

香港國際收支平衡
國際投資頭寸及對外債務統計
Balance of Payments
International Investment Position and
External Debt Statistics of Hong Kong

二零一二年第二季
Second Quarter 2012



香港特別行政區 政府統計處
Census and Statistics Department
Hong Kong Special Administrative Region



香港國際收支平衡
國際投資頭寸及對外債務統計
Balance of Payments
International Investment Position and
External Debt Statistics of Hong Kong

二零一二年第二季
Second Quarter 2012

有關本刊物的查詢，請聯絡：

政府統計處 寶光商業中心分處 國際收支平衡統計科（一）

地址：香港九龍新蒲崗太子道東 698 號寶光商業中心 6 樓 602 - 606 室

電話：(852) 2116 8660 圖文傳真：(852) 2116 0278 或 (852) 2116 0721

電郵：bop@censtatd.gov.hk

Enquiries about this publication can be directed to :

Balance of Payments Branch (1)

Stelux House Sub-office

Census and Statistics Department

Address : Units 602-606, 6/F, Stelux House, 698 Prince Edward Road East,

San Po Kong, Kowloon, Hong Kong.

Tel. : (852) 2116 8660 Fax : (852) 2116 0278 or (852) 2116 0721

E-mail : bop@censtatd.gov.hk

政府統計處網站 Website of the Census and Statistics Department

www.censtatd.gov.hk

二零一二年九月出版

Published in September 2012

本刊物只備有下載版

This publication is available in download version only

	頁數 Page
I. 國際收支平衡統計的改進	
概覽	
國際收支平衡系統的改進	
國際收支平衡統計的修訂	
II. 二零一二年第二季的概況	
國際收支平衡	
國際投資頭寸	
對外債務	
III. 統計表	
<i>國際收支平衡</i>	
表 1 一九九八年至二零一二年第二季國際收支平衡	17
表 2 一九九八年至二零一二年第二季經常賬戶	27
表 3 一九九八年至二零一二年第二季資本及金融賬戶	47
表 4 按界別劃分的一九九八年至二零一二年第二季投資流量淨值	67
<i>國際投資頭寸</i>	
表 5 按標準組成部分劃分的二零零零年至二零一一年國際投資頭寸(期末頭寸)	73
表 6 按概括組成部分劃分的二零零零年至二零一二年第二季國際投資頭寸(期末頭寸)	77
<i>對外債務</i>	
表 7 二零零二年至二零一二年第二季對外債務(期末頭寸)	81
IV. 統計圖	
圖 1 經常賬戶流量淨值	91
圖 2 經常賬戶差額相對本地生產總值的比率	91
圖 3 金融賬戶(非儲備性質)流量淨值	91
圖 4 整體的國際收支相對本地生產總值的比率	92
圖 5 國際投資頭寸(期末頭寸)	92
圖 6 對外債務(期末頭寸)	92
V. 註釋	93
I. Enhancements to Balance of Payments Statistics	
Overview	1
Enhancements to Balance of Payments system	3
Revision to Balance of Payments statistics	7
II. General Observations, Second Quarter of 2012	
Balance of Payments	10
International Investment Position	12
External Debt	14
III. Statistical Tables	
<i>Balance of Payments</i>	
Table 1 Balance of Payments, 1998 to the second quarter of 2012	17
Table 2 Current account, 1998 to the second quarter of 2012	27
Table 3 Capital and financial account, 1998 to the second quarter of 2012	47
Table 4 Net investment flows by sector, 1998 to the second quarter of 2012	67
<i>International Investment Position</i>	
Table 5 International Investment Position by standard component, 2000 to 2011 (position as at end of period)	73
Table 6 International Investment Position by broad component, 2000 to the second quarter of 2012 (position as at end of period)	77
<i>External Debt</i>	
Table 7 External Debt, 2002 to the second quarter of 2012 (position as at end of period)	81
IV. Charts	
Chart 1 Net flows of current account	91
Chart 2 Current account balance as a ratio to GDP	91
Chart 3 Net flows of financial account (non-reserve)	91
Chart 4 Overall Balance of Payments as a ratio to GDP	92
Chart 5 International Investment Position (position as at end of period)	92
Chart 6 External Debt (position as at end of period)	92
V. Explanatory Notes	93

I. 國際收支平衡統計的改進

概覽

1.1 政府統計處（統計處）一直致力提升香港的國民經濟核算統計數字的素質、效用和國際可比性。

1.2 在新近修訂本地生產總值編製架構的同時⁽¹⁾，統計處透過實施新的國際統計標準和改善數據來源及估算方法，改進國際收支平衡的編製架構。在這次改進工作之前，統計處過往是按照國際貨幣基金組織在一九九三年發布的《國際收支平衡手冊（第五版）》所訂明的國際統計標準編製香港的國際收支平衡統計數字。國際貨幣基金組織於二零零九年發布該手冊的新版本《國際收支和國際投資頭寸手冊（第六版）》，以應對與編製國際收支平衡和相關統計數字有關的最新發展及國際事宜。《國際收支和國際投資頭寸手冊（第六版）》內的新建議大致上可分類為方法的更改、數據表達方式的更改及概念的澄清。

1.3 國際貨幣基金組織發布的《國際收支和國際投資頭寸手冊（第六版）》，是由國際貨幣基金組織統計部及國際貨幣基金組織國際收支平衡統計委員會聯同世界各地的國際收支平衡統計編製人員及其他主要團體，進行了多年的研究及發展工作所取得的成果。國際貨幣基金組織國際收支平衡統計委員會由來自約二十個經濟體及六家國際機構的國際收支平衡統計專家所組成，就國際收支平衡及國際投資頭寸的統計方法和編製事宜，向國際貨幣基金組織提出建議。統計處作為該委員會成員之一，對《國際收支和國際投資頭寸手冊（第六版）》的國際標準的制訂提供了專業意見。

(1) 關於本地生產總值統計數字，統計處最近完成一項技術性修訂工作，並於二零一二年九月十一日在《本地生產總值統計特刊 – 二零一二年九月》發布有關結果。此項修訂有兩個目的，首先是在本地生產總值的編製架構中實施《二零零八年國民經濟核算體系》所訂明的最新國際統計標準。再者，統計處亦藉此機會，把最新的數據來源和改良的估算方法納入本地生產總值架構。

I. Enhancements to Balance of Payments Statistics

Overview

1.1 The Census and Statistics Department (C&SD) is committed to an on-going programme of enhancing the quality, usefulness and international comparability of the national accounts statistics of Hong Kong.

1.2 In parallel with the recent revision introduced to the GDP compilation framework⁽¹⁾, C&SD has enhanced the Balance of Payments (BoP) compilation framework through the implementation of new international statistical standards and improvement in data sources and estimation methods. Prior to this enhancement exercise, the BoP statistics of Hong Kong were compiled in accordance with the international statistical standards stipulated in the *Fifth Edition of the Balance of Payments Manual (BPM5)* released by the International Monetary Fund (IMF) in 1993. A new version of the manual, the *Sixth Edition of the Balance of Payments and International Investment Position Manual (BPM6)*, was published by the IMF in 2009 to address latest developments and global issues which have an impact on the compilation of BoP and related statistics. The new recommendations in the *BPM6* can be broadly categorised into methodological changes, presentational changes and conceptual clarifications.

1.3 The release of the *BPM6* is the outcome of years of research and development work by the IMF Statistics Department and the IMF Committee on Balance of Payments Statistics (the Committee) in collaboration with compilers of BoP statistics and other major parties worldwide. The Committee comprises statistical experts in BoP statistics from around 20 economies and six international organisations, advising the IMF on methodological and compilation issues in the context of BoP and International Investment Position (IIP) statistics. As a member of the Committee, C&SD has provided professional input to the formulation of international standards under the *BPM6*.

(1) C&SD has recently undertaken a technical revision exercise on Gross Domestic Product (GDP) statistics and released the results in the *Special Report on Gross Domestic Product – September 2012* on 11 September 2012. The purpose of the revision is twofold. First, it aims at incorporating the latest international statistical standards as stipulated in the *2008 System of National Accounts (2008 SNA)* in the GDP compilation framework. Second, opportunity is taken to incorporate updated data sources and enhanced estimation methods in the GDP framework.

1.4 隨著《國際收支和國際投資頭寸手冊（第六版）》的發布，統計處已就該手冊所載的新建議進行全面檢視，以評估其對編製香港的國際收支平衡統計數字（包括國際收支平衡表、國際投資頭寸報表及對外債務統計數字）的影響。這次改進工作採納了該手冊內對國際收支平衡統計數字有重大影響並與香港相關的建議。

1.5 這次改進工作為國際收支平衡統計數字帶來的新發展包括：

貨物及服務

- 採用所有權轉移原則記錄外地加工貨品和轉手商貿活動
- 採用新的分類和改良的估算方法編製服務貿易內有關組別的統計數字

資本賬戶

- 把移民轉移的設算國際收支平衡交易從資本及金融賬戶移除，並把該等設算國際收支平衡交易重新分類為國際投資頭寸內的其他改變

直接投資

- 按照資產／負債原則發布直接投資數字
- 把聯屬企業之間直接投資數字分開列出

證券投資

- 把投資基金股東的再投資收益記錄在初次收入內，並把收益再投資的相應記賬記錄在證券投資內

儲備資產

- 把儲備資產收益在初次收入內分開列出
- 從儲備資產中剔除對居民的外幣債權
- 把與儲備相關的負債引入為國際投資頭寸的備忘項目

1.4 Following the release of the *BPM6*, C&SD has conducted a thorough review on the new recommendations made in the *BPM6* to assess their impact on the compilation of BoP statistics of Hong Kong, including BoP account, IIP statement and External Debt (ED) statistics. Recommendations that have significant impact on the BoP statistics and are relevant to Hong Kong are implemented in this enhancement exercise.

1.5 The new developments brought to BoP statistics in this exercise include the following:

Goods and services

- Adoption of the change of ownership principle in recording goods sent abroad for processing and merchanting
- Adoption of new classification and enhanced estimation methods for relevant categories of trade in services statistics

Capital account

- Removal of imputed BoP transactions for migrants' transfers from capital and financial account, and re-classification of these imputed BoP transactions to other changes in the IIP

Direct investment

- Presenting direct investment figures according to asset / liability principle
- Presenting direct investment figures among fellow enterprises separately

Portfolio investment

- Recording reinvested earnings of investment fund shareholders in primary income, and the corresponding entries of reinvestment of earnings in portfolio investment

Reserve assets

- Separately presenting income on reserve assets in primary income
- Excluding foreign currency claims on residents from reserve assets
- Introducing reserve-related liabilities as a memorandum item in the IIP

1.6 此外，統計處亦在適用情況下，在金融賬戶的各個標準組成部分內納入改良的數據來源及估算方法。

1.7 除上述改變外，在按照《國際收支和國際投資頭寸手冊（第六版）》發布經常賬戶時，收入及經常轉移分別改稱為初次收入及二次收入，以突顯提供勞工和金融資產而獲得的回報（初次收入）與透過經常轉移對收入的重新分配（二次收入）兩者之間的差別。

1.8 從這個統計季度（即二零一二年第二季）開始，統計處根據《國際收支和國際投資頭寸手冊（第六版）》所訂明的最新國際統計標準編製香港的國際收支平衡統計數字。為維持數據的可比性，過往的數列亦已作適當的後向估計。經修訂的數列，連同最新的國際收支平衡統計數字，刊載於本刊物第III節。

國際收支平衡系統的改進

採用所有權轉移原則記錄外地加工貨品和轉手商貿活動

1.9 在《二零零八年國民經濟核算體系》和《國際收支和國際投資頭寸手冊（第六版）》的新標準下，外地加工貨品及轉手商貿活動是以所有權轉移的基礎記錄，這有助在本地生產總值和國際收支平衡架構內進行宏觀經濟分析。外地加工貨品不會記錄在貨品貿易內，原因是有關貨品並不涉及實際買賣活動（即所有權並沒有轉移）。另一方面，所涉及的加工費會記錄為服務貿易，以反映從加工經濟體輸入製造服務的價值。至於轉手商貿活動，新統計標準訂明，居民貿易商售給非居民貿易商的貨品價值會記錄為貨品出口（因涉及所有權轉移），而居民貿易商從非居民貿易商購入作轉售的貨品價值會記錄為貨品負出口，儘管有關貨品並沒有進出該貿易商所居住的經濟體。由於相關的貨物貿易及服務貿易的組成部分經上述的重新分類，國際收支平衡的經常賬戶內的貨物入口和出口與服務輸入和輸出的數值相應作出修訂。不過，貨物及服務貿易的整體差額則沒有改變。有關所有權轉移原則的詳情刊載於統計處出版的《本地生產總值統計特刊 – 二零一二年九月》。

1.6 Besides, enhancements in data sources and estimation methods are incorporated in various standard components of the financial account where appropriate.

1.7 Apart from the aforesaid changes, in the presentation of current account under the *BPM6*, income and current transfers are renamed as primary income and secondary income respectively to highlight the difference between returns for the provision of labour and financial assets (primary income) and further redistribution of income through current transfers (secondary income).

1.8 Starting from this reference quarter (i.e. the second quarter of 2012), the BoP statistics of Hong Kong are compiled in accordance with the latest international standards stipulated in the *BPM6*. Backcasting of the historical data series has been introduced as appropriate in order to ensure comparability of the time series data. The revised data series along with the latest BoP statistics are presented in Section III of this report.

Enhancements to Balance of Payments system

Adoption of the change of ownership principle in recording goods sent abroad for processing and merchanting

1.9 Under the new standards in the *2008 SNA* and *BPM6*, goods sent abroad for processing and merchanting are to be recorded on the change of ownership basis, facilitating macro-economic analysis in the context of GDP and BoP frameworks. Goods sent abroad for processing are not recorded as trade in goods because they do not involve actual buying and selling activities (i.e. no change of ownership is involved). On the other hand, the processing fee involved is recorded as trade in services to reflect the value of the manufacturing services imported from the processing economy. For merchanting, the new statistical standards stipulate that the value of goods sold by a resident trader to a non-resident trader is recorded as exports of goods (since a change of ownership is involved), while the value of goods acquired by the resident trader from a non-resident trader for resale is recorded as negative exports of goods, despite the fact that the goods involved do not physically enter and leave the economy where the trader resides in. As a result of the aforesaid re-classification of the respective trade in goods and services components, the values of imports and exports of goods and services in the BoP current account are revised accordingly. However, there is no change in the overall balance of trade in goods and services. More details about the change of ownership principle are presented in the *Special Report on Gross Domestic Product – September 2012* published by C&SD.

採用新的分類和改良的估算方法編製服務貿易內有關組別的統計數字

1.10 根據與《二零一零年國際服務貿易統計手冊》協調的《二零零八年國民經濟核算體系》和《國際收支和國際投資頭寸手冊（第六版）》的標準，服務貿易已採用新的分類。一些服務項目的估算方法亦有所改進。這些改變已於這次改進工作中納入國際收支平衡經常賬戶內的服務貿易組成部分。根據在 1.9 段所述的採用所有權轉移原則記錄海外加工貨品和轉手商貿活動，在服務貿易中較重大的改變是 (i) 加入製造服務為新的組成部分，以及 (ii) 從服務貿易撤除轉手商貿活動。其他主要改變包括改良保險服務貿易的估算方法；及把研究及發展成果的直接買賣納入整體服務貿易內。某些服務項目亦被重新分類⁽²⁾。上述改進一般引致較少的服務淨輸出，原因是(i) 加入製造服務引致較多的服務輸入，而(ii) 撤除轉手商貿活動引致較少的服務輸出。

把移民轉移的設算國際收支平衡交易從資本及金融賬戶移除，並把該等設算國際收支平衡交易重新分類為國際投資頭寸內的其他改變

1.11 在《國際收支和國際投資頭寸手冊(第六版)》的新標準下，當個人及其他實體改變其居民身分，他們既有的金融資產及負債不應再設算為金融賬戶內的國際收支平衡交易（以往根據《國際收支平衡手冊（第五版）》，有關轉變設算為國際收支平衡交易）。根據新標準，他們既有的金融資產及負債應記錄為國際投資頭寸內的其他改變，理由是居民身分的改變不涉及兩個實體之間的交易，而只涉及單一實體的狀況改變。由於金融賬戶內的設算國際收支平衡交易及資本賬戶內的相應記賬同時被移除，因此對國際收支平衡整體差額並無影響。此外，由於有關的設算交易記錄為國際投資頭寸內的其他改變，國際投資頭寸淨值因而不受影響。

Adoption of new classification and enhanced estimation methods for relevant categories of trade in services statistics

1.10 Based on the 2008 SNA and BPM6 standards, which are harmonised with the *Manual on Statistics of International Trade in Services 2010*, a new classification of trade in services is adopted. The estimation methods of some service items are also enhanced. The changes have been implemented in the trade in services component of the BoP current account in this enhancement exercise. The most significant changes in trade in services are (i) the introduction of manufacturing services as a new component, and (ii) the removal of merchanting from trade in services, following the adoption of the new standards in recording goods sent abroad for processing and merchanting, as described in paragraph 1.9. Other major changes include enhancement to the estimation method of trade in insurance services, and incorporation of outright purchases and sales of output of research and expenditure in the overall trade in services. There is also re-classification within certain service items⁽²⁾. The above enhancements generally lead to smaller net exports of services as (i) the incorporation of manufacturing services leads to larger imports of services, while (ii) the removal of merchanting services leads to smaller exports of services.

Removal of imputed BoP transactions for migrants' transfers from capital and financial account, and re-classification of these imputed BoP transactions to other changes in the IIP

1.11 Under the new standards in the *BPM6*, when persons and other entities change their residence status, their existing financial assets and liabilities should no longer be imputed as BoP transactions in the financial account (as was previously done under the *BPM5*). Instead, their existing financial assets and liabilities are recorded as other changes in the IIP. The rationale is that the change in residence status does not involve a transaction between two entities, but only a change in the status of a single entity. As the imputed BoP transactions in the financial account and the corresponding entries in the capital account are removed simultaneously, there is no impact on the overall BoP balance. Besides, as the relevant imputed transactions are recorded as other changes in the IIP, the net IIP is not affected.

(2) 舉例來說，郵遞及速遞服務已從通訊服務重新歸類為運輸服務。

(2) For example, postal and courier services are re-classified from communications services to transport services.

按照資產／負債原則發布直接投資數字

1.12 《國際收支和國際投資頭寸手冊（第六版）》建議使用資產／負債原則發布直接投資數字，取代以往所採用的方向原則。按照資產／負債準則發布的數字與國際收支平衡的其他組成部分的數字協調一致。按照《國際收支和國際投資頭寸手冊（第六版）》的資產／負債發布方式與按照《國際收支平衡手冊（第五版）》的方向發布方式的差別，主要在於處理逆向投資的統計方法不同，特別是逆向投資在《國際收支和國際投資頭寸手冊（第六版）》下沒有從直接投資總資產及直接投資總負債中扣除。由本地直接投資企業對非本地直接投資者以及由非本地直接投資企業對本地直接投資者作出的逆向投資，分別記錄在直接投資資產及直接投資負債內。一般來說，與《國際收支平衡手冊（第五版）》所採用的方向原則比較，按照《國際收支和國際投資頭寸手冊（第六版）》的資產／負債原則發布的直接投資數字，會引致較大的直接投資資產差額及直接投資負債差額。不過，直接投資整體差額則沒有改變，因此對金融賬戶整體差額沒有影響。

把聯屬企業之間直接投資數字分開列出

1.13 《國際收支和國際投資頭寸手冊（第六版）》建議，若聯屬企業之間直接投資重大，有關的直接投資數字應分開列出，以幫助數據使用者了解直接投資的性質。如果兩間企業有同一的直接投資者，但兩間企業都不屬對方的直接投資者，則其中一間企業便是另一間企業的聯屬企業。採用這建議須把直接投資下一些項目重新分類，但沒有為直接投資整體差額和金融賬戶整體差額帶來任何改變。

投資基金股東的再投資收益記錄在初次收入內，並把收益再投資的相應記賬記錄在證券投資內

1.14 《國際收支和國際投資頭寸手冊（第六版）》訂明，投資基金的再投資收益應視為已分配給各股東並接著由該等股東再投資於有關基金，理由是投資基金投資者有機會決定繼續或贖回其投資，從而可能間接影響有關基金的投資及派息政策。這情況與直接投資近似，直接投資者可決定應如何運用直接投資企業的保留收益。實施新標準後，經常賬戶內初次收入的流入及流出均向上修訂。由於香港居

Presenting direct investment figures according to asset / liability principle

1.12 The *BPM6* recommends using the asset / liability principle in the presentation of direct investment figures, to replace the directional principle adopted previously. Figures presented on the asset / liability basis are consistent with those under other BoP components. The difference between the asset / liability presentation under the *BPM6* and directional presentation under the *BPM5* mainly arises from the difference in the statistical treatment of reverse investment. In particular, reverse investment is not netted from the total direct investment assets and total direct investment liabilities under the *BPM6*. Reverse investment from resident direct investment enterprises to non-resident direct investors and that from non-resident direct investment enterprises to resident direct investors are recorded under direct investment assets and direct investment liabilities respectively. In general, presentation of direct investment figures under the asset / liability principle on the *BPM6* basis leads to greater balances of direct investment assets and direct investment liabilities, when compared with the use of the directional principle on the *BPM5* basis. However, there is no change in the overall direct investment balance, and thus there is no impact on the overall financial account balance.

Presenting direct investment figures among fellow enterprises separately

1.13 The *BPM6* recommends that figures on direct investment among fellow enterprises should be separately presented if these are significant, to assist data users in understanding the nature of direct investment. An enterprise is a fellow enterprise of another if the two enterprises have the same direct investor, but neither enterprise is a direct investor in the other enterprise. The adoption of this recommendation necessitates some re-classification of items under direct investment, but without bringing any change in the overall direct investment balance and the overall financial account balance.

Recording reinvested earnings of investment fund shareholders in primary income, and the corresponding entries of reinvestment of earnings in portfolio investment

1.14 The *BPM6* stipulates that the reinvested earnings of investment funds should be treated as if they were distributed to the shareholders and then subsequently reinvested by the shareholders into the funds, on the grounds that investors of investment funds have the opportunity to make a deliberate decision to continue or to redeem their investment, which may indirectly influence the investment and dividend policy of the funds. This is similar to the case of direct investment where direct investors can take a deliberate decision on how the direct

民投資在非本地居民的投資基金的金額遠高於非本地居民投資在本地居民的投資基金的金額，所以初次收入流入高於初次收入流出，引致初次收入淨流入增加。不過，由於經常賬戶內初次收入的「再投資收益」和金融賬戶內證券投資的相應「收益再投資」互相抵銷，因此對國際收支平衡整體差額沒有影響。

把儲備資產收益在初次收入內分開列出

1.15 《國際收支和國際投資頭寸手冊（第六版）》建議，儲備資產收益應在初次收入內分開列出（以往根據《國際收支平衡手冊（第五版）》，有關收益包含在證券投資收益或其他投資收益內）。顯示儲備資產收益數字對研究儲備資產的回報率甚為有用。這項建議使初次收入內的數個子組成部分要重新分類，引致證券投資收益和其他投資收益作出修訂。不過，整體初次收入沒有改變，因此對經常賬戶整體差額沒有產生影響。

從儲備資產中剔除對居民的外幣債權

1.16 《國際收支和國際投資頭寸手冊（第六版）》澄清，根據居民的概念，對本地居民的外幣債權並非儲備資產。因此，統計處在編製國際收支平衡表和國際投資頭寸時，把香港金融管理局存於本地銀行的外幣存款額從儲備資產中剔除。由於該等存於本地銀行的外幣存款被剔除，儲備資產頭寸因而向下修訂。不過，按照《國際收支和國際投資頭寸手冊（第六版）》的建議，統計處把香港金融管理局存於本地銀行的外幣存款作為國際投資頭寸的補充項目展示。

把與儲備相關的負債引入為國際投資頭寸的備忘項目

1.17 《國際收支和國際投資頭寸手冊（第六版）》建議，與儲備相關的負債在國際投資頭寸以備忘項目形式展示。這措施有助監察透過借款累積儲備資產的情況，及作為量度儲備資產流動性的一項指標。這個表達方式的改變對國際投資頭寸淨值並無影響。

investment enterprises' retained earnings should be utilised. After adopting the new standards, both primary income inflow and outflow in the current account are revised upwards. As Hong Kong residents' investment in non-resident investment funds is much larger than non-residents' investment in resident investment funds, the increase in the primary income inflow is greater than the increase in outflow, leading to larger net inflow of primary income. However, since the "reinvested earnings" under primary income in the current account and the corresponding "reinvestment of earnings" under portfolio investment in the financial account offset each other, there is no impact on the overall BoP balance.

Separately presenting income on reserve assets in primary income

1.15 The *BPM6* recommends that income on reserve assets is to be presented separately in primary income (previously subsumed in either portfolio investment income or other investment income under the *BPM5*). Figures showing income on reserve assets are useful for studying the rates of return on reserve assets. This recommendation results in re-classification of several sub-components of primary income, causing revisions to portfolio investment income and other investment income. However, there is no change in the overall primary income, and thus there is no impact on the overall current account balance.

Excluding foreign currency claims on residents from reserve assets

1.16 The *BPM6* clarifies that foreign currency claims on residents are not reserve assets in accordance with the residence concept. Therefore, the amount of foreign currency deposits of the Hong Kong Monetary Authority (HKMA) with resident banks is excluded from reserve assets in compiling the BoP account and IIP. As a result of the removal of these foreign currency deposits with resident banks, the reserve assets position is revised downwards. Nevertheless, HKMA's foreign currency deposits with resident banks are to be presented as a supplementary item in the IIP following the recommendations made in the *BPM6*.

Introducing reserve-related liabilities as a memorandum item in the IIP

1.17 The *BPM6* recommends that reserve-related liabilities are to be presented as a memorandum item in the IIP. Such a measure helps track the build-up in reserve assets through borrowing and serves as an indicator of liquidity on reserve assets. This presentational change has no impact on the net IIP.

在金融賬戶的各個標準組成部分內納入改良的數據來源和估算方法

1.18 除實施《國際收支和國際投資頭寸手冊（第六版）》的最新國際標準外，統計處亦因應本地金融市場和國際經濟的發展，適當地在金融賬戶的各個標準組成部分內納入改良的數據來源和估算方法。一般而言，這些改進有助提升香港國際收支平衡統計的國際可比性和整體數據素質。

國際收支平衡統計的修訂

1.19 經修訂後，二零一一年經常賬戶盈餘向上修訂 259 億元至 1,264 億元。貨物、服務、初次收入及二次收入等差額的變動分別為 3,657 億元、-3,624 億元、119 億元及 108 億元。貨物及服務差額的顯著變動，是由於採用了所有權轉移原則記錄外地加工貨品及轉手商貿活動。是次修訂對一九九八年至二零一一年經常賬戶差額的影響撮錄於表 A。

1.20 二零一一年資本及金融賬戶所錄得的淨流向下修訂 491 億元至 904 億元。資本轉移、直接投資、證券投資、其他投資及儲備資產等差額的變動分別為 -596 億元、604 億元、318 億元、-83 億元及 248 億元。是次修訂對一九九八年至二零一一年資本及金融賬戶差額的影響撮錄於表 B。

1.21 二零一一年國際投資頭寸淨值水平向上修訂 76 億元至 54,644 億元。直接投資、其他投資及儲備資產等水平的變動分別為 2,337 億元、-1,099 億元及 -1,161 億元。是次修訂對二零零零年至二零一一年國際投資頭寸淨值水平的影響撮錄於表 C。

1.22 二零一一年對外債務總額水平向上修訂 4,506 億元至 75,686 億元。銀行、其他界別及與公司間借貸有關的直接投資等水平的變動分別為 -206 億元、3,933 億元及 779 億元。是次修訂對二零零二年至二零一一年對外債務總額水平的影響撮錄於表 D。

1.23 一套經修訂的數列，連同《國際收支和國際投資頭寸手冊（第六版）》所建議在國際投資頭寸新加的補充／備忘項目，載於本刊物第 III 節。

Incorporation of enhanced data sources and estimation methods in various standard components of the financial account

1.18 In addition to the implementation of the latest international standards given in the *BPM6, C&SD* has also incorporated enhanced data sources and estimation methods in the compilation framework of financial account where applicable, taking into account developments in the local financial market and the global economy. These enhancements generally lead to improvements in the international comparability and overall data quality of Hong Kong's BoP statistics.

Revision to Balance of Payments statistics

1.19 After the revision, the current account surplus for 2011 was revised upwards by \$25.9 billion to \$126.4 billion. The net changes to the balances of goods, services, primary income and secondary income were \$365.7 billion, -\$362.4 billion, \$11.9 billion and \$10.8 billion respectively. The significant changes in the balances of goods and services were attributable to the adoption of the change of ownership principle in recording goods sent abroad for processing and merchanting. The effect of the revision on the current account balance in 1998 – 2011 is summarised in Table A.

1.20 The net outflow recorded in the capital and financial account for 2011 was revised downwards by \$49.1 billion to \$90.4 billion. The net changes to the balances of capital transfers, direct investment, portfolio investment, other investment and reserve assets were -\$59.6 billion, \$60.4 billion, \$31.8 billion, -\$8.3 billion and \$24.8 billion respectively. The effect of the revision on the capital and financial account balance in 1998 – 2011 is summarised in Table B.

1.21 The net IIP level for 2011 was revised upwards by \$7.6 billion to \$5,464.4 billion. The net changes to the levels of direct investment, other investment and reserve assets were \$233.7 billion, -\$109.9 billion and -\$116.1 billion respectively. The effect of the revision on the net IIP level in 2000 – 2011 is summarised in Table C.

1.22 The gross ED level for 2011 was revised upwards by \$450.6 billion to \$7,568.6 billion. The net changes to the levels for banks, other sectors and direct investment related to intercompany lending were -\$20.6 billion, \$393.3 billion and \$77.9 billion respectively. The effect of the revision on the gross ED level in 2002 – 2011 is summarised in Table D.

1.23 A set of revised data series, along with the newly added supplementary / memorandum items in the IIP as recommended in the *BPM6*, is given in Section III of this report.

表 A: 經常賬戶差額修訂前與修訂後的比較

Table A: Comparison of current account balance before and after revision

	經常賬戶 (修訂前) Current account (before revision)	淨變動 Net change				經常賬戶 (修訂後) Current account (after revision)
		貨物 Goods	服務 Services	初次收入 Primary income	二次收入 Secondary income	百萬元 HK\$ million
1998	19,421	188,587	-188,761	969	2,010	22,226
1999	79,535	189,807	-190,100	1,385	2,146	82,772
2000	54,494	223,465	-223,249	1,991	2,091	58,792
2001	76,315	227,042	-226,724	1,910	2,502	81,044
2002	96,800	227,958	-228,069	2,737	2,965	102,392
2003	128,240	233,501	-233,228	3,735	3,298	135,546
2004	122,512	261,206	-261,053	4,568	3,781	131,014
2005	156,933	300,858	-300,154	5,816	4,320	167,774
2006	178,166	348,768	-349,140	8,165	4,852	190,811
2007	199,279	363,181	-361,892	8,374	5,997	214,939
2008	229,506	374,844	-373,187	17,202	7,443	255,808
2009	139,249	305,831	-302,554	6,896	8,240	157,661
2010	96,224	352,177	-350,380	9,297	9,172	116,490
2011	100,479	365,664	-362,431	11,869	10,821	126,402

表 B: 資本及金融賬戶差額修訂前與修訂後的比較

Table B: Comparison of capital and financial account balance before and after revision

	資本及金融 賬戶 (修訂前) Capital and financial account (before revision)	淨變動 Net change					資本及金融 賬戶 (修訂後) Capital and financial account (after revision)
		資本轉移 Capital transfers	直接投資 Direct investment	證券投資 Portfolio investment	其他投資 Other investment	儲備資產 Reserve assets	百萬元 HK\$ million
1998	-31,514	18,407	-3,614	-34	18,105	-12,416	-11,065
1999	-83,374	14,001	-15,965	-57	-21,923	27,946	-79,370
2000	-57,863	12,117	-16,056	-93	22,412	-21,839	-61,322
2001	-97,359	8,723	-11,120	-62	31,044	6,399	-62,375
2002	-151,179	9,059	-13,410	-108	32,319	-7,511	-130,829
2003	-179,086	7,683	-18,414	130	39,446	9,798	-140,443
2004	-184,640	1,991	-21,756	3,331	24,602	4,536	-171,936
2005	-182,431	4,360	4,871	3,309	-5,860	24,556	-151,195
2006	-209,935	2,134	-21,333	4,148	33,272	-28,645	-220,359
2007	-259,247	-11,018	7,622	10,522	-58,558	50,288	-260,392
2008	-231,162	-18,351	6,978	14,007	-66,073	39,892	-254,709
2009	-155,371	-39,231	61,479	22,335	29,493	-63,236	-144,532
2010	-152,502	-45,335	66,972	24,919	5,166	11,941	-88,838
2011	-139,527	-59,599	60,363	31,811	-8,259	24,823	-90,389

表 C: 國際投資頭寸淨值修訂前與修訂後的比較

Table C: Comparison of net IIP before and after revision

		百萬元 HK\$ million			
國際 投資頭寸淨值 (修訂前) Net IIP (before revision)	淨變動 Net change			國際 投資頭寸淨值 (修訂後) Net IIP (after revision)	
	直接投資 Direct investment	其他投資 Other investment	儲備資產 Reserve assets		
2000	1,729,547	85,423	-53,308	-42,132	1,719,529
2001	2,067,961	103,932	-76,654	-48,485	2,046,754
2002	2,677,368	143,616	-105,738	-40,990	2,674,256
2003	3,059,833	191,658	-114,633	-50,471	3,086,387
2004	3,301,773	241,692	-178,035	-55,558	3,309,873
2005	3,406,136	265,121	-116,932	-78,680	3,475,645
2006	4,029,717	326,536	-196,487	-50,966	4,108,801
2007	3,773,590	370,412	-203,880	-102,744	3,837,378
2008	4,826,672	304,487	-89,083	-142,085	4,899,991
2009	5,584,394	303,646	-105,918	-79,911	5,702,211
2010	5,135,539	235,267	-107,991	-91,697	5,171,117
2011	5,456,790	233,653	-109,891	-116,134	5,464,418

表 D: 對外債務總額修訂前與修訂後的比較

Table D: Comparison of gross ED before and after revision

		百萬元 HK\$ million			
對外債務總額 (修訂前) Gross ED (before revision)	淨變動 Net change			對外債務總額 (修訂後) Gross ED (after revision)	
	銀行 Banks	其他界別 Other sectors	直接投資： 公司間借貸 Direct investment: intercompany lending		
2002	2,735,010	-258	74,188	21,576	2,830,516
2003	2,893,334	-1,266	85,136	22,162	2,999,366
2004	3,343,760	-151	116,736	22,252	3,482,597
2005	3,524,463	-2,858	86,325	37,980	3,645,910
2006	4,014,868	-7,218	187,793	37,330	4,232,773
2007	5,547,670	-8,099	270,861	53,504	5,863,936
2008	5,141,800	-4,994	160,701	49,543	5,347,049
2009	5,184,759	-906	304,214	37,436	5,525,503
2010	6,396,052	-2,993	354,379	86,614	6,834,051
2011	7,118,030	-20,610	393,306	77,902	7,568,628

II. 二零一二年第二季的概況

國際收支平衡

整體狀況 (表1)

2.1 香港於二零一二年第二季錄得 71 億元的國際收支赤字 (相對本地生產總值的比率為 1.5%)，而二零一二年第一季則錄得 638 億元的國際收支盈餘 (相對本地生產總值的比率為 13.2%)。儲備資產於二零一二年第二季相應減少同等數額。

經常賬戶 (表2)

2.2 二零一二年第二季的經常賬戶錄得 93 億元赤字 (相對本地生產總值的比率為 2.0%)，而二零一一年同季則錄得 106 億元盈餘 (相對本地生產總值的比率為 2.3%)。經常賬戶差額錄得下跌是由於有形貿易赤字增加、初次收入淨流入減少和二次收入淨流出增加，而無形貿易盈餘的增加抵銷了部分的跌幅。

(a) 有形及無形貿易

2.3 由於貨物進口的升幅較貨物出口的升幅快，有形貿易赤字由二零一一年第二季的 447 億元增加至二零一二年同季的 724 億元。另一方面，由於服務輸出上升而服務輸入下跌，無形貿易盈餘由二零一一年第二季的 326 億元增加至二零一二年同季的 465 億元。整體計算，二零一二年第二季有形及無形貿易合共錄得 258 億元赤字，較二零一一年同季的 121 億元赤字為多。

(b) 初次收入

2.4 二零一二年第二季的初次收入流入和流出分別為 3,035 億元和 2,824 億元，從而產生 211 億元淨流入，而二零一一年同季則錄得 271 億元淨流入。

(c) 二次收入

2.5 二零一二年第二季的二次收入流入和流出分別為 18 億元和 64 億元，令該季錄得 46 億元淨流出，而二零一一年同季則錄得 44 億元淨流出。

II. General Observations, Second Quarter of 2012

Balance of Payments (BoP)

Overall situation (Table 1)

2.1 Hong Kong recorded a BoP deficit of \$7.1 billion (as a ratio of 1.5% to GDP) in the second quarter of 2012, as against a BoP surplus of \$63.8 billion (as a ratio of 13.2% to GDP) in the first quarter of 2012. Reserve assets correspondingly fell by the same amount in the second quarter of 2012.

Current account (Table 2)

2.2 The current account recorded a deficit of \$9.3 billion (as a ratio of 2.0% to GDP) in the second quarter of 2012, as against a surplus of \$10.6 billion (as a ratio of 2.3% to GDP) in the same quarter of 2011. The drop in the current account balance was due to an increase in the visible trade deficit, a decrease in the net inflow of primary income and an increase in the net outflow of secondary income, partly offset by an increase in the invisible trade surplus.

(a) Visible and invisible trade

2.3 With imports of goods increasing faster than exports of goods, the visible trade deficit increased from \$44.7 billion in the second quarter of 2011 to \$72.4 billion in the same quarter of 2012. On the other hand, the invisible trade surplus increased from \$32.6 billion in the second quarter of 2011 to \$46.5 billion in the same quarter of 2012, as exports of services increased and imports of services decreased. Overall, a combined visible and invisible trade deficit of \$25.8 billion was recorded in the second quarter of 2012, larger than that of \$12.1 billion in the same quarter of 2011.

(b) Primary income

2.4 The primary income inflow and outflow amounted to \$303.5 billion and \$282.4 billion respectively, thus yielding a net inflow of \$21.1 billion in the second quarter of 2012, compared with a net inflow of \$27.1 billion in the same quarter of 2011.

(c) Secondary income

2.5 The secondary income inflow and outflow amounted to \$1.8 billion and \$6.4 billion respectively, resulting in a net outflow of \$4.6 billion in the second quarter of 2012, compared with a net outflow of \$4.4 billion in the same quarter of 2011.

資本及金融賬戶 (表3及4)

資本賬戶

2.6 二零一二年第二季的資本賬戶錄得9億元淨流出，而二零一二年第一季則錄得1億元淨流出。

金融賬戶

2.7 二零一二年第二季屬非儲備性質的金融資產錄得252億元的整體淨流入(相對本地生產總值的比率為5.3%)，而二零一二年第一季則錄得781億元淨流入(相對本地生產總值的比率為16.2%)。二零一二年第二季的淨流入是直接投資淨流入、證券投資淨流入和金融衍生工具現金結算所引致的淨流入的綜合結果，而其他投資淨流出則抵銷了部分的淨流入。

(a) 直接投資

2.8 二零一二年第二季直接投資資產和負債分別增加935億元和1,031億元，令直接投資錄得96億元淨流入，而二零一二年第一季則錄得88億元淨流出。

(b) 證券投資

2.9 二零一二年第二季證券投資資產減少114億元，而負債則增加63億元，令證券投資錄得177億元淨流入，而二零一二年第一季則錄得1,949億元淨流入。證券投資資產的減少主要是由於香港的銀行界別減持了非本地的長期債務證券。另一方面，證券投資負債的增加是由於非本地居民增持了香港其他界別的長期債務證券。

(c) 金融衍生工具

2.10 二零一二年第二季錄得5億元因金融衍生工具現金結算所引致的淨流入，而二零一二年第一季則錄得17億元淨流入。

Capital and financial account (Tables 3 and 4)

Capital account

2.6 In the second quarter of 2012, a net outflow of \$0.9 billion was recorded in the capital account, compared with a net outflow of \$0.1 billion in the first quarter of 2012.

Financial account

2.7 An overall net inflow of financial non-reserve assets amounting to \$25.2 billion (as a ratio of 5.3% to GDP) was recorded in the second quarter of 2012, compared with a net inflow of \$78.1 billion (as a ratio of 16.2% to GDP) in the first quarter of 2012. This was the combined result of a net inflow of direct investment, a net inflow of portfolio investment and a net inflow due to the cash settlement of financial derivatives, partly offset by a net outflow of other investment.

(a) Direct investment

2.8 Direct investment assets and liabilities increased by \$93.5 billion and \$103.1 billion respectively in the second quarter of 2012, resulting in a net direct investment inflow of \$9.6 billion, as against a net outflow of \$8.8 billion in the first quarter of 2012.

(b) Portfolio investment

2.9 Portfolio investment assets decreased by \$11.4 billion while liabilities increased by \$6.3 billion in the second quarter of 2012, resulting in a net portfolio investment inflow of \$17.7 billion, compared with a net inflow of \$194.9 billion in the first quarter of 2012. The decrease in portfolio investment assets was mainly due to the decreased holdings of non-resident long-term debt securities by the local banking sector. On the other hand, the increase in portfolio investment liabilities was attributable to the increased holdings of resident long-term debt securities of other sectors by non-residents.

(c) Financial derivatives

2.10 A net inflow of \$0.5 billion due to the cash settlement of financial derivatives was recorded in the second quarter of 2012, compared with a net inflow of \$1.7 billion in the first quarter of 2012.

(d) 其他投資

2.11 二零一二年第二季其他投資資產和負債分別減少 110 億元和 135 億元。合併計算，二零一二年第二季其他投資錄得 26 億元淨流出，而二零一二年第一季則錄得 1,096 億元淨流出。其他投資資產的減少主要是由於香港居民擁有的貨幣和存款減少。另一方面，其他投資負債的減少主要是由於香港的銀行界別欠非本地居民的貨幣和存款及其他負債減少。

(e) 儲備資產

2.12 二零一二年第二季儲備資產減少 71 億元，而二零一二年第一季則增加 638 億元。儲備資產的減少主要是由於在第二季存於非本地居民銀行的外幣存款減少。

國際投資頭寸

整體狀況 (表 5 及 6)

2.13 在二零一二年第二季季末，香港的對外金融資產和負債總值分別為 250,927 億元和 200,197 億元。從對外金融資產扣除對外金融負債後，香港是淨債權的經濟體。在二零一二年第二季季末，香港的對外金融資產淨值達 50,730 億元（相對本地生產總值的比率為 257%），而二零一二年第一季季末則錄得 52,960 億元（相對本地生產總值的比率為 271%）。

2.14 在二零一二年第二季季末，香港的對外金融資產和負債相對本地生產總值的比率保持在很高的水平，分別為 1 272% 和 1 015%，反映香港是高度外向型的經濟體，亦是區內擁有龐大跨境投資的主要金融中心。

對外金融資產

2.15 在二零一二年第二季季末，香港的對外金融資產總值為 250,927 億元。直接投資為最大的組成部分，佔對外金融資產總值的 37.7% (94,680 億元)。這反映香港在世界各地，尤其是中國內地，作為主要直接投資者的地位。這數字也反映香港企業普遍在離岸金融中心，如英屬維爾京群島和百慕大群

(d) Other investment

2.11 Other investment assets and liabilities decreased by \$11.0 billion and \$13.5 billion respectively in the second quarter of 2012. Taken together, there was a net other investment outflow of \$2.6 billion in the second quarter of 2012, compared with a net outflow of \$109.6 billion in the first quarter of 2012. The decrease in other investment assets was mainly due to the decrease in currency and deposits owned by Hong Kong residents. On the other hand, the decrease in other investment liabilities was mainly due to the decreases in currency and deposits and other liabilities owed to non-residents by the local banking sector.

(e) Reserve assets

2.12 Reserve assets decreased by \$7.1 billion in the second quarter of 2012, as against an increase of \$63.8 billion in the first quarter of 2012. The depletion of reserve assets was mainly due to the decrease in foreign currency deposits with non-resident banks during the second quarter.

International Investment Position (IIP)

Overall situation (Tables 5 and 6)

2.13 At the end of the second quarter of 2012, Hong Kong's external financial assets and liabilities amounted to \$25,092.7 billion and \$20,019.7 billion respectively. After netting out the external financial liabilities from the external financial assets, Hong Kong was a net creditor. Hong Kong's net external financial assets amounted to \$5,073.0 billion (as a ratio of 257% to GDP) at the end of the second quarter of 2012, compared with \$5,296.0 billion (as a ratio of 271% to GDP) at the end of the first quarter of 2012.

2.14 The ratios of both Hong Kong's external financial assets and liabilities to GDP at the end of the second quarter of 2012 remained at very high level, at 1 272% and 1 015% respectively, reflecting that Hong Kong is a highly externally oriented economy and also a major financial centre in the region with considerable cross-territory investment.

External financial assets

2.15 Hong Kong's external financial assets amounted to \$25,092.7 billion at the end of the second quarter of 2012. Direct investment was the largest component, accounting for 37.7% (\$9,468.0 billion) of the total value. This reflected the position of Hong Kong as a major direct investor in other economies of the world, notably in the mainland of China. It also reflected the common

島，設立無業務經營的公司，以轉移直接投資資金返回香港或往其他地方。

2.16 其他投資是香港對外金融資產的第二大投資組成部分，佔二零一二年第二季季末總值的 25.9% (65,072 億元)。在其他投資資產當中，70.1% 為貨幣和存款。

2.17 在二零一二年第二季季末，香港對外金融資產總值的 25.5% 為證券投資，達 64,076 億元。在證券投資資產當中，57.3% 為股權和投資基金份額，而其餘則為債務證券。

2.18 在二零一二年第二季季末，儲備資產總值為 21,691 億元，佔香港對外金融資產總值的 8.6%。居民持有的金融衍生工具資產相對較少，佔對外金融資產總值的 2.2% (5,408 億元)。

2.19 與二零一二年第一季季末比較，二零一二年第二季季末的對外金融資產總值減少 1,313 億元。這是由於證券投資、儲備資產、其他投資和金融衍生工具的對外金融資產減少，而直接投資資產的增加抵銷了部分的跌幅。

對外金融負債

2.20 在二零一二年第二季季末，香港的對外金融負債總值為 200,197 億元，其中 51.4% (102,897 億元) 為直接投資。該等高比重的直接投資負債，反映香港吸引很多非居民企業在香港設立直接投資的公司，而部分亦歸因於源自香港的投資資金經離岸金融中心回流至香港。

2.21 其他投資負債也是香港對外金融負債的重要部分，佔二零一二年第二季季末總值的 31.1% (62,305 億元)。在其他投資負債當中，84.6% 為貨幣和存款。

practice of setting up non-operating companies in offshore financial centres such as the British Virgin Islands and Bermuda by Hong Kong enterprises for channelling direct investment funds back to Hong Kong or to other places.

2.16 Other investment formed the second largest investment component of Hong Kong's external financial assets, accounting for 25.9% (\$6,507.2 billion) of the total value at the end of the second quarter of 2012. Within other investment assets, 70.1% was currency and deposits.

2.17 At the end of the second quarter of 2012, 25.5% of Hong Kong's external financial assets was in the form of portfolio investment, amounting to \$6,407.6 billion. Within portfolio investment assets, 57.3% was equity and investment fund shares while the remaining was debt securities.

2.18 Reserve assets amounted to \$2,169.1 billion, accounting for 8.6% of Hong Kong's total external financial assets at the end of the second quarter of 2012. Financial derivatives assets held by residents were relatively insignificant, accounting for 2.2% (\$540.8 billion) of the total external financial assets.

2.19 Compared with the end of the first quarter of 2012, the amount of total external financial assets at the end of the second quarter of 2012 decreased by \$131.3 billion. This was attributable to the decreases in external financial assets in respect of portfolio investment, reserve assets, other investment and financial derivatives, partly offset by the increase in direct investment assets.

External financial liabilities

2.20 Hong Kong's external financial liabilities amounted to \$20,019.7 billion at the end of the second quarter of 2012, in which 51.4% (\$10,287.9 billion) was in the form of direct investment. Such a high proportion of direct investment liabilities reflected that Hong Kong had attracted many non-resident enterprises to set up direct investment companies locally. It was also partly attributable to round-tripping of investment whereby the investment funds originated from Hong Kong were channelled through offshore financial centres back to Hong Kong.

2.21 Other investment liabilities also constituted a significant part of Hong Kong's external financial liabilities, accounting for 31.1% (\$6,230.5 billion) of the total value at the end of the second quarter of 2012. Within other investment liabilities, 84.6% was currency and deposits.

2.22 在二零一二年第二季季末，香港的證券投資負債為 30,876 億元，佔對外金融負債總值的 15.4%。香港的證券投資負債集中於股權和投資基金份額，佔證券投資負債的 91.8%。

2.23 居民欠非居民的金融衍生工具負債相對較少，佔對外金融負債總值的 2.1% (4,137 億元)。

2.24 與二零一二年第一季季末比較，二零一二年第二季季末的對外金融負債總值增加 917 億元。這是由於直接投資的對外金融負債增加，足以抵銷證券投資、金融衍生工具和其他投資的對外金融負債的減少有餘。

對外債務

整體狀況 (表 7)

2.25 在二零一二年第二季季末，香港的對外債務總額 (量度除股權負債以外，尚未償還的對外負債總額) 為 79,876 億元 (相對本地生產總值的比率為 405%)。與二零一二年第一季季末的 79,633 億元 (相對本地生產總值的比率為 407%) 比較，對外債務總額增加 243 億元。這是由於直接投資 (公司間借貸)、政府及香港金融管理局的對外債務增加大於其他界別及銀行界別的對外債務減少。

按界別的分析

2.26 在二零一二年第二季季末，香港的對外債務大部分來自銀行界別，佔整體的 69.3%。其他的對外債務主要包括直接投資 (公司間借貸) (佔 18.8%) 和其他界別的對外債務 (11.7%)。

2.27 銀行界別的對外債務是香港對外債務的最大組成部分，該界別的對外債務由二零一二年第一季季末的 55,413 億元 (相對本地生產總值的比率為 283%)，減少至二零一二年第二季季末的 55,321 億元 (相對本地生產總值的比率為 280%)，當中 97.7% (54,031 億元) 是短期的負債。這些短期對外負債中，97.0% (52,387 億元) 是貨幣和存款，主要是

2.22 At the end of the second quarter of 2012, portfolio investment liabilities of Hong Kong amounted to \$3,087.6 billion, accounting for 15.4% of total external financial liabilities. Hong Kong's portfolio investment liabilities were concentrated in equity and investment fund shares, accounting for 91.8% of portfolio investment liabilities.

2.23 Financial derivatives liabilities which residents owed to non-residents were relatively insignificant, accounting for 2.1% (\$413.7 billion) of the total external financial liabilities.

2.24 Compared with the end of the first quarter of 2012, the amount of total external financial liabilities at the end of the second quarter of 2012 increased by \$91.7 billion. This was mainly attributable to the increase in external financial liabilities in respect of direct investment, more than offsetting the decreases in external financial liabilities in respect of portfolio investment, financial derivatives and other investment.

External Debt (ED)

Overall situation (Table 7)

2.25 At the end of the second quarter of 2012, Hong Kong's gross ED (measuring total outstanding gross external liabilities other than equity liabilities) amounted to \$7,987.6 billion (as a ratio of 405% to GDP). Compared with \$7,963.3 billion (as a ratio of 407% to GDP) at the end of the first quarter of 2012, gross ED increased by \$24.3 billion. This was attributable to the increases in direct investment (intercompany lending), and ED of the Government and the Hong Kong Monetary Authority (HKMA), which were larger than the decreases in ED of other sectors and the banking sector.

Sectoral analysis

2.26 At the end of the second quarter of 2012, a major proportion of Hong Kong's ED was attributable to the banking sector, accounting for 69.3% of the total. Other ED mainly consisted of direct investment (intercompany lending) (with a share of 18.8%) and ED of other sectors (11.7%).

2.27 ED of Hong Kong's banking sector, as the largest component of Hong Kong's ED, decreased from \$5,541.3 billion at the end of the first quarter of 2012 (as a ratio of 283% to GDP) to \$5,532.1 billion at the end of the second quarter of 2012 (as a ratio of 280% to GDP), of which 97.7% (\$5,403.1 billion) was short-term liabilities. Among these short-term external liabilities, 97.0% (\$5,238.7 billion) was held in the form of currency and deposits. This was mainly attributable to inter-bank

由於非居民銀行向居民銀行作出同業存款。

2.28 直接投資（公司間借貸）是香港對外債務的第二大組成部分，在二零一二年第二季季末為 15,052 億元，當中 46.4%（6,983 億元）屬直接投資企業對直接投資者的債務負債。

2.29 在二零一二年第二季季末，其他界別的對外債務為 9,382 億元，較二零一二年第一季季末的 9,555 億元為少，當中 33.1%（3,107 億元）是短期負債，其餘的 66.9%（6,276 億元）則為長期負債。短期負債中的 44.0%（1,367 億元）是貿易信貸和預付款，而長期負債中的 82.5%（5,176 億元）屬於貸款。

2.30 在二零一二年第二季季末，政府的對外債務為 109 億元，當中全部都是長期負債。這是由於非居民持有政府發行的債務證券。

2.31 在二零一二年第二季季末，香港金融管理局的對外債務為 11 億元，當中 85.2%（10 億元）為外匯基金債券的長期負債。

placements from non-resident banks.

2.28 Direct investment (intercompany lending), constituting the second largest component of Hong Kong's ED, amounted to \$ 1,505.2 billion at the end of the second quarter of 2012. Within these, 46.4% (\$698.3 billion) was attributable to debt liabilities of direct investment enterprises to direct investors.

2.29 ED of other sectors amounted to \$938.2 billion at the end of the second quarter of 2012, smaller than that of \$955.5 billion at the end of the first quarter of 2012. Within these, 33.1% (\$310.7 billion) was short-term liabilities, while the remaining 66.9% (\$627.6 billion) was long-term liabilities. Among the short-term liabilities, 44.0% (\$136.7 billion) was held in the form of trade credit and advances, whereas 82.5% (\$517.6 billion) of the long-term liabilities was attributable to loans.

2.30 ED of the Government amounted to \$10.9 billion at the end of the second quarter of 2012, all of which being long-term liabilities. This was attributable to non-residents' holdings of debt securities issued by the Government.

2.31 ED of the HKMA amounted to \$1.1 billion at the end of the second quarter of 2012, of which 85.2% (\$1.0 billion) was long-term liabilities of Exchange Fund Notes.

III. 統計表

III. Statistical Tables

表 1 國際收支平衡
Table 1 Balance of Payments

百萬港元
HK\$ million

標準組成部分	Standard component	1998	1999	2000	2001	2002	2003	2004
經常賬戶	Current account	22,226	82,772	58,792	81,044	102,392	135,546	131,014
貸方	<i>Credit</i>	1,811,897	1,818,844	2,116,948	2,003,758	2,046,410	2,239,273	2,624,618
借方	<i>Debit</i>	-1,789,672	-1,736,072	-2,058,155	-1,922,714	-1,944,019	-2,103,727	-2,493,603
貨物	Goods	127,920	165,306	159,633	162,072	188,552	188,531	188,692
貸方	<i>Credit</i>	1,239,095	1,225,322	1,439,635	1,378,804	1,452,130	1,631,127	1,891,906
借方	<i>Debit</i>	-1,111,175	-1,060,016	-1,280,002	-1,216,732	-1,263,578	-1,442,596	-1,703,214
服務	Services	-120,907	-98,889	-100,664	-100,105	-82,727	-74,208	-73,976
貸方	<i>Credit</i>	210,705	224,178	246,037	243,158	261,356	263,628	317,617
借方	<i>Debit</i>	-331,612	-323,067	-346,701	-343,263	-344,083	-337,836	-391,593
初次收入	Primary income	25,567	26,152	10,745	30,453	8,390	32,226	27,978
貸方	<i>Credit</i>	356,919	364,924	427,083	377,078	326,862	340,401	410,223
借方	<i>Debit</i>	-331,353	-338,772	-416,337	-346,625	-318,472	-308,175	-382,245
二次收入	Secondary income	-10,354	-9,797	-10,922	-11,376	-11,823	-11,003	-11,680
貸方	<i>Credit</i>	5,179	4,419	4,193	4,719	6,063	4,117	4,871
借方	<i>Debit</i>	-15,533	-14,217	-15,115	-16,095	-17,886	-15,120	-16,551
資本及金融賬戶	Capital and financial account	-11,065	-79,370	-61,322	-62,375	-130,829	-140,443	-171,936
資本賬戶	Capital account	-38	189	73	-432	-6,627	-608	-569
貸方	<i>Credit</i>	18	266	423	40	16	22	10
借方	<i>Debit</i>	-56	-77	-350	-472	-6,643	-630	-579
金融賬戶	Financial account	-11,027	-79,559	-61,395	-61,943	-124,202	-139,835	-171,367
非儲備性質的 金融資產	Financial non-reserve assets	-51,192	-29,639	38,765	-31,812	-135,232	-142,044	-150,417
直接投資	Direct investment	-20,806	24,546	3,920	85,828	-74,096	44,958	-112,794
資產	<i>Assets</i>	-128,771	-172,148	-545,417	-158,204	-126,724	-99,885	-285,809
負債	<i>Liabilities</i>	107,965	196,694	549,337	244,032	52,628	144,843	173,015
證券投資	Portfolio investment	171,018	256,755	190,689	-322,107	-302,592	-264,490	-303,037
資產	<i>Assets</i>	197,383	-197,443	-171,781	-313,091	-294,178	-275,323	-334,560
負債	<i>Liabilities</i>	-26,365	454,199	362,470	-9,016	-8,414	10,833	31,523
金融衍生工具	Financial derivatives	25,550	79,225	1,661	39,640	51,563	78,288	44,319
資產	<i>Assets</i>	83,936	164,638	65,809	140,147	156,252	233,682	160,444
負債	<i>Liabilities</i>	-58,386	-85,412	-64,148	-100,507	-104,689	-155,394	-116,125
其他投資	Other investment	-226,954	-390,166	-157,505	164,827	189,892	-800	221,095
資產	<i>Assets</i>	916,209	302,637	162,896	454,239	374,516	-176,482	-276,153
負債	<i>Liabilities</i>	-1,143,163	-692,802	-320,401	-289,412	-184,624	175,682	497,248
儲備資產	Reserve assets	40,165	-49,921	-100,160	-30,131	11,030	2,209	-20,950
淨誤差及遺漏	Net errors and omissions	-11,161	-3,402	2,530	-18,669	28,437	4,897	40,922
整體的國際收支	Overall Balance of Payments	-40,165	49,921	100,160	30,131	-11,030	-2,209	20,950
		(赤字)	(盈餘)	(盈餘)	(盈餘)	(赤字)	(赤字)	(盈餘)
		(in deficit)	(in surplus)	(in surplus)	(in surplus)	(in deficit)	(in deficit)	(in surplus)

表 1 (續) 國際收支平衡
Table 1 (cont'd) Balance of Payments

百萬港元
HK\$ million

標準組成部分	Standard component	2005	2006	2007	2008	2009	2010	2011
經常賬戶	Current account	167,774	190,811	214,939	255,808	157,661	116,490	126,402
貸方	<i>Credit</i>	3,023,544	3,451,390	3,987,744	4,248,237	3,741,152	4,574,660	5,173,810
借方	<i>Debit</i>	-2,855,770	-3,260,579	-3,772,805	-3,992,429	-3,583,490	-4,458,171	-5,047,409
貨物	Goods	241,511	239,785	209,509	194,753	97,611	18,372	-71,087
貸方	<i>Credit</i>	2,137,419	2,361,062	2,574,439	2,758,181	2,448,997	3,014,300	3,411,260
借方	<i>Debit</i>	-1,895,908	-2,121,277	-2,364,930	-2,563,428	-2,351,386	-2,995,928	-3,482,347
服務	Services	-68,997	-71,986	-33,285	-21,041	26,674	78,102	148,138
貸方	<i>Credit</i>	368,438	422,921	502,775	544,358	501,303	626,170	721,661
借方	<i>Debit</i>	-437,435	-494,907	-536,060	-565,399	-474,629	-548,068	-573,523
初次收入	Primary income	7,464	35,513	52,811	100,507	49,762	37,596	68,702
貸方	<i>Credit</i>	510,356	659,950	903,214	940,939	787,215	929,741	1,033,746
借方	<i>Debit</i>	-502,892	-624,437	-850,403	-840,432	-737,453	-892,145	-965,044
二次收入	Secondary income	-12,204	-12,501	-14,096	-18,412	-16,386	-17,580	-19,351
貸方	<i>Credit</i>	7,331	7,456	7,316	4,759	3,637	4,449	7,143
借方	<i>Debit</i>	-19,535	-19,958	-21,412	-23,170	-20,022	-22,030	-26,495
資本及金融賬戶	Capital and financial account	-151,195	-220,359	-260,392	-254,709	-144,532	-88,838	-90,389
資本賬戶	Capital account	-579	-765	-680	-1,958	-3,021	-4,436	-1,899
貸方	<i>Credit</i>	404	4	29	20	246	108	19
借方	<i>Debit</i>	-983	-770	-710	-1,978	-3,266	-4,544	-1,918
金融賬戶	Financial account	-150,616	-219,593	-259,711	-252,750	-141,511	-84,402	-88,490
非儲備性質的 金融資產	Financial non-reserve assets	-164,492	-144,213	-195,501	-28,774	470,987	-25,257	-1,707
直接投資	Direct investment	54,867	-20,698	-44,955	77,371	-28,421	-122,026	72,417
資產	<i>Assets</i>	-263,694	-369,562	-529,500	-444,623	-449,138	-764,596	-669,686
負債	<i>Liabilities</i>	318,561	348,865	484,546	521,993	420,717	642,570	742,103
證券投資	Portfolio investment	-241,708	-203,731	-10,930	-281,141	-310,083	-442,460	4,005
資產	<i>Assets</i>	-315,159	-322,321	-600,846	-189,278	-393,632	-626,584	-126,848
負債	<i>Liabilities</i>	73,452	118,591	589,916	-91,863	83,549	184,125	130,853
金融衍生工具	Financial derivatives	30,502	25,925	43,534	63,338	24,560	18,677	22,937
資產	<i>Assets</i>	161,784	150,992	232,608	533,854	376,298	278,919	333,508
負債	<i>Liabilities</i>	-131,282	-125,068	-189,074	-470,517	-351,738	-260,242	-310,571
其他投資	Other investment	-8,154	54,291	-183,150	111,659	784,930	520,552	-101,066
資產	<i>Assets</i>	-133,760	-500,198	-1,402,319	401,102	643,859	-540,318	-737,823
負債	<i>Liabilities</i>	125,606	554,490	1,219,169	-289,443	141,072	1,060,870	636,757
儲備資產	Reserve assets	13,876	-75,381	-64,211	-223,976	-612,498	-59,145	-86,783
淨誤差及遺漏	Net errors and omissions	-16,579	29,548	45,452	-1,099	-13,130	-27,651	-36,013
整體的國際收支	Overall Balance of Payments	-13,876	75,381	64,211	223,976	612,498	59,145	86,783
		(赤字)	(盈餘)	(盈餘)	(盈餘)	(盈餘)	(盈餘)	(盈餘)
		(in deficit)	(in surplus)	(in surplus)	(in surplus)	(in surplus)	(in surplus)	(in surplus)

表 1 (續) 國際收支平衡
Table 1 (cont'd) Balance of Payments

百萬港元
HK\$ million

標準組成部分	Standard component	1999 第一季 1st Qtr	1999 第二季 2nd Qtr	1999 第三季 3rd Qtr	1999 第四季 4th Qtr	2000 第一季 1st Qtr	2000 第二季 2nd Qtr	2000 第三季 3rd Qtr
經常賬戶	Current account	10,112	15,144	27,795	29,722	9,996	13,581	20,098
貸方	<i>Credit</i>	395,365	436,288	483,335	503,856	478,808	516,107	569,200
借方	<i>Debit</i>	-385,253	-421,144	-455,541	-474,134	-468,812	-502,526	-549,102
貨物	Goods	30,093	34,880	53,319	47,014	28,546	31,819	56,285
貸方	<i>Credit</i>	260,721	290,966	334,271	339,364	312,039	344,122	398,739
借方	<i>Debit</i>	-230,628	-256,086	-280,952	-292,350	-283,493	-312,303	-342,454
服務	Services	-23,123	-22,983	-30,280	-22,503	-20,655	-22,575	-34,832
貸方	<i>Credit</i>	51,680	52,437	57,914	62,147	57,703	59,704	63,795
借方	<i>Debit</i>	-74,803	-75,420	-88,194	-84,650	-78,358	-82,279	-98,627
初次收入	Primary income	5,527	5,617	7,256	7,752	4,987	6,994	1,283
貸方	<i>Credit</i>	81,848	91,790	90,047	101,239	108,087	111,129	105,310
借方	<i>Debit</i>	-76,321	-86,173	-82,791	-93,487	-103,100	-104,135	-104,027
二次收入	Secondary income	-2,385	-2,371	-2,500	-2,542	-2,882	-2,657	-2,638
貸方	<i>Credit</i>	1,115	1,095	1,103	1,105	979	1,152	1,355
借方	<i>Debit</i>	-3,501	-3,466	-3,603	-3,647	-3,861	-3,809	-3,994
資本及金融賬戶	Capital and financial account	-10,540	-20,500	-20,569	-27,762	-9,786	-14,194	-14,109
資本賬戶	Capital account	-15	1	18	185	-220	398	-86
貸方	<i>Credit</i>	13	7	23	223	1	412	5
借方	<i>Debit</i>	-28	-6	-5	-37	-221	-14	-92
金融賬戶	Financial account	-10,524	-20,500	-20,587	-27,948	-9,566	-14,592	-14,022
非儲備性質的 金融資產	Financial non-reserve assets	-15,612	-17,756	-5,329	9,059	-17,506	25,760	16,672
直接投資	Direct investment	5,895	-29,057	-16,887	64,597	5,549	54,970	17,205
資產	<i>Assets</i>	-39,168	-81,331	-69,503	17,854	-71,041	-124,481	-34,127
負債	<i>Liabilities</i>	45,063	52,273	52,616	46,743	76,589	179,452	51,332
證券投資	Portfolio investment	28,346	18,599	121,718	88,093	61,251	6,328	8,128
資產	<i>Assets</i>	-46,030	-84,417	16,589	-83,585	6,774	-106,563	13,944
負債	<i>Liabilities</i>	74,376	103,016	105,129	171,678	54,477	112,891	-5,816
金融衍生工具	Financial derivatives	-13,166	85,318	-32,479	39,552	-37,924	17,539	-1,134
資產	<i>Assets</i>	16,398	87,909	13,698	46,633	6,218	23,327	8,961
負債	<i>Liabilities</i>	-29,564	-2,590	-46,177	-7,081	-44,142	-5,788	-10,095
其他投資	Other investment	-36,687	-92,617	-77,680	-183,182	-46,381	-53,077	-7,526
資產	<i>Assets</i>	336,008	80,762	-57,467	-56,666	46,948	92,256	53,355
負債	<i>Liabilities</i>	-372,695	-173,379	-20,213	-126,516	-93,329	-145,333	-60,881
儲備資產	Reserve assets	5,088	-2,744	-15,258	-37,007	7,939	-40,352	-30,694
淨誤差及遺漏	Net errors and omissions	428	5,356	-7,226	-1,959	-210	613	-5,989
整體的國際收支	Overall Balance of Payments	-5,088	2,744	15,258	37,007	-7,939	40,352	30,694
		(赤字)	(盈餘)	(盈餘)	(盈餘)	(赤字)	(盈餘)	(盈餘)
		(in deficit)	(in surplus)	(in surplus)	(in surplus)	(in deficit)	(in surplus)	(in surplus)

表 1 (續) 國際收支平衡
Table 1 (cont'd) Balance of Payments

		百萬港元 HK\$ million						
標準組成部分	Standard component	2000 第四季 4th Qtr	2001 第一季 1st Qtr	2001 第二季 2nd Qtr	2001 第三季 3rd Qtr	2001 第四季 4th Qtr	2002 第一季 1st Qtr	2002 第二季 2nd Qtr
經常賬戶	Current account	15,118	10,769	5,370	30,416	34,489	17,119	11,248
貸方	<i>Credit</i>	552,833	479,124	502,992	530,756	490,886	443,047	485,078
借方	<i>Debit</i>	-537,716	-468,355	-497,622	-500,340	-456,397	-425,928	-473,830
貨物	Goods	42,983	24,584	28,064	49,925	59,499	33,695	32,255
貸方	<i>Credit</i>	384,735	321,174	333,971	370,865	352,795	302,492	339,454
借方	<i>Debit</i>	-341,752	-296,590	-305,907	-320,940	-293,296	-268,797	-307,199
服務	Services	-22,602	-21,583	-22,569	-29,072	-26,881	-19,151	-14,823
貸方	<i>Credit</i>	64,835	59,710	60,794	61,024	61,630	58,766	63,808
借方	<i>Debit</i>	-87,437	-81,293	-83,363	-90,096	-88,511	-77,917	-78,631
初次收入	Primary income	-2,519	10,725	2,606	12,493	4,629	5,556	-3,317
貸方	<i>Credit</i>	102,557	97,252	107,138	97,494	75,194	80,085	80,327
借方	<i>Debit</i>	-105,075	-86,527	-104,532	-85,001	-70,564	-74,528	-83,644
二次收入	Secondary income	-2,745	-2,957	-2,731	-2,930	-2,758	-2,981	-2,867
貸方	<i>Credit</i>	707	989	1,089	1,373	1,268	1,705	1,489
借方	<i>Debit</i>	-3,451	-3,945	-3,820	-4,303	-4,026	-4,686	-4,356
資本及金融賬戶	Capital and financial account	-23,234	-10,968	-1,018	-24,294	-26,095	-29,199	-14,822
資本賬戶	Capital account	-19	-236	-41	-92	-63	-240	-6,143
貸方	<i>Credit</i>	4	40	1	0	0	0	2
借方	<i>Debit</i>	-23	-275	-42	-92	-63	-240	-6,144
金融賬戶	Financial account	-23,215	-10,733	-977	-24,202	-26,032	-28,960	-8,680
非儲備性質的 金融資產	Financial non-reserve assets	13,839	48,006	10,821	-45,176	-45,463	-17,896	-8,858
直接投資	Direct investment	-73,804	52,346	37,650	1,606	-5,774	-20,329	34,611
資產	<i>Assets</i>	-315,767	-47,438	-28,921	-67,466	-14,379	-42,788	-22,363
負債	<i>Liabilities</i>	241,964	99,784	66,571	69,073	8,605	22,460	56,974
證券投資	Portfolio investment	114,983	-111,551	-35,479	-82,513	-92,564	-4,239	-113,407
資產	<i>Assets</i>	-85,936	-80,909	-68,283	-47,153	-116,747	-23,686	-121,126
負債	<i>Liabilities</i>	200,918	-30,643	32,804	-35,360	24,183	19,447	7,719
金融衍生工具	Financial derivatives	23,180	-7,166	12,829	25,335	8,642	2,769	24,412
資產	<i>Assets</i>	27,303	27,436	40,173	50,739	21,798	46,460	40,413
負債	<i>Liabilities</i>	-4,123	-34,603	-27,344	-25,404	-13,156	-43,691	-16,001
其他投資	Other investment	-50,520	114,378	-4,179	10,395	44,233	3,903	45,526
資產	<i>Assets</i>	-29,662	39,810	148,053	114,827	151,549	120,362	47,487
負債	<i>Liabilities</i>	-20,858	74,568	-152,233	-104,432	-107,316	-116,459	-1,961
儲備資產	Reserve assets	-37,053	-58,738	-11,798	20,974	19,431	-11,063	179
淨誤差及遺漏	Net errors and omissions	8,116	199	-4,351	-6,122	-8,394	12,080	3,574
整體的國際收支	Overall Balance of Payments	37,053	58,738	11,798	-20,974	-19,431	11,063	-179
		(盈餘)	(盈餘)	(盈餘)	(赤字)	(赤字)	(盈餘)	(赤字)
		(in surplus)	(in surplus)	(in surplus)	(in deficit)	(in deficit)	(in surplus)	(in deficit)

表 1 (續) 國際收支平衡
Table 1 (cont'd) Balance of Payments

百萬港元
HK\$ million

標準組成部分	Standard component	2002 第三季 3rd Qtr	2002 第四季 4th Qtr	2003 第一季 1st Qtr	2003 第二季 2nd Qtr	2003 第三季 3rd Qtr	2003 第四季 4th Qtr	2004 第一季 1st Qtr
經常賬戶	Current account	33,000	41,024	38,354	17,444	45,033	34,715	11,132
貸方	<i>Credit</i>	565,905	552,380	508,366	517,384	599,112	614,410	581,725
借方	<i>Debit</i>	-532,906	-511,356	-470,012	-499,940	-554,079	-579,695	-570,593
貨物	Goods	61,576	61,025	33,916	38,303	66,565	49,747	25,027
貸方	<i>Credit</i>	407,610	402,574	358,040	379,933	441,204	451,950	410,607
借方	<i>Debit</i>	-346,034	-341,549	-324,124	-341,630	-374,639	-402,203	-385,580
服務	Services	-28,013	-20,740	-13,468	-18,856	-25,051	-16,833	-14,677
貸方	<i>Credit</i>	67,880	70,902	64,993	51,014	71,011	76,610	74,477
借方	<i>Debit</i>	-95,893	-91,642	-78,461	-69,870	-96,062	-93,443	-89,154
初次收入	Primary income	2,444	3,707	20,894	584	6,277	4,471	3,568
貸方	<i>Credit</i>	89,132	77,318	84,451	85,451	85,891	84,607	95,421
借方	<i>Debit</i>	-86,689	-73,611	-63,558	-84,867	-79,614	-80,136	-91,853
二次收入	Secondary income	-3,007	-2,968	-2,987	-2,587	-2,759	-2,670	-2,786
貸方	<i>Credit</i>	1,283	1,586	882	986	1,005	1,243	1,220
借方	<i>Debit</i>	-4,290	-4,554	-3,870	-3,573	-3,764	-3,913	-4,006
資本及金融賬戶	Capital and financial account	-29,971	-56,836	-33,393	-7,121	-53,576	-46,353	-24,718
資本賬戶	Capital account	-196	-49	-278	-52	-53	-226	-235
貸方	<i>Credit</i>	1	13	1	0	0	20	8
借方	<i>Debit</i>	-197	-62	-279	-52	-53	-246	-243
金融賬戶	Financial account	-29,776	-56,787	-33,115	-7,069	-53,523	-46,127	-24,483
非儲備性質的 金融資產	Financial non-reserve assets	-43,910	-64,568	-22,337	-39,277	-59,396	-21,034	10,771
直接投資	Direct investment	-40,825	-47,553	1,273	-878	45,329	-766	-110,182
資產	<i>Assets</i>	-71,975	10,403	-46,804	-24,815	-46,002	17,737	-72,612
負債	<i>Liabilities</i>	31,150	-57,955	48,077	23,937	91,331	-18,503	-37,570
證券投資	Portfolio investment	-88,105	-96,840	-66,301	-26,033	-85,897	-86,258	-166,879
資產	<i>Assets</i>	-65,882	-83,483	-70,381	-24,960	-76,336	-103,646	-169,432
負債	<i>Liabilities</i>	-22,223	-13,357	4,080	-1,074	-9,561	17,387	2,553
金融衍生工具	Financial derivatives	6,452	17,931	9,758	53,409	3,492	11,630	12,722
資產	<i>Assets</i>	21,315	48,066	63,416	71,450	46,471	52,344	41,941
負債	<i>Liabilities</i>	-14,863	-30,135	-53,658	-18,042	-42,979	-40,715	-29,220
其他投資	Other investment	78,569	61,895	32,932	-65,774	-22,319	54,361	275,110
資產	<i>Assets</i>	162,265	44,403	100,107	-32,593	-44,647	-199,349	1,015
負債	<i>Liabilities</i>	-83,696	17,492	-67,175	-33,181	22,327	253,710	274,096
儲備資產	Reserve assets	14,134	7,780	-10,778	32,207	5,873	-25,094	-35,254
淨誤差及遺漏	Net errors and omissions	-3,028	15,812	-4,962	-10,322	8,543	11,638	13,586
整體的國際收支	Overall Balance of Payments	-14,134	-7,780	10,778	-32,207	-5,873	25,094	35,254
		(赤字)	(赤字)	(盈餘)	(赤字)	(赤字)	(盈餘)	(盈餘)
		(in deficit)	(in deficit)	(in surplus)	(in deficit)	(in deficit)	(in surplus)	(in surplus)

表 1 (續) 國際收支平衡
Table 1 (cont'd) Balance of Payments

百萬港元
HK\$ million

標準組成部分	Standard component	2004 第二季 2nd Qtr	2004 第三季 3rd Qtr	2004 第四季 4th Qtr	2005 第一季 1st Qtr	2005 第二季 2nd Qtr	2005 第三季 3rd Qtr	2005 第四季 4th Qtr
經常賬戶	Current account	6,613	52,941	60,329	43,579	37,450	38,294	48,452
貸方	<i>Credit</i>	626,907	698,737	717,249	663,133	735,819	808,649	815,943
借方	<i>Debit</i>	-620,294	-645,796	-656,920	-619,554	-698,369	-770,355	-767,491
貨物	Goods	25,685	63,915	74,065	46,189	44,409	79,518	71,395
貸方	<i>Credit</i>	453,580	510,036	517,683	459,532	514,826	586,777	576,284
借方	<i>Debit</i>	-427,895	-446,121	-443,618	-413,343	-470,417	-507,259	-504,889
服務	Services	-15,246	-22,984	-21,069	-14,892	-13,327	-26,136	-14,642
貸方	<i>Credit</i>	74,756	83,258	85,126	86,145	86,084	96,203	100,006
借方	<i>Debit</i>	-90,002	-106,242	-106,195	-101,037	-99,411	-122,339	-114,648
初次收入	Primary income	-1,182	15,060	10,532	15,674	9,103	-12,007	-5,307
貸方	<i>Credit</i>	97,559	104,273	112,969	115,459	133,573	123,898	137,425
借方	<i>Debit</i>	-98,741	-89,213	-102,438	-99,785	-124,469	-135,905	-142,732
二次收入	Secondary income	-2,644	-3,050	-3,199	-3,393	-2,735	-3,081	-2,994
貸方	<i>Credit</i>	1,011	1,170	1,470	1,997	1,337	1,771	2,227
借方	<i>Debit</i>	-3,656	-4,220	-4,669	-5,389	-4,072	-4,852	-5,222
資本及金融賬戶	Capital and financial account	-19,634	-52,642	-74,942	-37,172	-37,541	-28,681	-47,801
資本賬戶	Capital account	-73	-60	-201	-161	-374	9	-54
貸方	<i>Credit</i>	1	0	1	99	98	109	98
借方	<i>Debit</i>	-74	-60	-202	-260	-472	-100	-152
金融賬戶	Financial account	-19,561	-52,581	-74,741	-37,011	-37,167	-28,690	-47,748
非儲備性質的 金融資產	Financial non-reserve assets	-25,217	-88,558	-47,413	-55,152	-46,594	-20,019	-42,728
直接投資	Direct investment	20,382	-98,860	75,866	37,428	18,198	-32,440	31,681
資產	<i>Assets</i>	-32,455	-189,137	8,396	-52,734	-42,608	-112,904	-55,448
負債	<i>Liabilities</i>	52,837	90,277	67,471	90,162	60,806	80,464	87,129
證券投資	Portfolio investment	-130,173	-62,676	56,691	-61,746	-140,795	-31,268	-7,900
資產	<i>Assets</i>	-101,631	-79,505	16,007	-56,712	-148,718	-65,811	-43,919
負債	<i>Liabilities</i>	-28,542	16,829	40,683	-5,034	7,924	34,543	36,019
金融衍生工具	Financial derivatives	8,981	5,940	16,676	12,236	6,676	1,423	10,166
資產	<i>Assets</i>	39,656	30,684	48,162	56,012	31,852	33,410	40,510
負債	<i>Liabilities</i>	-30,675	-24,744	-31,486	-43,776	-25,175	-31,987	-30,344
其他投資	Other investment	75,593	67,038	-196,647	-43,070	69,326	42,266	-76,676
資產	<i>Assets</i>	-102,660	69,260	-243,768	101,347	55,453	-23,419	-267,141
負債	<i>Liabilities</i>	178,253	-2,222	47,121	-144,417	13,874	65,684	190,465
儲備資產	Reserve assets	5,656	35,977	-27,328	18,141	9,427	-8,671	-5,020
淨誤差及遺漏	Net errors and omissions	13,022	-299	14,613	-6,407	91	-9,613	-650
整體的國際收支	Overall Balance of Payments	-5,656	-35,977	27,328	-18,141	-9,427	8,671	5,020
		(赤字)	(赤字)	(盈餘)	(赤字)	(赤字)	(盈餘)	(盈餘)
		(in deficit)	(in deficit)	(in surplus)	(in deficit)	(in deficit)	(in surplus)	(in surplus)

表 1 (續) 國際收支平衡
Table 1 (cont'd) Balance of Payments

		百萬港元 HK\$ million						
標準組成部分	Standard component	2006 第一季 1st Qtr	2006 第二季 2nd Qtr	2006 第三季 3rd Qtr	2006 第四季 4th Qtr	2007 第一季 1st Qtr	2007 第二季 2nd Qtr	2007 第三季 3rd Qtr
經常賬戶	Current account	46,515	21,673	63,500	59,124	68,952	28,250	64,761
貸方	Credit	764,441	817,338	917,157	952,454	871,190	955,359	1,060,298
借方	Debit	-717,926	-795,666	-853,657	-893,330	-802,237	-927,109	-995,537
貨物	Goods	47,670	36,833	78,572	76,711	43,438	35,395	72,804
貸方	Credit	519,390	546,541	641,797	653,335	558,075	612,834	697,030
借方	Debit	-471,720	-509,708	-563,225	-576,624	-514,637	-577,439	-624,226
服務	Services	-13,017	-11,546	-25,333	-22,090	-664	-12,787	-12,385
貸方	Credit	99,671	100,499	109,096	113,655	119,951	115,229	131,666
借方	Debit	-112,688	-112,045	-134,429	-135,745	-120,615	-128,016	-144,051
初次收入	Primary income	14,924	-896	13,539	7,947	30,112	8,914	7,905
貸方	Credit	143,839	168,442	164,160	183,510	190,618	225,926	229,949
借方	Debit	-128,915	-169,338	-150,621	-175,563	-160,505	-217,012	-222,044
二次收入	Secondary income	-3,061	-2,718	-3,278	-3,444	-3,934	-3,272	-3,563
貸方	Credit	1,542	1,857	2,104	1,954	2,546	1,370	1,653
借方	Debit	-4,603	-4,575	-5,382	-5,398	-6,480	-4,642	-5,216
資本及金融賬戶	Capital and financial account	-40,830	-35,162	-73,854	-70,513	-79,798	-39,566	-78,062
資本賬戶	Capital account	-282	-284	-143	-56	-269	-103	-231
貸方	Credit	1	2	2	0	0	0	26
借方	Debit	-283	-286	-145	-56	-269	-103	-258
金融賬戶	Financial account	-40,548	-34,878	-73,711	-70,457	-79,529	-39,463	-77,831
非儲備性質的 金融資產	Financial non-reserve assets	-12,971	-10,773	-68,756	-51,713	-59,346	-31,754	-88,151
直接投資	Direct investment	11,547	-48,474	-24,688	40,918	-4,995	-4,893	3,572
資產	Assets	-80,873	-107,670	-94,599	-86,420	-113,966	-114,823	-123,189
負債	Liabilities	92,420	59,196	69,910	127,338	108,971	109,930	126,761
證券投資	Portfolio investment	61,500	-40,755	-28,394	-196,082	-4,294	-52,558	28,460
資產	Assets	14,937	-94,362	-38,664	-204,232	-152,905	-110,622	-51,403
負債	Liabilities	46,563	53,607	10,270	8,150	148,610	58,064	79,863
金融衍生工具	Financial derivatives	1,238	12,612	6,989	5,087	19,847	16,419	7,164
資產	Assets	32,214	40,328	40,339	38,111	55,283	62,094	53,200
負債	Liabilities	-30,977	-27,716	-33,351	-33,024	-35,436	-45,675	-46,036
其他投資	Other investment	-87,256	65,845	-22,662	98,364	-69,903	9,278	-127,347
資產	Assets	-39,055	-108,974	-221,231	-130,938	39,465	-392,839	-484,129
負債	Liabilities	-48,201	174,819	198,569	229,303	-109,368	402,116	356,782
儲備資產	Reserve assets	-27,576	-24,105	-4,955	-18,744	-20,183	-7,709	10,320
淨誤差及遺漏	Net errors and omissions	-5,685	13,490	10,354	11,389	10,846	11,316	13,301
整體的國際收支	Overall Balance of Payments	27,576	24,105	4,955	18,744	20,183	7,709	-10,320
		(盈餘)	(盈餘)	(盈餘)	(盈餘)	(盈餘)	(盈餘)	(赤字)
		(in surplus)	(in surplus)	(in surplus)	(in surplus)	(in surplus)	(in surplus)	(in deficit)

表 1 (續) 國際收支平衡
Table 1 (cont'd) Balance of Payments

百萬港元
HK\$ million

標準組成部分	Standard component	2007 第四季 4th Qtr	2008 第一季 1st Qtr	2008 第二季 2nd Qtr	2008 第三季 3rd Qtr	2008 第四季 4th Qtr	2009 第一季 1st Qtr	2009 第二季 2nd Qtr
經常賬戶	Current account	52,976	52,469	29,937	81,382	92,020	56,447	47,791
貸方	<i>Credit</i>	1,100,898	999,363	1,071,638	1,122,652	1,054,583	786,425	941,665
借方	<i>Debit</i>	-1,047,922	-946,894	-1,041,701	-1,041,270	-962,563	-729,978	-893,874
貨物	Goods	57,872	39,842	19,500	61,976	73,436	25,727	26,976
貸方	<i>Credit</i>	706,500	633,388	668,675	737,122	718,996	502,873	603,630
借方	<i>Debit</i>	-648,628	-593,546	-649,175	-675,146	-645,560	-477,146	-576,654
服務	Services	-7,449	-3,407	-3,538	-7,585	-6,511	17,466	-201
貸方	<i>Credit</i>	135,929	137,092	130,149	143,406	133,711	120,793	109,740
借方	<i>Debit</i>	-143,378	-140,499	-133,687	-150,991	-140,222	-103,327	-109,941
初次收入	Primary income	5,880	20,269	19,785	31,461	28,992	17,199	25,057
貸方	<i>Credit</i>	256,722	228,088	271,912	240,622	200,317	161,681	227,413
借方	<i>Debit</i>	-250,842	-207,819	-252,127	-209,161	-171,324	-144,481	-202,357
二次收入	Secondary income	-3,327	-4,234	-5,810	-4,471	-3,897	-3,945	-4,041
貸方	<i>Credit</i>	1,747	796	902	1,501	1,560	1,079	882
借方	<i>Debit</i>	-5,074	-5,030	-6,712	-5,972	-5,457	-5,023	-4,922
資本及金融賬戶	Capital and financial account	-62,965	-52,507	-33,734	-78,795	-89,673	-52,632	-42,372
資本賬戶	Capital account	-77	-125	-1,008	-221	-604	-818	-815
貸方	<i>Credit</i>	2	1	1	3	15	9	34
借方	<i>Debit</i>	-80	-126	-1,009	-224	-619	-827	-849
金融賬戶	Financial account	-62,888	-52,382	-32,725	-78,574	-89,069	-51,814	-41,556
非儲備性質的 金融資產	Financial non-reserve assets	-16,249	37,788	536	-34,440	-32,658	47,282	105,310
直接投資	Direct investment	-38,638	50,418	-58,744	43,063	42,634	13,145	8,425
資產	<i>Assets</i>	-177,522	-104,181	-192,153	-63,595	-84,692	-55,934	-80,061
負債	<i>Liabilities</i>	138,884	154,599	133,409	106,658	127,327	69,079	88,486
證券投資	Portfolio investment	17,462	-187,852	80,086	207,460	-380,835	44,436	-232,580
資產	<i>Assets</i>	-285,916	59,676	-38,079	123,901	-334,776	50,201	-274,989
負債	<i>Liabilities</i>	303,379	-247,529	118,166	83,559	-46,059	-5,765	42,409
金融衍生工具	Financial derivatives	104	22,061	5,449	30,729	5,099	1,942	15,070
資產	<i>Assets</i>	62,031	86,285	113,914	140,239	193,417	129,627	104,184
負債	<i>Liabilities</i>	-61,927	-64,224	-108,465	-109,510	-188,318	-127,685	-89,114
其他投資	Other investment	4,823	153,162	-26,255	-315,692	300,444	-12,241	314,395
資產	<i>Assets</i>	-564,816	128,320	-30,724	-239,748	543,254	76,623	368,035
負債	<i>Liabilities</i>	569,639	24,842	4,469	-75,943	-242,810	-88,864	-53,640
儲備資產	Reserve assets	-46,638	-90,170	-33,262	-44,134	-56,411	-99,097	-146,866
淨誤差及遺漏	Net errors and omissions	9,989	38	3,796	-2,586	-2,348	-3,815	-5,420
整體的國際收支	Overall Balance of Payments	46,638	90,170	33,262	44,134	56,411	99,097	146,866
		(盈餘)	(盈餘)	(盈餘)	(盈餘)	(盈餘)	(盈餘)	(盈餘)
		(in surplus)	(in surplus)	(in surplus)	(in surplus)	(in surplus)	(in surplus)	(in surplus)

表 1 (續) 國際收支平衡
Table 1 (cont'd) Balance of Payments

		百萬港元 HK\$ million					
標準組成部分	Standard component	2009 第三季 3rd Qtr	2009 第四季 4th Qtr	2010 第一季 1st Qtr	2010 第二季 2nd Qtr	2010 第三季 3rd Qtr	2010 第四季 4th Qtr
經常賬戶	Current account	18,797	34,626	26,712	-223	55,566	34,435
貸方	<i>Credit</i>	964,399	1,048,663	966,197	1,142,204	1,224,131	1,242,128
借方	<i>Debit</i>	-945,602	-1,014,037	-939,485	-1,142,427	-1,168,566	-1,207,693
貨物	Goods	19,654	25,254	-14,443	-17,163	35,957	14,021
貸方	<i>Credit</i>	642,331	700,163	625,226	748,350	830,637	810,087
借方	<i>Debit</i>	-622,677	-674,909	-639,669	-765,513	-794,680	-796,066
服務	Services	1,739	7,670	25,859	13,247	20,397	18,599
貸方	<i>Credit</i>	129,893	140,877	149,918	143,982	165,174	167,096
借方	<i>Debit</i>	-128,154	-133,207	-124,059	-130,735	-144,777	-148,497
初次收入	Primary income	1,744	5,762	19,533	8,067	3,766	6,231
貸方	<i>Credit</i>	191,316	206,805	190,092	248,513	227,351	263,785
借方	<i>Debit</i>	-189,571	-201,044	-170,559	-240,446	-223,585	-257,555
二次收入	Secondary income	-4,340	-4,060	-4,237	-4,373	-4,555	-4,416
貸方	<i>Credit</i>	859	817	962	1,359	969	1,160
借方	<i>Debit</i>	-5,199	-4,877	-5,198	-5,732	-5,524	-5,575
資本及金融賬戶	Capital and financial account	-21,925	-27,603	-22,341	-2,619	-37,582	-26,296
資本賬戶	Capital account	-315	-1,073	-222	-3,276	-155	-784
貸方	<i>Credit</i>	11	192	13	78	13	5
借方	<i>Debit</i>	-325	-1,265	-235	-3,354	-168	-788
金融賬戶	Financial account	-21,610	-26,530	-22,119	657	-37,427	-25,513
非儲備性質的 金融資產	Financial non-reserve assets	101,317	217,078	-2,466	-3,839	-8,668	-10,285
直接投資	Direct investment	-34,714	-15,277	28,359	12,162	-11,939	-150,608
資產	<i>Assets</i>	-120,754	-192,389	-181,624	-108,979	-231,710	-242,283
負債	<i>Liabilities</i>	86,040	177,112	209,984	121,141	219,770	91,675
證券投資	Portfolio investment	-48,848	-73,092	-183,374	-46,079	-92,900	-120,106
資產	<i>Assets</i>	-59,188	-109,656	-202,815	-44,985	-109,340	-269,445
負債	<i>Liabilities</i>	10,341	36,564	19,440	-1,094	16,439	149,339
金融衍生工具	Financial derivatives	1,392	6,156	11,594	8,089	2,604	-3,610
資產	<i>Assets</i>	70,212	72,276	65,559	63,008	61,811	88,541
負債	<i>Liabilities</i>	-68,820	-66,120	-53,964	-54,919	-59,207	-92,151
其他投資	Other investment	183,486	299,291	140,955	21,990	93,568	264,039
資產	<i>Assets</i>	55,233	143,967	30,309	-78,167	-288,326	-204,134
負債	<i>Liabilities</i>	128,253	155,323	110,646	100,157	381,894	468,173
儲備資產	Reserve assets	-122,927	-243,608	-19,653	4,495	-28,759	-15,228
淨誤差及遺漏	Net errors and omissions	3,128	-7,022	-4,371	2,842	-17,984	-8,139
整體的國際收支	Overall Balance of Payments	122,927	243,608	19,653	-4,495	28,759	15,228
		(盈餘)	(盈餘)	(盈餘)	(赤字)	(盈餘)	(盈餘)
		(in surplus)	(in surplus)	(in surplus)	(in deficit)	(in surplus)	(in surplus)

表 1 (續) 國際收支平衡
Table 1 (cont'd) Balance of Payments

		百萬港元 HK\$ million					
標準組成部分	Standard component	2011 第一季 1st Qtr	2011 第二季 2nd Qtr	2011 第三季 3rd Qtr	2011 第四季 4th Qtr	2012 第一季 1st Qtr	2012 第二季 2nd Qtr
經常賬戶	Current account	45,699	10,592	36,911	33,199	5,653	-9,346
貸方	<i>Credit</i>	1,197,841	1,272,077	1,334,104	1,369,788	1,244,080	1,359,138
借方	<i>Debit</i>	-1,152,143	-1,261,485	-1,297,192	-1,336,589	-1,238,428	-1,368,484
貨物	Goods	-10,876	-44,720	-4,212	-11,279	-49,392	-72,374
貸方	<i>Credit</i>	791,507	816,964	894,514	908,275	808,045	873,074
借方	<i>Debit</i>	-802,383	-861,684	-898,726	-919,554	-857,437	-945,448
服務	Services	38,012	32,647	38,933	38,546	51,450	46,536
貸方	<i>Credit</i>	173,165	168,817	189,205	190,474	189,829	180,746
借方	<i>Debit</i>	-135,153	-136,170	-150,272	-151,928	-138,379	-134,210
初次收入	Primary income	23,086	27,050	7,828	10,737	9,246	21,140
貸方	<i>Credit</i>	231,746	284,854	248,562	268,583	244,382	303,525
借方	<i>Debit</i>	-208,660	-257,804	-240,734	-257,846	-235,136	-282,385
二次收入	Secondary income	-4,524	-4,385	-5,638	-4,805	-5,651	-4,648
貸方	<i>Credit</i>	1,423	1,442	1,822	2,456	1,825	1,793
借方	<i>Debit</i>	-5,947	-5,827	-7,460	-7,261	-7,475	-6,441
資本及金融賬戶	Capital and financial account	-28,269	-26,878	-18,744	-16,498	14,233	31,399
資本賬戶	Capital account	-339	-944	-98	-518	-85	-947
貸方	<i>Credit</i>	4	7	8	1	1	0
借方	<i>Debit</i>	-342	-951	-106	-519	-86	-947
金融賬戶	Financial account	-27,930	-25,934	-18,646	-15,980	14,317	32,346
非儲備性質的 金融資產	Financial non-reserve assets	-8,908	1,489	-9,939	15,651	78,115	25,232
直接投資	Direct investment	71,310	22,446	21,834	-43,172	-8,846	9,557
資產	<i>Assets</i>	-147,891	-188,033	-83,631	-250,130	-222,094	-93,532
負債	<i>Liabilities</i>	219,200	210,479	105,466	206,958	213,248	103,089
證券投資	Portfolio investment	23,548	-55,759	-85,292	121,508	194,898	17,684
資產	<i>Assets</i>	11,618	-104,392	-125,048	90,974	79,027	11,414
負債	<i>Liabilities</i>	11,930	48,633	39,756	30,534	115,870	6,270
金融衍生工具	Financial derivatives	5,199	-4,059	2,323	19,474	1,697	550
資產	<i>Assets</i>	70,337	77,221	77,731	108,218	86,984	76,480
負債	<i>Liabilities</i>	-65,138	-81,280	-75,409	-88,744	-85,286	-75,930
其他投資	Other investment	-108,964	38,861	51,196	-82,159	-109,633	-2,559
資產	<i>Assets</i>	-219,162	-362,577	-297,272	141,187	-293,768	10,982
負債	<i>Liabilities</i>	110,197	401,438	348,468	-223,346	184,135	-13,541
儲備資產	Reserve assets	-19,023	-27,424	-8,707	-31,630	-63,798	7,114
淨誤差及遺漏	Net errors and omissions	-17,430	16,286	-18,167	-16,702	-19,885	-22,053
整體的國際收支	Overall Balance of Payments	19,023	27,424	8,707	31,630	63,798	-7,114
		(盈餘)	(盈餘)	(盈餘)	(盈餘)	(盈餘)	(赤字)
		(in surplus)	(in surplus)	(in surplus)	(in surplus)	(in surplus)	(in deficit)

表 2 經常賬戶
Table 2 Current account

百萬港元
HK\$ million

標準組成部分	Standard component	1998	1999	2000	2001	2002	2003	2004
經常賬戶	Current account	22,226	82,772	58,792	81,044	102,392	135,546	131,014
貸方	Credit	1,811,897	1,818,844	2,116,948	2,003,758	2,046,410	2,239,273	2,624,618
借方	Debit	-1,789,672	-1,736,072	-2,058,155	-1,922,714	-1,944,019	-2,103,727	-2,493,603
貨物	Goods	127,920	165,306	159,633	162,072	188,552	188,531	188,692
貸方	Credit	1,239,095	1,225,322	1,439,635	1,378,804	1,452,130	1,631,127	1,891,906
其中：轉手商貿活動 下的貨物淨出口	Of which : Net exports of goods under merchanting	50,807	50,885	66,826	74,085	82,027	91,766	104,030
借方	Debit	-1,111,175	-1,060,016	-1,280,002	-1,216,732	-1,263,578	-1,442,596	-1,703,214
服務	Services	-120,907	-98,889	-100,664	-100,105	-82,727	-74,208	-73,976
貸方	Credit	210,705	224,178	246,037	243,158	261,356	263,628	317,617
運輸服務	Transport services	84,897	88,995	99,433	93,684	103,857	107,828	135,741
旅遊服務	Travel services	43,965	42,840	46,019	46,362	58,134	55,575	70,084
保險和退休金服務	Insurance and pension services	4,400	4,347	4,896	5,044	4,852	3,903	3,994
金融服務	Financial services	21,007	30,054	34,058	34,966	32,708	29,301	35,481
其他服務	Other services	56,436	57,942	61,631	63,102	61,805	67,021	72,317
借方	Debit	-331,612	-323,067	-346,701	-343,263	-344,083	-337,836	-391,593
運輸服務	Transport services	-44,906	-40,859	-50,915	-52,460	-51,410	-55,761	-72,799
旅遊服務	Travel services	-104,361	-101,889	-97,402	-96,057	-96,846	-89,133	-103,347
保險和退休金服務	Insurance and pension services	-6,281	-6,793	-5,613	-5,500	-6,571	-5,913	-6,122
金融服務	Financial services	-7,423	-6,850	-6,421	-6,969	-7,694	-6,835	-9,064
其他服務	Other services	-168,641	-166,676	-186,350	-182,277	-181,562	-180,194	-200,261
其中：製造服務	Of which : Manufacturing services	-135,688	-136,076	-152,773	-147,611	-139,638	-133,364	-147,733
初次收入	Primary income	25,567	26,152	10,745	30,453	8,390	32,226	27,978
貸方	Credit	356,919	364,924	427,083	377,078	326,862	340,401	410,223
投資收益	Investment income	355,729	363,910	426,027	375,888	325,921	339,468	408,354
直接投資收益	Direct investment income	125,629	137,271	154,907	169,790	181,574	198,424	233,280
股權和投資基金 份額收益	Income on equity and investment fund shares	119,766	127,692	148,288	166,302	178,550	194,703	227,972
股息和準公司 收益提取	Dividends and withdrawals from income of quasi-corporations	67,847	65,511	66,888	63,122	132,745	125,087	157,243
再投資收益	Reinvested earnings	51,919	62,181	81,400	103,179	45,805	69,616	70,729
利息	Interest	5,863	9,578	6,619	3,489	3,024	3,721	5,308
證券投資收益	Portfolio investment income	41,119	55,048	60,885	58,611	62,955	82,279	101,300
股權和投資基金 份額的投資收益	Investment income on equity and investment fund shares	15,042	21,397	22,939	20,092	22,083	37,303	51,001
利息	Interest	26,078	33,651	37,946	38,519	40,872	44,976	50,300
短期	Short-term	6,109	6,007	7,741	6,025	4,613	4,407	5,050
長期	Long-term	19,969	27,645	30,205	32,494	36,259	40,569	45,249
其他投資收益	Other investment income	153,293	137,159	171,353	104,922	49,124	32,404	46,271
儲備資產收益	Income on reserve assets	35,688	34,432	38,882	42,564	32,269	26,362	27,504
僱員報酬	Compensation of employees	1,190	1,014	1,056	1,190	940	932	1,869

表 2 (續) 經常賬戶
Table 2 (cont'd) Current account

百萬港元
HK\$ million

標準組成部分	Standard component	2005	2006	2007	2008	2009	2010	2011
經常賬戶	Current account	167,774	190,811	214,939	255,808	157,661	116,490	126,402
貸方	Credit	3,023,544	3,451,390	3,987,744	4,248,237	3,741,152	4,574,660	5,173,810
借方	Debit	-2,855,770	-3,260,579	-3,772,805	-3,992,429	-3,583,490	-4,458,171	-5,047,409
貨物	Goods	241,511	239,785	209,509	194,753	97,611	18,372	-71,087
貸方	Credit	2,137,419	2,361,062	2,574,439	2,758,181	2,448,997	3,014,300	3,411,260
其中：轉手商貿活動 下的貨物淨出口	Of which : Net exports of goods under merchanting	116,491	129,886	145,887	149,926	155,916	184,764	215,774
借方	Debit	-1,895,908	-2,121,277	-2,364,930	-2,563,428	-2,351,386	-2,995,928	-3,482,347
服務	Services	-68,997	-71,986	-33,285	-21,041	26,674	78,102	148,138
貸方	Credit	368,438	422,921	502,775	544,358	501,303	626,170	721,661
運輸服務	Transport services	159,173	175,180	200,532	225,554	183,646	231,971	255,152
旅遊服務	Travel services	80,061	90,399	107,304	119,171	127,193	172,472	215,507
保險和退休金服務	Insurance and pension services	3,981	3,557	5,421	4,680	4,811	6,664	7,299
金融服務	Financial services	48,753	71,997	97,049	93,425	87,484	102,090	119,003
其他服務	Other services	76,470	81,788	92,469	101,528	98,169	112,972	124,700
借方	Debit	-437,435	-494,907	-536,060	-565,399	-474,629	-548,068	-573,523
運輸服務	Transport services	-86,716	-95,635	-114,094	-128,948	-101,042	-121,961	-134,357
旅遊服務	Travel services	-103,474	-109,088	-117,346	-125,326	-121,462	-135,987	-149,083
保險和退休金服務	Insurance and pension services	-5,601	-6,498	-7,507	-6,096	-6,216	-9,262	-11,398
金融服務	Financial services	-10,930	-15,674	-21,895	-24,536	-24,360	-27,526	-29,092
其他服務	Other services	-230,714	-268,012	-275,218	-280,494	-221,549	-253,333	-249,593
其中：製造服務	Of which : Manufacturing services	-172,311	-205,273	-201,856	-198,365	-134,340	-148,852	-135,074
初次收入	Primary income	7,464	35,513	52,811	100,507	49,762	37,596	68,702
貸方	Credit	510,356	659,950	903,214	940,939	787,215	929,741	1,033,746
投資收益	Investment income	508,047	657,666	900,744	938,173	784,519	927,103	1,030,968
直接投資收益	Direct investment income	276,546	351,386	501,429	582,188	575,014	711,397	786,182
股權和投資基金 份額收益	Income on equity and investment fund shares	271,550	343,942	492,706	576,378	571,778	708,742	781,543
股息和準公司 收益提取	Dividends and withdrawals from income of quasi-corporations	116,166	140,070	205,109	213,948	190,927	222,531	246,329
再投資收益	Reinvested earnings	155,384	203,872	287,597	362,430	380,851	486,211	535,215
利息	Interest	4,996	7,445	8,723	5,809	3,236	2,655	4,638
證券投資收益	Portfolio investment income	113,590	137,259	174,893	180,654	127,725	156,822	171,862
股權和投資基金 份額的投資收益	Investment income on equity and investment fund shares	53,318	59,512	82,768	103,293	61,463	88,754	101,453
利息	Interest	60,272	77,747	92,125	77,361	66,262	68,068	70,409
短期	Short-term	6,240	10,330	13,625	9,517	6,468	5,201	4,598
長期	Long-term	54,031	67,417	78,500	67,844	59,794	62,867	65,811
其他投資收益	Other investment income	85,377	128,911	181,088	131,907	46,053	26,773	40,098
儲備資產收益	Income on reserve assets	32,534	40,110	43,335	43,424	35,727	32,111	32,826
僱員報酬	Compensation of employees	2,309	2,284	2,470	2,767	2,696	2,638	2,778

表 2 (續) 經常賬戶
Table 2 (cont'd) Current account

百萬港元
HK\$ million

標準組成部分	Standard component	1998	1999	2000	2001	2002	2003	2004
<i>借方</i>	<i>Debit</i>	-331,353	-338,772	-416,337	-346,625	-318,472	-308,175	-382,245
投資收益	Investment income	-329,996	-337,476	-414,582	-344,219	-316,141	-305,705	-379,748
直接投資收益	Direct investment income	-136,350	-197,094	-266,324	-244,838	-255,462	-255,052	-313,807
股權和投資基金份額收益	Income on equity and investment fund shares	-130,473	-189,350	-258,985	-238,242	-249,939	-249,347	-308,991
股息和準公司收益提取	Dividends and withdrawals from income of quasi-corporations	-85,772	-95,171	-108,712	-141,893	-109,811	-124,557	-134,260
再投資收益	Reinvested earnings	-44,702	-94,178	-150,273	-96,349	-140,128	-124,791	-174,731
利息	Interest	-5,877	-7,744	-7,339	-6,596	-5,523	-5,705	-4,817
證券投資收益	Portfolio investment income	-24,963	-25,803	-27,509	-27,215	-27,359	-28,439	-32,076
股權和投資基金份額的投資收益	Investment income on equity and investment fund shares	-17,858	-19,057	-21,222	-21,022	-22,631	-25,128	-29,379
利息	Interest	-7,105	-6,747	-6,287	-6,194	-4,728	-3,311	-2,696
短期	Short-term	-2,156	-1,715	-1,634	-1,192	-640	-165	-53
長期	Long-term	-4,949	-5,032	-4,653	-5,002	-4,088	-3,146	-2,643
其他投資收益	Other investment income	-168,683	-114,579	-120,749	-72,166	-33,320	-22,213	-33,865
僱員報酬	Compensation of employees	-1,357	-1,296	-1,755	-2,405	-2,331	-2,470	-2,497
二次收入	Secondary income	-10,354	-9,797	-10,922	-11,376	-11,823	-11,003	-11,680
<i>貸方</i>	<i>Credit</i>	5,179	4,419	4,193	4,719	6,063	4,117	4,871
政府機構	General government	0	0	0	0	0	0	0
其他界別	Other sectors	5,179	4,419	4,193	4,719	6,063	4,117	4,871
<i>借方</i>	<i>Debit</i>	-15,533	-14,217	-15,115	-16,095	-17,886	-15,120	-16,551
政府機構	General government	-1,280	-1,282	-1,292	-1,299	-1,341	-1,334	-1,330
其他界別	Other sectors	-14,253	-12,935	-13,823	-14,796	-16,544	-13,786	-15,221

表 2 (續) 經常賬戶
Table 2 (cont'd) Current account

百萬港元
HK\$ million

標準組成部分	Standard component	2005	2006	2007	2008	2009	2010	2011
<i>借方</i>	<i>Debit</i>	-502,892	-624,437	-850,403	-840,432	-737,453	-892,145	-965,044
投資收益	Investment income	-500,184	-621,511	-847,379	-837,371	-734,250	-888,393	-960,771
直接投資收益	Direct investment income	-395,212	-471,477	-649,957	-651,424	-624,301	-793,165	-840,023
股權和投資基金份額收益	Income on equity and investment fund shares	-390,141	-466,054	-639,217	-641,772	-618,610	-787,667	-834,640
股息和準公司收益提取	Dividends and withdrawals from income of quasi-corporations	-191,770	-188,434	-234,810	-273,882	-254,658	-301,691	-311,565
再投資收益	Reinvested earnings	-198,371	-277,619	-404,407	-367,890	-363,952	-485,975	-523,075
利息	Interest	-5,072	-5,424	-10,739	-9,652	-5,691	-5,498	-5,382
證券投資收益	Portfolio investment income	-38,924	-52,072	-65,802	-80,192	-67,829	-72,003	-87,080
股權和投資基金份額的投資收益	Investment income on equity and investment fund shares	-35,785	-48,900	-61,069	-75,126	-63,994	-67,938	-81,940
利息	Interest	-3,140	-3,172	-4,732	-5,066	-3,835	-4,064	-5,140
短期	Short-term	-87	-323	-671	-566	-108	-30	-216
長期	Long-term	-3,052	-2,849	-4,061	-4,500	-3,726	-4,034	-4,924
其他投資收益	Other investment income	-66,047	-97,962	-131,620	-105,754	-42,120	-23,226	-33,669
僱員報酬	Compensation of employees	-2,708	-2,926	-3,024	-3,061	-3,204	-3,752	-4,273
二次收入	Secondary income	-12,204	-12,501	-14,096	-18,412	-16,386	-17,580	-19,351
<i>貸方</i>	<i>Credit</i>	7,331	7,456	7,316	4,759	3,637	4,449	7,143
政府機構	General government	0	0	0	0	0	0	0
其他界別	Other sectors	7,331	7,456	7,316	4,759	3,637	4,449	7,143
<i>借方</i>	<i>Debit</i>	-19,535	-19,958	-21,412	-23,170	-20,022	-22,030	-26,495
政府機構	General government	-1,408	-1,520	-1,749	-2,256	-1,799	-2,086	-1,896
其他界別	Other sectors	-18,127	-18,437	-19,662	-20,914	-18,223	-19,944	-24,599

表 2 (續) 經常賬戶
Table 2 (cont'd) Current account

百萬港元
HK\$ million

標準組成部分	Standard component	1999 第一季 1st Qtr	1999 第二季 2nd Qtr	1999 第三季 3rd Qtr	1999 第四季 4th Qtr	2000 第一季 1st Qtr	2000 第二季 2nd Qtr	2000 第三季 3rd Qtr
經常賬戶	Current account	10,112	15,144	27,795	29,722	9,996	13,581	20,098
貸方	Credit	395,365	436,288	483,335	503,856	478,808	516,107	569,200
借方	Debit	-385,253	-421,144	-455,541	-474,134	-468,812	-502,526	-549,102
貨物	Goods	30,093	34,880	53,319	47,014	28,546	31,819	56,285
貸方	Credit	260,721	290,966	334,271	339,364	312,039	344,122	398,739
其中：轉手商貿活動 下的貨物淨出口	Of which : Net exports of goods under merchanting	10,433	10,739	14,653	15,060	13,840	14,239	19,107
借方	Debit	-230,628	-256,086	-280,952	-292,350	-283,493	-312,303	-342,454
服務	Services	-23,123	-22,983	-30,280	-22,503	-20,655	-22,575	-34,832
貸方	Credit	51,680	52,437	57,914	62,147	57,703	59,704	63,795
運輸服務	Transport services	20,558	21,362	23,222	23,853	22,765	24,772	26,351
旅遊服務	Travel services	10,858	9,871	10,248	11,863	10,810	11,652	10,948
保險和退休金服務	Insurance and pension services	1,122	1,055	1,075	1,095	1,176	1,160	1,191
金融服務	Financial services	6,622	7,198	7,464	8,771	9,140	8,327	8,474
其他服務	Other services	12,520	12,951	15,905	16,566	13,812	13,793	16,831
借方	Debit	-74,803	-75,420	-88,194	-84,650	-78,358	-82,279	-98,627
運輸服務	Transport services	-9,251	-10,210	-11,080	-10,318	-11,215	-13,033	-14,003
旅遊服務	Travel services	-28,152	-24,284	-26,250	-23,203	-25,289	-23,677	-25,766
保險和退休金服務	Insurance and pension services	-1,568	-1,518	-1,880	-1,827	-1,399	-1,378	-1,401
金融服務	Financial services	-1,377	-1,653	-1,741	-2,079	-1,808	-1,501	-1,567
其他服務	Other services	-34,455	-37,755	-47,243	-47,223	-38,647	-42,690	-55,890
其中：製造服務	Of which : Manufacturing services	-27,837	-30,971	-38,914	-38,354	-31,135	-35,239	-46,753
初次收入	Primary income	5,527	5,617	7,256	7,752	4,987	6,994	1,283
貸方	Credit	81,848	91,790	90,047	101,239	108,087	111,129	105,310
投資收益	Investment income	81,595	91,536	89,793	100,986	107,823	110,865	105,046
直接投資收益	Direct investment income	24,954	36,439	32,418	43,460	41,681	43,373	34,752
股權和投資基金 份額收益	Income on equity and investment fund shares	22,683	34,150	30,182	40,678	39,395	41,651	33,495
股息和準公司 收益提取	Dividends and withdrawals from income of quasi-corporations	6,533	14,310	9,215	35,453	11,793	19,815	15,703
再投資收益	Reinvested earnings	16,150	19,840	20,967	5,224	27,602	21,836	17,792
利息	Interest	2,271	2,289	2,235	2,783	2,287	1,722	1,257
證券投資收益	Portfolio investment income	15,048	13,465	15,320	11,215	15,687	14,131	16,080
股權和投資基金 份額的投資收益	Investment income on equity and investment fund shares	6,191	4,917	7,339	2,949	7,188	5,485	7,002
利息	Interest	8,857	8,548	7,981	8,265	8,499	8,646	9,078
短期	Short-term	1,565	1,450	1,413	1,579	1,851	1,973	1,896
長期	Long-term	7,292	7,098	6,568	6,686	6,649	6,673	7,182
其他投資收益	Other investment income	33,487	32,672	33,533	37,467	41,176	43,601	43,331
儲備資產收益	Income on reserve assets	8,106	8,960	8,523	8,844	9,278	9,760	10,884
僱員報酬	Compensation of employees	253	253	253	253	264	264	264

表 2 (續) 經常賬戶
Table 2 (cont'd) Current account

百萬港元
HK\$ million

標準組成部分	Standard component	2000 第四季 4th Qtr	2001 第一季 1st Qtr	2001 第二季 2nd Qtr	2001 第三季 3rd Qtr	2001 第四季 4th Qtr	2002 第一季 1st Qtr	2002 第二季 2nd Qtr
經常賬戶	Current account	15,118	10,769	5,370	30,416	34,489	17,119	11,248
貸方	Credit	552,833	479,124	502,992	530,756	490,886	443,047	485,078
借方	Debit	-537,716	-468,355	-497,622	-500,340	-456,397	-425,928	-473,830
貨物	Goods	42,983	24,584	28,064	49,925	59,499	33,695	32,255
貸方	Credit	384,735	321,174	333,971	370,865	352,795	302,492	339,454
其中：轉手商貿活動 下的貨物淨出口	Of which : Net exports of goods under merchanting	19,640	16,150	15,632	20,892	21,411	16,815	16,651
借方	Debit	-341,752	-296,590	-305,907	-320,940	-293,296	-268,797	-307,199
服務	Services	-22,602	-21,583	-22,569	-29,072	-26,881	-19,151	-14,823
貸方	Credit	64,835	59,710	60,794	61,024	61,630	58,766	63,808
運輸服務	Transport services	25,545	23,508	24,279	23,660	22,237	23,484	25,501
旅遊服務	Travel services	12,609	10,873	12,182	10,678	12,629	11,376	14,978
保險和退休金服務	Insurance and pension services	1,369	1,105	1,306	1,227	1,406	1,064	1,234
金融服務	Financial services	8,117	9,285	8,832	8,534	8,315	8,524	8,438
其他服務	Other services	17,195	14,939	14,195	16,925	17,043	14,318	13,657
借方	Debit	-87,437	-81,293	-83,363	-90,096	-88,511	-77,917	-78,631
運輸服務	Transport services	-12,664	-12,460	-13,902	-13,926	-12,172	-11,607	-12,558
旅遊服務	Travel services	-22,670	-25,754	-23,342	-24,874	-22,087	-25,315	-22,548
保險和退休金服務	Insurance and pension services	-1,435	-1,249	-1,445	-1,320	-1,486	-1,390	-1,594
金融服務	Financial services	-1,545	-1,764	-1,727	-1,748	-1,730	-1,964	-1,975
其他服務	Other services	-49,123	-40,066	-42,947	-48,228	-51,036	-37,641	-39,956
其中：製造服務	Of which : Manufacturing services	-39,646	-31,915	-35,193	-38,958	-41,545	-28,034	-30,707
初次收入	Primary income	-2,519	10,725	2,606	12,493	4,629	5,556	-3,317
貸方	Credit	102,557	97,252	107,138	97,494	75,194	80,085	80,327
投資收益	Investment income	102,293	96,954	106,841	97,197	74,896	79,850	80,092
直接投資收益	Direct investment income	35,100	37,449	51,005	46,621	34,715	41,206	44,197
股權和投資基金 份額收益	Income on equity and investment fund shares	33,747	36,434	49,915	45,813	34,139	40,406	43,346
股息和準公司 收益提取	Dividends and withdrawals from income of quasi-corporations	19,577	14,099	17,161	13,202	18,661	10,776	15,899
再投資收益	Reinvested earnings	14,170	22,335	32,755	32,612	15,478	29,631	27,448
利息	Interest	1,353	1,015	1,090	808	576	800	850
證券投資收益	Portfolio investment income	14,987	16,416	14,255	15,689	12,250	16,537	14,339
股權和投資基金 份額的投資收益	Investment income on equity and investment fund shares	3,264	6,136	4,450	6,280	3,226	7,015	4,474
利息	Interest	11,723	10,280	9,806	9,409	9,024	9,523	9,865
短期	Short-term	2,022	1,905	1,610	1,330	1,180	1,144	1,122
長期	Long-term	9,701	8,375	8,196	8,079	7,844	8,379	8,744
其他投資收益	Other investment income	43,245	31,661	30,638	24,265	18,357	13,387	13,114
儲備資產收益	Income on reserve assets	8,960	11,428	10,942	10,621	9,574	8,719	8,442
僱員報酬	Compensation of employees	264	298	298	298	298	235	235

表 2 (續) 經常賬戶
Table 2 (cont'd) Current account

		百萬港元 HK\$ million						
標準組成部分	Standard component	1999 第一季 1st Qtr	1999 第二季 2nd Qtr	1999 第三季 3rd Qtr	1999 第四季 4th Qtr	2000 第一季 1st Qtr	2000 第二季 2nd Qtr	2000 第三季 3rd Qtr
借方	<i>Debit</i>	-76,321	-86,173	-82,791	-93,487	-103,100	-104,135	-104,027
投資收益	Investment income	-75,976	-85,852	-82,477	-93,171	-102,656	-103,696	-103,590
直接投資收益	Direct investment income	-38,805	-48,669	-49,860	-59,760	-69,679	-61,451	-67,766
股權和投資基金份額收益	Income on equity and investment fund shares	-36,975	-46,527	-48,041	-57,807	-68,006	-59,197	-66,368
股息和準公司收益提取	Dividends and withdrawals from income of quasi-corporations	-12,269	-27,332	-18,435	-37,135	-24,424	-24,455	-22,902
再投資收益	Reinvested earnings	-24,706	-19,196	-29,606	-20,671	-43,581	-34,742	-43,466
利息	Interest	-1,830	-2,142	-1,819	-1,953	-1,673	-2,254	-1,398
證券投資收益	Portfolio investment income	-4,634	-7,871	-4,736	-8,562	-2,727	-11,728	-5,291
股權和投資基金份額的投資收益	Investment income on equity and investment fund shares	-2,873	-6,156	-3,071	-6,956	-1,206	-10,202	-3,683
利息	Interest	-1,760	-1,715	-1,665	-1,606	-1,521	-1,526	-1,608
短期	Short-term	-401	-404	-445	-465	-419	-407	-403
長期	Long-term	-1,359	-1,312	-1,220	-1,141	-1,102	-1,120	-1,205
其他投資收益	Other investment income	-32,538	-29,312	-27,881	-24,848	-30,250	-30,518	-30,533
僱員報酬	Compensation of employees	-345	-321	-314	-316	-444	-439	-437
二次收入	Secondary income	-2,385	-2,371	-2,500	-2,542	-2,882	-2,657	-2,638
貸方	<i>Credit</i>	1,115	1,095	1,103	1,105	979	1,152	1,355
政府機構	General government	0	0	0	0	0	0	0
其他界別	Other sectors	1,115	1,095	1,103	1,105	979	1,152	1,355
借方	<i>Debit</i>	-3,501	-3,466	-3,603	-3,647	-3,861	-3,809	-3,994
政府機構	General government	-319	-319	-321	-323	-322	-325	-322
其他界別	Other sectors	-3,182	-3,147	-3,282	-3,323	-3,539	-3,484	-3,672

表 2 (續) 經常賬戶
Table 2 (cont'd) Current account

		百萬港元 HK\$ million						
標準組成部分	Standard component	2000 第四季 4th Qtr	2001 第一季 1st Qtr	2001 第二季 2nd Qtr	2001 第三季 3rd Qtr	2001 第四季 4th Qtr	2002 第一季 1st Qtr	2002 第二季 2nd Qtr
借方	<i>Debit</i>	-105,075	-86,527	-104,532	-85,001	-70,564	-74,528	-83,644
投資收益	Investment income	-104,640	-85,925	-103,930	-84,399	-69,964	-73,944	-83,061
直接投資收益	Direct investment income	-67,429	-61,448	-70,632	-61,469	-51,288	-61,189	-63,429
股權和投資基金份額收益	Income on equity and investment fund shares	-65,415	-59,888	-69,165	-59,618	-49,571	-59,820	-61,748
股息和準公司收益提取	Dividends and withdrawals from income of quasi-corporations	-36,931	-26,079	-31,491	-19,604	-64,719	-17,364	-31,262
再投資收益	Reinvested earnings	-28,484	-33,809	-37,674	-40,013	15,148	-42,456	-30,486
利息	Interest	-2,014	-1,560	-1,467	-1,852	-1,717	-1,369	-1,681
證券投資收益	Portfolio investment income	-7,763	-3,298	-13,475	-5,142	-5,300	-4,150	-11,116
股權和投資基金份額的投資收益	Investment income on equity and investment fund shares	-6,131	-1,561	-11,828	-3,589	-4,044	-2,951	-9,867
利息	Interest	-1,631	-1,737	-1,648	-1,553	-1,256	-1,198	-1,249
短期	Short-term	-406	-422	-284	-288	-197	-187	-197
長期	Long-term	-1,226	-1,315	-1,363	-1,265	-1,059	-1,012	-1,052
其他投資收益	Other investment income	-29,448	-21,179	-19,822	-17,788	-13,377	-8,605	-8,517
僱員報酬	Compensation of employees	-436	-602	-602	-602	-600	-585	-583
二次收入	Secondary income	-2,745	-2,957	-2,731	-2,930	-2,758	-2,981	-2,867
貸方	<i>Credit</i>	707	989	1,089	1,373	1,268	1,705	1,489
政府機構	General government	0	0	0	0	0	0	0
其他界別	Other sectors	707	989	1,089	1,373	1,268	1,705	1,489
借方	<i>Debit</i>	-3,451	-3,945	-3,820	-4,303	-4,026	-4,686	-4,356
政府機構	General government	-323	-326	-317	-326	-330	-353	-331
其他界別	Other sectors	-3,128	-3,620	-3,503	-3,977	-3,696	-4,333	-4,025

表 2 (續) 經常賬戶
Table 2 (cont'd) Current account

百萬港元
HK\$ million

標準組成部分	Standard component	2002 第三季 3rd Qtr	2002 第四季 4th Qtr	2003 第一季 1st Qtr	2003 第二季 2nd Qtr	2003 第三季 3rd Qtr	2003 第四季 4th Qtr	2004 第一季 1st Qtr
經常賬戶	Current account	33,000	41,024	38,354	17,444	45,033	34,715	11,132
貸方	Credit	565,905	552,380	508,366	517,384	599,112	614,410	581,725
借方	Debit	-532,906	-511,356	-470,012	-499,940	-554,079	-579,695	-570,593
貨物	Goods	61,576	61,025	33,916	38,303	66,565	49,747	25,027
貸方	Credit	407,610	402,574	358,040	379,933	441,204	451,950	410,607
其中：轉手商貿活動 下的貨物淨出口	Of which : Net exports of goods under merchanting	23,755	24,806	19,455	18,444	25,878	27,989	22,207
借方	Debit	-346,034	-341,549	-324,124	-341,630	-374,639	-402,203	-385,580
服務	Services	-28,013	-20,740	-13,468	-18,856	-25,051	-16,833	-14,677
貸方	Credit	67,880	70,902	64,993	51,014	71,011	76,610	74,477
運輸服務	Transport services	28,298	26,574	26,333	22,735	28,970	29,790	30,974
旅遊服務	Travel services	13,543	18,237	14,362	5,890	15,946	19,377	16,546
保險和退休金服務	Insurance and pension services	1,177	1,377	885	984	932	1,102	923
金融服務	Financial services	8,141	7,605	7,629	7,004	7,182	7,486	9,077
其他服務	Other services	16,721	17,109	15,784	14,401	17,981	18,855	16,957
借方	Debit	-95,893	-91,642	-78,461	-69,870	-96,062	-93,443	-89,154
運輸服務	Transport services	-14,149	-13,096	-13,141	-11,738	-14,994	-15,888	-16,431
旅遊服務	Travel services	-25,964	-23,019	-22,926	-16,986	-25,852	-23,369	-23,483
保險和退休金服務	Insurance and pension services	-1,688	-1,899	-1,294	-1,492	-1,400	-1,727	-1,292
金融服務	Financial services	-1,900	-1,855	-1,673	-1,632	-1,701	-1,829	-2,342
其他服務	Other services	-52,192	-51,773	-39,427	-38,022	-52,115	-50,630	-45,606
其中：製造服務	Of which : Manufacturing services	-40,978	-39,919	-28,672	-27,987	-39,713	-36,992	-33,618
初次收入	Primary income	2,444	3,707	20,894	584	6,277	4,471	3,568
貸方	Credit	89,132	77,318	84,451	85,451	85,891	84,607	95,421
投資收益	Investment income	88,897	77,083	84,218	85,218	85,658	84,374	94,954
直接投資收益	Direct investment income	51,549	44,622	47,145	49,810	51,393	50,076	58,106
股權和投資基金 份額收益	Income on equity and investment fund shares	50,866	43,932	45,440	49,196	50,769	49,298	57,094
股息和準公司 收益提取	Dividends and withdrawals from income of quasi-corporations	51,448	54,623	20,257	39,468	18,673	46,689	19,475
再投資收益	Reinvested earnings	-583	-10,691	25,183	9,728	32,095	2,609	37,619
利息	Interest	683	690	1,705	614	624	778	1,012
證券投資收益	Portfolio investment income	17,703	14,375	21,439	20,143	20,308	20,389	22,176
股權和投資基金 份額的投資收益	Investment income on equity and investment fund shares	7,269	3,325	9,964	8,716	9,466	9,158	10,147
利息	Interest	10,434	11,050	11,475	11,428	10,843	11,231	12,029
短期	Short-term	1,143	1,204	1,260	1,098	1,008	1,041	1,111
長期	Long-term	9,291	9,846	10,215	10,330	9,835	10,190	10,918
其他投資收益	Other investment income	11,819	10,805	9,015	8,587	7,298	7,504	7,916
儲備資產收益	Income on reserve assets	7,827	7,281	6,620	6,677	6,659	6,405	6,755
僱員報酬	Compensation of employees	235	235	233	233	233	233	467

表 2 (續) 經常賬戶
Table 2 (cont'd) Current account

百萬港元
HK\$ million

標準組成部分	Standard component	2004 第二季 2nd Qtr	2004 第三季 3rd Qtr	2004 第四季 4th Qtr	2005 第一季 1st Qtr	2005 第二季 2nd Qtr	2005 第三季 3rd Qtr	2005 第四季 4th Qtr
經常賬戶	Current account	6,613	52,941	60,329	43,579	37,450	38,294	48,452
貸方	Credit	626,907	698,737	717,249	663,133	735,819	808,649	815,943
借方	Debit	-620,294	-645,796	-656,920	-619,554	-698,369	-770,355	-767,491
貨物	Goods	25,685	63,915	74,065	46,189	44,409	79,518	71,395
貸方	Credit	453,580	510,036	517,683	459,532	514,826	586,777	576,284
其中：轉手商貿活動 下的貨物淨出口	Of which : Net exports of goods under merchanting	21,537	29,043	31,243	24,983	24,380	32,293	34,835
借方	Debit	-427,895	-446,121	-443,618	-413,343	-470,417	-507,259	-504,889
服務	Services	-15,246	-22,984	-21,069	-14,892	-13,327	-26,136	-14,642
貸方	Credit	74,756	83,258	85,126	86,145	86,084	96,203	100,006
運輸服務	Transport services	32,884	36,613	35,270	36,659	38,814	42,695	41,005
旅遊服務	Travel services	16,451	17,609	19,478	19,322	18,482	19,742	22,515
保險和退休金服務	Insurance and pension services	1,026	947	1,098	918	1,023	936	1,104
金融服務	Financial services	8,603	8,695	9,106	11,357	11,024	12,315	14,057
其他服務	Other services	15,792	19,394	20,174	17,889	16,741	20,515	21,325
借方	Debit	-90,002	-106,242	-106,195	-101,037	-99,411	-122,339	-114,648
運輸服務	Transport services	-17,555	-19,391	-19,422	-19,938	-21,126	-23,374	-22,278
旅遊服務	Travel services	-25,650	-28,434	-25,780	-25,456	-24,091	-28,465	-25,462
保險和退休金服務	Insurance and pension services	-1,503	-1,492	-1,835	-1,234	-1,407	-1,397	-1,563
金融服務	Financial services	-2,222	-2,189	-2,311	-2,756	-2,691	-2,696	-2,787
其他服務	Other services	-43,072	-54,736	-56,847	-51,653	-50,096	-66,407	-62,558
其中：製造服務	Of which : Manufacturing services	-31,625	-40,747	-41,743	-38,298	-37,152	-50,823	-46,038
初次收入	Primary income	-1,182	15,060	10,532	15,674	9,103	-12,007	-5,307
貸方	Credit	97,559	104,273	112,969	115,459	133,573	123,898	137,425
投資收益	Investment income	97,092	103,806	112,502	114,882	132,995	123,321	136,848
直接投資收益	Direct investment income	53,512	57,779	63,883	60,169	74,293	64,944	77,140
股權和投資基金 份額收益	Income on equity and investment fund shares	52,282	56,560	62,035	59,133	73,254	63,585	75,578
股息和準公司 收益提取	Dividends and withdrawals from income of quasi-corporations	33,446	43,828	60,494	11,854	37,097	25,111	42,104
再投資收益	Reinvested earnings	18,837	12,732	1,542	47,279	36,157	38,474	33,474
利息	Interest	1,229	1,218	1,848	1,036	1,039	1,359	1,562
證券投資收益	Portfolio investment income	27,078	26,838	25,208	27,876	31,353	28,152	26,208
股權和投資基金 份額的投資收益	Investment income on equity and investment fund shares	14,831	14,259	11,764	13,883	16,610	12,390	10,435
利息	Interest	12,247	12,579	13,444	13,992	14,744	15,763	15,773
短期	Short-term	1,213	1,335	1,391	1,441	1,540	1,636	1,624
長期	Long-term	11,035	11,244	12,053	12,552	13,204	14,126	14,150
其他投資收益	Other investment income	9,743	12,483	16,129	19,178	19,324	22,001	24,874
儲備資產收益	Income on reserve assets	6,760	6,706	7,283	7,660	8,024	8,223	8,626
僱員報酬	Compensation of employees	467	467	467	577	577	577	577

表 2 (續) 經常賬戶
Table 2 (cont'd) Current account

		百萬港元 HK\$ million						
標準組成部分	Standard component	2002 第三季 3rd Qtr	2002 第四季 4th Qtr	2003 第一季 1st Qtr	2003 第二季 2nd Qtr	2003 第三季 3rd Qtr	2003 第四季 4th Qtr	2004 第一季 1st Qtr
借方	<i>Debit</i>	-86,689	-73,611	-63,558	-84,867	-79,614	-80,136	-91,853
投資收益	Investment income	-86,107	-73,030	-62,940	-84,250	-78,996	-79,519	-91,229
直接投資收益	Direct investment income	-72,223	-58,622	-53,149	-65,289	-67,486	-69,129	-80,960
股權和投資基金份額收益	Income on equity and investment fund shares	-70,831	-57,540	-51,983	-63,064	-66,304	-67,997	-79,756
股息和準公司收益提取	Dividends and withdrawals from income of quasi-corporations	-19,701	-41,484	-26,880	-34,552	-27,218	-35,906	-27,753
再投資收益	Reinvested earnings	-51,130	-16,056	-25,103	-28,511	-39,086	-32,091	-52,003
利息	Interest	-1,392	-1,082	-1,166	-2,225	-1,182	-1,132	-1,205
證券投資收益	Portfolio investment income	-5,609	-6,485	-3,664	-13,140	-6,304	-5,331	-4,514
股權和投資基金份額的投資收益	Investment income on equity and investment fund shares	-4,368	-5,444	-2,695	-12,196	-5,477	-4,760	-3,941
利息	Interest	-1,241	-1,040	-969	-944	-827	-571	-573
短期	Short-term	-158	-98	-55	-46	-42	-22	-14
長期	Long-term	-1,082	-943	-914	-899	-784	-549	-560
其他投資收益	Other investment income	-8,275	-7,924	-6,128	-5,821	-5,206	-5,059	-5,754
僱員報酬	Compensation of employees	-582	-581	-618	-617	-618	-617	-624
二次收入	Secondary income	-3,007	-2,968	-2,987	-2,587	-2,759	-2,670	-2,786
貸方	<i>Credit</i>	1,283	1,586	882	986	1,005	1,243	1,220
政府機構	General government	0	0	0	0	0	0	0
其他界別	Other sectors	1,283	1,586	882	986	1,005	1,243	1,220
借方	<i>Debit</i>	-4,290	-4,554	-3,870	-3,573	-3,764	-3,913	-4,006
政府機構	General government	-329	-328	-355	-310	-334	-335	-359
其他界別	Other sectors	-3,961	-4,226	-3,514	-3,264	-3,431	-3,578	-3,647

表 2 (續) 經常賬戶
Table 2 (cont'd) Current account

		百萬港元 HK\$ million						
標準組成部分	Standard component	2004 第二季 2nd Qtr	2004 第三季 3rd Qtr	2004 第四季 4th Qtr	2005 第一季 1st Qtr	2005 第二季 2nd Qtr	2005 第三季 3rd Qtr	2005 第四季 4th Qtr
借方	<i>Debit</i>	-98,741	-89,213	-102,438	-99,785	-124,469	-135,905	-142,732
投資收益	Investment income	-98,114	-88,587	-101,818	-99,124	-123,809	-135,235	-142,016
直接投資收益	Direct investment income	-77,285	-71,145	-84,416	-81,974	-92,440	-108,694	-112,105
股權和投資基金份額收益	Income on equity and investment fund shares	-76,147	-69,933	-83,155	-80,855	-91,066	-107,296	-110,924
股息和準公司收益提取	Dividends and withdrawals from income of quasi-corporations	-47,643	-33,148	-25,716	-26,567	-53,071	-50,582	-61,550
再投資收益	Reinvested earnings	-28,504	-36,784	-57,440	-54,288	-37,994	-56,714	-49,374
利息	Interest	-1,138	-1,213	-1,261	-1,118	-1,375	-1,398	-1,181
證券投資收益	Portfolio investment income	-13,637	-8,001	-5,923	-4,091	-17,189	-9,029	-8,615
股權和投資基金份額的投資收益	Investment income on equity and investment fund shares	-13,053	-7,248	-5,137	-3,274	-16,415	-8,258	-7,838
利息	Interest	-584	-753	-787	-818	-775	-770	-777
短期	Short-term	-18	-11	-10	-15	-18	-25	-30
長期	Long-term	-566	-742	-776	-803	-757	-745	-748
其他投資收益	Other investment income	-7,192	-9,441	-11,478	-13,059	-14,180	-17,512	-21,296
僱員報酬	Compensation of employees	-627	-626	-620	-661	-660	-670	-716
二次收入	Secondary income	-2,644	-3,050	-3,199	-3,393	-2,735	-3,081	-2,994
貸方	<i>Credit</i>	1,011	1,170	1,470	1,997	1,337	1,771	2,227
政府機構	General government	0	0	0	0	0	0	0
其他界別	Other sectors	1,011	1,170	1,470	1,997	1,337	1,771	2,227
借方	<i>Debit</i>	-3,656	-4,220	-4,669	-5,389	-4,072	-4,852	-5,222
政府機構	General government	-338	-318	-314	-375	-351	-352	-329
其他界別	Other sectors	-3,318	-3,902	-4,355	-5,014	-3,721	-4,500	-4,892

表 2 (續) 經常賬戶
Table 2 (cont'd) Current account

百萬港元
HK\$ million

標準組成部分	Standard component	2006 第一季 1st Qtr	2006 第二季 2nd Qtr	2006 第三季 3rd Qtr	2006 第四季 4th Qtr	2007 第一季 1st Qtr	2007 第二季 2nd Qtr	2007 第三季 3rd Qtr
經常賬戶	Current account	46,515	21,673	63,500	59,124	68,952	28,250	64,761
貸方	Credit	764,441	817,338	917,157	952,454	871,190	955,359	1,060,298
借方	Debit	-717,926	-795,666	-853,657	-893,330	-802,237	-927,109	-995,537
貨物	Goods	47,670	36,833	78,572	76,711	43,438	35,395	72,804
貸方	Credit	519,390	546,541	641,797	653,335	558,075	612,834	697,030
其中：轉手商貿活動 下的貨物淨出口	Of which : Net exports of goods under merchanting	28,061	27,020	36,337	38,468	30,167	29,907	40,848
借方	Debit	-471,720	-509,708	-563,225	-576,624	-514,637	-577,439	-624,226
服務	Services	-13,017	-11,546	-25,333	-22,090	-664	-12,787	-12,385
貸方	Credit	99,671	100,499	109,096	113,655	119,951	115,229	131,666
運輸服務	Transport services	40,512	43,055	46,620	44,993	45,093	49,338	54,361
旅遊服務	Travel services	21,902	20,820	22,234	25,443	25,447	23,556	26,365
保險和退休金服務	Insurance and pension services	854	898	844	961	1,333	1,403	1,251
金融服務	Financial services	17,434	17,839	17,132	19,592	25,546	21,152	25,578
其他服務	Other services	18,969	17,887	22,266	22,666	22,532	19,780	24,111
借方	Debit	-112,688	-112,045	-134,429	-135,745	-120,615	-128,016	-144,051
運輸服務	Transport services	-21,593	-23,828	-25,556	-24,658	-25,051	-28,584	-30,762
旅遊服務	Travel services	-25,545	-26,547	-29,235	-27,761	-26,334	-28,874	-31,573
保險和退休金服務	Insurance and pension services	-1,447	-1,637	-1,573	-1,841	-1,754	-1,823	-1,842
金融服務	Financial services	-3,574	-3,749	-4,023	-4,328	-5,770	-4,355	-5,863
其他服務	Other services	-60,529	-56,284	-74,042	-77,157	-61,706	-64,380	-74,011
其中：製造服務	Of which : Manufacturing services	-46,470	-42,351	-56,997	-59,455	-44,302	-48,527	-54,990
初次收入	Primary income	14,924	-896	13,539	7,947	30,112	8,914	7,905
貸方	Credit	143,839	168,442	164,160	183,510	190,618	225,926	229,949
投資收益	Investment income	143,268	167,870	163,589	182,939	190,000	225,309	229,331
直接投資收益	Direct investment income	73,984	90,587	86,567	100,249	101,618	124,146	128,171
股權和投資基金 份額收益	Income on equity and investment fund shares	72,274	88,786	84,463	98,419	99,620	122,036	126,125
股息和準公司 收益提取	Dividends and withdrawals from income of quasi-corporations	12,935	44,771	37,939	44,425	16,890	78,267	67,404
再投資收益	Reinvested earnings	59,339	44,015	46,523	53,994	82,730	43,768	58,721
利息	Interest	1,710	1,801	2,104	1,830	1,999	2,110	2,046
證券投資收益	Portfolio investment income	31,410	36,291	33,201	36,357	37,958	49,018	44,503
股權和投資基金 份額的投資收益	Investment income on equity and investment fund shares	13,891	17,660	13,158	14,802	15,483	26,021	21,385
利息	Interest	17,519	18,631	20,043	21,554	22,475	22,997	23,117
短期	Short-term	2,084	2,435	2,564	3,247	3,732	3,562	3,189
長期	Long-term	15,435	16,196	17,479	18,307	18,743	19,435	19,928
其他投資收益	Other investment income	28,496	30,724	33,600	36,090	39,979	40,800	45,777
儲備資產收益	Income on reserve assets	9,377	10,269	10,221	10,243	10,445	11,345	10,881
僱員報酬	Compensation of employees	571	571	571	571	618	618	618

表 2 (續) 經常賬戶
Table 2 (cont'd) Current account

百萬港元
HK\$ million

標準組成部分	Standard component	2007 第四季 4th Qtr	2008 第一季 1st Qtr	2008 第二季 2nd Qtr	2008 第三季 3rd Qtr	2008 第四季 4th Qtr	2009 第一季 1st Qtr	2009 第二季 2nd Qtr
經常賬戶	Current account	52,976	52,469	29,937	81,382	92,020	56,447	47,791
貸方	Credit	1,100,898	999,363	1,071,638	1,122,652	1,054,583	786,425	941,665
借方	Debit	-1,047,922	-946,894	-1,041,701	-1,041,270	-962,563	-729,978	-893,874
貨物	Goods	57,872	39,842	19,500	61,976	73,436	25,727	26,976
貸方	Credit	706,500	633,388	668,675	737,122	718,996	502,873	603,630
其中：轉手商貿活動 下的貨物淨出口	Of which : Net exports of goods under merchanting	44,965	31,725	31,898	42,422	43,881	30,713	31,378
借方	Debit	-648,628	-593,546	-649,175	-675,146	-645,560	-477,146	-576,654
服務	Services	-7,449	-3,407	-3,538	-7,585	-6,511	17,466	-201
貸方	Credit	135,929	137,092	130,149	143,406	133,711	120,793	109,740
運輸服務	Transport services	51,740	52,687	57,184	62,432	53,251	40,178	44,776
旅遊服務	Travel services	31,936	28,991	26,897	30,024	33,259	32,610	25,644
保險和退休金服務	Insurance and pension services	1,434	1,280	1,217	1,036	1,147	1,272	1,229
金融服務	Financial services	24,773	29,106	22,009	23,469	18,841	23,299	17,630
其他服務	Other services	26,046	25,028	22,842	26,445	27,213	23,434	20,461
借方	Debit	-143,378	-140,499	-133,687	-150,991	-140,222	-103,327	-109,941
運輸服務	Transport services	-29,697	-30,847	-33,956	-34,676	-29,469	-21,929	-25,021
旅遊服務	Travel services	-30,565	-32,508	-30,910	-33,536	-28,372	-27,813	-29,531
保險和退休金服務	Insurance and pension services	-2,088	-1,603	-1,571	-1,469	-1,453	-1,442	-1,515
金融服務	Financial services	-5,907	-7,108	-4,991	-6,632	-5,805	-5,768	-4,707
其他服務	Other services	-75,121	-68,433	-62,259	-74,678	-75,124	-46,375	-49,167
其中：製造服務	Of which : Manufacturing services	-54,037	-48,576	-43,972	-53,395	-52,422	-26,704	-31,819
初次收入	Primary income	5,880	20,269	19,785	31,461	28,992	17,199	25,057
貸方	Credit	256,722	228,088	271,912	240,622	200,317	161,681	227,413
投資收益	Investment income	256,104	227,397	271,221	239,931	199,623	161,006	226,739
直接投資收益	Direct investment income	147,494	139,527	169,282	145,344	128,034	112,379	157,465
股權和投資基金 金份額收益	Income on equity and investment fund shares	144,926	137,941	167,936	143,823	126,679	111,468	156,757
股息和準公司 收益提取	Dividends and withdrawals from income of quasi-corporations	42,548	15,798	46,515	108,133	43,503	16,672	71,170
再投資收益	Reinvested earnings	102,378	122,143	121,422	35,690	83,175	94,796	85,588
利息	Interest	2,568	1,587	1,346	1,521	1,355	911	708
證券投資收益	Portfolio investment income	43,415	41,547	59,221	42,869	37,016	23,192	47,438
股權和投資基金 份額的投資收益	Investment income on equity and investment fund shares	19,879	19,690	39,658	24,357	19,588	7,068	30,658
利息	Interest	23,535	21,857	19,564	18,512	17,428	16,124	16,780
短期	Short-term	3,142	3,008	2,178	2,026	2,305	1,509	1,723
長期	Long-term	20,393	18,849	17,386	16,486	15,123	14,615	15,057
其他投資收益	Other investment income	54,531	35,293	31,090	40,902	24,622	16,126	12,293
儲備資產收益	Income on reserve assets	10,664	11,030	11,628	10,816	9,951	9,309	9,543
僱員報酬	Compensation of employees	618	691	691	691	694	674	674

表 2 (續) 經常賬戶
Table 2 (cont'd) Current account

		百萬港元 HK\$ million						
標準組成部分 Standard component		2006 第一季 1st Qtr	2006 第二季 2nd Qtr	2006 第三季 3rd Qtr	2006 第四季 4th Qtr	2007 第一季 1st Qtr	2007 第二季 2nd Qtr	2007 第三季 3rd Qtr
借方	<i>Debit</i>	-128,915	-169,338	-150,621	-175,563	-160,505	-217,012	-222,044
投資收益	Investment income	-128,188	-168,611	-149,881	-174,832	-159,751	-216,257	-221,288
直接投資收益	Direct investment income	-102,512	-122,608	-111,405	-134,952	-128,390	-155,396	-168,141
股權和投資基金份額收益	Income on equity and investment fund shares	-100,984	-121,704	-109,714	-133,651	-125,728	-153,063	-165,543
股息和準公司收益提取	Dividends and withdrawals from income of quasi-corporations	-26,684	-63,487	-58,439	-39,825	-22,444	-90,806	-70,880
再投資收益	Reinvested earnings	-74,300	-58,218	-51,275	-93,827	-103,284	-62,257	-94,663
利息	Interest	-1,528	-903	-1,691	-1,301	-2,662	-2,333	-2,598
證券投資收益	Portfolio investment income	-4,220	-22,372	-13,158	-12,323	-4,645	-30,448	-18,492
股權和投資基金份額的投資收益	Investment income on equity and investment fund shares	-3,432	-21,670	-12,370	-11,429	-3,711	-29,381	-17,331
利息	Interest	-788	-702	-788	-894	-934	-1,067	-1,160
短期	Short-term	-62	-88	-89	-84	-82	-122	-91
長期	Long-term	-726	-614	-699	-811	-851	-945	-1,069
其他投資收益	Other investment income	-21,456	-23,632	-25,318	-27,556	-26,716	-30,413	-34,655
僱員報酬	Compensation of employees	-727	-727	-740	-731	-754	-755	-756
二次收入	Secondary income	-3,061	-2,718	-3,278	-3,444	-3,934	-3,272	-3,563
貸方	<i>Credit</i>	1,542	1,857	2,104	1,954	2,546	1,370	1,653
政府機構	General government	0	0	0	0	0	0	0
其他界別	Other sectors	1,542	1,857	2,104	1,954	2,546	1,370	1,653
借方	<i>Debit</i>	-4,603	-4,575	-5,382	-5,398	-6,480	-4,642	-5,216
政府機構	General government	-378	-352	-378	-412	-433	-417	-444
其他界別	Other sectors	-4,225	-4,222	-5,004	-4,986	-6,047	-4,225	-4,772

表 2 (續) 經常賬戶
Table 2 (cont'd) Current account

百萬港元
HK\$ million

標準組成部分 Standard component		2007	2008	2008	2008	2008	2009	2009
		第四季 4th Qtr	第一季 1st Qtr	第二季 2nd Qtr	第三季 3rd Qtr	第四季 4th Qtr	第一季 1st Qtr	第二季 2nd Qtr
借方	<i>Debit</i>	-250,842	-207,819	-252,127	-209,161	-171,324	-144,481	-202,357
投資收益	Investment income	-250,083	-207,058	-251,364	-208,396	-170,552	-143,684	-201,558
直接投資收益	Direct investment income	-198,030	-169,521	-189,885	-156,966	-135,052	-124,056	-157,482
股權和投資基金份額收益	Income on equity and investment fund shares	-194,884	-166,764	-187,887	-154,546	-132,575	-122,264	-155,909
股息和準公司收益提取	Dividends and withdrawals from income of quasi-corporations	-50,680	-53,576	-79,259	-95,467	-45,581	-30,768	-96,586
再投資收益	Reinvested earnings	-144,204	-113,189	-108,628	-59,078	-86,994	-91,495	-59,322
利息	Interest	-3,146	-2,757	-1,998	-2,421	-2,477	-1,793	-1,573
證券投資收益	Portfolio investment income	-12,217	-7,196	-35,674	-22,561	-14,762	-4,643	-33,387
股權和投資基金份額的投資收益	Investment income on equity and investment fund shares	-10,645	-5,543	-34,550	-21,394	-13,639	-3,596	-32,437
利息	Interest	-1,571	-1,652	-1,125	-1,167	-1,122	-1,047	-950
短期	Short-term	-375	-378	-69	-60	-59	-44	-29
長期	Long-term	-1,196	-1,275	-1,056	-1,107	-1,063	-1,003	-921
其他投資收益	Other investment income	-39,837	-30,342	-25,805	-28,869	-20,739	-14,985	-10,690
僱員報酬	Compensation of employees	-759	-761	-763	-765	-772	-797	-799
二次收入	Secondary income	-3,327	-4,234	-5,810	-4,471	-3,897	-3,945	-4,041
貸方	<i>Credit</i>	1,747	796	902	1,501	1,560	1,079	882
政府機構	General government	0	0	0	0	0	0	0
其他界別	Other sectors	1,747	796	902	1,501	1,560	1,079	882
借方	<i>Debit</i>	-5,074	-5,030	-6,712	-5,972	-5,457	-5,023	-4,922
政府機構	General government	-456	-633	-729	-447	-448	-446	-458
其他界別	Other sectors	-4,618	-4,397	-5,983	-5,525	-5,009	-4,577	-4,464

表 2 (續) 經常賬戶
Table 2 (cont'd) Current account

百萬港元
HK\$ million

標準組成部分	Standard component	2009 第三季 3rd Qtr	2009 第四季 4th Qtr	2010 第一季 1st Qtr	2010 第二季 2nd Qtr	2010 第三季 3rd Qtr	2010 第四季 4th Qtr
經常賬戶	Current account	18,797	34,626	26,712	-223	55,566	34,435
貸方	Credit	964,399	1,048,663	966,197	1,142,204	1,224,131	1,242,128
借方	Debit	-945,602	-1,014,037	-939,485	-1,142,427	-1,168,566	-1,207,693
貨物	Goods	19,654	25,254	-14,443	-17,163	35,957	14,021
貸方	Credit	642,331	700,163	625,226	748,350	830,637	810,087
其中：轉手商貿活動 下的貨物淨出口	Of which : Net exports of goods under merchanting	43,003	50,822	37,543	37,954	51,166	58,101
借方	Debit	-622,677	-674,909	-639,669	-765,513	-794,680	-796,066
服務	Services	1,739	7,670	25,859	13,247	20,397	18,599
貸方	Credit	129,893	140,877	149,918	143,982	165,174	167,096
運輸服務	Transport services	49,988	48,704	52,472	58,999	62,667	57,833
旅遊服務	Travel services	29,979	38,960	41,138	38,046	45,242	48,046
保險和退休金服務	Insurance and pension services	1,067	1,243	1,826	1,689	1,453	1,696
金融服務	Financial services	23,734	22,821	27,453	20,509	26,779	27,349
其他服務	Other services	25,125	29,149	27,029	24,739	29,033	32,171
借方	Debit	-128,154	-133,207	-124,059	-130,735	-144,777	-148,497
運輸服務	Transport services	-27,158	-26,934	-27,101	-31,043	-32,382	-31,435
旅遊服務	Travel services	-31,963	-32,155	-31,458	-32,500	-36,520	-35,509
保險和退休金服務	Insurance and pension services	-1,479	-1,780	-2,328	-2,228	-2,222	-2,484
金融服務	Financial services	-7,124	-6,761	-7,542	-5,102	-7,236	-7,646
其他服務	Other services	-60,430	-65,577	-55,630	-59,862	-66,417	-71,424
其中：製造服務	Of which : Manufacturing services	-38,269	-37,548	-31,716	-38,079	-39,857	-39,200
初次收入	Primary income	1,744	5,762	19,533	8,067	3,766	6,231
貸方	Credit	191,316	206,805	190,092	248,513	227,351	263,785
投資收益	Investment income	190,642	206,131	189,486	247,906	226,738	262,973
直接投資收益	Direct investment income	142,246	162,924	145,724	172,258	174,530	218,885
股權和投資基金 份額收益	Income on equity and investment fund shares	141,566	161,987	145,117	171,700	173,837	218,088
股息和準公司 收益提取	Dividends and withdrawals from income of quasi-corporations	69,556	33,529	13,513	92,535	74,912	41,572
再投資收益	Reinvested earnings	72,010	128,457	131,605	79,165	98,924	176,516
利息	Interest	680	937	607	558	693	797
證券投資收益	Portfolio investment income	30,572	26,524	29,732	60,590	37,123	29,376
股權和投資基金 份額的投資收益	Investment income on equity and investment fund shares	14,049	9,688	13,628	43,923	19,706	11,497
利息	Interest	16,523	16,836	16,104	16,668	17,417	17,879
短期	Short-term	1,632	1,604	1,262	1,479	1,334	1,127
長期	Long-term	14,890	15,232	14,842	15,189	16,083	16,752
其他投資收益	Other investment income	9,192	8,442	6,054	6,834	7,084	6,801
儲備資產收益	Income on reserve assets	8,632	8,242	7,976	8,224	8,001	7,911
僱員報酬	Compensation of employees	674	674	606	607	613	812

表 2 (續) 經常賬戶
Table 2 (cont'd) Current account

百萬港元
HK\$ million

標準組成部分 Standard component		2011	2011	2011	2011	2012	2012
		第一季 1st Qtr	第二季 2nd Qtr	第三季 3rd Qtr	第四季 4th Qtr	第一季 1st Qtr	第二季 2nd Qtr
經常賬戶	Current account	45,699	10,592	36,911	33,199	5,653	-9,346
貸方	Credit	1,197,841	1,272,077	1,334,104	1,369,788	1,244,080	1,359,138
借方	Debit	-1,152,143	-1,261,485	-1,297,192	-1,336,589	-1,238,428	-1,368,484
貨物	Goods	-10,876	-44,720	-4,212	-11,279	-49,392	-72,374
貸方	Credit	791,507	816,964	894,514	908,275	808,045	873,074
其中：轉手商貿活動 下的貨物淨出口	Of which : Net exports of goods under merchanting	46,427	43,959	58,610	66,778	49,743	47,370
借方	Debit	-802,383	-861,684	-898,726	-919,554	-857,437	-945,448
服務	Services	38,012	32,647	38,933	38,546	51,450	46,536
貸方	Credit	173,165	168,817	189,205	190,474	189,829	180,746
運輸服務	Transport services	57,124	67,128	68,352	62,548	60,278	69,136
旅遊服務	Travel services	48,835	47,543	55,653	63,476	57,946	54,825
保險和退休金服務	Insurance and pension services	1,990	1,834	1,715	1,760	1,920	1,761
金融服務	Financial services	33,970	25,297	31,870	27,866	35,716	26,012
其他服務	Other services	31,246	27,015	31,615	34,824	33,969	29,012
借方	Debit	-135,153	-136,170	-150,272	-151,928	-138,379	-134,210
運輸服務	Transport services	-30,670	-34,608	-35,560	-33,519	-32,601	-34,560
旅遊服務	Travel services	-34,443	-36,794	-39,843	-38,003	-37,413	-38,200
保險和退休金服務	Insurance and pension services	-2,687	-2,772	-2,909	-3,030	-3,039	-2,777
金融服務	Financial services	-8,729	-5,605	-7,689	-7,069	-7,455	-4,321
其他服務	Other services	-58,624	-56,391	-64,271	-70,307	-57,871	-54,352
其中：製造服務	Of which : Manufacturing services	-31,413	-32,530	-35,681	-35,450	-28,405	-29,315
初次收入	Primary income	23,086	27,050	7,828	10,737	9,246	21,140
貸方	Credit	231,746	284,854	248,562	268,583	244,382	303,525
投資收益	Investment income	231,115	284,215	247,912	267,726	243,717	302,865
直接投資收益	Direct investment income	183,960	195,513	189,191	217,517	197,206	209,250
股權和投資基金 份額收益	Income on equity and investment fund shares	182,661	194,402	188,145	216,335	195,923	207,746
股息和準公司 收益提取	Dividends and withdrawals from income of quasi-corporations	20,832	92,645	96,998	35,853	23,297	96,468
再投資收益	Reinvested earnings	161,829	101,756	91,147	180,482	172,626	111,279
利息	Interest	1,299	1,111	1,046	1,182	1,283	1,504
證券投資收益	Portfolio investment income	31,007	70,759	40,277	29,819	27,046	74,389
股權和投資基金 份額的投資收益	Investment income on equity and investment fund shares	13,244	53,075	22,898	12,237	10,232	57,830
利息	Interest	17,763	17,684	17,379	17,583	16,813	16,559
短期	Short-term	1,159	1,220	971	1,248	1,176	1,351
長期	Long-term	16,604	16,464	16,408	16,335	15,638	15,208
其他投資收益	Other investment income	8,079	9,277	10,388	12,354	11,475	10,988
儲備資產收益	Income on reserve assets	8,070	8,666	8,055	8,035	7,991	8,239
僱員報酬	Compensation of employees	631	639	650	858	665	660

表 2 (續) 經常賬戶
Table 2 (cont'd) Current account

		百萬港元 HK\$ million					
		2009	2009	2010	2010	2010	2010
		第三季	第四季	第一季	第二季	第三季	第四季
標準組成部分	Standard component	3rd Qtr	4th Qtr	1st Qtr	2nd Qtr	3rd Qtr	4th Qtr
<i>借方</i>	<i>Debit</i>	-189,571	-201,044	-170,559	-240,446	-223,585	-257,555
投資收益	Investment income	-188,774	-200,233	-169,641	-239,516	-222,642	-256,594
直接投資收益	Direct investment income	-161,381	-181,381	-159,919	-199,399	-194,063	-239,783
股權和投資基金份額收益	Income on equity and investment fund shares	-159,785	-180,652	-158,039	-198,256	-192,857	-238,515
股息和準公司收益提取	Dividends and withdrawals from income of quasi-corporations	-79,495	-47,808	-27,833	-114,551	-94,026	-65,282
再投資收益	Reinvested earnings	-80,290	-132,844	-130,206	-83,705	-98,831	-173,233
利息	Interest	-1,597	-729	-1,880	-1,143	-1,206	-1,268
證券投資收益	Portfolio investment income	-19,087	-10,712	-4,969	-34,511	-22,063	-10,460
股權和投資基金份額的投資收益	Investment income on equity and investment fund shares	-18,162	-9,800	-4,029	-33,553	-20,980	-9,376
利息	Interest	-925	-913	-940	-958	-1,082	-1,084
短期	Short-term	-19	-17	-13	*	*	-16
長期	Long-term	-907	-895	-926	-958	-1,082	-1,067
其他投資收益	Other investment income	-8,305	-8,140	-4,753	-5,606	-6,516	-6,351
僱員報酬	Compensation of employees	-798	-810	-919	-930	-943	-960
二次收入	Secondary income	-4,340	-4,060	-4,237	-4,373	-4,555	-4,416
<i>貸方</i>	<i>Credit</i>	859	817	962	1,359	969	1,160
政府機構	General government	0	0	0	0	0	0
其他界別	Other sectors	859	817	962	1,359	969	1,160
<i>借方</i>	<i>Debit</i>	-5,199	-4,877	-5,198	-5,732	-5,524	-5,575
政府機構	General government	-449	-447	-446	-664	-517	-458
其他界別	Other sectors	-4,751	-4,431	-4,753	-5,068	-5,006	-5,117

表 2 (續) 經常賬戶
Table 2 (cont'd) Current account

		百萬港元 HK\$ million					
		2011	2011	2011	2011	2012	2012
		第一季	第二季	第三季	第四季	第一季	第二季
標準組成部分	Standard component	1st Qtr	2nd Qtr	3rd Qtr	4th Qtr	1st Qtr	2nd Qtr
<i>借方</i>	<i>Debit</i>	-208,660	-257,804	-240,734	-257,846	-235,136	-282,385
投資收益	Investment income	-207,632	-256,756	-239,647	-256,735	-234,011	-281,239
直接投資收益	Direct investment income	-194,335	-208,466	-203,339	-233,882	-218,339	-226,105
股權和投資基金份額收益	Income on equity and investment fund shares	-193,025	-206,824	-202,158	-232,634	-217,007	-223,763
股息和準公司收益提取	Dividends and withdrawals from income of quasi-corporations	-29,348	-117,742	-110,366	-54,108	-35,387	-119,603
再投資收益	Reinvested earnings	-163,676	-89,082	-91,791	-178,526	-181,620	-104,160
利息	Interest	-1,310	-1,642	-1,182	-1,248	-1,333	-2,342
證券投資收益	Portfolio investment income	-6,249	-40,679	-26,938	-13,214	-6,685	-46,522
股權和投資基金份額的投資收益	Investment income on equity and investment fund shares	-5,278	-39,520	-25,564	-11,578	-4,707	-44,602
利息	Interest	-971	-1,159	-1,374	-1,636	-1,978	-1,921
短期	Short-term	-27	-37	-61	-91	-238	-242
長期	Long-term	-944	-1,122	-1,313	-1,545	-1,740	-1,679
其他投資收益	Other investment income	-7,048	-7,611	-9,370	-9,639	-8,987	-8,612
僱員報酬	Compensation of employees	-1,028	-1,048	-1,087	-1,111	-1,125	-1,146
二次收入	Secondary income	-4,524	-4,385	-5,638	-4,805	-5,651	-4,648
<i>貸方</i>	<i>Credit</i>	1,423	1,442	1,822	2,456	1,825	1,793
政府機構	General government	0	0	0	0	0	0
其他界別	Other sectors	1,423	1,442	1,822	2,456	1,825	1,793
<i>借方</i>	<i>Debit</i>	-5,947	-5,827	-7,460	-7,261	-7,475	-6,441
政府機構	General government	-450	-488	-489	-468	-431	-480
其他界別	Other sectors	-5,497	-5,339	-6,971	-6,792	-7,044	-5,961

註釋：* 在初次收入的某些子組成部分，由於數值較不顯著(少於一千萬港元)及/或為使個別機構單位所提供的資料得以保密，數據不予公布。

Note: * For some sub-components of primary income, data are not released due to relatively insignificant value (less than HK\$10 million) and / or in order to safeguard confidentiality of information provided by individual establishments.

表 3 資本及金融賬戶
Table 3 Capital and financial account

百萬港元
HK\$ million

標準組成部分	Standard component	1998	1999	2000	2001	2002	2003	2004
資本及金融賬戶	Capital and financial account	-11,065	-79,370	-61,322	-62,375	-130,829	-140,443	-171,936
資本賬戶	Capital account	-38	189	73	-432	-6,627	-608	-569
貸方	Credit	18	266	423	40	16	22	10
借方	Debit	-56	-77	-350	-472	-6,643	-630	-579
金融賬戶	Financial account	-11,027	-79,559	-61,395	-61,943	-124,202	-139,835	-171,367
非儲備性質的 金融資產	Financial non-reserve assets	-51,192	-29,639	38,765	-31,812	-135,232	-142,044	-150,417
直接投資	Direct investment	-20,806	24,546	3,920	85,828	-74,096	44,958	-112,794
資產	Assets	-128,771	-172,148	-545,417	-158,204	-126,724	-99,885	-285,809
股權和投資 基金份額	Equity and investment fund shares	-79,604	-65,168	-479,209	-118,027	-126,616	-102,656	-183,501
除收益再投資 外的股權	Equity other than reinvestment of earnings	-27,686	-2,987	-397,809	-14,847	-80,811	-33,040	-112,772
直接投資者對 直接投資企業	Direct investor in direct investment enterprises	-27,686	-2,987	-397,809	-14,847	-80,811	-33,040	-112,772
直接投資企業對 直接投資者	Direct investment enterprises in direct investor	*	*	*	*	*	*	*
聯屬企業之間	Between fellow enterprises	*	*	*	*	*	*	*
收益再投資	Reinvestment of earnings	-51,919	-62,181	-81,400	-103,179	-45,805	-69,616	-70,729
債務工具	Debt instruments	-49,167	-106,980	-66,208	-40,177	-108	2,772	-102,308
直接投資者對 直接投資企業	Direct investor in direct investment enterprises	-37,206	-104,424	-16,214	-30,446	27,463	7,315	-63,750
直接投資企業對 直接投資者	Direct investment enterprises in direct investor	-6,562	-1,714	-33,523	-16,287	-1,270	-2,277	-18,290
聯屬企業之間	Between fellow enterprises	-5,399	-842	-16,472	6,556	-26,301	-2,266	-20,268
負債	Liabilities	107,965	196,694	549,337	244,032	52,628	144,843	173,015
股權和投資 基金份額	Equity and investment fund shares	54,946	126,076	405,629	155,406	149,706	128,533	203,773
除收益再投資 外的股權	Equity other than reinvestment of earnings	10,244	31,897	255,356	59,057	9,579	3,743	29,042
直接投資企業對 直接投資者	Direct investment enterprises to direct investor	10,244	31,777	255,356	59,057	9,579	3,743	29,042
直接投資者對 直接投資企業	Direct investor to direct investment enterprises	*	121	*	*	*	*	*
聯屬企業之間	Between fellow enterprises	*	*	*	*	*	*	*
收益再投資	Reinvestment of earnings	44,702	94,178	150,273	96,349	140,128	124,791	174,731
債務工具	Debt instruments	53,020	70,618	143,708	88,626	-97,078	16,309	-30,758
直接投資企業對 直接投資者	Direct investment enterprises to direct investor	27,645	32,409	51,115	73,763	-67,727	2,259	38,231
直接投資者對 直接投資企業	Direct investor to direct investment enterprises	1,020	8,499	74,086	7,663	-3,494	1,456	-92,593
聯屬企業之間	Between fellow enterprises	24,355	29,711	18,507	7,200	-25,858	12,595	23,604
證券投資	Portfolio investment	171,018	256,755	190,689	-322,107	-302,592	-264,490	-303,037
資產	Assets	197,383	-197,443	-171,781	-313,091	-294,178	-275,323	-334,560
股權和投資 基金份額	Equity and investment fund shares	65,827	-235,373	-137,308	-176,992	-123,029	-77,666	-237,717
銀行	Banks	398	-232	-186	71	-205	-1,087	-5,959
其他界別	Other sectors	65,429	-235,141	-137,122	-177,062	-122,824	-76,578	-231,758
債務證券	Debt securities	131,556	37,929	-34,472	-136,100	-171,149	-197,657	-96,844
銀行	Banks	68,415	-21,248	-114,365	-122,580	-158,809	-88,122	-38,199
短期	Short-term	6,212	11,575	2,684	-2,746	1,368	-7,604	-27,442
長期	Long-term	62,203	-32,823	-117,049	-119,834	-160,177	-80,518	-10,757
其他界別	Other sectors	63,141	59,177	79,893	-13,520	-12,340	-109,535	-58,644
短期	Short-term	2,137	-8,400	-2,129	-12,094	1,479	-5,076	-950
長期	Long-term	61,004	67,577	82,021	-1,425	-13,818	-104,459	-57,694

表 3 (續) 資本及金融賬戶
Table 3 (cont'd) Capital and financial account

百萬港元
HK\$ million

標準組成部分	Standard component	2005	2006	2007	2008	2009	2010	2011
資本及金融賬戶	Capital and financial account	-151,195	-220,359	-260,392	-254,709	-144,532	-88,838	-90,389
資本賬戶	Capital account	-579	-765	-680	-1,958	-3,021	-4,436	-1,899
貸方	Credit	404	4	29	20	246	108	19
借方	Debit	-983	-770	-710	-1,978	-3,266	-4,544	-1,918
金融賬戶	Financial account	-150,616	-219,593	-259,711	-252,750	-141,511	-84,402	-88,490
非儲備性質的 金融資產	Financial non-reserve assets	-164,492	-144,213	-195,501	-28,774	470,987	-25,257	-1,707
直接投資	Direct investment	54,867	-20,698	-44,955	77,371	-28,421	-122,026	72,417
資產	Assets	-263,694	-369,562	-529,500	-444,623	-449,138	-764,596	-669,686
股權和投資 基金份額	Equity and investment fund shares	-241,273	-271,761	-385,514	-363,027	-480,229	-650,428	-597,070
除收益再投資 外的股權	Equity other than reinvestment of earnings	-85,890	-67,889	-97,917	-597	-99,378	-164,217	-61,855
直接投資者對 直接投資企業	Direct investor in direct investment enterprises	-85,890	-67,889	-97,917	-597	-99,378	-164,217	-61,855
直接投資企業對 直接投資者	Direct investment enterprises in direct investor	*	*	*	*	*	*	*
聯屬企業之間	Between fellow enterprises	*	*	*	*	*	*	*
收益再投資	Reinvestment of earnings	-155,384	-203,872	-287,597	-362,430	-380,851	-486,211	-535,215
債務工具	Debt instruments	-22,420	-97,801	-143,986	-81,595	31,091	-114,168	-72,616
直接投資者對 直接投資企業	Direct investor in direct investment enterprises	-5,759	-63,875	-137,059	-34,721	19,137	-102,999	-68,351
直接投資企業對 直接投資者	Direct investment enterprises in direct investor	-9,892	-3,087	-20,062	-21,518	1,929	38,514	6,157
聯屬企業之間	Between fellow enterprises	-6,769	-30,839	13,136	-25,356	10,025	-49,683	-10,421
負債	Liabilities	318,561	348,865	484,546	521,993	420,717	642,570	742,103
股權和投資 基金份額	Equity and investment fund shares	229,259	294,117	451,261	449,405	421,756	458,371	711,112
除收益再投資 外的股權	Equity other than reinvestment of earnings	30,888	16,498	46,854	81,515	57,804	-27,604	188,037
直接投資企業對 直接投資者	Direct investment enterprises to direct investor	30,888	16,498	46,854	81,515	57,804	-27,670	188,037
直接投資者對 直接投資企業	Direct investor to direct investment enterprises	*	*	*	*	*	*	*
聯屬企業之間	Between fellow enterprises	*	*	*	*	*	*	*
收益再投資	Reinvestment of earnings	198,371	277,619	404,407	367,890	363,952	485,975	523,075
債務工具	Debt instruments	89,302	54,747	33,284	72,588	-1,038	184,199	30,991
直接投資企業對 直接投資者	Direct investment enterprises to direct investor	30,459	45,538	32,259	36,767	8,259	70,311	-45,485
直接投資者對 直接投資企業	Direct investor to direct investment enterprises	37,020	-9,840	21,989	21,027	-1,902	69,542	60,570
聯屬企業之間	Between fellow enterprises	21,823	19,049	-20,964	14,795	-7,395	44,346	15,906
證券投資	Portfolio investment	-241,708	-203,731	-10,930	-281,141	-310,083	-442,460	4,005
資產	Assets	-315,159	-322,321	-600,846	-189,278	-393,632	-626,584	-126,848
股權和投資 基金份額	Equity and investment fund shares	-217,651	-121,967	-541,486	-143,659	-199,874	-365,079	-282,017
銀行	Banks	-12,018	-761	-1,814	12,063	378	-3,326	650
其他界別	Other sectors	-205,633	-121,206	-539,672	-155,722	-200,252	-361,753	-282,667
債務證券	Debt securities	-97,509	-200,355	-59,361	-45,619	-193,758	-261,506	155,169
銀行	Banks	-62,445	-200,912	-37,840	-104,630	-30,738	-179,842	-3,128
短期	Short-term	2,321	-141,010	-58,621	-156,793	179,439	-215,887	-282,820
長期	Long-term	-64,765	-59,902	20,781	52,163	-210,177	36,045	279,692
其他界別	Other sectors	-35,064	558	-21,521	59,011	-163,020	-81,664	158,297
短期	Short-term	-15,767	-3,400	10,622	-36,599	-57,610	-8,151	36,648
長期	Long-term	-19,297	3,958	-32,142	95,610	-105,410	-73,513	121,649

表 3 (續) 資本及金融賬戶
Table 3 (cont'd) Capital and financial account

百萬港元
HK\$ million

標準組成部分	Standard component	1998	1999	2000	2001	2002	2003	2004
<i>負債</i>	<i>Liabilities</i>	-26,365	454,199	362,470	-9,016	-8,414	10,833	31,523
股權和投資 基金份額	Equity and investment fund shares	-16,287	469,321	366,121	-6,635	10,887	44,921	15,416
銀行	Banks	-2,017	17,119	12,933	-115	3,577	2,704	-3,093
其他界別	Other sectors	-14,270	452,202	353,188	-6,520	7,310	42,217	18,509
債務證券	Debt securities	-10,078	-15,123	-3,651	-2,380	-19,301	-34,088	16,108
銀行	Banks	-6,615	-1,352	-3,411	1,617	2,962	-18,087	8,982
短期	Short-term	-1,448	5,429	-465	4,297	80	-2,063	1,402
長期	Long-term	-5,167	-6,781	-2,947	-2,680	2,882	-16,023	7,580
其他界別	Other sectors	-3,463	-13,771	-239	-3,997	-22,263	-16,001	7,125
短期	Short-term	-692	5,641	-3,144	869	-19,060	-2,299	-405
長期	Long-term	-2,771	-19,411	2,905	-4,866	-3,203	-13,702	7,531
金融衍生工具	Financial derivatives	25,550	79,225	1,661	39,640	51,563	78,288	44,319
<i>資產</i>	<i>Assets</i>	83,936	164,638	65,809	140,147	156,252	233,682	160,444
銀行	Banks	77,809	147,094	55,687	131,100	144,494	215,460	148,261
其他界別	Other sectors	6,127	17,544	10,122	9,047	11,758	18,222	12,183
<i>負債</i>	<i>Liabilities</i>	-58,386	-85,412	-64,148	-100,507	-104,689	-155,394	-116,125
銀行	Banks	-49,005	-74,399	-61,404	-97,271	-97,175	-141,408	-103,211
其他界別	Other sectors	-9,381	-11,014	-2,744	-3,236	-7,515	-13,986	-12,914
其他投資	Other investment	-226,954	-390,166	-157,505	164,827	189,892	-800	221,095
<i>資產</i>	<i>Assets</i>	916,209	302,637	162,896	454,239	374,516	-176,482	-276,153
貨幣和存款	Currency and deposits	88,790	-18,860	-154,574	229,283	330,913	-209,008	-220,949
銀行	Banks	-42,251	-38,554	-141,923	256,789	345,210	-169,784	-262,138
其他界別	Other sectors	131,041	19,694	-12,652	-27,506	-14,297	-39,225	41,189
貸款	Loans	832,467	334,524	331,803	211,699	38,085	39,179	-51,930
銀行	Banks	827,987	303,083	328,293	220,540	6,025	35,540	-43,615
其他界別	Other sectors	4,480	31,441	3,510	-8,841	32,060	3,640	-8,315
貿易信貸和預付款	Trade credit and advances	-1,231	-3,902	-5,787	432	-9,170	-4,246	-7,401
其他資產	Other assets	-3,817	-9,125	-8,546	12,824	14,688	-2,407	4,127
銀行	Banks	2,534	106	-592	1,919	198	148	2,087
其他界別	Other sectors	-6,351	-9,231	-7,954	10,905	14,490	-2,555	2,040
<i>負債</i>	<i>Liabilities</i>	-1,143,163	-692,802	-320,401	-289,412	-184,624	175,682	497,248
貨幣和存款	Currency and deposits	-1,155,274	-653,344	-334,941	-289,287	-118,979	161,779	440,283
銀行	Banks	-1,149,402	-652,654	-335,030	-289,260	-118,933	161,922	439,672
其他界別	Other sectors	-5,872	-689	89	-26	-46	-144	611
貸款	Loans	3,654	-44,287	6,028	4,534	-78,844	2,224	47,433
銀行	Banks	-2,232	-13,115	-9,942	-44,949	-45,759	-7,255	11,499
其他界別	Other sectors	5,886	-31,171	15,969	49,483	-33,085	9,479	35,934
貿易信貸和預付款	Trade credit and advances	-1,725	2,633	5,614	-2,642	6,951	7,744	12,931
其他負債	Other liabilities	10,182	2,195	2,897	-2,018	6,247	3,935	-3,400
銀行	Banks	554	898	220	-252	1,265	1,803	-5,267
其他界別	Other sectors	9,628	1,296	2,677	-1,766	4,981	2,132	1,867
儲備資產	Reserve assets	40,165	-49,921	-100,160	-30,131	11,030	2,209	-20,950

表 3 (續) 資本及金融賬戶
Table 3 (cont'd) Capital and financial account

百萬港元
HK\$ million

標準組成部分	Standard component	2005	2006	2007	2008	2009	2010	2011
<i>負債</i>	<i>Liabilities</i>	73,452	118,591	589,916	-91,863	83,549	184,125	130,853
股權和投資 基金份額	Equity and investment fund shares	77,363	112,270	340,081	135,787	73,237	143,455	76,366
銀行	Banks	-5,581	8,355	16,619	-10,926	-3,274	-3,932	-8,203
其他界別	Other sectors	82,944	103,915	323,462	146,713	76,510	147,387	84,569
債務證券	Debt securities	-3,912	6,321	249,835	-227,649	10,312	40,669	54,487
銀行	Banks	7,966	-2,931	175,742	-167,652	-2,144	7,157	22,223
短期	Short-term	1,058	-338	166,110	-163,195	-3,581	8,344	13,663
長期	Long-term	6,908	-2,594	9,632	-4,457	1,437	-1,187	8,560
其他界別	Other sectors	-11,878	9,252	74,093	-59,998	12,456	33,512	32,264
短期	Short-term	121	651	284	-1,199	854	2,935	2,097
長期	Long-term	-11,999	8,601	73,809	-58,798	11,603	30,577	30,167
金融衍生工具	Financial derivatives	30,502	25,925	43,534	63,338	24,560	18,677	22,937
<i>資產</i>	<i>Assets</i>	161,784	150,992	232,608	533,854	376,298	278,919	333,508
銀行	Banks	140,690	126,320	193,055	483,855	354,070	255,225	315,398
其他界別	Other sectors	21,094	24,672	39,553	49,999	22,228	23,694	18,110
<i>負債</i>	<i>Liabilities</i>	-131,282	-125,068	-189,074	-470,517	-351,738	-260,242	-310,571
銀行	Banks	-119,005	-110,853	-152,616	-455,654	-348,311	-252,277	-296,436
其他界別	Other sectors	-12,277	-14,215	-36,458	-14,863	-3,427	-7,965	-14,134
其他投資	Other investment	-8,154	54,291	-183,150	111,659	784,930	520,552	-101,066
<i>資產</i>	<i>Assets</i>	-133,760	-500,198	-1,402,319	401,102	643,859	-540,318	-737,823
貨幣和存款	Currency and deposits	-109,858	-462,175	-996,296	280,564	464,433	-259,592	-279,579
銀行	Banks	-20,312	-407,364	-716,612	298,926	395,503	-173,397	-231,634
其他界別	Other sectors	-89,546	-54,811	-279,684	-18,362	68,930	-86,196	-47,946
貸款	Loans	-13,614	-21,356	-330,797	97,201	200,695	-272,117	-433,999
銀行	Banks	-10,183	-23,671	-242,368	-65,980	172,779	-275,019	-439,346
其他界別	Other sectors	-3,431	2,315	-88,428	163,181	27,916	2,903	5,347
貿易信貸和預付款	Trade credit and advances	-10,624	360	-16,404	-8,584	-16,421	-11,714	-17,984
其他資產	Other assets	336	-17,027	-58,822	31,921	-4,849	3,105	-6,261
銀行	Banks	-2,422	-13,427	-9,771	1,059	3,629	-2,339	-12,755
其他界別	Other sectors	2,758	-3,601	-49,051	30,862	-8,478	5,444	6,493
<i>負債</i>	<i>Liabilities</i>	125,606	554,490	1,219,169	-289,443	141,072	1,060,870	636,757
貨幣和存款	Currency and deposits	46,294	409,059	1,014,532	-25,972	73,001	906,303	498,990
銀行	Banks	45,476	406,184	1,009,346	-20,463	76,840	906,226	501,602
其他界別	Other sectors	818	2,875	5,186	-5,508	-3,839	77	-2,613
貸款	Loans	64,489	155,959	110,587	-247,640	71,578	115,246	118,003
銀行	Banks	-5,318	-6,955	8,553	18,511	-9,415	22,261	30,689
其他界別	Other sectors	69,807	162,913	102,033	-266,150	80,993	92,984	87,314
貿易信貸和預付款	Trade credit and advances	5,384	-11,939	717	3,110	3,235	33,837	3,968
其他負債	Other liabilities	9,440	1,411	93,333	-18,942	-6,743	5,485	15,797
銀行	Banks	2,436	3,927	15,249	8,419	-12,181	5,393	12,285
其他界別	Other sectors	7,004	-2,516	78,083	-27,360	5,438	92	3,511
儲備資產	Reserve assets	13,876	-75,381	-64,211	-223,976	-612,498	-59,145	-86,783

表 3 (續) 資本及金融賬戶
Table 3 (cont'd) Capital and financial account

百萬港元
HK\$ million

標準組成部分	Standard component	1999 第一季 1st Qtr	1999 第二季 2nd Qtr	1999 第三季 3rd Qtr	1999 第四季 4th Qtr	2000 第一季 1st Qtr	2000 第二季 2nd Qtr	2000 第三季 3rd Qtr
資本及金融賬戶	Capital and financial account	-10,540	-20,500	-20,569	-27,762	-9,786	-14,194	-14,109
資本賬戶	Capital account	-15	1	18	185	-220	398	-86
貸方	Credit	13	7	23	223	1	412	5
借方	Debit	-28	-6	-5	-37	-221	-14	-92
金融賬戶	Financial account	-10,524	-20,500	-20,587	-27,948	-9,566	-14,592	-14,022
非儲備性質的 金融資產	Financial non-reserve assets	-15,612	-17,756	-5,329	9,059	-17,506	25,760	16,672
直接投資	Direct investment	5,895	-29,057	-16,887	64,597	5,549	54,970	17,205
資產	Assets							
股權和投資 基金份額	Equity and investment fund shares	-39,168	-81,331	-69,503	17,854	-71,041	-124,481	-34,127
除收益再投資 外的股權	Equity other than reinvestment of earnings	-15,155	-8,792	-17,316	38,277	-10,351	-95,697	-14,442
直接投資者對 直接投資企業	Direct investor in direct investment enterprises	-15,155	-8,792	-17,316	38,277	-10,351	-95,697	-14,442
直接投資企業對 直接投資者	Direct investment enterprises in direct investor	*	*	*	*	*	*	*
聯屬企業之間	Between fellow enterprises	*	*	*	*	*	*	*
收益再投資	Reinvestment of earnings	-16,150	-19,840	-20,967	-5,224	-27,602	-21,836	-17,792
債務工具	Debt instruments	-7,863	-52,698	-31,220	-15,198	-33,088	-6,949	-1,894
直接投資者對 直接投資企業	Direct investor in direct investment enterprises	-6,151	-44,484	-31,264	-22,524	-20,081	6,417	9,317
直接投資企業對 直接投資者	Direct investment enterprises in direct investor	-1,581	-3,120	819	2,169	-12,054	-5,723	-3,911
聯屬企業之間	Between fellow enterprises	-130	-5,094	-775	5,157	-953	-7,643	-7,299
負債	Liabilities							
股權和投資 基金份額	Equity and investment fund shares	25,646	20,149	44,168	36,114	51,580	106,452	27,753
除收益再投資 外的股權	Equity other than reinvestment of earnings	940	953	14,562	15,442	7,999	71,710	-15,714
直接投資企業對 直接投資者	Direct investment enterprises to direct investor	739	1,033	14,562	15,442	7,999	71,710	-15,714
直接投資者對 直接投資企業	Direct investor to direct investment enterprises	201	-80	*	*	*	*	*
聯屬企業之間	Between fellow enterprises	*	*	*	*	*	*	*
收益再投資	Reinvestment of earnings	24,706	19,196	29,606	20,671	43,581	34,742	43,466
債務工具	Debt instruments	19,416	32,125	8,448	10,629	25,009	73,000	23,580
直接投資企業對 直接投資者	Direct investment enterprises to direct investor	7,340	14,283	4,187	6,599	13,249	10,783	16,131
直接投資者對 直接投資企業	Direct investor to direct investment enterprises	3,326	8,078	1,396	-4,301	7,177	56,112	-165
聯屬企業之間	Between fellow enterprises	8,751	9,764	2,865	8,331	4,583	6,104	7,614
證券投資	Portfolio investment	28,346	18,599	121,718	88,093	61,251	6,328	8,128
資產	Assets							
股權和投資 基金份額	Equity and investment fund shares	-15,692	-154,343	-21,015	-44,323	-29,462	-70,080	29,260
銀行	Banks	-104	-64	-19	-44	-42	-107	*
其他界別	Other sectors	-15,588	-154,278	-20,996	-44,279	-29,420	-69,974	29,260
債務證券	Debt securities	-30,338	69,926	37,603	-39,262	36,236	-36,482	-15,317
銀行	Banks	-9,440	-5,268	-6,634	94	-27,421	-23,785	-48,560
短期	Short-term	-697	993	-5,953	17,231	5,259	-8,197	-11,955
長期	Long-term	-8,743	-6,262	-681	-17,137	-32,680	-15,588	-36,604
其他界別	Other sectors	-20,898	75,194	44,237	-39,356	63,657	-12,698	33,243
短期	Short-term	-379	1,829	-4,690	-5,159	-1,397	3,429	-3,225
長期	Long-term	-20,519	73,366	48,928	-34,198	65,054	-16,127	36,468

表 3 (續)

資本及金融賬戶

Table 3 (cont'd)

Capital and financial account

百萬港元
HK\$ million

標準組成部分	Standard component	2000 第四季 4th Qtr	2001 第一季 1st Qtr	2001 第二季 2nd Qtr	2001 第三季 3rd Qtr	2001 第四季 4th Qtr	2002 第一季 1st Qtr	2002 第二季 2nd Qtr
資本及金融賬戶	Capital and financial account	-23,234	-10,968	-1,018	-24,294	-26,095	-29,199	-14,822
資本賬戶	Capital account	-19	-236	-41	-92	-63	-240	-6,143
貸方	Credit	4	40	1	0	0	0	2
借方	Debit	-23	-275	-42	-92	-63	-240	-6,144
金融賬戶	Financial account	-23,215	-10,733	-977	-24,202	-26,032	-28,960	-8,680
非儲備性質的 金融資產	Financial non-reserve assets	13,839	48,006	10,821	-45,176	-45,463	-17,896	-8,858
直接投資	Direct investment	-73,804	52,346	37,650	1,606	-5,774	-20,329	34,611
資產	Assets	-315,767	-47,438	-28,921	-67,466	-14,379	-42,788	-22,363
股權和投資 基金份額	Equity and investment fund shares	-291,490	-26,513	-36,323	-40,227	-14,964	-40,281	-41,650
除收益再投資 外的股權	Equity other than reinvestment of earnings	-277,320	-4,178	-3,568	-7,615	514	-10,650	-14,203
直接投資者對 直接投資企業	Direct investor in direct investment enterprises	-277,320	-4,178	-3,568	-7,615	514	-10,650	-14,203
直接投資企業對 直接投資者	Direct investment enterprises in direct investor	*	*	*	*	*	*	*
聯屬企業之間	Between fellow enterprises	*	*	*	*	*	*	*
收益再投資	Reinvestment of earnings	-14,170	-22,335	-32,755	-32,612	-15,478	-29,631	-27,448
債務工具	Debt instruments	-24,277	-20,925	7,402	-27,240	585	-2,508	19,287
直接投資者對 直接投資企業	Direct investor in direct investment enterprises	-11,867	-15,735	16,043	-23,630	-7,124	12,275	7,743
直接投資企業對 直接投資者	Direct investment enterprises in direct investor	-11,835	-4,735	-7,771	-6,547	2,766	3,891	6,952
聯屬企業之間	Between fellow enterprises	-576	-454	-871	2,937	4,943	-18,673	4,593
負債	Liabilities	241,964	99,784	66,571	69,073	8,605	22,460	56,974
股權和投資 基金份額	Equity and investment fund shares	219,844	52,678	39,284	40,627	22,816	49,766	32,600
除收益再投資 外的股權	Equity other than reinvestment of earnings	191,360	18,869	1,610	614	37,964	7,311	2,115
直接投資企業對 直接投資者	Direct investment enterprises to direct investor	191,360	18,869	1,610	614	37,964	7,311	2,115
直接投資者對 直接投資企業	Direct investor to direct investment enterprises	*	*	*	*	*	*	*
聯屬企業之間	Between fellow enterprises	*	*	*	*	*	*	*
收益再投資	Reinvestment of earnings	28,484	33,809	37,674	40,013	-15,148	42,456	30,486
債務工具	Debt instruments	22,119	47,105	27,286	28,446	-14,211	-27,307	24,374
直接投資企業對 直接投資者	Direct investment enterprises to direct investor	10,952	47,203	13,709	11,483	1,368	-68,766	2,712
直接投資者對 直接投資企業	Direct investor to direct investment enterprises	10,961	2,526	5,201	9,272	-9,335	39,683	822
聯屬企業之間	Between fellow enterprises	207	-2,623	8,377	7,690	-6,244	1,776	20,840
證券投資	Portfolio investment	114,983	-111,551	-35,479	-82,513	-92,564	-4,239	-113,407
資產	Assets	-85,936	-80,909	-68,283	-47,153	-116,747	-23,686	-121,126
股權和投資 基金份額	Equity and investment fund shares	-67,026	-77,132	-11,436	-42,468	-45,957	-25,089	-37,825
銀行	Banks	-38	-50	46	-10	85	-83	-101
其他界別	Other sectors	-66,988	-77,081	-11,482	-42,457	-46,042	-25,006	-37,725
債務證券	Debt securities	-18,910	-3,777	-56,847	-4,685	-70,790	1,403	-83,300
銀行	Banks	-14,600	-27,529	-61,497	-13,473	-20,081	-10,077	-93,270
短期	Short-term	17,577	795	-10,141	26,203	-19,603	21,729	-27,965
長期	Long-term	-32,176	-28,324	-51,355	-39,676	-479	-31,806	-65,305
其他界別	Other sectors	-4,310	23,752	4,649	8,788	-50,709	11,480	9,970
短期	Short-term	-936	6,100	900	618	-19,712	3,214	446
長期	Long-term	-3,374	17,651	3,749	8,170	-30,996	8,266	9,523

表 3 (續) 資本及金融賬戶
Table 3 (cont'd) Capital and financial account

百萬港元
HK\$ million

標準組成部分 Standard component		1999	1999	1999	1999	2000	2000	2000
		第一季 1st Qtr	第二季 2nd Qtr	第三季 3rd Qtr	第四季 4th Qtr	第一季 1st Qtr	第二季 2nd Qtr	第三季 3rd Qtr
<i>負債</i>	<i>Liabilities</i>	74,376	103,016	105,129	171,678	54,477	112,891	-5,816
股權和投資 基金份額	Equity and investment fund shares	64,715	113,612	90,845	200,149	54,300	112,831	-5,209
銀行	Banks	3,843	5,410	3,013	4,852	-4,240	2,327	3,348
其他界別	Other sectors	60,872	108,202	87,832	195,296	58,540	110,504	-8,557
債務證券	Debt securities	9,661	-10,596	14,284	-28,470	176	60	-607
銀行	Banks	1,260	2,221	-4,645	-188	-352	2,431	-769
短期	Short-term	1,085	3,896	-218	666	95	3,146	-507
長期	Long-term	175	-1,675	-4,427	-854	-447	-714	-261
其他界別	Other sectors	8,401	-12,817	18,928	-28,283	528	-2,372	162
短期	Short-term	3,131	-4,679	5,849	1,340	-3,466	-980	994
長期	Long-term	5,269	-8,138	13,079	-29,623	3,995	-1,392	-833
金融衍生工具	Financial derivatives	-13,166	85,318	-32,479	39,552	-37,924	17,539	-1,134
<i>資產</i>	<i>Assets</i>	16,398	87,909	13,698	46,633	6,218	23,327	8,961
銀行	Banks	11,728	86,866	2,221	46,279	6,175	22,406	5,290
其他界別	Other sectors	4,670	1,043	11,478	353	43	921	3,671
<i>負債</i>	<i>Liabilities</i>	-29,564	-2,590	-46,177	-7,081	-44,142	-5,788	-10,095
銀行	Banks	-25,101	-2,248	-45,800	-1,250	-43,809	-5,581	-9,404
其他界別	Other sectors	-4,463	-342	-377	-5,831	-333	-206	-691
其他投資	Other investment	-36,687	-92,617	-77,680	-183,182	-46,381	-53,077	-7,526
<i>資產</i>	<i>Assets</i>	336,008	80,762	-57,467	-56,666	46,948	92,256	53,355
貨幣和存款	Currency and deposits	139,773	-2,768	-89,656	-66,208	-45,639	-611	-7,448
銀行	Banks	107,875	-1,643	-79,079	-65,707	-28,276	12,343	-14,717
其他界別	Other sectors	31,897	-1,125	-10,577	-501	-17,363	-12,954	7,268
貸款	Loans	198,046	90,311	30,293	15,874	93,144	93,626	72,654
銀行	Banks	201,311	56,339	25,432	20,000	92,868	93,254	70,953
其他界別	Other sectors	-3,265	33,972	4,861	-4,127	276	372	1,701
貿易信貸和預付款	Trade credit and advances	-306	-2,590	-959	-48	-191	-3,404	128
其他資產	Other assets	-1,505	-4,192	2,855	-6,284	-366	2,644	-11,978
銀行	Banks	-957	-2,413	1,692	1,784	-265	449	-835
其他界別	Other sectors	-548	-1,779	1,164	-8,067	-101	2,195	-11,144
<i>負債</i>	<i>Liabilities</i>	-372,695	-173,379	-20,213	-126,516	-93,329	-145,333	-60,881
貨幣和存款	Currency and deposits	-381,371	-143,879	-41,955	-86,138	-105,538	-148,653	-59,786
銀行	Banks	-381,135	-144,343	-42,122	-85,055	-106,524	-147,447	-60,148
其他界別	Other sectors	-236	464	167	-1,083	986	-1,206	362
貸款	Loans	7,074	-33,140	18,735	-36,955	10,858	1,520	-2,393
銀行	Banks	-7,079	-19,600	12,349	1,215	9,904	2,094	-15,074
其他界別	Other sectors	14,153	-13,539	6,386	-38,171	953	-574	12,681
貿易信貸和預付款	Trade credit and advances	-1,211	2,416	3,924	-2,495	-776	1,302	540
其他負債	Other liabilities	2,814	1,224	-917	-927	2,126	500	758
銀行	Banks	316	1,062	486	-965	560	300	80
其他界別	Other sectors	2,499	162	-1,403	38	1,566	199	678
儲備資產	Reserve assets	5,088	-2,744	-15,258	-37,007	7,939	-40,352	-30,694

表 3 (續) 資本及金融賬戶
Table 3 (cont'd) Capital and financial account

百萬港元
HK\$ million

標準組成部分	Standard component	2000 第四季 4th Qtr	2001 第一季 1st Qtr	2001 第二季 2nd Qtr	2001 第三季 3rd Qtr	2001 第四季 4th Qtr	2002 第一季 1st Qtr	2002 第二季 2nd Qtr
<i>負債</i>	<i>Liabilities</i>	200,918	-30,643	32,804	-35,360	24,183	19,447	7,719
股權和投資 基金份額	Equity and investment fund shares	204,198	-43,812	25,790	-20,457	31,844	17,381	2,893
銀行	Banks	11,497	-816	3,223	-769	-1,752	1,740	838
其他界別	Other sectors	192,701	-42,996	22,568	-19,687	33,596	15,641	2,055
債務證券	Debt securities	-3,279	13,170	7,014	-14,903	-7,661	2,066	4,826
銀行	Banks	-4,722	3,788	3,871	-6,362	320	1,483	881
短期	Short-term	-3,198	-398	5,180	-856	370	-697	1,249
長期	Long-term	-1,524	4,186	-1,309	-5,506	-51	2,180	-368
其他界別	Other sectors	1,443	9,381	3,142	-8,541	-7,980	582	3,945
短期	Short-term	308	1,111	-135	-512	405	2,463	-1,488
長期	Long-term	1,135	8,271	3,277	-8,028	-8,386	-1,881	5,434
金融衍生工具	Financial derivatives	23,180	-7,166	12,829	25,335	8,642	2,769	24,412
<i>資產</i>	<i>Assets</i>	27,303	27,436	40,173	50,739	21,798	46,460	40,413
銀行	Banks	21,816	26,109	38,809	49,408	16,775	45,978	33,536
其他界別	Other sectors	5,488	1,328	1,364	1,332	5,023	482	6,877
<i>負債</i>	<i>Liabilities</i>	-4,123	-34,603	-27,344	-25,404	-13,156	-43,691	-16,001
銀行	Banks	-2,610	-34,220	-26,599	-25,033	-11,419	-43,410	-12,286
其他界別	Other sectors	-1,513	-383	-744	-371	-1,737	-281	-3,715
其他投資	Other investment	-50,520	114,378	-4,179	10,395	44,233	3,903	45,526
<i>資產</i>	<i>Assets</i>	-29,662	39,810	148,053	114,827	151,549	120,362	47,487
貨幣和存款	Currency and deposits	-100,876	-13,133	72,382	46,388	123,646	84,646	85,368
銀行	Banks	-111,273	13,635	65,612	61,224	116,319	96,407	89,809
其他界別	Other sectors	10,397	-26,768	6,770	-14,836	7,327	-11,761	-4,441
貸款	Loans	72,379	48,461	73,845	67,678	21,715	28,566	-36,477
銀行	Banks	71,217	55,045	75,697	62,740	27,059	20,393	-10,030
其他界別	Other sectors	1,162	-6,585	-1,852	4,938	-5,343	8,173	-26,447
貿易信貸和預付款	Trade credit and advances	-2,320	-164	-124	-819	1,538	-1,491	-2,633
其他資產	Other assets	1,154	4,646	1,950	1,579	4,649	8,641	1,228
銀行	Banks	58	-100	-848	1,312	1,554	344	-1,759
其他界別	Other sectors	1,096	4,746	2,798	267	3,095	8,297	2,987
<i>負債</i>	<i>Liabilities</i>	-20,858	74,568	-152,233	-104,432	-107,316	-116,459	-1,961
貨幣和存款	Currency and deposits	-20,963	37,862	-162,421	-65,621	-99,106	-85,199	9,589
銀行	Banks	-20,911	37,848	-162,435	-65,541	-99,133	-84,927	9,214
其他界別	Other sectors	-52	13	14	-80	27	-272	375
貸款	Loans	-3,957	35,509	12,334	-41,891	-1,419	-35,044	-10,890
銀行	Banks	-6,866	-37,311	9,759	-8,320	-9,077	-47,519	228
其他界別	Other sectors	2,909	72,820	2,575	-33,571	7,658	12,474	-11,118
貿易信貸和預付款	Trade credit and advances	4,548	-2,162	-202	-98	-179	1,081	300
其他負債	Other liabilities	-486	3,359	-1,943	3,178	-6,612	2,703	-961
銀行	Banks	-721	1,490	-2,158	1,977	-1,561	2,242	-590
其他界別	Other sectors	235	1,869	215	1,201	-5,051	461	-371
儲備資產	Reserve assets	-37,053	-58,738	-11,798	20,974	19,431	-11,063	179

表 3 (續) 資本及金融賬戶
Table 3 (cont'd) Capital and financial account

百萬港元
HK\$ million

標準組成部分	Standard component	2002 第三季 3rd Qtr	2002 第四季 4th Qtr	2003 第一季 1st Qtr	2003 第二季 2nd Qtr	2003 第三季 3rd Qtr	2003 第四季 4th Qtr	2004 第一季 1st Qtr
資本及金融賬戶	Capital and financial account	-29,971	-56,836	-33,393	-7,121	-53,576	-46,353	-24,718
資本賬戶	Capital account	-196	-49	-278	-52	-53	-226	-235
貸方	Credit	1	13	1	0	0	20	8
借方	Debit	-197	-62	-279	-52	-53	-246	-243
金融賬戶	Financial account	-29,776	-56,787	-33,115	-7,069	-53,523	-46,127	-24,483
非儲備性質的 金融資產	Financial non-reserve assets	-43,910	-64,568	-22,337	-39,277	-59,396	-21,034	10,771
直接投資	Direct investment	-40,825	-47,553	1,273	-878	45,329	-766	-110,182
資產	Assets	-71,975	10,403	-46,804	-24,815	-46,002	17,737	-72,612
股權和投資 基金份額	Equity and investment fund shares	-56,367	11,682	-30,554	-20,336	-36,578	-15,188	-47,329
除收益再投資 外的股權	Equity other than reinvestment of earnings	-56,950	991	-5,371	-10,608	-4,482	-12,579	-9,711
直接投資者對 直接投資企業	Direct investor in direct investment enterprises	-56,950	991	-5,371	-10,608	-4,482	-12,579	-9,711
直接投資企業對 直接投資者	Direct investment enterprises in direct investor	*	*	*	*	*	*	*
聯屬企業之間	Between fellow enterprises	*	*	*	*	*	*	*
收益再投資	Reinvestment of earnings	583	10,691	-25,183	-9,728	-32,095	-2,609	-37,619
債務工具	Debt instruments	-15,608	-1,279	-16,250	-4,479	-9,424	32,925	-25,283
直接投資者對 直接投資企業	Direct investor in direct investment enterprises	7,445	*	1,334	-8,429	7,657	6,752	-10,073
直接投資企業對 直接投資者	Direct investment enterprises in direct investor	-11,905	-207	-10,842	5,001	-10,973	14,537	-8,708
聯屬企業之間	Between fellow enterprises	-11,148	-1,072	-6,742	-1,051	-6,109	11,636	-6,501
負債	Liabilities	31,150	-57,955	48,077	23,937	91,331	-18,503	-37,570
股權和投資 基金份額	Equity and investment fund shares	60,916	6,424	28,226	37,192	39,837	23,278	53,729
除收益再投資 外的股權	Equity other than reinvestment of earnings	9,785	-9,632	3,123	8,681	751	-8,813	1,726
直接投資企業對 直接投資者	Direct investment enterprises to direct investor	9,785	-9,632	3,123	8,681	751	-8,813	1,726
直接投資者對 直接投資企業	Direct investor to direct investment enterprises	*	*	*	*	*	*	*
聯屬企業之間	Between fellow enterprises	*	*	*	*	*	*	*
收益再投資	Reinvestment of earnings	51,130	16,056	25,103	28,511	39,086	32,091	52,003
債務工具	Debt instruments	-29,766	-64,380	19,851	-13,255	51,494	-41,781	-91,299
直接投資企業對 直接投資者	Direct investment enterprises to direct investor	15,268	-16,940	6,222	-9,157	28,375	-23,181	-1,446
直接投資者對 直接投資企業	Direct investor to direct investment enterprises	-6,354	-37,645	1,560	1,344	484	-1,932	-87,357
聯屬企業之間	Between fellow enterprises	-38,679	-9,794	12,070	-5,442	22,635	-16,668	-2,497
證券投資	Portfolio investment	-88,105	-96,840	-66,301	-26,033	-85,897	-86,258	-166,879
資產	Assets	-65,882	-83,483	-70,381	-24,960	-76,336	-103,646	-169,432
股權和投資 基金份額	Equity and investment fund shares	-46,255	-13,859	-37,378	6,408	-24,641	-22,055	-126,150
銀行	Banks	-21	*	-751	-283	100	-153	-527
其他界別	Other sectors	-46,234	-13,859	-36,627	6,690	-24,741	-21,902	-125,623
債務證券	Debt securities	-19,627	-69,624	-33,003	-31,367	-51,696	-81,591	-43,282
銀行	Banks	-11,379	-44,083	-20,570	-13,615	-8,876	-45,061	-19,063
短期	Short-term	12,133	-4,529	9,141	898	6,834	-24,476	-15,470
長期	Long-term	-23,512	-39,554	-29,711	-14,513	-15,710	-20,585	-3,593
其他界別	Other sectors	-8,248	-25,542	-12,433	-17,752	-42,820	-36,530	-24,219
短期	Short-term	-2,155	-27	-5,844	2,679	1,122	-3,033	-937
長期	Long-term	-6,094	-25,515	-6,589	-20,432	-43,942	-33,497	-23,281

表 3 (續) 資本及金融賬戶
Table 3 (cont'd) Capital and financial account

百萬港元
HK\$ million

標準組成部分	Standard component	2004 第二季 2nd Qtr	2004 第三季 3rd Qtr	2004 第四季 4th Qtr	2005 第一季 1st Qtr	2005 第二季 2nd Qtr	2005 第三季 3rd Qtr	2005 第四季 4th Qtr
資本及金融賬戶	Capital and financial account	-19,634	-52,642	-74,942	-37,172	-37,541	-28,681	-47,801
資本賬戶	Capital account	-73	-60	-201	-161	-374	9	-54
貸方	Credit	1	0	1	99	98	109	98
借方	Debit	-74	-60	-202	-260	-472	-100	-152
金融賬戶	Financial account	-19,561	-52,581	-74,741	-37,011	-37,167	-28,690	-47,748
非儲備性質的 金融資產	Financial non-reserve assets	-25,217	-88,558	-47,413	-55,152	-46,594	-20,019	-42,728
直接投資	Direct investment	20,382	-98,860	75,866	37,428	18,198	-32,440	31,681
資產	Assets							
股權和投資 基金份額	Equity and investment fund shares	-32,455	-189,137	8,396	-52,734	-42,608	-112,904	-55,448
除收益再投資 外的股權	Equity other than reinvestment of earnings	-24,675	-59,918	-18,468	-18,013	-20,728	-16,649	-30,500
直接投資者對 直接投資企業	Direct investor in direct investment enterprises	-24,675	-59,918	-18,468	-18,013	-20,728	-16,649	-30,500
直接投資企業對 直接投資者	Direct investment enterprises in direct investor		*	*	*	*	*	*
聯屬企業之間	Between fellow enterprises		*	*	*	*	*	*
收益再投資	Reinvestment of earnings	-18,837	-12,732	-1,542	-47,279	-36,157	-38,474	-33,474
債務工具	Debt instruments	11,057	-116,488	28,406	12,558	14,276	-57,781	8,527
直接投資者對 直接投資企業	Direct investor in direct investment enterprises	10,012	-104,151	40,463	7,589	-5,128	-25,755	17,535
直接投資企業對 直接投資者	Direct investment enterprises in direct investor	3,517	-4,509	-8,590	1,380	15,039	-21,243	-5,069
聯屬企業之間	Between fellow enterprises	-2,472	-7,828	-3,467	3,588	4,364	-10,782	-3,939
負債	Liabilities							
股權和投資 基金份額	Equity and investment fund shares	30,670	56,336	63,037	54,628	59,157	60,102	55,372
除收益再投資 外的股權	Equity other than reinvestment of earnings	2,166	19,552	5,598	340	21,162	3,388	5,998
直接投資企業對 直接投資者	Direct investment enterprises to direct investor	2,166	19,552	5,598	340	21,162	3,388	5,998
直接投資者對 直接投資企業	Direct investor to direct investment enterprises		*	*	*	*	*	*
聯屬企業之間	Between fellow enterprises		*	*	*	*	*	*
收益再投資	Reinvestment of earnings	28,504	36,784	57,440	54,288	37,994	56,714	49,374
債務工具	Debt instruments	22,167	33,941	4,433	35,534	1,650	20,362	31,757
直接投資企業對 直接投資者	Direct investment enterprises to direct investor	13,046	18,098	8,534	20,740	-6,579	3,548	12,748
直接投資者對 直接投資企業	Direct investor to direct investment enterprises	2,177	24	-7,437	541	5,532	16,584	14,364
聯屬企業之間	Between fellow enterprises	6,945	15,819	3,337	14,253	2,696	230	4,645
證券投資	Portfolio investment	-130,173	-62,676	56,691	-61,746	-140,795	-31,268	-7,900
資產	Assets							
股權和投資 基金份額	Equity and investment fund shares	-64,712	-64,728	17,873	-38,452	-67,593	-51,329	-60,276
銀行	Banks	-5,588	69	87	1,020	-3,013	-4,037	-5,988
其他界別	Other sectors	-59,124	-64,797	17,786	-39,473	-64,580	-47,292	-54,289
債務證券	Debt securities	-36,920	-14,777	-1,865	-18,260	-81,125	-14,482	16,358
銀行	Banks	-1,026	-17,033	-1,077	2,544	-55,472	-16,705	7,188
短期	Short-term	-3,189	-10,487	1,704	14,394	-18,240	-4,392	10,560
長期	Long-term	2,162	-6,546	-2,780	-11,850	-37,232	-12,312	-3,372
其他界別	Other sectors	-35,893	2,256	-789	-20,804	-25,653	2,223	9,170
短期	Short-term	-2,209	1,210	986	-5,906	-9,471	-341	-49
長期	Long-term	-33,684	1,046	-1,775	-14,898	-16,182	2,564	9,219

表 3 (續) 資本及金融賬戶
Table 3 (cont'd) Capital and financial account

百萬港元
HK\$ million

標準組成部分	Standard component	2002 第三季 3rd Qtr	2002 第四季 4th Qtr	2003 第一季 1st Qtr	2003 第二季 2nd Qtr	2003 第三季 3rd Qtr	2003 第四季 4th Qtr	2004 第一季 1st Qtr
<i>負債</i>	<i>Liabilities</i>	-22,223	-13,357	4,080	-1,074	-9,561	17,387	2,553
股權和投資 基金份額	Equity and investment fund shares	-10,522	1,135	176	4,120	20,359	20,266	-42
銀行	Banks	1,090	-91	-1,228	-1,415	3,027	2,320	-1,198
其他界別	Other sectors	-11,611	1,226	1,404	5,535	17,333	17,946	1,156
債務證券	Debt securities	-11,701	-14,492	3,904	-5,194	-29,920	-2,878	2,594
銀行	Banks	-1,313	1,911	7,174	-5,319	-19,695	-247	947
短期	Short-term	-1,184	712	592	-2,184	-225	-247	1,025
長期	Long-term	-129	1,199	6,582	-3,136	-19,470	*	-78
其他界別	Other sectors	-10,388	-16,402	-3,270	126	-10,226	-2,631	1,647
短期	Short-term	-6,468	-13,567	-1,562	1,095	-1,778	-54	-228
長期	Long-term	-3,921	-2,835	-1,708	-969	-8,448	-2,577	1,876
金融衍生工具	Financial derivatives	6,452	17,931	9,758	53,409	3,492	11,630	12,722
<i>資產</i>	<i>Assets</i>	21,315	48,066	63,416	71,450	46,471	52,344	41,941
銀行	Banks	19,812	45,169	59,977	65,625	39,919	49,939	41,031
其他界別	Other sectors	1,503	2,897	3,439	5,825	6,552	2,405	910
<i>負債</i>	<i>Liabilities</i>	-14,863	-30,135	-53,658	-18,042	-42,979	-40,715	-29,220
銀行	Banks	-13,033	-28,446	-52,827	-15,163	-35,883	-37,536	-25,126
其他界別	Other sectors	-1,830	-1,689	-831	-2,879	-7,097	-3,179	-4,094
其他投資	Other investment	78,569	61,895	32,932	-65,774	-22,319	54,361	275,110
<i>資產</i>	<i>Assets</i>	162,265	44,403	100,107	-32,593	-44,647	-199,349	1,015
貨幣和存款	Currency and deposits	131,905	28,995	92,868	-36,639	-48,673	-216,564	-22,728
銀行	Banks	143,288	15,707	64,160	15,581	-60,661	-188,864	-70,011
其他界別	Other sectors	-11,383	13,289	28,708	-52,221	11,988	-27,700	47,283
貸款	Loans	31,884	14,112	9,256	6,484	4,708	18,732	28,275
銀行	Banks	8,993	-13,331	13,448	4,316	-4,817	22,593	37,185
其他界別	Other sectors	22,891	27,443	-4,192	2,168	9,525	-3,861	-8,909
貿易信貸和預付款	Trade credit and advances	-3,010	-2,037	-1,689	-938	-942	-677	-1,291
其他資產	Other assets	1,486	3,333	-328	-1,499	260	-840	-3,242
銀行	Banks	745	869	-601	-2,267	716	2,301	-2,136
其他界別	Other sectors	741	2,464	272	768	-456	-3,140	-1,105
<i>負債</i>	<i>Liabilities</i>	-83,696	17,492	-67,175	-33,181	22,327	253,710	274,096
貨幣和存款	Currency and deposits	-58,760	15,390	-67,522	-15,644	3,655	241,290	228,133
銀行	Banks	-59,462	16,242	-67,377	-15,451	3,627	241,123	227,922
其他界別	Other sectors	703	-851	-145	-193	28	167	211
貸款	Loans	-30,751	-2,158	-6,951	-15,767	18,499	6,443	41,651
銀行	Banks	462	1,070	3,042	-9,919	461	-840	-1,251
其他界別	Other sectors	-31,213	-3,228	-9,994	-5,848	18,038	7,283	42,902
貿易信貸和預付款	Trade credit and advances	4,595	974	4,100	728	1,784	1,131	-985
其他負債	Other liabilities	1,220	3,285	3,199	-2,498	-1,611	4,845	5,297
銀行	Banks	126	-512	2,717	257	-1,395	225	3,449
其他界別	Other sectors	1,094	3,797	482	-2,755	-216	4,621	1,848
儲備資產	Reserve assets	14,134	7,780	-10,778	32,207	5,873	-25,094	-35,254

表 3 (續) 資本及金融賬戶
Table 3 (cont'd) Capital and financial account

百萬港元
HK\$ million

標準組成部分 Standard component		2004	2004	2004	2005	2005	2005	2005
		第二季 2nd Qtr	第三季 3rd Qtr	第四季 4th Qtr	第一季 1st Qtr	第二季 2nd Qtr	第三季 3rd Qtr	第四季 4th Qtr
<i>負債</i>	<i>Liabilities</i>	-28,542	16,829	40,683	-5,034	7,924	34,543	36,019
股權和投資 基金份額	Equity and investment fund shares	-27,045	2,257	40,245	-7,179	12,295	26,095	46,153
銀行	Banks	-1,625	-573	302	-2,497	-202	-889	-1,993
其他界別	Other sectors	-25,420	2,830	39,943	-4,683	12,497	26,984	48,146
債務證券	Debt securities	-1,497	14,572	439	2,145	-4,372	8,448	-10,134
銀行	Banks	-1,513	5,601	3,948	1,059	3,946	5,033	-2,072
短期	Short-term	-3,532	1,460	2,449	241	2,009	1,488	-2,680
長期	Long-term	2,019	4,141	1,499	819	1,937	3,545	607
其他界別	Other sectors	16	8,971	-3,509	1,086	-8,318	3,415	-8,061
短期	Short-term	41	-104	-114	-133	-35	-670	959
長期	Long-term	-25	9,075	-3,395	1,219	-8,283	4,085	-9,020
金融衍生工具	Financial derivatives	8,981	5,940	16,676	12,236	6,676	1,423	10,166
<i>資產</i>	<i>Assets</i>	39,656	30,684	48,162	56,012	31,852	33,410	40,510
銀行	Banks	33,063	29,355	44,812	47,431	28,947	27,666	36,646
其他界別	Other sectors	6,594	1,329	3,350	8,580	2,905	5,745	3,864
<i>負債</i>	<i>Liabilities</i>	-30,675	-24,744	-31,486	-43,776	-25,175	-31,987	-30,344
銀行	Banks	-26,943	-21,111	-30,031	-40,680	-21,968	-29,380	-26,979
其他界別	Other sectors	-3,733	-3,633	-1,455	-3,096	-3,208	-2,607	-3,366
其他投資	Other investment	75,593	67,038	-196,647	-43,070	69,326	42,266	-76,676
<i>資產</i>	<i>Assets</i>	-102,660	69,260	-243,768	101,347	55,453	-23,419	-267,141
貨幣和存款	Currency and deposits	-97,236	71,179	-172,164	95,802	20,819	22,142	-248,622
銀行	Banks	-120,188	19,981	-91,920	170,834	55,961	3,777	-250,884
其他界別	Other sectors	22,952	51,198	-80,244	-75,032	-35,142	18,365	2,262
貸款	Loans	-206	-8,448	-71,551	12,173	41,538	-46,493	-20,832
銀行	Banks	-4,352	-2,323	-74,124	13,913	38,158	-37,726	-24,527
其他界別	Other sectors	4,147	-6,125	2,573	-1,740	3,380	-8,766	3,695
貿易信貸和預付款	Trade credit and advances	-2,824	-2,309	-977	-1,128	-4,620	-2,588	-2,287
其他資產	Other assets	-2,394	8,839	924	-5,500	-2,284	3,520	4,600
銀行	Banks	-1,343	3,217	2,350	-2,961	-2,689	432	2,796
其他界別	Other sectors	-1,052	5,622	-1,425	-2,539	405	3,088	1,805
<i>負債</i>	<i>Liabilities</i>	178,253	-2,222	47,121	-144,417	13,874	65,684	190,465
貨幣和存款	Currency and deposits	184,716	-24,689	52,123	-160,706	-8,223	82,624	132,599
銀行	Banks	184,905	-24,922	51,766	-161,030	-8,760	82,196	133,070
其他界別	Other sectors	-190	233	357	324	538	427	-471
貸款	Loans	-11,517	22,932	-5,633	14,598	6,345	-15,894	59,440
銀行	Banks	3,962	113	8,674	-19,057	4,678	-8,543	17,605
其他界別	Other sectors	-15,479	22,819	-14,307	33,656	1,667	-7,351	41,835
貿易信貸和預付款	Trade credit and advances	5,041	4,712	4,163	-1,356	5,852	2,202	-1,314
其他負債	Other liabilities	13	-5,177	-3,533	3,047	9,899	-3,248	-259
銀行	Banks	-1,754	-3,892	-3,069	5,094	10,792	-8,249	-5,202
其他界別	Other sectors	1,767	-1,285	-463	-2,047	-893	5,001	4,943
儲備資產	Reserve assets	5,656	35,977	-27,328	18,141	9,427	-8,671	-5,020

表 3 (續) 資本及金融賬戶
Table 3 (cont'd) Capital and financial account

百萬港元
HK\$ million

標準組成部分	Standard component	2006 第一季 1st Qtr	2006 第二季 2nd Qtr	2006 第三季 3rd Qtr	2006 第四季 4th Qtr	2007 第一季 1st Qtr	2007 第二季 2nd Qtr	2007 第三季 3rd Qtr
資本及金融賬戶	Capital and financial account	-40,830	-35,162	-73,854	-70,513	-79,798	-39,566	-78,062
資本賬戶	Capital account	-282	-284	-143	-56	-269	-103	-231
貸方	Credit	1	2	2	0	0	0	26
借方	Debit	-283	-286	-145	-56	-269	-103	-258
金融賬戶	Financial account	-40,548	-34,878	-73,711	-70,457	-79,529	-39,463	-77,831
非儲備性質的 金融資產	Financial non-reserve assets	-12,971	-10,773	-68,756	-51,713	-59,346	-31,754	-88,151
直接投資	Direct investment	11,547	-48,474	-24,688	40,918	-4,995	-4,893	3,572
資產	Assets	-80,873	-107,670	-94,599	-86,420	-113,966	-114,823	-123,189
股權和投資 基金份額	Equity and investment fund shares	-76,268	-62,415	-63,664	-69,414	-92,431	-68,273	-104,104
除收益再投資 外的股權	Equity other than reinvestment of earnings	-16,929	-18,399	-17,141	-15,420	-9,701	-24,504	-45,383
直接投資者對 直接投資企業	Direct investor in direct investment enterprises	-16,929	-18,399	-17,141	-15,420	-9,701	-24,504	-45,383
直接投資企業對 直接投資者	Direct investment enterprises in direct investor	*	*	*	*	*	*	*
聯屬企業之間	Between fellow enterprises	*	*	*	*	*	*	*
收益再投資	Reinvestment of earnings	-59,339	-44,015	-46,523	-53,994	-82,730	-43,768	-58,721
債務工具	Debt instruments	-4,606	-45,255	-30,934	-17,006	-21,535	-46,550	-19,085
直接投資者對 直接投資企業	Direct investor in direct investment enterprises	-38,731	-21,432	5,680	-9,392	-47,978	-44,480	-3,303
直接投資企業對 直接投資者	Direct investment enterprises in direct investor	33,766	-15,623	-15,111	-6,120	1,075	3,160	-8,457
聯屬企業之間	Between fellow enterprises	359	-8,201	-21,504	-1,493	25,368	-5,230	-7,325
負債	Liabilities	92,420	59,196	69,910	127,338	108,971	109,930	126,761
股權和投資 基金份額	Equity and investment fund shares	79,518	53,759	63,110	97,730	104,403	69,968	110,505
除收益再投資 外的股權	Equity other than reinvestment of earnings	5,218	-4,459	11,836	3,903	1,119	7,712	15,842
直接投資企業對 直接投資者	Direct investment enterprises to direct investor	5,218	-4,459	11,836	3,903	1,119	7,712	15,842
直接投資者對 直接投資企業	Direct investor to direct investment enterprises	*	*	*	*	*	*	*
聯屬企業之間	Between fellow enterprises	*	*	*	*	*	*	*
收益再投資	Reinvestment of earnings	74,300	58,218	51,275	93,827	103,284	62,257	94,663
債務工具	Debt instruments	12,902	5,437	6,800	29,608	4,568	39,961	16,256
直接投資企業對 直接投資者	Direct investment enterprises to direct investor	21,600	-2,721	10,762	15,898	21,848	7,311	9,328
直接投資者對 直接投資企業	Direct investor to direct investment enterprises	-25,802	17,886	-8,953	7,029	4,975	29,056	2,234
聯屬企業之間	Between fellow enterprises	17,105	-9,729	4,991	6,682	-22,255	3,595	4,694
證券投資	Portfolio investment	61,500	-40,755	-28,394	-196,082	-4,294	-52,558	28,460
資產	Assets	14,937	-94,362	-38,664	-204,232	-152,905	-110,622	-51,403
股權和投資 基金份額	Equity and investment fund shares	69,395	-80,285	-24,330	-86,746	-139,502	-93,702	-104,768
銀行	Banks	7,451	-4,122	604	-4,694	1,145	-2,040	829
其他界別	Other sectors	61,944	-76,163	-24,935	-82,052	-140,647	-91,662	-105,597
債務證券	Debt securities	-54,458	-14,077	-14,334	-117,486	-13,403	-16,920	53,365
銀行	Banks	-67,089	-10,402	-10,271	-113,151	-18,721	27,849	26,428
短期	Short-term	-34,102	20,247	-33,375	-93,780	-5,927	49,732	8,234
長期	Long-term	-32,987	-30,649	23,105	-19,371	-12,794	-21,883	18,194
其他界別	Other sectors	12,632	-3,676	-4,064	-4,335	5,319	-44,769	26,937
短期	Short-term	-8,808	5,579	-7,886	7,715	2,219	-5,796	11,410
長期	Long-term	21,440	-9,255	3,823	-12,050	3,100	-38,973	15,527

表 3 (續)

資本及金融賬戶

Table 3 (cont'd)

Capital and financial account

百萬港元
HK\$ million

標準組成部分	Standard component	2007 第四季 4th Qtr	2008 第一季 1st Qtr	2008 第二季 2nd Qtr	2008 第三季 3rd Qtr	2008 第四季 4th Qtr	2009 第一季 1st Qtr	2009 第二季 2nd Qtr
資本及金融賬戶	Capital and financial account	-62,965	-52,507	-33,734	-78,795	-89,673	-52,632	-42,372
資本賬戶	Capital account	-77	-125	-1,008	-221	-604	-818	-815
貸方	Credit	2	1	1	3	15	9	34
借方	Debit	-80	-126	-1,009	-224	-619	-827	-849
金融賬戶	Financial account	-62,888	-52,382	-32,725	-78,574	-89,069	-51,814	-41,556
非儲備性質的 金融資產	Financial non-reserve assets	-16,249	37,788	536	-34,440	-32,658	47,282	105,310
直接投資	Direct investment	-38,638	50,418	-58,744	43,063	42,634	13,145	8,425
資產	Assets	-177,522	-104,181	-192,153	-63,595	-84,692	-55,934	-80,061
股權和投資 基金份額	Equity and investment fund shares	-120,707	-117,471	-128,060	-33,294	-84,202	-106,676	-117,263
除收益再投資 外的股權	Equity other than reinvestment of earnings	-18,329	4,672	-6,638	2,396	-1,027	-11,879	-31,675
直接投資者對 直接投資企業	Direct investor in direct investment enterprises	-18,329	4,672	-6,638	2,396	-1,027	-11,879	-31,675
直接投資企業對 直接投資者	Direct investment enterprises in direct investor	*	*	*	*	*	*	*
聯屬企業之間	Between fellow enterprises	*	*	*	*	*	*	*
收益再投資	Reinvestment of earnings	-102,378	-122,143	-121,422	-35,690	-83,175	-94,796	-85,588
債務工具	Debt instruments	-56,816	13,289	-64,093	-30,302	-490	50,742	37,202
直接投資者對 直接投資企業	Direct investor in direct investment enterprises	-41,298	8,083	-37,355	-2,196	-3,254	9,307	38,085
直接投資企業對 直接投資者	Direct investment enterprises in direct investor	-15,840	8,935	-11,218	-10,215	-9,019	18,096	-528
聯屬企業之間	Between fellow enterprises	323	-3,729	-15,520	-17,890	11,783	23,339	-355
負債	Liabilities	138,884	154,599	133,409	106,658	127,327	69,079	88,486
股權和投資 基金份額	Equity and investment fund shares	166,386	123,738	112,578	89,086	124,002	99,892	73,388
除收益再投資 外的股權	Equity other than reinvestment of earnings	22,181	10,549	3,950	30,008	37,008	8,397	14,066
直接投資企業對 直接投資者	Direct investment enterprises to direct investor	22,181	10,549	3,950	30,008	37,008	8,397	14,066
直接投資者對 直接投資企業	Direct investor to direct investment enterprises	*	*	*	*	*	*	*
聯屬企業之間	Between fellow enterprises	*	*	*	*	*	*	*
收益再投資	Reinvestment of earnings	144,204	113,189	108,628	59,078	86,994	91,495	59,322
債務工具	Debt instruments	-27,502	30,861	20,831	17,572	3,324	-30,813	15,098
直接投資企業對 直接投資者	Direct investment enterprises to direct investor	-6,228	18,340	5,652	1,592	11,183	-18,110	2,147
直接投資者對 直接投資企業	Direct investor to direct investment enterprises	-14,275	2,263	6,556	13,573	-1,365	3,872	6,934
聯屬企業之間	Between fellow enterprises	-6,998	10,258	8,622	2,408	-6,494	-16,576	6,017
證券投資	Portfolio investment	17,462	-187,852	80,086	207,460	-380,835	44,436	-232,580
資產	Assets	-285,916	59,676	-38,079	123,901	-334,776	50,201	-274,989
股權和投資 基金份額	Equity and investment fund shares	-203,514	-159,871	2,214	45,593	-31,594	-42,241	-16,850
銀行	Banks	-1,748	14,984	1,469	-3,009	-1,382	1,512	-3,121
其他界別	Other sectors	-201,766	-174,855	744	48,601	-30,213	-43,752	-13,729
債務證券	Debt securities	-82,403	219,547	-40,293	78,309	-303,182	92,442	-258,139
銀行	Banks	-73,395	178,562	-20,349	54,399	-317,243	138,365	-185,966
短期	Short-term	-110,660	94,881	-24,831	-21,499	-205,344	285,683	-157,340
長期	Long-term	37,264	83,681	4,483	75,899	-111,899	-147,317	-28,626
其他界別	Other sectors	-9,007	40,985	-19,944	23,909	14,061	-45,924	-72,173
短期	Short-term	2,788	3,941	3,305	-8,266	-35,580	-11,924	-7,909
長期	Long-term	-11,796	37,044	-23,250	32,175	49,641	-34,000	-64,264

表 3 (續) 資本及金融賬戶
Table 3 (cont'd) Capital and financial account

百萬港元
HK\$ million

標準組成部分 Standard component		2006	2006	2006	2006	2007	2007	2007
		第一季 1st Qtr	第二季 2nd Qtr	第三季 3rd Qtr	第四季 4th Qtr	第一季 1st Qtr	第二季 2nd Qtr	第三季 3rd Qtr
<i>負債</i>	<i>Liabilities</i>	46,563	53,607	10,270	8,150	148,610	58,064	79,863
股權和投資 基金份額	Equity and investment fund shares	47,954	51,262	2,080	10,974	136,817	51,811	70,819
銀行	Banks	2,114	2,076	-786	4,952	14,610	-2,661	1,994
其他界別	Other sectors	45,840	49,186	2,866	6,023	122,207	54,472	68,825
債務證券	Debt securities	-1,390	2,345	8,190	-2,824	11,793	6,253	9,044
銀行	Banks	-5,825	5,143	1,194	-3,444	8,287	6,275	8,031
短期	Short-term	3,102	245	1,246	-4,931	3,136	1,220	4,838
長期	Long-term	-8,927	4,899	-52	1,487	5,151	5,055	3,193
其他界別	Other sectors	4,435	-2,798	6,995	620	3,506	-22	1,013
短期	Short-term	-325	-40	704	312	-586	*	-363
長期	Long-term	4,760	-2,758	6,291	308	4,092	-22	1,376
金融衍生工具	Financial derivatives	1,238	12,612	6,989	5,087	19,847	16,419	7,164
<i>資產</i>	<i>Assets</i>	32,214	40,328	40,339	38,111	55,283	62,094	53,200
銀行	Banks	28,264	35,742	26,915	35,399	39,818	57,010	41,260
其他界別	Other sectors	3,950	4,586	13,424	2,713	15,465	5,084	11,940
<i>負債</i>	<i>Liabilities</i>	-30,977	-27,716	-33,351	-33,024	-35,436	-45,675	-46,036
銀行	Banks	-26,718	-23,298	-29,153	-31,684	-28,917	-40,618	-35,714
其他界別	Other sectors	-4,259	-4,418	-4,198	-1,340	-6,519	-5,057	-10,322
其他投資	Other investment	-87,256	65,845	-22,662	98,364	-69,903	9,278	-127,347
<i>資產</i>	<i>Assets</i>	-39,055	-108,974	-221,231	-130,938	39,465	-392,839	-484,129
貨幣和存款	Currency and deposits	-36,841	-113,919	-230,135	-81,281	91,856	-352,318	-117,731
銀行	Banks	-22,492	-88,753	-226,414	-69,704	47,283	-194,434	-63,137
其他界別	Other sectors	-14,348	-25,166	-3,720	-11,576	44,573	-157,884	-54,594
貸款	Loans	7,531	4,554	13,026	-46,468	-31,238	-21,649	-322,743
銀行	Banks	92	241	13,131	-37,134	-11,509	-18,987	-276,509
其他界別	Other sectors	7,439	4,314	-105	-9,333	-19,729	-2,662	-46,234
貿易信貸和預付款	Trade credit and advances	3,987	-1,725	-3,790	1,888	-7,408	-7,175	-1,754
其他資產	Other assets	-13,732	2,115	-332	-5,078	-13,745	-11,696	-41,901
銀行	Banks	-11,151	1,538	-355	-3,459	-9,475	-9,530	-2,851
其他界別	Other sectors	-2,581	578	22	-1,619	-4,270	-2,167	-39,050
<i>負債</i>	<i>Liabilities</i>	-48,201	174,819	198,569	229,303	-109,368	402,116	356,782
貨幣和存款	Currency and deposits	-71,116	134,241	194,744	151,190	-49,400	313,285	285,442
銀行	Banks	-71,090	133,916	194,194	149,163	-50,231	312,641	281,901
其他界別	Other sectors	-27	325	550	2,027	831	644	3,541
貸款	Loans	18,242	44,868	12,816	80,033	-81,050	80,842	22,203
銀行	Banks	83	-8,196	-2,074	3,232	-6,684	6,909	23,775
其他界別	Other sectors	18,158	53,064	14,890	76,801	-74,367	73,933	-1,572
貿易信貸和預付款	Trade credit and advances	-1,772	-809	-7,376	-1,982	6,858	3,939	1,237
其他負債	Other liabilities	6,445	-3,480	-1,616	62	14,224	4,051	47,901
銀行	Banks	6,282	-2,460	743	-638	10,878	1,708	4,652
其他界別	Other sectors	163	-1,021	-2,359	700	3,346	2,343	43,248
儲備資產	Reserve assets	-27,576	-24,105	-4,955	-18,744	-20,183	-7,709	10,320

表 3 (續) 資本及金融賬戶
Table 3 (cont'd) Capital and financial account

百萬港元
HK\$ million

標準組成部分	Standard component	2007 第四季 4th Qtr	2008 第一季 1st Qtr	2008 第二季 2nd Qtr	2008 第三季 3rd Qtr	2008 第四季 4th Qtr	2009 第一季 1st Qtr	2009 第二季 2nd Qtr
負債	Liabilities	303,379	-247,529	118,166	83,559	-46,059	-5,765	42,409
股權和投資 基金份額	Equity and investment fund shares	80,634	-57,211	145,146	73,977	-26,125	1,333	35,696
銀行	Banks	2,676	-3,860	4,851	3,036	-14,953	-3,278	3,440
其他界別	Other sectors	77,958	-53,351	140,295	70,941	-11,173	4,611	32,257
債務證券	Debt securities	222,745	-190,317	-26,980	9,582	-19,934	-7,097	6,712
銀行	Banks	153,148	-152,793	-7,055	5,198	-13,002	-3,467	983
短期	Short-term	156,915	-151,050	-6,310	4,463	-10,298	-1,701	-442
長期	Long-term	-3,767	-1,743	-745	735	-2,703	-1,765	1,425
其他界別	Other sectors	69,597	-37,524	-19,926	4,384	-6,932	-3,631	5,730
短期	Short-term	1,233	-1,354	576	322	-744	-388	145
長期	Long-term	68,363	-36,170	-20,502	4,062	-6,188	-3,243	5,585
金融衍生工具	Financial derivatives	104	22,061	5,449	30,729	5,099	1,942	15,070
資產	Assets	62,031	86,285	113,914	140,239	193,417	129,627	104,184
銀行	Banks	54,967	69,460	105,228	117,948	191,220	126,161	92,240
其他界別	Other sectors	7,064	16,825	8,686	22,291	2,197	3,466	11,943
負債	Liabilities	-61,927	-64,224	-108,465	-109,510	-188,318	-127,685	-89,114
銀行	Banks	-47,368	-57,874	-106,133	-105,885	-185,761	-126,080	-88,739
其他界別	Other sectors	-14,559	-6,350	-2,332	-3,625	-2,557	-1,605	-374
其他投資	Other investment	4,823	153,162	-26,255	-315,692	300,444	-12,241	314,395
資產	Assets	-564,816	128,320	-30,724	-239,748	543,254	76,623	368,035
貨幣和存款	Currency and deposits	-618,103	83,378	-33,111	-151,807	382,104	74,604	272,581
銀行	Banks	-506,325	76,474	59,844	-139,088	301,697	95,496	234,114
其他界別	Other sectors	-111,778	6,904	-92,954	-12,719	80,407	-20,892	38,467
貸款	Loans	44,834	58,569	-30,701	-83,099	152,432	-583	100,308
銀行	Banks	64,637	-16,436	-37,534	-93,627	81,616	-33,084	107,027
其他界別	Other sectors	-19,803	75,005	6,833	10,528	70,816	32,501	-6,719
貿易信貸和預付款	Trade credit and advances	-67	-1,257	-2,330	-6,479	1,481	890	-4,878
其他資產	Other assets	8,520	-12,371	35,418	1,637	7,238	1,712	24
銀行	Banks	12,085	2,889	-4,616	4,623	-1,837	3,133	3,540
其他界別	Other sectors	-3,564	-15,261	40,034	-2,987	9,075	-1,420	-3,516
負債	Liabilities	569,639	24,842	4,469	-75,943	-242,810	-88,864	-53,640
貨幣和存款	Currency and deposits	465,205	30,942	-16,461	41,178	-81,631	-84,043	-93,068
銀行	Banks	465,035	24,726	-8,420	39,897	-76,667	-83,359	-90,561
其他界別	Other sectors	170	6,216	-8,042	1,281	-4,964	-684	-2,507
貸款	Loans	88,592	-27,380	63,131	-122,056	-161,335	-6,487	28,151
銀行	Banks	-15,447	-2,045	5,469	6,256	8,830	-12,145	-3,790
其他界別	Other sectors	104,039	-25,335	57,662	-128,312	-170,165	5,658	31,941
貿易信貸和預付款	Trade credit and advances	-11,316	550	2,670	2,832	-2,942	-1,305	8,019
其他負債	Other liabilities	27,157	20,730	-44,871	2,102	3,098	2,971	3,259
銀行	Banks	-1,989	9,102	-3,255	4,552	-1,981	2,007	3,056
其他界別	Other sectors	29,146	11,628	-41,617	-2,450	5,078	963	203
儲備資產	Reserve assets	-46,638	-90,170	-33,262	-44,134	-56,411	-99,097	-146,866

表 3 (續) 資本及金融賬戶
Table 3 (cont'd) Capital and financial account

百萬港元
HK\$ million

標準組成部分	Standard component	2009 第三季 3rd Qtr	2009 第四季 4th Qtr	2010 第一季 1st Qtr	2010 第二季 2nd Qtr	2010 第三季 3rd Qtr	2010 第四季 4th Qtr
資本及金融賬戶	Capital and financial account	-21,925	-27,603	-22,341	-2,619	-37,582	-26,296
資本賬戶	Capital account	-315	-1,073	-222	-3,276	-155	-784
貸方	Credit	11	192	13	78	13	5
借方	Debit	-325	-1,265	-235	-3,354	-168	-788
金融賬戶	Financial account	-21,610	-26,530	-22,119	657	-37,427	-25,513
非儲備性質的 金融資產	Financial non-reserve assets	101,317	217,078	-2,466	-3,839	-8,668	-10,285
直接投資	Direct investment	-34,714	-15,277	28,359	12,162	-11,939	-150,608
資產	Assets	-120,754	-192,389	-181,624	-108,979	-231,710	-242,283
股權和投資 基金份額	Equity and investment fund shares	-99,270	-157,021	-145,015	-90,682	-203,243	-211,487
除收益再投資 外的股權	Equity other than reinvestment of earnings	-27,260	-28,564	-13,410	-11,517	-104,319	-34,971
直接投資者對 直接投資企業	Direct investor in direct investment enterprises	-27,260	-28,564	-13,410	-11,517	-104,319	-34,971
直接投資企業對 直接投資者	Direct investment enterprises in direct investor	*	*	*	*	*	*
聯屬企業之間	Between fellow enterprises	*	*	*	*	*	*
收益再投資	Reinvestment of earnings	-72,010	-128,457	-131,605	-79,165	-98,924	-176,516
債務工具	Debt instruments	-21,485	-35,368	-36,609	-18,297	-28,466	-30,796
直接投資者對 直接投資企業	Direct investor in direct investment enterprises	5,261	-33,516	-52,557	-12,623	1,096	-38,916
直接投資企業對 直接投資者	Direct investment enterprises in direct investor	-13,379	-2,260	11,591	4,401	2,233	20,289
聯屬企業之間	Between fellow enterprises	-13,367	409	4,357	-10,075	-31,796	-12,168
負債	Liabilities	86,040	177,112	209,984	121,141	219,770	91,675
股權和投資 基金份額	Equity and investment fund shares	87,939	160,537	186,115	95,682	141,547	35,027
除收益再投資 外的股權	Equity other than reinvestment of earnings	7,648	27,693	55,909	11,977	42,716	-138,206
直接投資企業對 直接投資者	Direct investment enterprises to direct investor	7,648	27,693	55,862	11,977	42,707	-138,215
直接投資者對 直接投資企業	Direct investor to direct investment enterprises	*	*	*	*	*	*
聯屬企業之間	Between fellow enterprises	*	*	*	*	*	*
收益再投資	Reinvestment of earnings	80,290	132,844	130,206	83,705	98,831	173,233
債務工具	Debt instruments	-1,898	16,575	23,869	25,459	78,224	56,647
直接投資企業對 直接投資者	Direct investment enterprises to direct investor	2,940	21,281	127	16,040	39,378	14,767
直接投資者對 直接投資企業	Direct investor to direct investment enterprises	1,251	-13,959	16,966	1,222	17,898	33,456
聯屬企業之間	Between fellow enterprises	-6,090	9,253	6,776	8,197	20,948	8,425
證券投資	Portfolio investment	-48,848	-73,092	-183,374	-46,079	-92,900	-120,106
資產	Assets	-59,188	-109,656	-202,815	-44,985	-109,340	-269,445
股權和投資 基金份額	Equity and investment fund shares	-25,226	-115,557	-125,415	-107,308	-2,622	-129,733
銀行	Banks	1,743	244	-2,042	-681	-1,233	631
其他界別	Other sectors	-26,970	-115,800	-123,373	-106,626	-1,389	-130,364
債務證券	Debt securities	-33,962	5,901	-77,399	62,323	-106,717	-139,712
銀行	Banks	-4,629	21,492	-56,039	71,721	-91,394	-104,130
短期	Short-term	-3,696	54,793	-46,309	-15,661	-100,864	-53,053
長期	Long-term	-933	-33,301	-9,730	87,382	9,470	-51,076
其他界別	Other sectors	-29,333	-15,591	-21,360	-9,398	-15,323	-35,582
短期	Short-term	-4,075	-33,702	-21,457	-8,010	7,725	13,590
長期	Long-term	-25,258	18,112	97	-1,388	-23,049	-49,173

表 3 (續) 資本及金融賬戶
Table 3 (cont'd) Capital and financial account

百萬港元
HK\$ million

標準組成部分 Standard component		2011	2011	2011	2011	2012	2012
		第一季 1st Qtr	第二季 2nd Qtr	第三季 3rd Qtr	第四季 4th Qtr	第一季 1st Qtr	第二季 2nd Qtr
資本及金融賬戶	Capital and financial account	-28,269	-26,878	-18,744	-16,498	14,233	31,399
資本賬戶	Capital account	-339	-944	-98	-518	-85	-947
貸方	Credit	4	7	8	1	1	0
借方	Debit	-342	-951	-106	-519	-86	-947
金融賬戶	Financial account	-27,930	-25,934	-18,646	-15,980	14,317	32,346
非儲備性質的 金融資產	Financial non-reserve assets	-8,908	1,489	-9,939	15,651	78,115	25,232
直接投資	Direct investment	71,310	22,446	21,834	-43,172	-8,846	9,557
資產	Assets	-147,891	-188,033	-83,631	-250,130	-222,094	-93,532
股權和投資 基金份額	Equity and investment fund shares	-153,680	-116,781	-108,059	-218,550	-183,031	-108,131
除收益再投資 外的股權	Equity other than reinvestment of earnings	8,149	-15,024	-16,912	-38,068	-10,405	3,147
直接投資者對 直接投資企業	Direct investor in direct investment enterprises	8,149	-15,024	-16,912	-38,068	-10,405	3,147
直接投資企業對 直接投資者	Direct investment enterprises in direct investor	*	*	*	*	*	*
聯屬企業之間	Between fellow enterprises	*	*	*	*	*	*
收益再投資	Reinvestment of earnings	-161,829	-101,756	-91,147	-180,482	-172,626	-111,279
債務工具	Debt instruments	5,789	-71,252	24,428	-31,580	-39,063	14,600
直接投資者對 直接投資企業	Direct investor in direct investment enterprises	-787	-64,778	27,449	-30,235	-2,339	5,288
直接投資企業對 直接投資者	Direct investment enterprises in direct investor	4,578	3,345	-12	-1,753	-7,411	1,242
聯屬企業之間	Between fellow enterprises	1,998	-9,818	-3,009	408	-29,313	8,070
負債	Liabilities	219,200	210,479	105,466	206,958	213,248	103,089
股權和投資 基金份額	Equity and investment fund shares	214,526	182,740	107,792	206,054	145,871	98,290
除收益再投資 外的股權	Equity other than reinvestment of earnings	50,850	93,658	16,000	27,529	-35,749	-5,871
直接投資企業對 直接投資者	Direct investment enterprises to direct investor	50,850	93,658	16,000	27,529	-35,749	-5,871
直接投資者對 直接投資企業	Direct investor to direct investment enterprises	*	*	*	*	*	*
聯屬企業之間	Between fellow enterprises	*	*	*	*	*	*
收益再投資	Reinvestment of earnings	163,676	89,082	91,791	178,526	181,620	104,160
債務工具	Debt instruments	4,674	27,739	-2,326	904	67,376	4,799
直接投資企業對 直接投資者	Direct investment enterprises to direct investor	-10,455	18,271	-39,280	-14,021	39,200	-11,916
直接投資者對 直接投資企業	Direct investor to direct investment enterprises	20,078	-661	26,994	14,159	8,494	6,015
聯屬企業之間	Between fellow enterprises	-4,949	10,128	9,959	767	19,683	10,700
證券投資	Portfolio investment	23,548	-55,759	-85,292	121,508	194,898	17,684
資產	Assets	11,618	-104,392	-125,048	90,974	79,027	11,414
股權和投資 基金份額	Equity and investment fund shares	-52,407	-97,306	-156,148	23,843	83,411	-27,511
銀行	Banks	-1,464	-4,454	-2,837	9,404	-9,618	134
其他界別	Other sectors	-50,943	-92,853	-153,311	14,439	93,029	-27,645
債務證券	Debt securities	64,025	-7,086	31,100	67,131	-4,383	38,925
銀行	Banks	23,725	-83,781	25,132	31,796	-14,532	38,090
短期	Short-term	-40,381	-144,678	37,361	-135,121	-10,339	-10,452
長期	Long-term	64,106	60,897	-12,229	166,917	-4,193	48,542
其他界別	Other sectors	40,300	76,695	5,968	35,334	10,149	835
短期	Short-term	-5,896	9,418	5,608	27,518	-3,644	625
長期	Long-term	46,196	67,277	360	7,816	13,793	210

表 3 (續) 資本及金融賬戶
Table 3 (cont'd) Capital and financial account

百萬港元
HK\$ million

標準組成部分	Standard component	2009 第三季 3rd Qtr	2009 第四季 4th Qtr	2010 第一季 1st Qtr	2010 第二季 2nd Qtr	2010 第三季 3rd Qtr	2010 第四季 4th Qtr
<i>負債</i>	<i>Liabilities</i>	10,341	36,564	19,440	-1,094	16,439	149,339
股權和投資	Equity and investment	4,668	31,540	-1,595	-4,102	6,903	142,250
基金份額	fund shares						
銀行	Banks	-1,887	-1,549	980	-2,262	1,857	-4,507
其他界別	Other sectors	6,555	33,088	-2,575	-1,840	5,047	146,756
債務證券	Debt securities	5,673	5,024	21,035	3,008	9,536	7,090
銀行	Banks	1,623	-1,283	2,706	-1,153	7,552	-1,949
短期	Short-term	925	-2,363	2,960	-238	2,446	3,175
長期	Long-term	698	1,079	-254	-915	5,105	-5,123
其他界別	Other sectors	4,050	6,308	18,329	4,161	1,984	9,038
短期	Short-term	223	874	-327	835	149	2,279
長期	Long-term	3,827	5,434	18,656	3,326	1,835	6,760
金融衍生工具	Financial derivatives	1,392	6,156	11,594	8,089	2,604	-3,610
<i>資產</i>	<i>Assets</i>	70,212	72,276	65,559	63,008	61,811	88,541
銀行	Banks	68,997	66,672	56,000	53,974	58,819	86,432
其他界別	Other sectors	1,215	5,604	9,559	9,034	2,991	2,109
<i>負債</i>	<i>Liabilities</i>	-68,820	-66,120	-53,964	-54,919	-59,207	-92,151
銀行	Banks	-68,498	-64,994	-51,255	-53,545	-57,363	-90,115
其他界別	Other sectors	-322	-1,125	-2,710	-1,374	-1,844	-2,036
其他投資	Other investment	183,486	299,291	140,955	21,990	93,568	264,039
<i>資產</i>	<i>Assets</i>	55,233	143,967	30,309	-78,167	-288,326	-204,134
貨幣和存款	Currency and deposits	96,691	20,557	74,029	6,321	-123,298	-216,645
銀行	Banks	69,198	-3,304	28,956	112,003	-140,677	-173,678
其他界別	Other sectors	27,493	23,861	45,073	-105,681	17,379	-42,967
貸款	Loans	-24,179	125,150	-33,941	-66,392	-152,871	-18,912
銀行	Banks	-21,562	120,398	-29,939	-70,531	-152,153	-22,397
其他界別	Other sectors	-2,618	4,752	-4,003	4,139	-719	3,485
貿易信貸和預付款	Trade credit and advances	-8,468	-3,964	-4,756	-4,741	-1,181	-1,036
其他資產	Other assets	-8,810	2,225	-5,023	-13,355	-10,977	32,459
銀行	Banks	-4,406	1,363	-3,059	-8,981	-20,066	29,766
其他界別	Other sectors	-4,404	862	-1,964	-4,375	9,090	2,693
<i>負債</i>	<i>Liabilities</i>	128,253	155,323	110,646	100,157	381,894	468,173
貨幣和存款	Currency and deposits	87,706	162,407	74,464	43,126	385,823	402,891
銀行	Banks	87,964	162,797	74,536	42,686	386,045	402,959
其他界別	Other sectors	-258	-390	-72	440	-223	-69
貸款	Loans	41,267	8,647	34,861	29,257	-7,373	58,500
銀行	Banks	-1,604	8,124	3,535	2,412	3,141	13,174
其他界別	Other sectors	42,871	523	31,327	26,845	-10,514	45,326
貿易信貸和預付款	Trade credit and advances	971	-4,450	-276	17,654	-77	16,535
其他負債	Other liabilities	-1,692	-11,280	1,597	10,120	3,521	-9,752
銀行	Banks	-6,408	-10,836	3,821	2,089	11,511	-12,028
其他界別	Other sectors	4,716	-444	-2,224	8,031	-7,990	2,275
儲備資產	Reserve assets	-122,927	-243,608	-19,653	4,495	-28,759	-15,228

表 3 (續) 資本及金融賬戶
Table 3 (cont'd) Capital and financial account

百萬港元
HK\$ million

標準組成部分	Standard component	2011 第一季 1st Qtr	2011 第二季 2nd Qtr	2011 第三季 3rd Qtr	2011 第四季 4th Qtr	2012 第一季 1st Qtr	2012 第二季 2nd Qtr
<i>負債</i>	<i>Liabilities</i>	11,930	48,633	39,756	30,534	115,870	6,270
股權和投資 基金份額	Equity and investment fund shares	-2,439	37,144	18,213	23,448	74,491	2,426
銀行	Banks	-1,064	-1,377	-4,127	-1,635	982	-334
其他界別	Other sectors	-1,375	38,521	22,340	25,083	73,509	2,760
債務證券	Debt securities	14,369	11,489	21,543	7,087	41,379	3,844
銀行	Banks	7,551	1,154	8,448	5,070	19,878	-3,725
短期	Short-term	3,775	-1,073	9,017	1,944	18,332	576
長期	Long-term	3,776	2,226	-569	3,126	1,546	-4,301
其他界別	Other sectors	6,818	10,335	13,095	2,017	21,501	7,569
短期	Short-term	709	*	1,567	-179	2,217	-362
長期	Long-term	6,108	10,335	11,528	2,195	19,284	7,931
金融衍生工具	Financial derivatives	5,199	-4,059	2,323	19,474	1,697	550
<i>資產</i>	<i>Assets</i>	70,337	77,221	77,731	108,218	86,984	76,480
銀行	Banks	69,637	67,764	72,674	105,322	83,563	75,306
其他界別	Other sectors	700	9,457	5,057	2,896	3,420	1,174
<i>負債</i>	<i>Liabilities</i>	-65,138	-81,280	-75,409	-88,744	-85,286	-75,930
銀行	Banks	-64,465	-74,232	-72,051	-85,688	-82,167	-74,711
其他界別	Other sectors	-673	-7,048	-3,358	-3,056	-3,120	-1,220
其他投資	Other investment	-108,964	38,861	51,196	-82,159	-109,633	-2,559
<i>資產</i>	<i>Assets</i>	-219,162	-362,577	-297,272	141,187	-293,768	10,982
貨幣和存款	Currency and deposits	-147,261	-183,510	-145,821	197,012	-74,918	131,353
銀行	Banks	-95,165	-174,986	-147,588	186,106	-53,864	65,448
其他界別	Other sectors	-52,096	-8,523	1,767	10,906	-21,054	65,905
貸款	Loans	-51,834	-169,141	-153,748	-59,275	-190,816	-131,839
銀行	Banks	-55,236	-175,909	-147,373	-60,828	-174,816	-138,749
其他界別	Other sectors	3,401	6,768	-6,376	1,553	-16,000	6,910
貿易信貸和預付款	Trade credit and advances	-1,626	-13,186	-4,327	1,156	-602	-6,818
其他資產	Other assets	-18,441	3,261	6,624	2,294	-27,433	18,285
銀行	Banks	-17,766	798	4,998	-785	-21,711	5,405
其他界別	Other sectors	-675	2,463	1,626	3,079	-5,722	12,881
<i>負債</i>	<i>Liabilities</i>	110,197	401,438	348,468	-223,346	184,135	-13,541
貨幣和存款	Currency and deposits	100,852	384,867	247,729	-234,459	168,009	-15,139
銀行	Banks	100,868	385,264	247,978	-232,508	169,256	-14,818
其他界別	Other sectors	-16	-396	-249	-1,952	-1,247	-321
貸款	Loans	-1,350	5,308	82,772	31,273	-18,362	8,811
銀行	Banks	11,920	6,975	11,940	-146	1,366	16,057
其他界別	Other sectors	-13,271	-1,667	70,832	31,419	-19,728	-7,245
貿易信貸和預付款	Trade credit and advances	-243	12,573	3,071	-11,434	1,147	10,200
其他負債	Other liabilities	10,938	-1,312	14,896	-8,726	33,341	-17,414
銀行	Banks	11,547	-105	12,400	-11,556	25,160	-20,542
其他界別	Other sectors	-609	-1,206	2,496	2,830	8,181	3,128
儲備資產	Reserve assets	-19,023	-27,424	-8,707	-31,630	-63,798	7,114

註釋：* 在金融賬戶的某些子組成部分，由於數值較不顯著(少於一千萬港元)及/或為使個別機構單位所提供的資料得以保密，數據不予公布。

Note : * For some sub-components of financial account, data are not released due to relatively insignificant value (less than HK\$10 million) and / or in order to safeguard confidentiality of information provided by individual establishments.

表 4 按界別劃分的投資流量淨值
Table 4 Net investment flows by sector

百萬港元
HK\$ million

投資組成部分／界別	Investment component / Sector	1998	1999	2000	2001	2002	2003	2004
直接投資	Direct investment	-20,806	24,546	3,920	85,828	-74,096	44,958	-112,794
銀行	Banks	12,340	45,349	28,522	38,371	-14,821	13,873	17,920
其他界別	Other sectors	-33,145	-20,802	-24,602	47,457	-59,275	31,085	-130,714
證券投資	Portfolio investment	171,018	256,755	190,689	-322,107	-302,592	-264,490	-303,037
銀行	Banks	60,181	-5,712	-105,031	-121,008	-152,475	-104,592	-38,269
其他界別	Other sectors	110,837	262,468	295,720	-201,099	-150,116	-159,897	-264,768
金融衍生工具	Financial derivatives	25,550	79,225	1,661	39,640	51,563	78,288	44,319
銀行	Banks	28,804	72,695	-5,717	33,830	47,320	74,053	45,050
其他界別	Other sectors	-3,254	6,530	7,379	5,811	4,243	4,236	-731
其他投資	Other investment	-226,954	-390,166	-157,505	164,827	189,892	-800	221,095
銀行	Banks	-362,810	-400,237	-158,974	144,788	188,007	22,375	142,238
其他界別	Other sectors	135,856	10,071	1,468	20,039	1,885	-23,176	78,857
總計	Total	-51,192	-29,639	38,765	-31,812	-135,232	-142,044	-150,417
銀行	Banks	-261,485	-287,905	-241,199	95,980	68,031	5,709	166,939
其他界別	Other sectors	210,294	258,267	279,965	-127,792	-203,263	-147,753	-317,357

投資組成部分／界別	Investment component / Sector	2005	2006	2007	2008	2009	2010	2011
直接投資	Direct investment	54,867	-20,698	-44,955	77,371	-28,421	-122,026	72,417
銀行	Banks	19,908	19,736	31,970	23,694	46,094	85,163	102,320
其他界別	Other sectors	34,960	-40,433	-76,925	53,677	-74,514	-207,189	-29,903
證券投資	Portfolio investment	-241,708	-203,731	-10,930	-281,141	-310,083	-442,460	4,005
銀行	Banks	-72,077	-196,249	152,707	-271,145	-35,778	-179,943	11,543
其他界別	Other sectors	-169,630	-7,482	-163,637	-9,996	-274,305	-262,517	-7,537
金融衍生工具	Financial derivatives	30,502	25,925	43,534	63,338	24,560	18,677	22,937
銀行	Banks	21,685	15,467	40,439	28,202	5,759	2,948	18,962
其他界別	Other sectors	8,817	10,457	3,095	35,136	18,801	15,729	3,976
其他投資	Other investment	-8,154	54,291	-183,150	111,659	784,930	520,552	-101,066
銀行	Banks	9,676	-41,304	64,398	240,471	627,157	483,126	-139,158
其他界別	Other sectors	-17,830	95,596	-247,548	-128,812	157,774	37,427	38,091
總計	Total	-164,492	-144,213	-195,501	-28,774	470,987	-25,257	-1,707
銀行	Banks	-20,809	-202,350	289,514	21,222	643,232	391,293	-6,334
其他界別	Other sectors	-143,683	58,138	-485,015	-49,996	-172,245	-416,550	4,627

表 4 (續) 按界別劃分的投資流量淨值
Table 4 (cont'd) Net investment flows by sector

百萬港元
HK\$ million

投資組成部分／界別	Investment component / Sector	1999	1999	1999	1999	2000	2000
		第一季 1st Qtr	第二季 2nd Qtr	第三季 3rd Qtr	第四季 4th Qtr	第一季 1st Qtr	第二季 2nd Qtr
直接投資	Direct investment	5,895	-29,057	-16,887	64,597	5,549	54,970
銀行	Banks	11,000	7,989	9,119	17,240	4,691	7,429
其他界別	Other sectors	-5,105	-37,046	-26,007	47,356	857	47,541
證券投資	Portfolio investment	28,346	18,599	121,718	88,093	61,251	6,328
銀行	Banks	-4,441	2,298	-8,284	4,715	-32,054	-19,133
其他界別	Other sectors	32,786	16,301	130,002	83,378	93,306	25,461
金融衍生工具	Financial derivatives	-13,166	85,318	-32,479	39,552	-37,924	17,539
銀行	Banks	-13,373	84,618	-43,579	45,030	-37,634	16,825
其他界別	Other sectors	207	701	11,101	-5,478	-290	714
其他投資	Other investment	-36,687	-92,617	-77,680	-183,182	-46,381	-53,077
銀行	Banks	-79,668	-110,597	-81,243	-128,727	-31,732	-39,006
其他界別	Other sectors	42,982	17,981	3,563	-54,454	-14,649	-14,072
總計	Total	-15,612	-17,756	-5,329	9,059	-17,506	25,760
銀行	Banks	-86,483	-15,693	-123,987	-61,743	-96,729	-33,885
其他界別	Other sectors	70,870	-2,064	118,658	70,802	79,224	59,645

投資組成部分／界別	Investment component / Sector	2000	2000	2001	2001	2001	2001
		第三季 3rd Qtr	第四季 4th Qtr	第一季 1st Qtr	第二季 2nd Qtr	第三季 3rd Qtr	第四季 4th Qtr
直接投資	Direct investment	17,205	-73,804	52,346	37,650	1,606	-5,774
銀行	Banks	14,710	1,691	5,561	13,610	16,646	2,553
其他界別	Other sectors	2,495	-75,495	46,785	24,039	-15,039	-8,327
證券投資	Portfolio investment	8,128	114,983	-111,551	-35,479	-82,513	-92,564
銀行	Banks	-45,980	-7,863	-24,607	-54,357	-20,615	-21,429
其他界別	Other sectors	54,108	122,846	-86,945	18,878	-61,898	-71,134
金融衍生工具	Financial derivatives	-1,134	23,180	-7,166	12,829	25,335	8,642
銀行	Banks	-4,114	19,206	-8,111	12,210	24,375	5,356
其他界別	Other sectors	2,980	3,975	945	620	960	3,286
其他投資	Other investment	-7,526	-50,520	114,378	-4,179	10,395	44,233
銀行	Banks	-19,740	-68,495	70,608	-14,373	53,392	35,161
其他界別	Other sectors	12,214	17,975	43,770	10,193	-42,997	9,073
總計	Total	16,672	13,839	48,006	10,821	-45,176	-45,463
銀行	Banks	-55,124	-55,461	43,451	-42,909	73,797	21,640
其他界別	Other sectors	71,796	69,300	4,554	53,730	-118,973	-67,103

表 4 (續) 按界別劃分的投資流量淨值
Table 4 (cont'd) Net investment flows by sector

		百萬港元 HK\$ million					
投資組成部分／界別	Investment component / Sector	2002	2002	2002	2002	2003	2003
		第一季 1st Qtr	第二季 2nd Qtr	第三季 3rd Qtr	第四季 4th Qtr	第一季 1st Qtr	第二季 2nd Qtr
直接投資	Direct investment	-20,329	34,611	-40,825	-47,553	1,273	-878
銀行	Banks	-6,283	21,166	-39,560	9,856	2,633	5,529
其他界別	Other sectors	-14,045	13,445	-1,266	-57,409	-1,360	-6,407
證券投資	Portfolio investment	-4,239	-113,407	-88,105	-96,840	-66,301	-26,033
銀行	Banks	-6,937	-91,652	-11,624	-42,263	-15,375	-20,632
其他界別	Other sectors	2,697	-21,755	-76,482	-54,577	-50,925	-5,401
金融衍生工具	Financial derivatives	2,769	24,412	6,452	17,931	9,758	53,409
銀行	Banks	2,568	21,250	6,779	16,723	7,151	50,462
其他界別	Other sectors	201	3,162	-328	1,207	2,608	2,946
其他投資	Other investment	3,903	45,526	78,569	61,895	32,932	-65,774
銀行	Banks	-13,060	86,872	94,151	20,044	15,390	-7,483
其他界別	Other sectors	16,962	-41,346	-15,582	41,851	17,542	-58,291
總計	Total	-17,896	-8,858	-43,910	-64,568	-22,337	-39,277
銀行	Banks	-23,711	37,636	49,747	4,360	9,798	27,876
其他界別	Other sectors	5,815	-46,494	-93,657	-68,928	-32,135	-67,153

		2003	2003	2004	2004	2004	2004
投資組成部分／界別	Investment component / Sector	第三季 3rd Qtr	第四季 4th Qtr	第一季 1st Qtr	第二季 2nd Qtr	第三季 3rd Qtr	第四季 4th Qtr
		直接投資	Direct investment	45,329	-766	-110,182	20,382
銀行	Banks	4,342	1,370	-1,751	7,839	6,512	5,320
其他界別	Other sectors	40,986	-2,135	-108,431	12,543	-105,373	70,546
證券投資	Portfolio investment	-85,897	-86,258	-166,879	-130,173	-62,676	56,691
銀行	Banks	-25,444	-43,141	-19,841	-9,752	-11,936	3,260
其他界別	Other sectors	-60,453	-43,118	-147,038	-120,421	-50,740	53,431
金融衍生工具	Financial derivatives	3,492	11,630	12,722	8,981	5,940	16,676
銀行	Banks	4,036	12,403	15,905	6,120	8,244	14,781
其他界別	Other sectors	-545	-773	-3,183	2,861	-2,304	1,895
其他投資	Other investment	-22,319	54,361	275,110	75,593	67,038	-196,647
銀行	Banks	-62,069	76,537	195,157	61,231	-7,826	-106,324
其他界別	Other sectors	39,749	-22,176	79,953	14,362	74,864	-90,323
總計	Total	-59,396	-21,034	10,771	-25,217	-88,558	-47,413
銀行	Banks	-79,134	47,169	189,470	65,439	-5,006	-82,963
其他界別	Other sectors	19,737	-68,203	-178,700	-90,655	-83,552	35,550

表 4 (續) 按界別劃分的投資流量淨值
Table 4 (cont'd) Net investment flows by sector

		百萬港元 HK\$ million				
投資組成部分／界別	Investment component / Sector	2005 第一季 1st Qtr	2005 第二季 2nd Qtr	2005 第三季 3rd Qtr	2005 第四季 4th Qtr	2006 第一季 1st Qtr
直接投資	Direct investment	37,428	18,198	-32,440	31,681	11,547
銀行	Banks	5,044	7,289	7,390	185	10,681
其他界別	Other sectors	32,384	10,909	-39,830	31,496	866
證券投資	Portfolio investment	-61,746	-140,795	-31,268	-7,900	61,500
銀行	Banks	2,127	-54,741	-16,597	-2,866	-63,350
其他界別	Other sectors	-63,873	-86,053	-14,670	-5,034	124,850
金融衍生工具	Financial derivatives	12,236	6,676	1,423	10,166	1,238
銀行	Banks	6,752	6,979	-1,714	9,667	1,547
其他界別	Other sectors	5,484	-303	3,137	499	-309
其他投資	Other investment	-43,070	69,326	42,266	-76,676	-87,256
銀行	Banks	6,791	98,140	31,888	-127,144	-98,276
其他界別	Other sectors	-49,862	-28,814	10,378	50,468	11,020
總計	Total	-55,152	-46,594	-20,019	-42,728	-12,971
銀行	Banks	20,714	57,668	20,966	-120,157	-149,399
其他界別	Other sectors	-75,866	-104,261	-40,985	77,429	136,428

投資組成部分／界別	Investment component / Sector	2006 第二季 2nd Qtr	2006 第三季 3rd Qtr	2006 第四季 4th Qtr	2007 第一季 1st Qtr	2007 第二季 2nd Qtr
直接投資	Direct investment	-48,474	-24,688	40,918	-4,995	-4,893
銀行	Banks	8,772	2,229	-1,946	8,586	3,964
其他界別	Other sectors	-57,247	-26,917	42,864	-13,581	-8,857
證券投資	Portfolio investment	-40,755	-28,394	-196,082	-4,294	-52,558
銀行	Banks	-7,304	-9,258	-116,337	5,321	29,423
其他界別	Other sectors	-33,451	-19,136	-79,744	-9,615	-81,981
金融衍生工具	Financial derivatives	12,612	6,989	5,087	19,847	16,419
銀行	Banks	12,444	-2,238	3,715	10,901	16,392
其他界別	Other sectors	168	9,227	1,372	8,946	27
其他投資	Other investment	65,845	-22,662	98,364	-69,903	9,278
銀行	Banks	36,286	-20,774	41,460	-19,738	98,308
其他界別	Other sectors	29,559	-1,888	56,904	-50,165	-89,030
總計	Total	-10,773	-68,756	-51,713	-59,346	-31,754
銀行	Banks	50,198	-30,041	-73,108	5,070	148,087
其他界別	Other sectors	-60,971	-38,714	21,396	-64,416	-179,842

表 4 (續) 按界別劃分的投資流量淨值
Table 4 (cont'd) Net investment flows by sector

		百萬港元 HK\$ million				
投資組成部分／界別	Investment component / Sector	2007 第三季 3rd Qtr	2007 第四季 4th Qtr	2008 第一季 1st Qtr	2008 第二季 2nd Qtr	2008 第三季 3rd Qtr
直接投資	Direct investment	3,572	-38,638	50,418	-58,744	43,063
銀行	Banks	16,639	2,781	-1,353	2,395	11,520
其他界別	Other sectors	-13,067	-41,419	51,771	-61,139	31,543
證券投資	Portfolio investment	28,460	17,462	-187,852	80,086	207,460
銀行	Banks	37,282	80,681	36,893	-21,083	59,624
其他界別	Other sectors	-8,822	-63,219	-224,745	101,169	147,836
金融衍生工具	Financial derivatives	7,164	104	22,061	5,449	30,729
銀行	Banks	5,547	7,599	11,585	-905	12,063
其他界別	Other sectors	1,618	-7,495	10,475	6,354	18,666
其他投資	Other investment	-127,347	4,823	153,162	-26,255	-315,692
銀行	Banks	-32,169	17,996	94,711	11,488	-177,386
其他界別	Other sectors	-95,179	-13,173	58,450	-37,743	-138,306
總計	Total	-88,151	-16,249	37,788	536	-34,440
銀行	Banks	27,299	109,058	141,836	-8,106	-94,179
其他界別	Other sectors	-115,451	-125,307	-104,048	8,642	59,739

投資組成部分／界別	Investment component / Sector	2008 第四季 4th Qtr	2009 第一季 1st Qtr	2009 第二季 2nd Qtr	2009 第三季 3rd Qtr	2009 第四季 4th Qtr
直接投資	Direct investment	42,634	13,145	8,425	-34,714	-15,277
銀行	Banks	11,133	-4,086	39,931	3,391	6,858
其他界別	Other sectors	31,502	17,231	-31,506	-38,105	-22,136
證券投資	Portfolio investment	-380,835	44,436	-232,580	-48,848	-73,092
銀行	Banks	-346,579	133,132	-184,665	-3,149	18,904
其他界別	Other sectors	-34,256	-88,696	-47,915	-45,698	-91,995
金融衍生工具	Financial derivatives	5,099	1,942	15,070	1,392	6,156
銀行	Banks	5,459	81	3,501	499	1,678
其他界別	Other sectors	-360	1,861	11,569	893	4,478
其他投資	Other investment	300,444	-12,241	314,395	183,486	299,291
銀行	Banks	311,658	-27,952	253,385	123,183	278,541
其他界別	Other sectors	-11,214	15,711	61,010	60,303	20,750
總計	Total	-32,658	47,282	105,310	101,317	217,078
銀行	Banks	-18,330	101,175	112,152	123,924	305,981
其他界別	Other sectors	-14,328	-53,893	-6,842	-22,607	-88,903

表 4 (續) 按界別劃分的投資流量淨值
Table 4 (cont'd) Net investment flows by sector

百萬港元
HK\$ million

投資組成部分／界別	Investment component / Sector	2010 第一季 1st Qtr	2010 第二季 2nd Qtr	2010 第三季 3rd Qtr	2010 第四季 4th Qtr	2011 第一季 1st Qtr
直接投資	Direct investment	28,359	12,162	-11,939	-150,608	71,310
銀行	Banks	34,261	7,174	23,671	20,056	9,457
其他界別	Other sectors	-5,901	4,987	-35,611	-170,664	61,852
證券投資	Portfolio investment	-183,374	-46,079	-92,900	-120,106	23,548
銀行	Banks	-54,395	67,625	-83,219	-109,954	28,749
其他界別	Other sectors	-128,979	-113,704	-9,681	-10,152	-5,201
金融衍生工具	Financial derivatives	11,594	8,089	2,604	-3,610	5,199
銀行	Banks	4,745	429	1,456	-3,683	5,172
其他界別	Other sectors	6,849	7,660	1,147	73	27
其他投資	Other investment	140,955	21,990	93,568	264,039	-108,964
銀行	Banks	77,850	79,678	87,801	237,796	-43,832
其他界別	Other sectors	63,105	-57,688	5,767	26,243	-65,133
總計	Total	-2,466	-3,839	-8,668	-10,285	-8,908
銀行	Banks	62,461	154,906	29,710	144,215	-454
其他界別	Other sectors	-64,926	-158,745	-38,378	-154,500	-8,454

投資組成部分／界別	Investment component / Sector	2011 第二季 2nd Qtr	2011 第三季 3rd Qtr	2011 第四季 4th Qtr	2012 第一季 1st Qtr	2012 第二季 2nd Qtr
直接投資	Direct investment	22,446	21,834	-43,172	-8,846	9,557
銀行	Banks	89,747	9,614	-6,498	-4,024	-2,865
其他界別	Other sectors	-67,301	12,221	-36,674	-4,822	12,422
證券投資	Portfolio investment	-55,759	-85,292	121,508	194,898	17,684
銀行	Banks	-88,458	26,616	44,635	-3,291	34,165
其他界別	Other sectors	32,699	-111,908	76,873	198,188	-16,481
金融衍生工具	Financial derivatives	-4,059	2,323	19,474	1,697	550
銀行	Banks	-6,468	623	19,634	1,397	596
其他界別	Other sectors	2,409	1,700	-160	300	-46
其他投資	Other investment	38,861	51,196	-82,159	-109,633	-2,559
銀行	Banks	42,036	-17,644	-119,718	-54,609	-87,199
其他界別	Other sectors	-3,175	68,840	37,558	-55,025	84,640
總計	Total	1,489	-9,939	15,651	78,115	25,232
銀行	Banks	36,858	19,208	-61,946	-60,527	-55,303
其他界別	Other sectors	-35,369	-29,147	77,597	138,642	80,535

表 5 按標準組成部分劃分的國際投資頭寸 (期末頭寸)
Table 5 International Investment Position by standard component
(position as at end of period)

百萬港元
 HK\$ million

標準組成部分	Standard component	2000	2001	2002	2003	2004	2005
資產	Assets	9,249,299	8,754,831	8,461,915	9,702,585	11,123,494	12,093,958
直接投資	Direct investment	3,397,426	3,182,466	2,914,900	3,218,203	3,675,438	4,271,695
股權和投資基金份額	Equity and investment fund shares	2,557,578	2,308,702	2,045,128	2,323,196	2,643,158	3,186,320
直接投資者對 直接投資企業	Direct investor in direct investment enterprises	2,557,578	2,308,702	2,045,128	2,323,196	2,643,158	3,186,320
直接投資企業對 直接投資者	Direct investment enterprises in direct investor	*	*	*	*	*	*
聯屬企業之間	Between fellow enterprises	*	*	*	*	*	*
債務工具	Debt instruments	839,849	873,764	869,772	895,007	1,032,281	1,085,375
直接投資者對 直接投資企業	Direct investor in direct investment enterprises	622,671	659,750	626,596	641,509	727,692	747,547
直接投資企業對 直接投資者	Direct investment enterprises in direct investor	116,252	119,341	119,373	125,377	149,185	164,384
聯屬企業之間	Between fellow enterprises	100,926	94,672	123,804	128,121	155,403	173,445
證券投資	Portfolio investment	1,394,320	1,603,059	1,903,241	2,599,922	3,116,312	3,384,731
股權和投資基金份額	Equity and investment fund shares	688,581	737,717	746,434	1,186,426	1,552,246	1,766,398
銀行	Banks	548	512	536	2,069	9,034	22,346
其他界別	Other sectors	688,033	737,205	745,897	1,184,356	1,543,211	1,744,051
債務證券	Debt securities	705,739	865,342	1,156,808	1,413,497	1,564,066	1,618,333
銀行	Banks	492,028	626,478	830,412	947,880	1,001,076	1,044,877
短期	Short-term	164,918	167,265	166,653	185,601	212,526	210,750
長期	Long-term	327,111	459,213	663,758	762,279	788,550	834,127
其他界別	Other sectors	213,711	238,864	326,396	465,616	562,990	573,456
短期	Short-term	16,799	28,493	26,887	31,644	34,033	50,006
長期	Long-term	196,912	210,372	299,510	433,972	528,957	523,449
金融衍生工具	Financial derivatives	131,063	136,672	175,616	154,065	174,450	133,288
銀行	Banks	123,152	128,498	159,643	128,999	136,819	100,277
其他界別	Other sectors	7,911	8,174	15,972	25,066	37,631	33,010
其他投資	Other investment	3,529,784	3,014,198	2,636,343	2,861,759	3,252,392	3,419,316
貨幣和存款	Currency and deposits	2,802,782	2,480,654	2,170,972	2,417,932	2,762,606	2,886,167
銀行	Banks	2,455,796	2,115,542	1,785,817	1,983,472	2,272,053	2,337,116
其他界別	Other sectors	346,985	365,112	385,155	434,460	490,553	549,051
貸款	Loans	648,886	450,881	387,709	357,615	398,957	416,128
銀行	Banks	599,188	357,827	345,270	315,708	351,442	359,551
其他界別	Other sectors	49,699	93,054	42,438	41,907	47,515	56,577
貿易信貸和預付款	Trade credit and advances	33,946	36,559	44,592	46,596	52,085	63,412
其他資產	Other assets	44,169	46,103	33,070	39,616	38,744	53,610
銀行	Banks	10,066	9,180	8,157	8,453	14,865	16,616
其他界別	Other sectors	34,103	36,923	24,913	31,162	23,879	36,994
儲備資產	Reserve assets	796,706	818,436	831,814	868,637	904,903	884,928

表 5 (續) 按標準組成部分劃分的國際投資頭寸 (期末頭寸)
Table 5 (cont'd) International Investment Position by standard component
(position as at end of period)

百萬港元
HK\$ million

標準組成部分	Standard component	2006	2007	2008	2009	2010	2011
資產	Assets	15,574,380	21,905,020	18,192,819	20,679,697	23,230,015	24,183,167
直接投資	Direct investment	5,907,082	8,643,784	6,653,194	7,204,443	8,078,041	8,930,619
股權和投資基金份額	Equity and investment fund shares	4,698,065	7,342,850	5,235,600	5,811,062	6,604,961	7,189,555
直接投資者對 直接投資企業	Direct investor in direct investment enterprises	4,698,065	7,342,850	5,235,600	5,811,062	6,604,961	7,189,555
直接投資企業對 直接投資者	Direct investment enterprises in direct investor	*	*	*	*	*	*
聯屬企業之間	Between fellow enterprises	*	*	*	*	*	*
債務工具	Debt instruments	1,209,017	1,300,933	1,417,594	1,393,382	1,473,079	1,741,065
直接投資者對 直接投資企業	Direct investor in direct investment enterprises	821,127	937,319	991,054	975,235	1,076,378	1,266,214
直接投資企業對 直接投資者	Direct investment enterprises in direct investor	172,664	181,310	215,071	216,206	155,064	153,552
聯屬企業之間	Between fellow enterprises	215,225	182,304	211,468	201,941	241,637	321,299
證券投資	Portfolio investment	4,513,498	6,074,091	4,318,241	6,293,449	7,226,016	6,350,763
股權和投資基金份額	Equity and investment fund shares	2,634,772	4,014,215	2,132,764	3,867,975	4,522,750	3,654,437
銀行	Banks	24,851	40,216	16,081	18,913	24,505	19,417
其他界別	Other sectors	2,609,920	3,973,998	2,116,683	3,849,062	4,498,246	3,635,020
債務證券	Debt securities	1,878,727	2,059,876	2,185,478	2,425,474	2,703,265	2,696,326
銀行	Banks	1,274,778	1,376,300	1,531,891	1,579,762	1,773,104	1,825,574
短期	Short-term	353,143	414,193	572,807	387,484	603,221	884,698
長期	Long-term	921,636	962,107	959,084	1,192,278	1,169,883	940,876
其他界別	Other sectors	603,949	683,576	653,587	845,712	930,161	870,752
短期	Short-term	53,749	43,784	81,453	138,483	145,275	128,391
長期	Long-term	550,199	639,792	572,134	707,229	784,887	742,361
金融衍生工具	Financial derivatives	175,204	373,619	675,311	379,224	456,899	560,722
銀行	Banks	131,839	263,752	611,710	267,476	335,442	410,112
其他界別	Other sectors	43,365	109,867	63,601	111,748	121,457	150,610
其他投資	Other investment	3,993,551	5,725,589	5,273,447	4,898,883	5,471,734	6,240,549
貨幣和存款	Currency and deposits	3,404,072	4,628,402	4,285,879	4,013,053	4,231,709	4,528,347
銀行	Banks	2,782,853	3,697,975	3,360,837	3,140,008	3,276,341	3,531,025
其他界別	Other sectors	621,219	930,427	925,042	873,045	955,368	997,321
貸款	Loans	450,755	828,495	824,347	694,172	1,031,079	1,486,304
銀行	Banks	398,001	670,885	735,713	653,341	988,982	1,430,089
其他界別	Other sectors	52,754	157,610	88,635	40,831	42,097	56,214
貿易信貸和預付款	Trade credit and advances	69,185	77,700	76,620	103,776	111,854	125,466
其他資產	Other assets	69,538	190,993	86,601	87,881	97,093	100,433
銀行	Banks	30,651	38,431	36,572	33,427	43,735	38,371
其他界別	Other sectors	38,887	152,562	50,029	54,455	53,358	62,062
儲備資產	Reserve assets	985,045	1,087,938	1,272,625	1,903,698	1,997,325	2,100,513

表 5 (續) 按標準組成部分劃分的國際投資頭寸 (期末頭寸)
Table 5 (cont'd) International Investment Position by standard component
(position as at end of period)

百萬港元
HK\$ million

標準組成部分	Standard component	2000	2001	2002	2003	2004	2005
負債	Liabilities	7,529,769	6,708,077	5,787,658	6,616,198	7,813,621	8,618,313
直接投資	Direct investment	3,835,034	3,598,950	2,980,650	3,350,205	3,821,958	4,408,929
股權和投資基金份額	Equity and investment fund shares	3,134,592	2,765,016	2,173,538	2,566,608	3,051,960	3,540,756
直接投資企業對直接投資者	Direct investment enterprises to direct investor	3,134,592	2,765,016	2,173,538	2,566,608	3,051,960	3,540,756
直接投資者對直接投資企業	Direct investor to direct investment enterprises	*	*	*	*	*	*
聯屬企業之間	Between fellow enterprises	*	*	*	*	*	*
債務工具	Debt instruments	700,442	833,935	807,112	783,597	769,998	868,174
直接投資企業對直接投資者	Direct investment enterprises to direct investor	276,374	346,089	305,813	287,063	327,224	360,781
直接投資者對直接投資企業	Direct investor to direct investment enterprises	223,345	256,884	280,610	273,457	197,678	242,181
聯屬企業之間	Between fellow enterprises	200,724	230,962	220,690	223,077	245,096	265,211
證券投資	Portfolio investment	1,194,477	912,493	729,456	972,770	1,206,935	1,383,344
股權和投資基金份額	Equity and investment fund shares	1,076,454	801,787	618,299	898,083	1,114,762	1,299,073
銀行	Banks	63,165	50,031	44,774	64,644	65,910	52,039
其他界別	Other sectors	1,013,290	751,756	573,525	833,439	1,048,852	1,247,034
債務證券	Debt securities	118,023	110,706	111,158	74,687	92,173	84,271
銀行	Banks	48,887	48,179	60,253	42,580	53,520	58,669
短期	Short-term	21,168	24,936	24,606	22,392	24,230	24,065
長期	Long-term	27,719	23,242	35,647	20,188	29,290	34,605
其他界別	Other sectors	69,135	62,527	50,904	32,107	38,654	25,602
短期	Short-term	21,907	22,731	5,148	2,332	1,901	1,918
長期	Long-term	47,229	39,796	45,756	29,775	36,752	23,683
金融衍生工具	Financial derivatives	97,582	94,022	165,305	152,141	164,302	132,575
銀行	Banks	92,904	90,240	159,395	132,046	141,864	109,939
其他界別	Other sectors	4,678	3,783	5,910	20,094	22,438	22,636
其他投資	Other investment	2,402,676	2,102,612	1,912,246	2,141,082	2,620,426	2,693,465
貨幣和存款	Currency and deposits	2,021,862	1,693,371	1,604,658	1,789,747	2,245,429	2,239,300
銀行	Banks	2,019,923	1,693,037	1,603,733	1,788,935	2,244,175	2,237,604
其他界別	Other sectors	1,939	334	925	813	1,254	1,696
貸款	Loans	339,158	357,669	242,527	259,498	274,103	321,733
銀行	Banks	152,272	105,292	53,166	43,579	49,652	36,451
其他界別	Other sectors	186,885	252,377	189,361	215,919	224,451	285,282
貿易信貸和預付款	Trade credit and advances	24,537	31,042	41,110	47,452	63,949	72,576
其他負債	Other liabilities	17,119	20,530	23,952	44,384	36,943	59,856
銀行	Banks	3,018	4,194	5,074	5,806	10,952	10,766
其他界別	Other sectors	14,102	16,335	18,877	38,578	25,992	49,090
國際投資頭寸淨值⁽¹⁾	Net International Investment Position⁽¹⁾	1,719,529	2,046,754	2,674,256	3,086,387	3,309,873	3,475,645
與儲備資產有關的附加項目：	Additional items related to reserve assets:						
與儲備有關的負債	Reserve-related liabilities	19,816	41,974	1,653	1,039	160	1,194
在居民銀行的外幣存款	Foreign currency deposits with resident banks	42,132	48,485	40,990	50,471	55,558	78,680

表 5 (續) 按標準組成部分劃分的國際投資頭寸 (期末頭寸)
Table 5 (cont'd) International Investment Position by standard component
(position as at end of period)

百萬港元
HK\$ million

標準組成部分	Standard component	2006	2007	2008	2009	2010	2011
負債	Liabilities	11,465,579	18,067,643	13,292,828	14,977,487	18,058,897	18,718,750
直接投資	Direct investment	6,087,936	9,570,927	6,768,369	7,709,128	9,038,830	9,414,846
股權和投資基金份額	Equity and investment fund shares	5,147,401	8,566,965	5,710,731	6,612,096	7,761,067	8,085,468
直接投資企業對直接投資者	Direct investment enterprises to direct investor	5,147,401	8,566,965	5,710,731	6,612,096	7,760,477	8,084,887
直接投資者對直接投資企業	Direct investor to direct investment enterprises	*	*	*	*	*	*
聯屬企業之間	Between fellow enterprises	*	*	*	*	*	*
債務工具	Debt instruments	940,536	1,003,962	1,057,637	1,097,032	1,277,763	1,329,378
直接投資企業對直接投資者	Direct investment enterprises to direct investor	415,042	478,125	500,622	530,201	601,716	669,700
直接投資者對直接投資企業	Direct investor to direct investment enterprises	230,195	252,055	271,193	279,301	344,965	307,907
聯屬企業之間	Between fellow enterprises	295,299	273,782	285,822	287,530	331,082	351,771
證券投資	Portfolio investment	2,018,754	3,726,025	1,781,904	2,643,179	3,218,473	2,812,148
股權和投資基金份額	Equity and investment fund shares	1,927,068	3,382,906	1,662,400	2,529,409	3,074,029	2,597,100
銀行	Banks	86,180	130,864	56,377	76,117	84,242	54,551
其他界別	Other sectors	1,840,888	3,252,042	1,606,023	2,453,292	2,989,787	2,542,549
債務證券	Debt securities	91,686	343,118	119,504	113,770	144,444	215,048
銀行	Banks	56,130	232,219	66,695	60,968	68,602	111,433
短期	Short-term	28,217	194,186	31,307	24,547	33,004	53,102
長期	Long-term	27,912	38,033	35,388	36,421	35,598	58,332
其他界別	Other sectors	35,557	110,899	52,809	52,802	75,842	103,615
短期	Short-term	2,555	2,852	1,777	2,639	5,473	10,613
長期	Long-term	33,002	108,047	51,032	50,163	70,369	93,002
金融衍生工具	Financial derivatives	158,338	253,836	572,647	310,478	389,750	467,554
銀行	Banks	128,021	224,512	543,187	267,053	345,336	439,368
其他界別	Other sectors	30,317	29,323	29,460	43,425	44,415	28,186
其他投資	Other investment	3,200,551	4,516,855	4,169,907	4,314,701	5,411,844	6,024,201
貨幣和存款	Currency and deposits	2,590,304	3,627,966	3,585,015	3,686,161	4,609,771	5,094,235
銀行	Banks	2,584,612	3,618,897	3,581,908	3,680,592	4,604,409	5,091,111
其他界別	Other sectors	5,692	9,069	3,107	5,569	5,362	3,124
貸款	Loans	487,299	620,466	435,348	492,753	611,092	714,038
銀行	Banks	29,532	39,715	63,811	45,100	66,913	79,530
其他界別	Other sectors	457,767	580,751	371,537	447,654	544,179	634,508
貿易信貸和預付款	Trade credit and advances	67,591	68,418	58,544	62,519	109,308	126,075
其他負債	Other liabilities	55,357	200,005	91,001	73,268	81,673	89,853
銀行	Banks	14,656	30,806	37,518	25,804	31,185	40,099
其他界別	Other sectors	40,701	169,199	53,483	47,464	50,487	49,754
國際投資頭寸淨值⁽¹⁾	Net International Investment Position⁽¹⁾	4,108,801	3,837,378	4,899,991	5,702,211	5,171,117	5,464,418
與儲備資產有關的附加項目：	Additional items related to reserve assets:						
與儲備有關的負債	Reserve-related liabilities	256	380	371	365	249	196
在居民銀行的外幣存款	Foreign currency deposits with resident banks	50,966	102,744	142,085	79,911	91,697	116,134

註釋：(1) 國際投資頭寸淨值是對外金融資產總值與對外金融負債總值之間的差額。

* 由於數值較不顯著(少於一千萬港元)及/或為使個別機構單位所提供的資料得以保密，數據不予公布。

Notes: (1) Net International Investment Position is the difference between total external financial assets and total external financial liabilities.

* Data are not released due to relatively insignificant value (less than HK\$10 million) and / or in order to safeguard confidentiality of information provided by individual establishments.

表 6 按概括組成部分劃分的國際投資頭寸 (期末頭寸)
Table 6 International Investment Position by broad component
(position as at end of period)

百萬港元
 HK\$ million

概括組成部分	Broad component	2000	2001	2002	2003	2004	2005
資產	Assets	9,249,299	8,754,831	8,461,915	9,702,585	11,123,494	12,093,958
<i>直接投資</i>	<i>Direct investment</i>	<i>3,397,426</i>	<i>3,182,466</i>	<i>2,914,900</i>	<i>3,218,203</i>	<i>3,675,438</i>	<i>4,271,695</i>
股權和投資基金份額	Equity and investment fund shares	2,557,578	2,308,702	2,045,128	2,323,196	2,643,158	3,186,320
債務工具	Debt instruments	839,849	873,764	869,772	895,007	1,032,281	1,085,375
<i>證券投資</i>	<i>Portfolio investment</i>	<i>1,394,320</i>	<i>1,603,059</i>	<i>1,903,241</i>	<i>2,599,922</i>	<i>3,116,312</i>	<i>3,384,731</i>
股權和投資基金份額	Equity and investment fund shares	688,581	737,717	746,434	1,186,426	1,552,246	1,766,398
債務證券	Debt securities	705,739	865,342	1,156,808	1,413,497	1,564,066	1,618,333
短期	Short-term	181,716	195,757	193,540	217,245	246,559	260,757
長期	Long-term	524,023	669,585	963,268	1,196,251	1,317,507	1,357,576
<i>金融衍生工具</i>	<i>Financial derivatives</i>	<i>131,063</i>	<i>136,672</i>	<i>175,616</i>	<i>154,065</i>	<i>174,450</i>	<i>133,288</i>
<i>其他投資</i>	<i>Other investment</i>	<i>3,529,784</i>	<i>3,014,198</i>	<i>2,636,343</i>	<i>2,861,759</i>	<i>3,252,392</i>	<i>3,419,316</i>
貨幣和存款	Currency and deposits	2,802,782	2,480,654	2,170,972	2,417,932	2,762,606	2,886,167
貸款	Loans	648,886	450,881	387,709	357,615	398,957	416,128
貿易信貸和預付款	Trade credit and advances	33,946	36,559	44,592	46,596	52,085	63,412
其他資產	Other assets	44,169	46,103	33,070	39,616	38,744	53,610
<i>儲備資產</i>	<i>Reserve assets</i>	<i>796,706</i>	<i>818,436</i>	<i>831,814</i>	<i>868,637</i>	<i>904,903</i>	<i>884,928</i>
負債	Liabilities	7,529,769	6,708,077	5,787,658	6,616,198	7,813,621	8,618,313
<i>直接投資</i>	<i>Direct investment</i>	<i>3,835,034</i>	<i>3,598,950</i>	<i>2,980,650</i>	<i>3,350,205</i>	<i>3,821,958</i>	<i>4,408,929</i>
股權和投資基金份額	Equity and investment fund shares	3,134,592	2,765,016	2,173,538	2,566,608	3,051,960	3,540,756
債務工具	Debt instruments	700,442	833,935	807,112	783,597	769,998	868,174
<i>證券投資</i>	<i>Portfolio investment</i>	<i>1,194,477</i>	<i>912,493</i>	<i>729,456</i>	<i>972,770</i>	<i>1,206,935</i>	<i>1,383,344</i>
股權和投資基金份額	Equity and investment fund shares	1,076,454	801,787	618,299	898,083	1,114,762	1,299,073
債務證券	Debt securities	118,023	110,706	111,158	74,687	92,173	84,271
短期	Short-term	43,075	47,668	29,754	24,725	26,131	25,983
長期	Long-term	74,948	63,038	81,403	49,962	66,042	58,288
<i>金融衍生工具</i>	<i>Financial derivatives</i>	<i>97,582</i>	<i>94,022</i>	<i>165,305</i>	<i>152,141</i>	<i>164,302</i>	<i>132,575</i>
<i>其他投資</i>	<i>Other investment</i>	<i>2,402,676</i>	<i>2,102,612</i>	<i>1,912,246</i>	<i>2,141,082</i>	<i>2,620,426</i>	<i>2,693,465</i>
貨幣和存款	Currency and deposits	2,021,862	1,693,371	1,604,658	1,789,747	2,245,429	2,239,300
貸款	Loans	339,158	357,669	242,527	259,498	274,103	321,733
貿易信貸和預付款	Trade credit and advances	24,537	31,042	41,110	47,452	63,949	72,576
其他負債	Other liabilities	17,119	20,530	23,952	44,384	36,943	59,856
國際投資頭寸淨值⁽¹⁾	Net International Investment Position⁽¹⁾	1,719,529	2,046,754	2,674,256	3,086,387	3,309,873	3,475,645
與儲備資產有關的 附加項目：	Additional items related to reserve assets:						
<i>與儲備有關的負債</i>	<i>Reserve-related liabilities</i>	<i>19,816</i>	<i>41,974</i>	<i>1,653</i>	<i>1,039</i>	<i>160</i>	<i>1,194</i>
<i>在居民銀行的 外幣存款</i>	<i>Foreign currency deposits with resident banks</i>	<i>42,132</i>	<i>48,485</i>	<i>40,990</i>	<i>50,471</i>	<i>55,558</i>	<i>78,680</i>

表 6 (續) 按概括組成部分劃分的國際投資頭寸 (期末頭寸)
Table 6 (cont'd) International Investment Position by broad component
(position as at end of period)

百萬港元
HK\$ million

概括組成部分	Broad component	2006	2007	2008	2009	2010	2011
資產	Assets	15,574,380	21,905,020	18,192,819	20,679,697	23,230,015	24,183,167
<i>直接投資</i>	<i>Direct investment</i>	<i>5,907,082</i>	<i>8,643,784</i>	<i>6,653,194</i>	<i>7,204,443</i>	<i>8,078,041</i>	<i>8,930,619</i>
股權和投資基金份額	Equity and investment fund shares	4,698,065	7,342,850	5,235,600	5,811,062	6,604,961	7,189,555
債務工具	Debt instruments	1,209,017	1,300,933	1,417,594	1,393,382	1,473,079	1,741,065
<i>證券投資</i>	<i>Portfolio investment</i>	<i>4,513,498</i>	<i>6,074,091</i>	<i>4,318,241</i>	<i>6,293,449</i>	<i>7,226,016</i>	<i>6,350,763</i>
股權和投資基金份額	Equity and investment fund shares	2,634,772	4,014,215	2,132,764	3,867,975	4,522,750	3,654,437
債務證券	Debt securities	1,878,727	2,059,876	2,185,478	2,425,474	2,703,265	2,696,326
短期	Short-term	406,892	457,976	654,260	525,967	748,496	1,013,089
長期	Long-term	1,471,835	1,601,900	1,531,218	1,899,507	1,954,770	1,683,237
<i>金融衍生工具</i>	<i>Financial derivatives</i>	<i>175,204</i>	<i>373,619</i>	<i>675,311</i>	<i>379,224</i>	<i>456,899</i>	<i>560,722</i>
<i>其他投資</i>	<i>Other investment</i>	<i>3,993,551</i>	<i>5,725,589</i>	<i>5,273,447</i>	<i>4,898,883</i>	<i>5,471,734</i>	<i>6,240,549</i>
貨幣和存款	Currency and deposits	3,404,072	4,628,402	4,285,879	4,013,053	4,231,709	4,528,347
貸款	Loans	450,755	828,495	824,347	694,172	1,031,079	1,486,304
貿易信貸和預付款	Trade credit and advances	69,185	77,700	76,620	103,776	111,854	125,466
其他資產	Other assets	69,538	190,993	86,601	87,881	97,093	100,433
<i>儲備資產</i>	<i>Reserve assets</i>	<i>985,045</i>	<i>1,087,938</i>	<i>1,272,625</i>	<i>1,903,698</i>	<i>1,997,325</i>	<i>2,100,513</i>
負債	Liabilities	11,465,579	18,067,643	13,292,828	14,977,487	18,058,897	18,718,750
<i>直接投資</i>	<i>Direct investment</i>	<i>6,087,936</i>	<i>9,570,927</i>	<i>6,768,369</i>	<i>7,709,128</i>	<i>9,038,830</i>	<i>9,414,846</i>
股權和投資基金份額	Equity and investment fund shares	5,147,401	8,566,965	5,710,731	6,612,096	7,761,067	8,085,468
債務工具	Debt instruments	940,536	1,003,962	1,057,637	1,097,032	1,277,763	1,329,378
<i>證券投資</i>	<i>Portfolio investment</i>	<i>2,018,754</i>	<i>3,726,025</i>	<i>1,781,904</i>	<i>2,643,179</i>	<i>3,218,473</i>	<i>2,812,148</i>
股權和投資基金份額	Equity and investment fund shares	1,927,068	3,382,906	1,662,400	2,529,409	3,074,029	2,597,100
債務證券	Debt securities	91,686	343,118	119,504	113,770	144,444	215,048
短期	Short-term	30,772	197,038	33,084	27,186	38,477	63,714
長期	Long-term	60,914	146,080	86,421	86,584	105,967	151,334
<i>金融衍生工具</i>	<i>Financial derivatives</i>	<i>158,338</i>	<i>253,836</i>	<i>572,647</i>	<i>310,478</i>	<i>389,750</i>	<i>467,554</i>
<i>其他投資</i>	<i>Other investment</i>	<i>3,200,551</i>	<i>4,516,855</i>	<i>4,169,907</i>	<i>4,314,701</i>	<i>5,411,844</i>	<i>6,024,201</i>
貨幣和存款	Currency and deposits	2,590,304	3,627,966	3,585,015	3,686,161	4,609,771	5,094,235
貸款	Loans	487,299	620,466	435,348	492,753	611,092	714,038
貿易信貸和預付款	Trade credit and advances	67,591	68,418	58,544	62,519	109,308	126,075
其他負債	Other liabilities	55,357	200,005	91,001	73,268	81,673	89,853
國際投資頭寸淨值⁽¹⁾	Net International Investment Position⁽¹⁾	4,108,801	3,837,378	4,899,991	5,702,211	5,171,117	5,464,418
與儲備資產有關的 附加項目：	Additional items related to reserve assets:						
<i>與儲備有關的負債</i>	<i>Reserve-related liabilities</i>	<i>256</i>	<i>380</i>	<i>371</i>	<i>365</i>	<i>249</i>	<i>196</i>
在居民銀行的 外幣存款	<i>Foreign currency deposits with resident banks</i>	<i>50,966</i>	<i>102,744</i>	<i>142,085</i>	<i>79,911</i>	<i>91,697</i>	<i>116,134</i>

表 6 (續) 按概括組成部分劃分的國際投資頭寸 (期末頭寸)
Table 6 (cont'd) International Investment Position by broad component
(position as at end of period)

		百萬港元 HK\$ million				
概括組成部分	Broad component	2010 第一季 1st Qtr	2010 第二季 2nd Qtr	2010 第三季 3rd Qtr	2010 第四季 4th Qtr	2011 第一季 1st Qtr
資產	Assets	21,047,978	20,934,679	22,486,757	23,230,015	23,532,625
直接投資	Direct investment	7,386,502	7,500,687	7,899,382	8,078,041	8,024,556
股權和投資基金份額	Equity and investment fund shares	5,985,956	6,084,583	6,458,939	6,604,961	6,550,778
債務工具	Debt instruments	1,400,546	1,416,103	1,440,443	1,473,079	1,473,779
證券投資	Portfolio investment	6,528,099	6,209,286	6,884,225	7,226,016	7,324,620
股權和投資基金份額	Equity and investment fund shares	4,078,357	3,796,417	4,300,522	4,522,750	4,682,003
債務證券	Debt securities	2,449,742	2,412,870	2,583,703	2,703,265	2,642,617
短期	Short-term	592,925	618,442	708,593	748,496	790,801
長期	Long-term	1,856,817	1,794,428	1,875,109	1,954,770	1,851,816
金融衍生工具	Financial derivatives	340,671	389,705	462,449	456,899	451,313
其他投資	Other investment	4,862,968	4,924,725	5,251,602	5,471,734	5,703,351
貨幣和存款	Currency and deposits	3,878,675	3,857,336	4,017,050	4,231,709	4,406,523
貸款	Loans	775,178	842,299	1,000,952	1,031,079	1,092,034
貿易信貸和預付款	Trade credit and advances	110,773	114,293	111,045	111,854	114,651
其他資產	Other assets	98,343	110,798	122,555	97,093	90,144
儲備資產	Reserve assets	1,929,739	1,910,276	1,989,098	1,997,325	2,028,785
負債	Liabilities	15,425,525	15,556,708	16,998,075	18,058,897	17,988,534
直接投資	Direct investment	8,013,110	8,147,994	8,692,589	9,038,830	8,851,842
股權和投資基金份額	Equity and investment fund shares	6,889,210	7,005,331	7,467,373	7,761,067	7,727,166
債務工具	Debt instruments	1,123,900	1,142,663	1,225,216	1,277,763	1,124,676
證券投資	Portfolio investment	2,675,729	2,527,333	2,942,771	3,218,473	3,241,150
股權和投資基金份額	Equity and investment fund shares	2,544,782	2,394,311	2,800,372	3,074,029	3,091,941
債務證券	Debt securities	130,947	133,023	142,399	144,444	149,208
短期	Short-term	29,816	30,456	32,967	38,477	43,554
長期	Long-term	101,131	102,567	109,432	105,967	105,654
金融衍生工具	Financial derivatives	311,501	363,831	427,802	389,750	385,908
其他投資	Other investment	4,425,184	4,517,550	4,934,913	5,411,844	5,509,634
貨幣和存款	Currency and deposits	3,752,909	3,796,026	4,197,344	4,609,771	4,682,754
貸款	Loans	519,777	542,731	552,846	611,092	630,927
貿易信貸和預付款	Trade credit and advances	74,357	91,201	92,982	109,308	109,005
其他負債	Other liabilities	78,141	87,592	91,741	81,673	86,948
國際投資頭寸淨值⁽¹⁾	Net International Investment Position⁽¹⁾	5,622,454	5,377,971	5,488,681	5,171,117	5,544,092
與儲備資產有關的 附加項目：	Additional items related to reserve assets:					
與儲備有關的負債	Reserve-related liabilities	416	509	242	249	262
在居民銀行的 外幣存款	Foreign currency deposits with resident banks	79,965	89,431	76,691	91,697	91,682

表 6 (續) 按概括組成部分劃分的國際投資頭寸 (期末頭寸)
Table 6 (cont'd) International Investment Position by broad component
(position as at end of period)

百萬港元
HK\$ million

概括組成部分	Broad component	2011 第二季 2nd Qtr	2011 第三季 3rd Qtr	2011 第四季 4th Qtr	2012 第一季 1st Qtr	2012 第二季 2nd Qtr
資產	Assets	24,469,815	23,831,004	24,183,167	25,224,024	25,092,689
直接投資	Direct investment	8,545,974	8,663,309	8,930,619	9,238,342	9,468,019
股權和投資基金份額	Equity and investment fund shares	6,871,544	6,996,535	7,189,555	7,401,090	7,636,896
債務工具	Debt instruments	1,674,429	1,666,774	1,741,065	1,837,252	1,831,122
證券投資	Portfolio investment	7,275,220	6,179,986	6,350,763	6,729,960	6,407,563
股權和投資基金份額	Equity and investment fund shares	4,581,515	3,489,824	3,654,437	3,980,212	3,669,409
債務證券	Debt securities	2,693,705	2,690,162	2,696,326	2,749,748	2,738,154
短期	Short-term	928,661	885,101	1,013,089	1,033,418	1,063,662
長期	Long-term	1,765,043	1,805,062	1,683,237	1,716,330	1,674,492
金融衍生工具	Financial derivatives	471,357	540,021	560,722	546,326	540,848
其他投資	Other investment	6,104,394	6,384,766	6,240,549	6,522,739	6,507,192
貨幣和存款	Currency and deposits	4,570,815	4,703,589	4,528,347	4,662,080	4,559,248
貸款	Loans	1,302,932	1,453,677	1,486,304	1,618,421	1,705,850
貿易信貸和預付款	Trade credit and advances	129,613	127,627	125,466	126,098	132,615
其他資產	Other assets	101,035	99,873	100,433	116,140	109,480
儲備資產	Reserve assets	2,072,870	2,062,922	2,100,513	2,186,656	2,169,067
負債	Liabilities	19,081,094	18,631,740	18,718,750	19,928,060	20,019,728
直接投資	Direct investment	9,525,623	9,263,484	9,414,846	10,008,828	10,287,919
股權和投資基金份額	Equity and investment fund shares	8,145,379	7,988,198	8,085,468	8,553,825	8,782,743
債務工具	Debt instruments	1,380,244	1,275,286	1,329,378	1,455,002	1,505,176
證券投資	Portfolio investment	3,226,735	2,631,939	2,812,148	3,212,959	3,087,629
股權和投資基金份額	Equity and investment fund shares	3,053,673	2,431,107	2,597,100	2,940,810	2,835,693
債務證券	Debt securities	173,063	200,832	215,048	272,150	251,936
短期	Short-term	44,723	61,638	63,714	96,806	94,860
長期	Long-term	128,340	139,194	151,334	175,344	157,075
金融衍生工具	Financial derivatives	390,196	453,963	467,554	470,134	413,692
其他投資	Other investment	5,938,540	6,282,355	6,024,201	6,236,139	6,230,488
貨幣和存款	Currency and deposits	5,082,823	5,316,810	5,094,235	5,268,513	5,270,945
貸款	Loans	623,971	710,571	714,038	715,002	734,393
貿易信貸和預付款	Trade credit and advances	135,776	138,488	126,075	126,665	136,692
其他負債	Other liabilities	95,970	116,486	89,853	125,959	88,459
國際投資頭寸淨值⁽¹⁾	Net International Investment Position⁽¹⁾	5,388,721	5,199,264	5,464,418	5,295,964	5,072,961
與儲備資產有關的 附加項目：	Additional items related to reserve assets:					
與儲備有關的負債	Reserve-related liabilities	263	296	196	178	161
在居民銀行的 外幣存款	Foreign currency deposits with resident banks	84,136	98,194	116,134	100,647	118,873

註釋：按季國際投資頭寸由二零一零年第一季統計季度開始編製。

Notes: Quarterly International Investment Position are available as from the reference quarter of Q1 2010.

(1) 國際投資頭寸淨值是對外金融資產總值與對外金融負債總值之間的差額。

(1) Net International Investment Position is the difference between total external financial assets and total external financial liabilities.

表 7 對外債務 (期末頭寸)
Table 7 External Debt (position as at end of period)

百萬港元
HK\$ million

界別／標準組成部分	Sector / Standard component	2002	2003	2004	2005	2006
政府機構	General government	*	*	12,490	12,227	12,990
短期	Short-term	*	*	149	*	*
債務證券	Debt securities	0	0	149	0	0
貸款	Loans	0	0	0	0	0
貨幣和存款	Currency and deposits	*	*	*	*	*
其他債務負債	Other debt liabilities	0	0	0	0	0
長期	Long-term	0	0	12,341	12,227	12,990
債務證券	Debt securities	0	0	12,341	12,227	12,990
貸款	Loans	0	0	0	0	0
其他債務負債	Other debt liabilities	0	0	0	0	0
金融當局	Monetary authority	1,654	1,068	258	1,668	3,169
短期	Short-term	1,654	1,039	160	1,194	256
債務證券	Debt securities	*	*	*	*	*
貸款	Loans	1,552	893	0	1,001	0
貨幣和存款	Currency and deposits	0	0	0	0	0
其他債務負債	Other debt liabilities	102	146	160	193	256
長期	Long-term	*	29	97	474	2,913
債務證券	Debt securities	*	29	97	474	2,913
貸款	Loans	0	0	0	0	0
其他債務負債	Other debt liabilities	0	0	0	0	0
銀行	Banks	1,722,226	1,880,900	2,358,299	2,343,491	2,684,930
短期	Short-term	1,666,508	1,841,290	2,303,958	2,280,535	2,625,721
債務證券	Debt securities	24,606	22,392	24,230	24,065	28,217
貸款	Loans	41,721	34,116	37,450	21,765	15,395
貨幣和存款	Currency and deposits	1,596,544	1,781,794	2,235,248	2,225,293	2,569,279
其他債務負債	Other debt liabilities	3,636	2,988	7,031	9,412	12,830
長期	Long-term	55,718	39,610	54,342	62,956	59,209
債務證券	Debt securities	35,647	20,188	29,290	34,605	27,912
貸款	Loans	11,445	9,463	12,203	14,686	14,137
貨幣和存款	Currency and deposits	7,189	7,141	8,928	12,311	15,333
其他債務負債	Other debt liabilities	1,438	2,818	3,921	1,354	1,826
其他界別	Other sectors	299,524	333,801	341,552	420,351	591,149
短期	Short-term	86,833	112,540	117,606	137,091	261,776
債務證券	Debt securities	5,148	2,332	1,753	1,918	2,555
貸款	Loans	32,925	46,130	45,033	48,055	174,832
貨幣和存款	Currency and deposits	925	813	1,254	1,696	5,692
貿易信貸和預付款	Trade credit and advances	40,267	45,739	62,213	67,866	60,483
其他債務負債	Other debt liabilities	7,567	17,526	7,353	17,556	18,215
長期	Long-term	212,691	221,261	223,947	283,260	329,372
債務證券	Debt securities	45,756	29,746	24,314	10,983	17,100
貸款	Loans	154,884	168,896	179,418	236,226	282,935
貿易信貸和預付款	Trade credit and advances	843	1,713	1,736	4,710	7,107
其他債務負債	Other debt liabilities	11,208	20,905	18,479	31,341	22,230
直接投資：公司間借貸	Direct investment: intercompany lending	807,112	783,597	769,998	868,174	940,536
直接投資企業對直接投資者的債務負債	Debt liabilities of direct investment enterprises to direct investor	305,813	287,063	327,224	360,781	415,042
直接投資者對直接投資企業的債務負債	Debt liabilities of direct investor to direct investment enterprises	280,610	273,457	197,678	242,181	230,195
聯屬企業之間的債務負債	Debt liabilities between fellow enterprises	220,690	223,077	245,096	265,211	295,299
對外債務總額	Gross External Debt	2,830,516	2,999,366	3,482,597	3,645,910	4,232,773

表 7 (續) 對外債務 (期末頭寸)
Table 7 (cont'd) External Debt (position as at end of period)

百萬港元
HK\$ million

界別/標準組成部分	Sector / Standard component	2007	2008	2009	2010	2011
政府機構	General government	13,421	13,096	11,017	10,426	10,808
短期	Short-term	*	*	*	*	*
債務證券	Debt securities	0	0	0	0	0
貸款	Loans	0	0	0	0	0
貨幣和存款	Currency and deposits	*	*	*	*	*
其他債務負債	Other debt liabilities	0	0	0	0	0
長期	Long-term	13,421	13,096	11,017	10,426	10,808
債務證券	Debt securities	13,421	13,096	11,017	10,426	10,808
貸款	Loans	0	0	0	0	0
其他債務負債	Other debt liabilities	0	0	0	0	0
金融當局	Monetary authority	4,014	4,645	2,300	2,971	678
短期	Short-term	398	377	369	254	201
債務證券	Debt securities	*	*	*	*	*
貸款	Loans	0	0	0	0	0
貨幣和存款	Currency and deposits	0	0	0	0	0
其他債務負債	Other debt liabilities	398	377	369	254	201
長期	Long-term	3,616	4,268	1,931	2,717	477
債務證券	Debt securities	3,616	4,268	1,931	2,717	477
貸款	Loans	0	0	0	0	0
其他債務負債	Other debt liabilities	0	0	0	0	0
銀行	Banks	3,921,637	3,749,932	3,812,463	4,771,110	5,322,173
短期	Short-term	3,835,726	3,645,206	3,717,846	4,668,269	5,226,498
債務證券	Debt securities	194,186	31,307	24,547	33,004	53,102
貸款	Loans	15,809	18,735	7,721	23,432	64,228
貨幣和存款	Currency and deposits	3,597,322	3,561,331	3,662,819	4,584,072	5,073,245
其他債務負債	Other debt liabilities	28,409	33,834	22,758	27,762	35,922
長期	Long-term	85,912	104,726	94,617	102,841	95,676
債務證券	Debt securities	38,033	35,388	36,421	35,598	58,332
貸款	Loans	23,906	45,076	37,378	43,481	15,302
貨幣和存款	Currency and deposits	21,575	20,578	17,773	20,338	17,866
其他債務負債	Other debt liabilities	2,397	3,685	3,046	3,424	4,176
其他界別	Other sectors	920,902	521,738	602,691	771,782	905,590
短期	Short-term	421,510	118,372	136,125	380,124	334,296
債務證券	Debt securities	2,852	1,777	2,639	5,473	10,613
貸款	Loans	199,969	35,251	42,955	234,555	171,255
貨幣和存款	Currency and deposits	9,069	3,107	5,569	5,362	3,124
貿易信貸和預付款	Trade credit and advances	66,646	57,587	62,323	108,897	126,075
其他債務負債	Other debt liabilities	142,973	20,650	22,639	25,837	23,229
長期	Long-term	499,392	403,366	466,566	391,657	571,294
債務證券	Debt securities	91,010	33,668	37,215	57,226	81,717
貸款	Loans	380,782	336,286	404,699	309,624	463,253
貿易信貸和預付款	Trade credit and advances	1,772	956	196	411	*
其他債務負債	Other debt liabilities	25,828	32,456	24,456	24,396	26,324
直接投資：公司間借貸	Direct investment: intercompany lending	1,003,962	1,057,637	1,097,032	1,277,763	1,329,378
直接投資企業對直接投資者的債務負債	Debt liabilities of direct investment enterprises to direct investor	478,125	500,622	530,201	601,716	669,700
直接投資者對直接投資企業的債務負債	Debt liabilities of direct investor to direct investment enterprises	252,055	271,193	279,301	344,965	307,907
聯屬企業之間的債務負債	Debt liabilities between fellow enterprises	273,782	285,822	287,530	331,082	351,771
對外債務總額	Gross External Debt	5,863,936	5,347,049	5,525,503	6,834,051	7,568,628

表 7 (續) 對外債務 (期末頭寸)
Table 7 (cont'd) External Debt (position as at end of period)

百萬港元
HK\$ million

界別／標準組成部分	Sector / Standard component	2002	2002	2002	2002	2003	2003	2003
		第一季 1st Qtr	第二季 2nd Qtr	第三季 3rd Qtr	第四季 4th Qtr	第一季 1st Qtr	第二季 2nd Qtr	第三季 3rd Qtr
政府機構	General government	*	*	*	*	*	*	*
短期	Short-term	*	*	*	*	*	*	*
債務證券	Debt securities	0	0	0	0	0	0	0
貸款	Loans	0	0	0	0	0	0	0
貨幣和存款	Currency and deposits	*	*	*	*	*	*	*
其他債務負債	Other debt liabilities	0	0	0	0	0	0	0
長期	Long-term	0	0	0	0	0	0	0
債務證券	Debt securities	0	0	0	0	0	0	0
貸款	Loans	0	0	0	0	0	0	0
其他債務負債	Other debt liabilities	0	0	0	0	0	0	0
金融當局	Monetary authority	28,634	17,161	25,852	1,654	12,483	4,942	9,658
短期	Short-term	28,434	16,889	25,852	1,654	12,471	4,926	9,626
債務證券	Debt securities	600	*	*	*	*	*	*
貸款	Loans	27,772	16,829	25,763	1,552	12,333	4,810	9,498
貨幣和存款	Currency and deposits	0	0	0	0	0	0	0
其他債務負債	Other debt liabilities	62	61	89	102	138	116	128
長期	Long-term	200	272	*	*	12	17	33
債務證券	Debt securities	200	272	*	*	12	17	33
貸款	Loans	0	0	0	0	0	0	0
其他債務負債	Other debt liabilities	0	0	0	0	0	0	0
銀行	Banks	1,722,745	1,762,197	1,699,543	1,722,226	1,671,217	1,646,786	1,629,923
短期	Short-term	1,668,966	1,710,016	1,644,668	1,666,508	1,607,954	1,590,175	1,592,648
債務證券	Debt securities	23,722	25,000	23,916	24,606	24,920	22,972	22,552
貸款	Loans	43,856	44,088	43,358	41,721	42,029	35,821	35,357
貨幣和存款	Currency and deposits	1,598,537	1,637,166	1,573,342	1,596,544	1,534,491	1,524,758	1,529,274
其他債務負債	Other debt liabilities	2,851	3,762	4,051	3,636	6,514	6,624	5,464
長期	Long-term	53,778	52,181	54,875	55,718	63,263	56,611	37,276
債務證券	Debt securities	31,777	32,712	34,532	35,647	42,476	40,388	20,202
貸款	Loans	12,088	11,000	11,388	11,445	12,796	8,097	8,847
貨幣和存款	Currency and deposits	6,789	6,788	7,448	7,189	6,698	6,647	6,966
其他債務負債	Other debt liabilities	3,124	1,682	1,507	1,438	1,293	1,479	1,260
其他界別	Other sectors	319,105	332,931	290,488	299,524	275,050	278,429	294,782
短期	Short-term	105,178	132,758	98,643	86,833	107,827	101,714	101,141
債務證券	Debt securities	25,983	25,116	18,657	5,148	3,032	4,135	2,370
貸款	Loans	39,191	65,100	33,117	32,925	43,636	37,953	38,961
貨幣和存款	Currency and deposits	371	1,073	1,766	925	768	568	626
貿易信貸和預付款	Trade credit and advances	31,823	34,637	38,708	40,267	44,362	44,698	44,147
其他債務負債	Other debt liabilities	7,810	6,831	6,396	7,567	16,029	14,360	15,036
長期	Long-term	213,927	200,173	191,845	212,691	167,223	176,715	193,641
債務證券	Debt securities	41,560	49,118	48,479	45,756	41,703	41,739	32,447
貸款	Loans	163,337	142,258	133,418	154,884	117,273	125,907	140,552
貿易信貸和預付款	Trade credit and advances	842	883	1,093	843	775	1,705	1,893
其他債務負債	Other debt liabilities	8,188	7,915	8,855	11,208	7,472	7,364	18,749
直接投資：公司間借貸	Direct investment: intercompany lending	866,344	893,035	863,274	807,112	789,863	777,750	829,418
直接投資企業對直接投資者的債務負債	Debt liabilities of direct investment enterprises to direct investor	302,121	306,357	322,324	305,813	289,976	280,992	310,004
直接投資者對直接投資企業的債務負債	Debt liabilities of direct investor to direct investment enterprises	315,581	316,906	310,035	280,610	279,458	281,488	280,544
聯屬企業之間的債務負債	Debt liabilities between fellow enterprises	248,641	269,773	230,916	220,690	220,430	215,271	238,870
對外債務總額	Gross External Debt	2,936,828	3,005,325	2,879,158	2,830,516	2,748,612	2,707,907	2,763,782

表 7 (續) 對外債務 (期末頭寸)
Table 7 (cont'd) External Debt (position as at end of period)

百萬港元
HK\$ million

界別/標準組成部分	Sector / Standard component	2003 第四季 4th Qtr	2004 第一季 1st Qtr	2004 第二季 2nd Qtr	2004 第三季 3rd Qtr	2004 第四季 4th Qtr	2005 第一季 1st Qtr	2005 第二季 2nd Qtr
政府機構	General government	*	*	1,210	12,582	12,490	12,133	12,457
短期	Short-term	*	*	148	148	149	148	*
債務證券	Debt securities	0	0	148	148	149	148	0
貸款	Loans	0	0	0	0	0	0	0
貨幣和存款	Currency and deposits	*	*	*	*	*	*	*
其他債務負債	Other debt liabilities	0	0	0	0	0	0	0
長期	Long-term	0	0	1,062	12,435	12,341	11,985	12,457
債務證券	Debt securities	0	0	1,062	12,435	12,341	11,985	12,457
貸款	Loans	0	0	0	0	0	0	0
其他債務負債	Other debt liabilities	0	0	0	0	0	0	0
金融當局	Monetary authority	1,068	963	2,351	3,767	258	1,676	6,205
短期	Short-term	1,039	928	2,291	3,683	160	1,437	5,966
債務證券	Debt securities	*	*	*	*	*	*	*
貸款	Loans	893	765	2,138	3,541	0	1,266	5,813
貨幣和存款	Currency and deposits	0	0	0	0	0	0	0
其他債務負債	Other debt liabilities	146	163	153	142	160	172	153
長期	Long-term	29	35	59	83	97	239	239
債務證券	Debt securities	29	35	59	83	97	239	239
貸款	Loans	0	0	0	0	0	0	0
其他債務負債	Other debt liabilities	0	0	0	0	0	0	0
銀行	Banks	1,880,900	2,129,298	2,308,634	2,285,945	2,358,299	2,145,793	2,142,527
短期	Short-term	1,841,290	2,086,215	2,264,178	2,235,374	2,303,958	2,090,674	2,083,237
債務證券	Debt securities	22,392	23,793	20,646	22,140	24,230	23,464	25,381
貸款	Loans	34,116	31,997	34,431	31,436	37,450	11,617	11,923
貨幣和存款	Currency and deposits	1,781,794	2,016,081	2,195,661	2,172,361	2,235,248	2,043,436	2,023,085
其他債務負債	Other debt liabilities	2,988	14,344	13,440	9,437	7,031	12,157	22,849
長期	Long-term	39,610	43,083	44,456	50,571	54,342	55,119	59,289
債務證券	Debt securities	20,188	21,152	22,439	27,274	29,290	29,280	30,805
貸款	Loans	9,463	9,837	10,632	11,216	12,203	12,785	16,952
貨幣和存款	Currency and deposits	7,141	7,351	7,559	8,139	8,928	9,228	10,143
其他債務負債	Other debt liabilities	2,818	4,743	3,826	3,941	3,921	3,825	1,389
其他界別	Other sectors	333,801	338,552	322,163	345,028	341,552	396,873	385,116
短期	Short-term	112,540	101,229	108,930	113,288	117,606	122,260	131,443
債務證券	Debt securities	2,332	2,077	1,968	1,855	1,753	1,518	1,644
貸款	Loans	46,130	40,580	43,978	45,609	45,033	43,837	51,869
貨幣和存款	Currency and deposits	813	887	664	897	1,254	1,202	1,739
貿易信貸和預付款	Trade credit and advances	45,739	47,363	52,378	57,012	62,213	63,494	64,889
其他債務負債	Other debt liabilities	17,526	10,323	9,941	7,915	7,353	12,210	11,302
長期	Long-term	221,261	237,323	213,233	231,740	223,947	274,613	253,673
債務證券	Debt securities	29,746	31,648	29,297	28,186	24,314	25,811	17,322
貸款	Loans	168,896	186,942	164,390	183,780	179,418	218,866	202,887
貿易信貸和預付款	Trade credit and advances	1,713	1,592	1,407	1,440	1,736	2,637	6,364
其他債務負債	Other debt liabilities	20,905	17,141	18,139	18,333	18,479	27,298	27,100
直接投資：公司間借貸	Direct investment: intercompany lending	783,597	710,724	734,665	766,280	769,998	808,952	809,674
直接投資企業對直接投資者的債務負債	Debt liabilities of direct investment enterprises to direct investor	287,063	288,001	302,329	319,049	327,224	355,990	348,244
直接投資者對直接投資企業的債務負債	Debt liabilities of direct investor to direct investment enterprises	273,457	202,753	205,075	205,295	197,678	191,802	197,919
聯屬企業之間的債務負債	Debt liabilities between fellow enterprises	223,077	219,970	227,261	241,936	245,096	261,159	263,511
對外債務總額	Gross External Debt	2,999,366	3,179,537	3,369,023	3,413,601	3,482,597	3,365,427	3,355,979

表 7 (續) 對外債務 (期末頭寸)
Table 7 (cont'd) External Debt (position as at end of period)

百萬港元
HK\$ million

界別/標準組成部分	Sector / Standard component	2005 第三季 3rd Qtr	2005 第四季 4th Qtr	2006 第一季 1st Qtr	2006 第二季 2nd Qtr	2006 第三季 3rd Qtr	2006 第四季 4th Qtr	2007 第一季 1st Qtr
政府機構	General government	12,168	12,227	12,719	12,665	12,776	12,990	12,957
短期	Short-term	*	*	*	*	*	*	*
債務證券	Debt securities	0	0	0	0	0	0	0
貸款	Loans	0	0	0	0	0	0	0
貨幣和存款	Currency and deposits	*	*	*	*	*	*	*
其他債務負債	Other debt liabilities	0	0	0	0	0	0	0
長期	Long-term	12,168	12,227	12,719	12,665	12,776	12,990	12,957
債務證券	Debt securities	12,168	12,227	12,719	12,665	12,776	12,990	12,957
貸款	Loans	0	0	0	0	0	0	0
其他債務負債	Other debt liabilities	0	0	0	0	0	0	0
金融當局	Monetary authority	1,889	1,668	2,188	2,115	2,228	3,169	4,822
短期	Short-term	1,504	1,194	1,746	1,676	1,788	256	1,685
債務證券	Debt securities	*	*	*	*	*	*	*
貸款	Loans	1,341	1,001	1,535	1,446	1,512	0	1,428
貨幣和存款	Currency and deposits	0	0	0	0	0	0	0
其他債務負債	Other debt liabilities	163	193	211	229	276	256	257
長期	Long-term	385	474	442	439	440	2,913	3,137
債務證券	Debt securities	385	474	442	439	440	2,913	3,137
貸款	Loans	0	0	0	0	0	0	0
其他債務負債	Other debt liabilities	0	0	0	0	0	0	0
銀行	Banks	2,205,730	2,343,491	2,203,766	2,338,721	2,536,142	2,684,930	2,659,642
短期	Short-term	2,145,274	2,280,535	2,145,485	2,283,285	2,479,292	2,625,721	2,591,803
債務證券	Debt securities	26,795	24,065	31,553	31,844	33,158	28,217	31,947
貸款	Loans	5,732	21,765	13,168	12,985	11,109	15,395	6,306
貨幣和存款	Currency and deposits	2,098,197	2,225,293	2,085,776	2,225,332	2,421,295	2,569,279	2,529,430
其他債務負債	Other debt liabilities	14,550	9,412	14,989	13,124	13,731	12,830	24,120
長期	Long-term	60,456	62,956	58,280	55,437	56,849	59,209	67,840
債務證券	Debt securities	33,902	34,605	21,098	25,853	26,490	27,912	32,587
貸款	Loans	13,989	14,686	22,904	15,145	14,795	14,137	17,027
貨幣和存款	Currency and deposits	11,157	12,311	12,195	13,012	13,997	15,333	16,221
其他債務負債	Other debt liabilities	1,408	1,354	2,082	1,427	1,568	1,826	2,005
其他界別	Other sectors	385,380	420,351	439,042	489,221	503,012	591,149	591,770
短期	Short-term	137,297	137,091	174,298	189,415	200,400	261,776	276,755
債務證券	Debt securities	965	1,918	1,586	1,539	2,248	2,555	1,978
貸款	Loans	48,203	48,055	80,919	99,617	117,029	174,832	126,131
貨幣和存款	Currency and deposits	2,167	1,696	2,794	3,125	3,673	5,692	4,668
貿易信貸和預付款	Trade credit and advances	71,020	67,866	69,530	67,357	59,615	60,483	72,448
其他債務負債	Other debt liabilities	14,942	17,556	19,470	17,776	17,835	18,215	71,530
長期	Long-term	248,084	283,260	264,744	299,806	302,611	329,372	315,015
債務證券	Debt securities	20,305	10,983	14,146	10,912	17,368	17,100	24,040
貸款	Loans	196,517	236,226	221,624	260,243	257,994	282,935	265,497
貿易信貸和預付款	Trade credit and advances	2,999	4,710	4,935	5,017	5,447	7,107	2,717
其他債務負債	Other debt liabilities	28,262	31,341	24,040	23,635	21,802	22,230	22,761
直接投資：公司間借貸	Direct investment: intercompany lending	843,462	868,174	904,348	907,300	911,482	940,536	959,544
直接投資企業對直接投資者的債務負債	Debt liabilities of direct investment enterprises to direct investor	351,357	360,781	391,228	388,802	399,478	415,042	454,441
直接投資者對直接投資企業的債務負債	Debt liabilities of direct investor to direct investment enterprises	229,073	242,181	219,788	234,764	223,399	230,195	232,356
聯屬企業之間的債務負債	Debt liabilities between fellow enterprises	263,033	265,211	293,332	283,735	288,605	295,299	272,747
對外債務總額	Gross External Debt	3,448,630	3,645,910	3,562,063	3,750,022	3,965,639	4,232,773	4,228,736

表 7 (續) 對外債務 (期末頭寸)
Table 7 (cont'd) External Debt (position as at end of period)

百萬港元
HK\$ million

界別／標準組成部分	Sector / Standard component	2007	2007	2007	2008	2008	2008	2008
		第二季 2nd Qtr	第三季 3rd Qtr	第四季 4th Qtr	第一季 1st Qtr	第二季 2nd Qtr	第三季 3rd Qtr	第四季 4th Qtr
政府機構	General government	12,855	12,925	13,421	13,497	13,329	12,095	13,096
短期	Short-term	*	*	*	*	*	*	*
債務證券	Debt securities	0	0	0	0	0	0	0
貸款	Loans	0	0	0	0	0	0	0
貨幣和存款	Currency and deposits	*	*	*	*	*	*	*
其他債務負債	Other debt liabilities	0	0	0	0	0	0	0
長期	Long-term	12,855	12,925	13,421	13,497	13,329	12,095	13,096
債務證券	Debt securities	12,855	12,925	13,421	13,497	13,329	12,095	13,096
貸款	Loans	0	0	0	0	0	0	0
其他債務負債	Other debt liabilities	0	0	0	0	0	0	0
金融當局	Monetary authority	5,149	5,255	4,014	5,719	5,370	27,676	4,645
短期	Short-term	1,786	1,803	398	1,908	1,624	23,704	377
債務證券	Debt securities	*	*	*	*	*	*	*
貸款	Loans	1,516	1,510	0	1,490	1,426	23,503	0
貨幣和存款	Currency and deposits	0	0	0	0	0	0	0
其他債務負債	Other debt liabilities	270	294	398	418	199	201	377
長期	Long-term	3,364	3,452	3,616	3,811	3,746	3,972	4,268
債務證券	Debt securities	3,364	3,452	3,616	3,811	3,746	3,972	4,268
貸款	Loans	0	0	0	0	0	0	0
其他債務負債	Other debt liabilities	0	0	0	0	0	0	0
銀行	Banks	2,986,167	3,305,127	3,921,637	3,822,910	3,804,320	3,829,033	3,749,932
短期	Short-term	2,911,327	3,222,162	3,835,726	3,728,783	3,712,064	3,732,359	3,645,206
債務證券	Debt securities	33,105	37,859	194,186	43,479	37,185	41,617	31,307
貸款	Loans	12,037	34,317	15,809	14,667	19,056	22,487	18,735
貨幣和存款	Currency and deposits	2,840,123	3,119,443	3,597,322	3,633,912	3,621,985	3,632,763	3,561,331
其他債務負債	Other debt liabilities	26,062	30,542	28,409	36,724	33,839	35,493	33,834
長期	Long-term	74,840	82,965	85,912	94,127	92,256	96,674	104,726
債務證券	Debt securities	37,069	40,965	38,033	37,505	35,970	36,653	35,388
貸款	Loans	18,244	20,866	23,906	31,456	32,705	34,388	45,076
貨幣和存款	Currency and deposits	17,534	18,939	21,575	21,942	20,693	21,559	20,578
其他債務負債	Other debt liabilities	1,993	2,195	2,397	3,224	2,887	4,074	3,685
其他界別	Other sectors	671,159	721,136	920,902	892,086	872,590	711,513	521,738
短期	Short-term	298,952	370,982	421,510	387,024	309,689	313,570	118,372
債務證券	Debt securities	1,976	1,606	2,852	1,471	2,109	2,195	1,777
貸款	Loans	141,861	169,830	199,969	148,950	122,315	124,887	35,251
貨幣和存款	Currency and deposits	5,279	8,867	9,069	14,886	6,701	7,973	3,107
貿易信貸和預付款	Trade credit and advances	76,869	76,243	66,646	62,839	64,657	65,141	57,587
其他債務負債	Other debt liabilities	72,966	114,436	142,973	158,878	113,907	113,373	20,650
長期	Long-term	372,207	350,154	499,392	505,062	562,901	397,943	403,366
債務證券	Debt securities	22,509	23,574	91,010	62,312	39,021	40,666	33,668
貸款	Loans	323,841	299,904	380,782	416,703	496,808	330,405	336,286
貿易信貸和預付款	Trade credit and advances	2,305	1,873	1,772	1,631	1,692	1,524	956
其他債務負債	Other debt liabilities	23,552	24,803	25,828	24,415	25,381	25,348	32,456
直接投資：公司間借貸	Direct investment: intercompany lending	1,005,647	1,024,901	1,003,962	1,049,568	1,071,697	1,073,180	1,057,637
直接投資企業對直接投資者的債務負債	Debt liabilities of direct investment enterprises to direct investor	468,664	478,225	478,125	507,190	513,585	503,310	500,622
直接投資者對直接投資企業的債務負債	Debt liabilities of direct investor to direct investment enterprises	260,819	266,220	252,055	255,898	263,395	275,247	271,193
聯屬企業之間的債務負債	Debt liabilities between fellow enterprises	276,164	280,456	273,782	286,480	294,717	294,623	285,822
對外債務總額	Gross External Debt	4,680,978	5,069,344	5,863,936	5,783,780	5,767,306	5,653,496	5,347,049

表 7 (續) 對外債務 (期末頭寸)
Table 7 (cont'd) External Debt (position as at end of period)

百萬港元
HK\$ million

界別/標準組成部分	Sector / Standard component	2009	2009	2009	2009	2010	2010	2010
		第一季 1st Qtr	第二季 2nd Qtr	第三季 3rd Qtr	第四季 4th Qtr	第一季 1st Qtr	第二季 2nd Qtr	第三季 3rd Qtr
政府機構	General government	12,487	12,207	11,130	11,017	10,140	10,630	10,567
短期	Short-term	*	*	*	*	*	*	*
債務證券	Debt securities	0	0	0	0	0	0	0
貸款	Loans	0	0	0	0	0	0	0
貨幣和存款	Currency and deposits	*	*	*	*	*	*	*
其他債務負債	Other debt liabilities	0	0	0	0	0	0	0
長期	Long-term	12,487	12,207	11,130	11,017	10,140	10,630	10,567
債務證券	Debt securities	12,487	12,207	11,130	11,017	10,140	10,630	10,567
貸款	Loans	0	0	0	0	0	0	0
其他債務負債	Other debt liabilities	0	0	0	0	0	0	0
金融當局	Monetary authority	1,704	2,006	2,306	2,300	2,695	2,930	2,803
短期	Short-term	357	399	453	369	420	513	247
債務證券	Debt securities	*	*	*	*	*	*	*
貸款	Loans	0	0	0	0	0	0	0
貨幣和存款	Currency and deposits	0	0	0	0	0	0	0
其他債務負債	Other debt liabilities	357	399	453	369	420	513	247
長期	Long-term	1,348	1,608	1,853	1,931	2,275	2,417	2,556
債務證券	Debt securities	1,348	1,608	1,853	1,931	2,275	2,417	2,556
貸款	Loans	0	0	0	0	0	0	0
其他債務負債	Other debt liabilities	0	0	0	0	0	0	0
銀行	Banks	3,630,723	3,558,886	3,654,349	3,812,463	3,888,403	3,934,982	4,361,881
短期	Short-term	3,544,783	3,467,915	3,563,175	3,717,846	3,793,454	3,836,135	4,257,881
債務證券	Debt securities	26,349	25,949	26,906	24,547	27,521	27,338	29,776
貸款	Loans	12,803	7,783	2,701	7,721	9,164	8,078	14,579
貨幣和存款	Currency and deposits	3,469,578	3,394,620	3,499,934	3,662,819	3,730,403	3,772,567	4,173,755
其他債務負債	Other debt liabilities	36,052	39,562	33,634	22,758	26,366	28,152	39,771
長期	Long-term	85,940	90,971	91,174	94,617	94,949	98,847	104,000
債務證券	Debt securities	32,764	34,580	36,157	36,421	36,200	35,831	41,898
貸款	Loans	30,596	33,826	33,532	37,378	38,311	41,722	40,428
貨幣和存款	Currency and deposits	19,129	19,404	18,460	17,773	17,289	18,076	18,212
其他債務負債	Other debt liabilities	3,451	3,161	3,026	3,046	3,150	3,218	3,463
其他界別	Other sectors	498,765	549,732	607,800	602,691	654,894	702,030	702,061
短期	Short-term	128,155	126,350	135,376	136,125	204,233	239,219	226,636
債務證券	Debt securities	1,419	1,568	1,771	2,639	2,295	3,118	3,191
貸款	Loans	45,451	35,368	37,203	42,955	98,351	107,687	101,647
貨幣和存款	Currency and deposits	7,907	6,265	6,317	5,569	5,217	5,383	5,377
貿易信貸和預付款	Trade credit and advances	54,249	63,730	66,099	62,323	74,239	91,096	92,856
其他債務負債	Other debt liabilities	19,129	19,419	23,986	22,639	24,130	31,935	23,565
長期	Long-term	370,610	423,382	472,424	466,566	450,661	462,812	475,425
債務證券	Debt securities	30,643	33,928	35,518	37,215	52,517	53,688	54,411
貸款	Loans	314,382	364,165	412,510	404,699	373,951	385,244	396,192
貿易信貸和預付款	Trade credit and advances	1,738	1,548	800	196	118	105	126
其他債務負債	Other debt liabilities	23,846	23,740	23,596	24,456	24,075	23,775	24,695
直接投資：公司間借貸	Direct investment: intercompany lending	1,039,907	1,062,971	1,064,205	1,097,032	1,123,900	1,142,663	1,225,216
直接投資企業對直接投資者的債務負債	Debt liabilities of direct investment enterprises to direct investor	498,404	505,755	510,125	530,201	531,312	547,532	588,880
直接投資者對直接投資企業的債務負債	Debt liabilities of direct investor to direct investment enterprises	269,549	277,874	279,205	279,301	293,588	294,449	310,859
聯屬企業之間的債務負債	Debt liabilities between fellow enterprises	271,955	279,342	274,875	287,530	299,000	300,682	325,478
對外債務總額	Gross External Debt	5,183,586	5,185,802	5,339,790	5,525,503	5,680,031	5,793,236	6,302,528

表 7 (續) 對外債務 (期末頭寸)
Table 7 (cont'd) External Debt (position as at end of period)

百萬港元
HK\$ million

界別/標準組成部分	Sector / Standard component	2010 第四季 4th Qtr	2011 第一季 1st Qtr	2011 第二季 2nd Qtr	2011 第三季 3rd Qtr	2011 第四季 4th Qtr	2012 第一季 1st Qtr	2012 第二季 2nd Qtr
政府機構	General government	10,426	10,942	11,223	10,801	10,808	10,600	10,938
短期	Short-term	*	*	*	*	*	*	*
債務證券	Debt securities	0	0	0	0	0	0	0
貸款	Loans	0	0	0	0	0	0	0
貨幣和存款	Currency and deposits	*	*	*	*	*	*	*
其他債務負債	Other debt liabilities	0	0	0	0	0	0	0
長期	Long-term	10,426	10,942	11,223	10,801	10,808	10,600	10,938
債務證券	Debt securities	10,426	10,942	11,223	10,801	10,808	10,600	10,938
貸款	Loans	0	0	0	0	0	0	0
其他債務負債	Other debt liabilities	0	0	0	0	0	0	0
金融當局	Monetary authority	2,971	2,163	578	805	678	868	1,122
短期	Short-term	254	266	268	301	201	183	166
債務證券	Debt securities	*	*	*	*	*	*	*
貸款	Loans	0	0	0	0	0	0	0
貨幣和存款	Currency and deposits	0	0	0	0	0	0	0
其他債務負債	Other debt liabilities	254	266	268	301	201	183	166
長期	Long-term	2,717	1,897	310	504	477	684	955
債務證券	Debt securities	2,717	1,897	310	504	477	684	955
貸款	Loans	0	0	0	0	0	0	0
其他債務負債	Other debt liabilities	0	0	0	0	0	0	0
銀行	Banks	4,771,110	4,875,650	5,289,205	5,580,829	5,322,173	5,541,341	5,532,124
短期	Short-term	4,668,269	4,768,199	5,166,183	5,453,553	5,226,498	5,430,696	5,403,123
債務證券	Debt securities	33,004	37,376	38,140	51,462	53,102	73,572	71,371
貸款	Loans	23,432	35,275	32,125	46,994	64,228	60,228	61,620
貨幣和存款	Currency and deposits	4,584,072	4,656,163	5,053,160	5,291,290	5,073,245	5,234,158	5,238,652
其他債務負債	Other debt liabilities	27,762	39,384	42,757	63,808	35,922	62,738	31,481
長期	Long-term	102,841	107,451	123,022	127,275	95,676	110,645	129,001
債務證券	Debt securities	35,598	39,060	42,726	44,777	58,332	62,061	59,435
貸款	Loans	43,481	43,837	52,284	54,059	15,302	12,183	35,392
貨幣和存款	Currency and deposits	20,338	21,042	24,513	24,053	17,866	32,489	30,747
其他債務負債	Other debt liabilities	3,424	3,512	3,499	4,387	4,176	3,912	3,427
其他界別	Other sectors	771,782	770,088	810,597	890,753	905,590	955,481	938,240
短期	Short-term	380,124	360,460	241,238	264,080	334,296	271,469	310,658
債務證券	Debt securities	5,473	6,178	6,582	10,176	10,613	23,233	23,490
貸款	Loans	234,555	218,913	67,297	89,930	171,255	89,567	119,810
貨幣和存款	Currency and deposits	5,362	5,549	5,150	1,467	3,124	1,866	1,546
貿易信貸和預付款	Trade credit and advances	108,897	108,980	135,776	138,488	126,075	126,665	136,692
其他債務負債	Other debt liabilities	25,837	20,841	26,432	24,019	23,229	30,138	29,121
長期	Long-term	391,657	409,628	569,359	626,673	571,294	684,011	627,581
債務證券	Debt securities	57,226	53,755	74,082	83,112	81,717	101,999	85,747
貸款	Loans	309,624	332,902	472,264	519,589	463,253	553,024	517,571
貿易信貸和預付款	Trade credit and advances	411	25	*	*	*	*	*
其他債務負債	Other debt liabilities	24,396	22,946	23,013	23,972	26,324	28,988	24,264
直接投資：公司間借貸	Direct investment: intercompany lending	1,277,763	1,124,676	1,380,244	1,275,286	1,329,378	1,455,002	1,505,176
直接投資企業對直接投資者的債務負債	Debt liabilities of direct investment enterprises to direct investor	601,716	503,063	679,365	645,892	669,700	742,703	698,342
直接投資者對直接投資企業的債務負債	Debt liabilities of direct investor to direct investment enterprises	344,965	348,299	327,604	281,409	307,907	325,403	402,510
聯屬企業之間的債務負債	Debt liabilities between fellow enterprises	331,082	273,314	373,275	347,985	351,771	386,897	404,324
對外債務總額	Gross External Debt	6,834,051	6,783,519	7,491,847	7,758,473	7,568,628	7,963,291	7,987,600

註釋：* 由於數值較不顯著(少於一千萬港元)及/或為使個別機構單位所提供的資料得以保密，數據不予公布。

Note: * Data are not released due to relatively insignificant value (less than HK\$10 million) and / or in order to safeguard confidentiality of information provided by individual establishments.

[此頁特意留為空白]

[This page is intentionally left blank]

IV. 統計圖

IV. Charts

圖 1 經常賬戶流量淨值
Chart 1 Net flows of current account

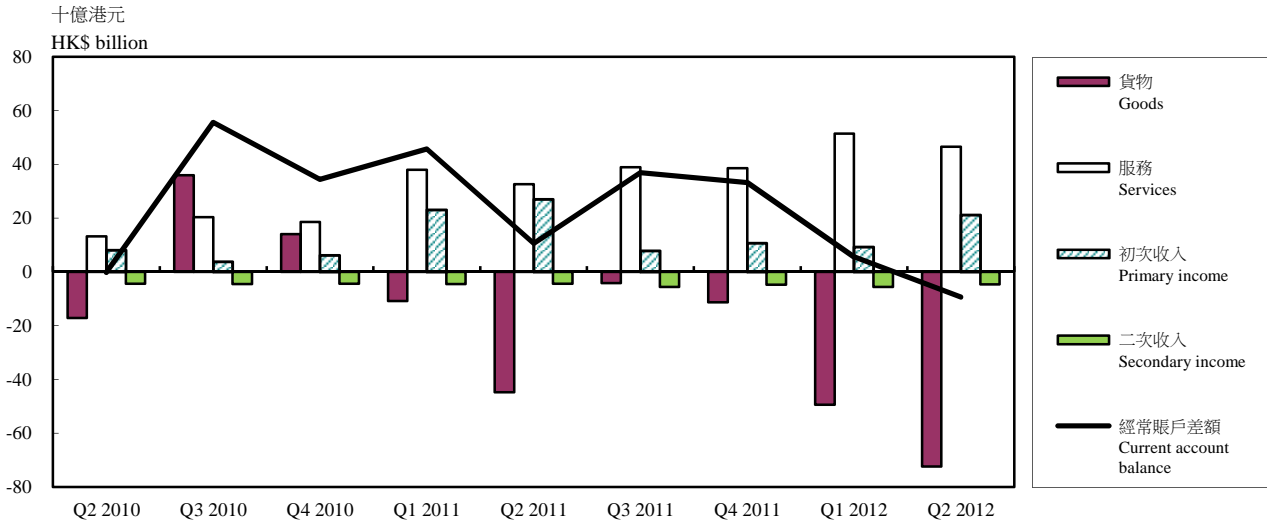


圖 2 經常賬戶差額相對本地生產總值的比率
Chart 2 Current account balance as a ratio to GDP

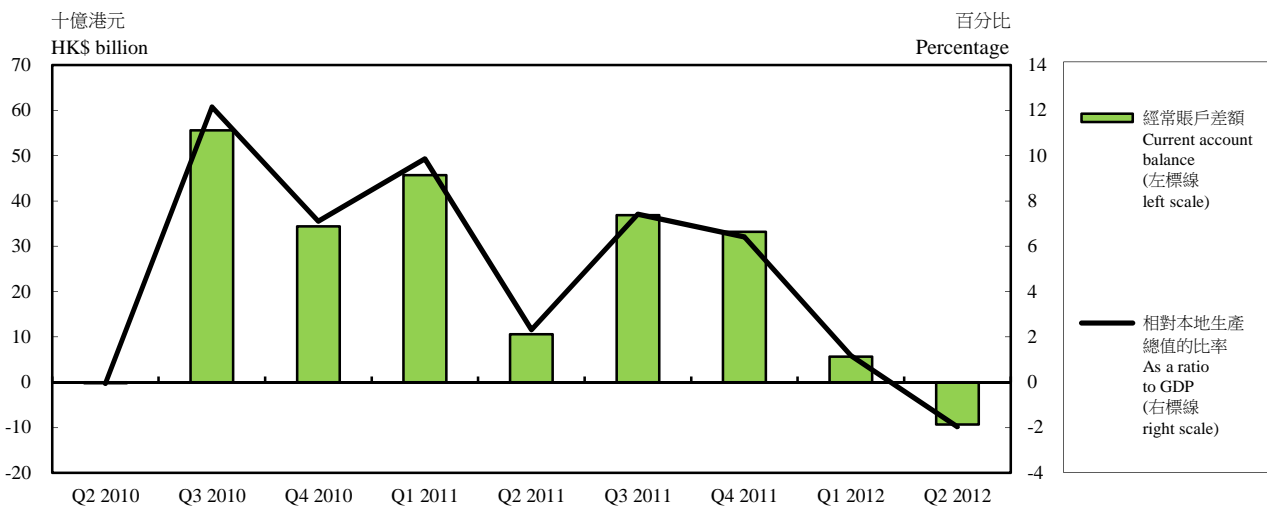


圖 3 金融賬戶(非儲備性質)流量淨值
Chart 3 Net flows of financial account (non-reserve)

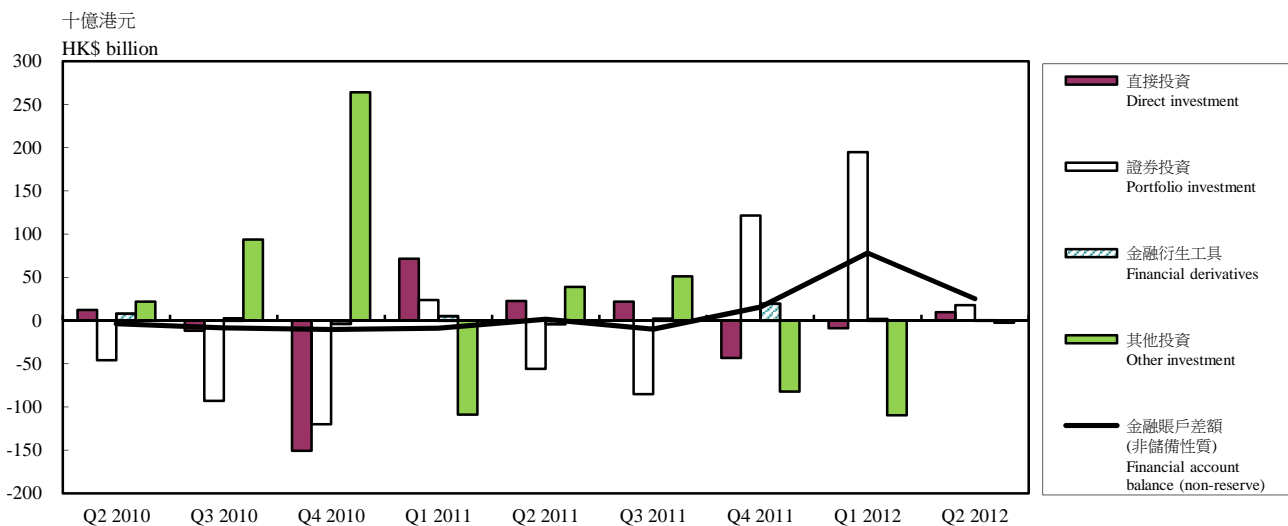


圖 4 整體的國際收支相對本地生產總值的比率
Chart 4 Overall Balance of Payments as a ratio to GDP

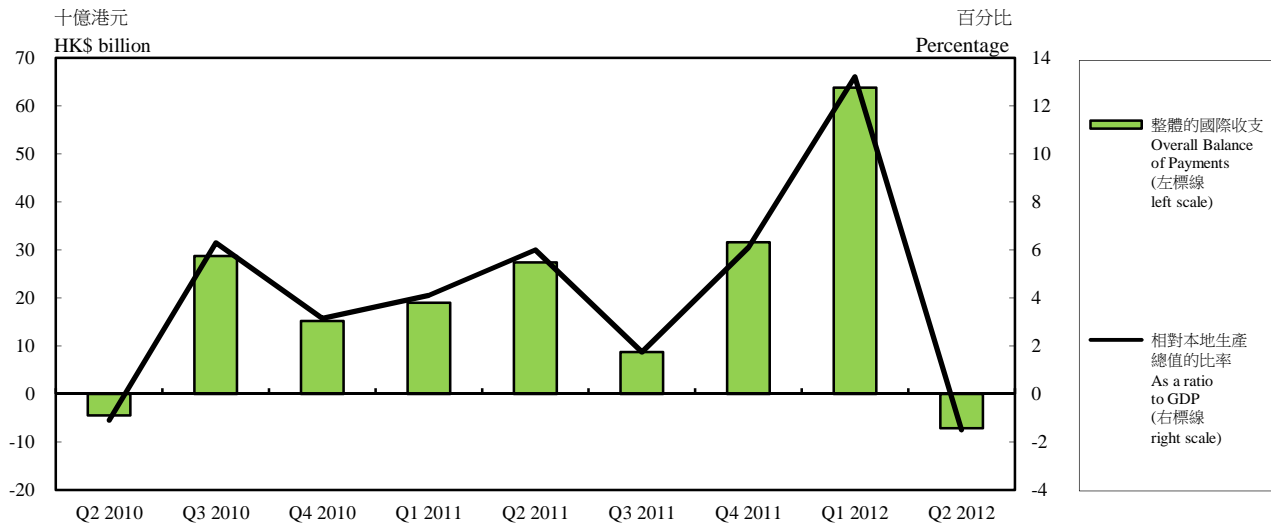


圖 5 國際投資頭寸(期末頭寸)
Chart 5 International Investment Position (position as at end of period)

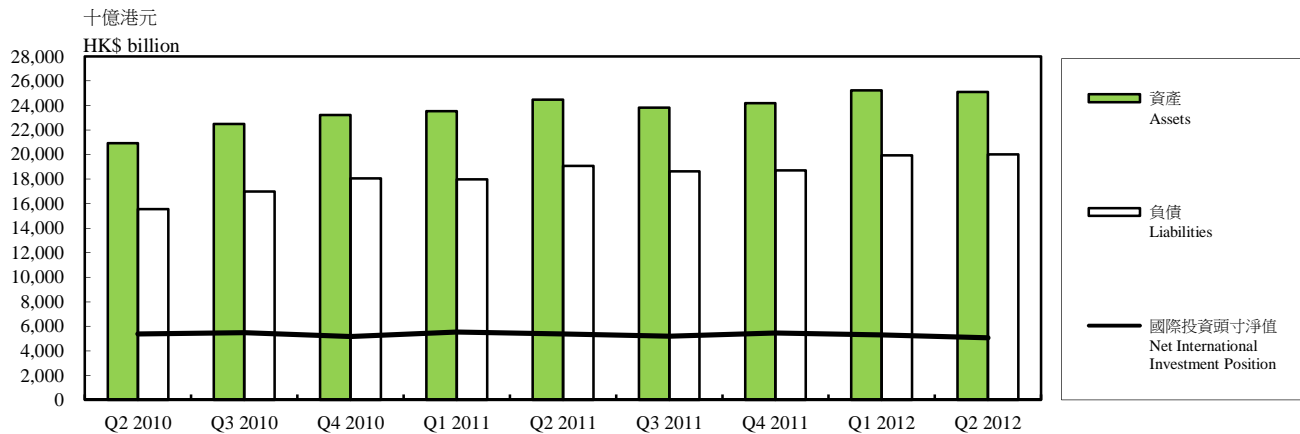
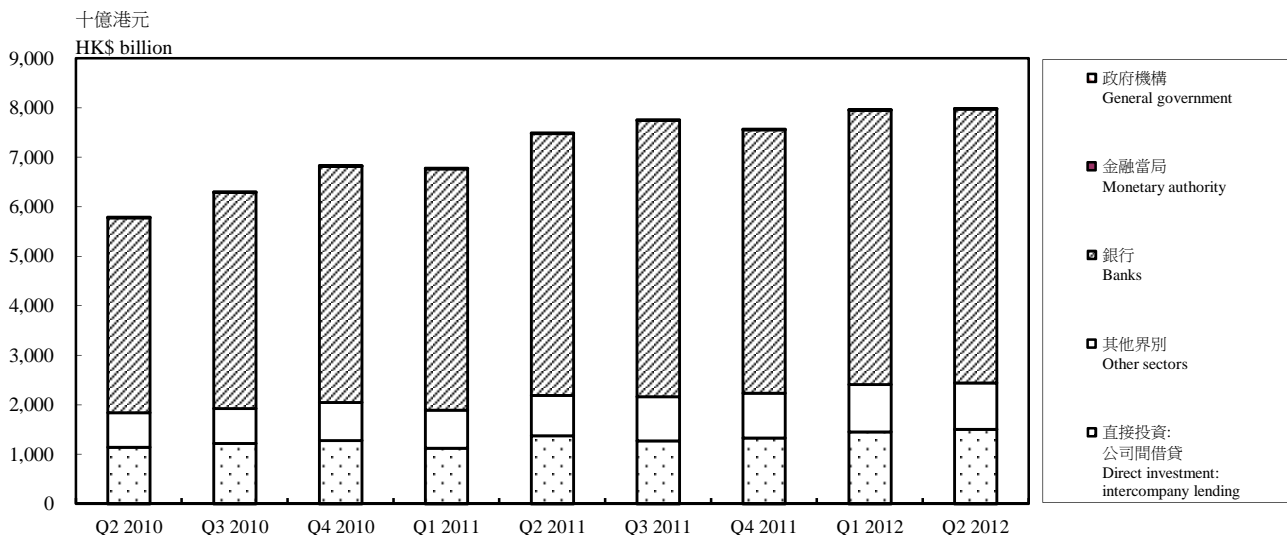


圖 6 對外債務(期末頭寸)
Chart 6 External Debt (position as at end of period)



V. 註釋

概念及定義

5.1 國際收支平衡、國際投資頭寸及對外債務統計是重要的宏觀經濟總量，可撮錄一個經濟體與世界各地之間的對外交易和頭寸。它們對該經濟體的內部和國際的貨幣及金融監控與政策審議都甚為重要。

5.2 香港的國際收支平衡及國際投資頭寸統計，是根據國際貨幣基金組織於二零零九年出版的《國際收支和國際投資頭寸手冊（第六版）》的國際標準編製而成的。香港的對外債務統計，則是根據國際貨幣基金組織領導的跨組織金融統計數據專責小組出版的《對外債務統計數據：編製人員及數據使用者指南》編製而成的。這兩套國際指引所包含的概念互相協調。

一個經濟體居民的概念

5.3 在計算國際收支平衡、國際投資頭寸及對外債務統計時，「居民」的概念非常重要。實際上，一個經濟體內的居民包括個人及機構。根據國際標準，以個人而言，居民指在該經濟體的經濟領域內通常居留的人，與其國籍無關。如某人已在該經濟體居留至少十二個月或打算這樣做，即被視為在該經濟體通常居留。以機構而言，居民指在該經濟體的經濟領域內通常經營業務的機構。經濟領域指該經濟體的政府有效管治的地域。概念上，個人和機構的居民身分以其主要經濟利益中心作為依據。

5.4 舉例來說，一名在香港工作的外籍家庭傭工被視為香港居民。一間在香港經營的外資銀行分行被界定為香港的居民機構。

5.5 一九九七年七月一日，香港成為中華人民共和國的特別行政區。根據「一國兩制」原則，香港與中國內地之間的交易和資產及負債頭寸，分別視作對外交易和對外頭寸。

V. Explanatory Notes

Concepts and definitions

5.1 Balance of Payments (BoP), International Investment Position (IIP) and External Debt (ED) statistics are important macroeconomic aggregates that summarise the external transactions and positions of an economy with the rest of the world. They are important for monetary and financial monitoring and policy deliberations in both the domestic and international contexts.

5.2 BoP and IIP statistics of Hong Kong are compiled in accordance with international standards as stipulated in the *Sixth Edition of the Balance of Payments and International Investment Position Manual (BPM6)* released by the International Monetary Fund (IMF) in 2009. ED statistics of Hong Kong are compiled according to the *External Debt Statistics: Guide for Compilers and Users* published by the Inter-agency Task Force on Finance Statistics chaired by the IMF. Concepts inherent in these two international guidelines are harmonised with each other.

Concept of residents of an economy

5.3 The concept of “resident” is crucial to the compilation of BoP, IIP and ED statistics. Practically, residents of an economy include individuals and organisations. According to international standards, for individuals, residents refer to those who normally stay in the economic territory of the economy, irrespective of their nationality. If an individual has stayed in an economy for at least 12 months or intends to do so, he / she is considered as normally staying in that economy. For organisations, residents refer to those which ordinarily operate in the economic territory of the economy. The economic territory is the geographic territory under the effective control of the government of that economy. Conceptually, the residence status of individuals and organisations depends on their centre of predominant economic interest.

5.4 For example, a foreign domestic helper working in Hong Kong is regarded as a resident of Hong Kong. A branch of a foreign bank operating in Hong Kong is defined as a resident organisation.

5.5 On 1 July 1997, Hong Kong became a Special Administrative Region of the People’s Republic of China. Under the “One Country, Two Systems” principle, transactions and positions in assets and liabilities vis-à-vis the mainland of China are treated as external transactions and external positions respectively.

國際收支平衡

5.6 國際收支平衡是一項統計報表，有系統地撮錄在一個指定期間內（一般是一年或一季）某經濟體與世界各地之間（即居民與非居民之間）進行的經濟交易。

5.7 完整的國際收支平衡表包括兩大賬戶：(a) 經常賬戶；及 (b) 資本及金融賬戶。

(a) 經常賬戶

5.8 經常賬戶量度居民與非居民之間關於貨物、服務、初次收入和二次收入的流量。

貨物及服務賬戶

5.9 貨物及服務賬戶記錄貨物及服務的對外交易。貨物賬戶主要包括商品貿易統計數據所顯示的出口和進口價值，並就涵蓋範圍和估值方面作出調整。舉例來說，涵蓋範圍的一項主要調整是採用國際收支平衡統計系統內的所有權轉移原則。根據這原則，貨物賬戶內不包括外地加工而所有權沒有轉移的貨物。另一方面，透過轉手商貿活動出售的貨物雖然從未進入貨物所有者居住的經濟體，但基於貨物所有權已轉移，有關貨物應記錄在該經濟體的貨物賬戶內。貨物賬戶以出口經濟體離岸價的劃一準則計算貨物的出口和進口價值，從而得出對稱的估值。

5.10 雖然某經濟體的貨物賬戶內不包括外地加工而所有權沒有轉移的貨物，但由另一加工經濟體的加工者就這些貨物所提供的製造服務，則納入其服務賬戶內。其他服務涵蓋廣泛的經濟活動，包括運輸、旅遊、保險、金融服務等。

初次收入賬戶

5.11 初次收入賬戶顯示應收及應付的外地款額，作為向非居民提供／從非居民獲得可予使用的勞動力、金融資源或自然資源的回報。

Balance of Payments

5.6 BoP is a statistical statement that systematically summarises, for a specific time period (typically a year or a quarter), the economic transactions of an economy with the rest of the world (i.e. between residents and non-residents).

5.7 A complete BoP account comprises two broad accounts: (a) the current account; and (b) the capital and financial account.

(a) Current account

5.8 The current account measures the flows of goods, services, primary income and secondary income between residents and non-residents.

Goods and services account

5.9 The goods and services account records external transactions in goods and services. The goods account covers principally exports and imports as shown in merchandise trade statistics, but adjusted for coverage and valuation. For example, one major adjustment for coverage is the adoption of the change of ownership principle in the BoP statistical system. Following this principle, goods sent abroad for processing without a change of ownership are not covered in the goods account. On the other hand, for goods sold under merchanting, although the goods involved have never been entered into the economy where the owner resides in, they are recorded in the goods account of the owner's economy given that there has been a change of ownership of the goods. The goods account values both exports and imports of goods on the same basis of free on board (f.o.b.) from the economy of export, thus providing symmetrical valuation.

5.10 While the goods sent abroad for processing without a change of ownership are not covered in the goods account of an economy, the manufacturing services performed on these goods by a processor in another processing economy are covered in its services account. Other services cover a wide range of economic activities, including transport, travel, insurance, financial services, etc.

Primary income account

5.11 The primary income account shows the amounts receivable and payable abroad in return for providing / obtaining use of labour, financial resources or natural resources to / from non-residents.

5.12 初次收入主要包括僱員報酬及投資收益。僱員報酬是在生產過程作出勞動力投入而獲得的收益。投資收益是提供金融資源的回報，由股息、再投資收益、利息等組成。投資收益是按金融資產及負債的功能類別（直接投資、證券投資、其他投資和儲備資產）來劃分的。有關這些功能類別的更詳細資料，請參閱以下關於金融賬戶的分節。

二次收入賬戶

5.13 二次收入賬戶記錄居民與非居民之間的經常轉移。經常轉移指提供可能即時或短時間內被耗用的實質或金融資源而無同等經濟價值作回報的交易。例子包括職工匯款、捐款、官方援助及退休金。

5.14 經常轉移屬單向性質，在國際收支平衡表內是一項用以抵銷單邊交易的記賬。經常轉移的貸方記賬抵銷從其他經濟體取得上述實質及金融資源而產生的借方記賬。相反，借方記賬抵銷向其他經濟體提供該些實質及金融資源而產生的貸方記賬。

5.15 二次收入連同初次收入影響國民可支配總收入，對一個經濟體在某指定期間內的消費模式有直接及即時的影响。

(b) 資本及金融賬戶

資本賬戶

5.16 資本賬戶量度有關資本轉移及非生產、非金融資產（如商標和品牌）的獲得和處置的對外交易。資本轉移的例子包括債權人減免債務，和涉及獲得或處置固定資產的現金轉移。

5.12 Primary income mainly comprises compensation of employees and investment income. Compensation of employees is income for the contribution of labour inputs to the production process. Investment income is the return for providing financial resources; it consists of dividends, reinvested earnings, interest and so on. Investment income is classified by functional category of financial assets and liabilities (direct investment, portfolio investment, other investment and reserve assets). For more detailed information on these functional categories, please refer to the sub-section on financial account below.

Secondary income account

5.13 The secondary income account records current transfers between residents and non-residents. Current transfers are transactions in which real or financial resources that are likely to be consumed immediately or shortly are provided without the receipt of equivalent economic values in return. Examples include workers' remittances, donations, official assistance and pensions.

5.14 Current transfers are unilateral in nature and are offsetting entries in the BoP account for one-sided transactions. Credit entries in this account reflect offsetting entries to the receipt of aforesaid real and financial resources from other economies. Conversely, debit entries recorded are offsets to the provision of such real and financial resources to other economies.

5.15 Secondary income, together with primary income, affects gross national disposable income which has a direct and immediate effect on an economy's pattern of consumption in a specified period.

(b) Capital and financial account

Capital account

5.16 The capital account measures external transactions in capital transfers, and the acquisition and disposal of non-produced, non-financial assets (such as trademarks and brand names). Examples of capital transfers include forgiveness of debts by creditors, and cash transfers involving the acquisition or disposal of fixed assets.

金融賬戶

5.17 金融賬戶記錄居民與非居民之間關於金融資產及負債的交易，顯示某經濟體的對外交易是如何融資的。金融賬戶內的交易按功能（即投資目的）歸類為直接投資、證券投資、金融衍生工具、其他投資及儲備資產。

直接投資

5.18 直接投資指某經濟體的投資者對另一經濟體內的企業所作的對外投資，並對該企業擁有持久利益及在其管理上具有相當程度的影響力或話語權。就統計計算而言，若投資者持有某企業 10% 或以上的表決權，便視作對該企業的管理具話語權。

證券投資

5.19 證券投資指對非本地股權證券及債務證券（如中長期債券、貨幣市場工具）所作的投資，直接投資或儲備資產所包括的投資除外。與直接投資者相比，投資在非本地企業所發行的股權證券及債務證券的證券投資者，在該等企業並無持久利益或在管理方面沒有影響力。凡持有一間企業不足 10% 的表決權均視為證券投資。

金融衍生工具

5.20 金融衍生工具是一種與某個特定的金融工具、指標或商品掛鈎的金融工具，使特定的金融風險本身能透過這種工具在金融市場進行交易。金融衍生工具包括期權類合約（如認股權證和期權）及遠期類合約（如期貨、利率掉期、貨幣掉期、遠期利率協議、遠期外匯合約）。

其他投資

5.21 其他投資指對非居民的其他金融申索和負債，但不屬直接投資、證券投資、金融衍生工具或儲備資產。其他投資包括不可轉讓的貸款、貨幣和存款、貿易信貸和預付款，以及其他資產／負債。

Financial account

5.17 The financial account records transactions in financial assets and liabilities between residents and non-residents. It shows how an economy's external transactions are financed. Transactions in the financial account are classified by function (i.e. the purpose of the investment) into direct investment, portfolio investment, financial derivatives, other investment and reserve assets.

Direct investment

5.18 Direct investment refers to external investment in which an investor of an economy acquires a lasting interest and a significant degree of influence or an effective voice in the management of an enterprise located in another economy. For statistical purpose, an effective voice is taken as being equivalent to a holding of 10% or more of the voting power in an enterprise.

Portfolio investment

5.19 Portfolio investment refers to investment in non-resident equity securities and debt securities (e.g. bonds and notes, money market instruments), other than that included in direct investment or reserve assets. Compared with direct investors, portfolio investors in equity securities and debt securities of non-resident enterprises have no lasting interest or influence in the management of the enterprises concerned. A holding of less than 10% of the voting power in an enterprise is regarded as portfolio investment.

Financial derivatives

5.20 Financial derivatives are financial instruments that are linked to a specific financial instrument or indicator or commodity, and through which specific financial risks can be traded in financial markets in their own right. Financial derivatives include option-type contracts (e.g. warrants and options) and forward-type contracts (e.g. futures, interest rate swaps, currency swaps, forward rate agreements, forward foreign exchange contracts).

Other investment

5.21 Other investment refers to other financial claims on and liabilities to non-residents that are not classified as direct investment, portfolio investment, financial derivatives or reserve assets. Other investment includes non-marketable loans, currency and deposits, trade credits and advances, and other assets / liabilities.

儲備資產

5.22 儲備資產是由一個經濟體的金融當局（就香港而言，即香港金融管理局）控制的對外資產，並隨時可供金融當局用來應付國際收支平衡的財務需要、干預外匯市場以調節該經濟體的貨幣匯率，以及用作其他相關目的（如維持大眾對貨幣及經濟的信心，及作為向外地借貸的基礎）。

5.23 香港的國際收支平衡整體差額是經常賬戶與資本及金融賬戶（除儲備資產外）內一整套交易的差額，再加上淨誤差及遺漏（如有）。如某經濟體在進行貨物、服務、收入及投資的對外交易時，收取的外匯比支付的多，該經濟體便有國際收支盈餘。換言之，國際收支盈餘反映來自世界各地的資金整體淨流入。相反，便會出現國際收支赤字，即等於其資金整體淨流出。

國際投資頭寸

5.24 國際投資頭寸是顯示一個經濟體在某特定時點的對外金融資產及負債存量的資產負債表。對外金融資產及負債的差額即為該經濟體的國際投資頭寸淨值，代表其對世界各地的淨申索或淨負債。

5.25 國際投資頭寸與國際收支平衡的金融賬戶完全協調，同樣也按投資類別分類。資產和負債分類為直接投資、證券投資、金融衍生工具及其他投資。國際投資頭寸的資產方還包括儲備資產。

5.26 國際收支平衡的金融賬戶量度某經濟體在一個期間內進行的對外金融資產及負債交易；而國際投資頭寸則反映這些資產及負債在某特定時點的水平。前者涉及流量的概念；而後者則屬存量的概念。

Reserve assets

5.22 Reserve assets are external assets that are readily available to and controlled by the monetary authority of an economy (which refers to the Hong Kong Monetary Authority in the case of Hong Kong) for meeting balance of payments financing needs, for intervention in exchange markets to regulate the currency exchange rate of that economy, and for other related purposes (such as maintaining confidence in the currency and the economy, and serving as a basis for foreign borrowing).

5.23 The overall BoP balance of Hong Kong is the balance of the set of transactions in the current account and capital and financial account (except reserve assets), plus net errors and omissions if any. If an economy receives more foreign currencies than it pays in its external transactions in goods, services, income and investment, it has a BoP surplus. In other words, a BoP surplus reflects an overall net inflow of funds to an economy from the rest of the world. Conversely, there will be a BoP deficit which is equal to its overall net outflow of funds.

International Investment Position

5.24 IIP is a balance sheet showing the stock of external financial assets and liabilities of an economy at a particular time point. The difference between the external financial assets and liabilities is the net IIP of the economy, which represents either its net claim on or net liability to the rest of the world.

5.25 Being fully consistent with the BoP financial account, IIP is also categorised by type of investment. Assets and liabilities are divided into direct investment, portfolio investment, financial derivatives and other investment. The asset side of IIP also includes the reserve assets.

5.26 While the BoP financial account measures transactions in external financial assets and liabilities of an economy occurred during a period, IIP reflects the level of such assets and liabilities at a particular time point. The former involves a flow concept, whilst the latter refers to a stock concept.

5.27 交易是在某指定期間內的經濟流量。另一方面，存量指資產及負債在某特定時點的頭寸或持有量。資產及負債的交易是影響這些資產及負債存量的其中一個因素。除交易外，當一個經濟體的對外金融資產及負債存量的價值折算為當地幣值時，價格變動、匯率變動及其他調整（如重新分類、單方面撤銷債務）也會對有關金融資產及負債存量的價值造成影響。

5.28 價格變動和匯率變動會影響金融資產及負債各組成部分（例如股權證券及債務證券）的估值。價格變動反映在有關期間內持有該類證券的資產損益。估算股權證券及債務證券的價格變動時，會使用在香港交易及結算所有限公司上市的個別股票價格及有關的海外股票和債務市場指數的數據。至於估算匯率變動，則使用有關的貨幣匯率資料。

對外債務

5.29 對外債務總額指一個經濟體的居民在某特定時點欠非居民的實際現有（而並非或有）未償還負債款額，負債人並須於將來某些時點償還本金及／或利息。

5.30 對外債務不包括或有的負債。或有的負債指在某些清楚界定的條件出現時須負起某些責任的承諾。如要把某項負債納入對外債務內，它必須是實際存在且尚未償還。債務包括逾期未還的本金及利息。任何將於未來提供經濟價值的承諾一般不會構成申索，直至及除非相關項目的所有權已轉移、服務已提供或收益待付。

5.31 根據這國際定義，除了向外地借貸外，香港的對外債務亦會透過正常的貿易及銀行業務而產生。舉例來說，美國一名出口商向香港一名進口商提供的貿易信貸，便是香港對外債務的一部分。同樣地，非居民存於香港某銀行的存款屬於香港銀行業的對外債務。

5.27 Transactions are economic flows during a specific time period. On the other hand, stocks are positions in, or holdings of, assets and liabilities at a particular time point. Transactions in assets and liabilities, among other factors, will affect the stock of these assets and liabilities. In addition to transactions, price changes and exchange rate variations as well as other adjustments (e.g. reclassifications, unilateral cancellation of debts) also have an impact on the value of the stock of an economy's external financial assets and liabilities when expressed in the local currency of the economy.

5.28 Price and exchange rate variations affect the valuation of components of financial assets and liabilities such as equity securities and debt securities. Price variations reflect the holding gains or losses of such securities during the reference period. In estimating the price variations of equity securities and debt securities, data on individual share prices for equity securities listed on the Hong Kong Exchanges and Clearing Limited and market indices for those listed in overseas stock and debt markets are used. Exchange rate variations are estimated based on the exchange rates of relevant currencies.

External Debt

5.29 Gross ED, at a particular time point, is the outstanding amount of those actual current, and not contingent, liabilities that are owed to non-residents by residents of an economy, and require payment of principals and / or interests by the debtors at some time points in the future.

5.30 Contingent liabilities are not included in ED. Contingent liabilities are commitments to undertake certain responsibilities in case some well-defined conditions are fulfilled. For a liability to be included in ED, it must be actually existing and be outstanding. Debt includes arrears of principal and interest. Any commitments to provide economic values in the future generally do not constitute claims until and unless ownership of relevant items is changed, services are rendered, or income accrues.

5.31 According to this international definition, apart from borrowing from abroad, ED of Hong Kong can also arise through normal trading and banking businesses. For instance, a trade credit extended by an exporter in the United States to an importer in Hong Kong is part of Hong Kong's ED. Likewise, deposits placed by non-residents in a bank in Hong Kong constitute ED of Hong Kong's banking sector.

5.32 對外債務總額是某經濟體的國際投資頭寸中非股權負債組成部分的總和。為方便從不同層面評估有關經濟體的對外金融發展及表現的趨勢，國際投資頭寸與對外債務的展示方法有所不同。國際投資頭寸是按資產／負債、投資類別、金融工具及界別來分類。對外債務則按界別、金融工具的原訂期限及金融工具來分類。對外債務與國際投資頭寸類似，也涉及存量的概念。

5.33 長期債務是指原訂期限為多於一年或無期限的債務，而短期債務是指要求即付的債務或以一年或以下為期限的債務。

國際收支平衡的複式會計制度

5.34 編製國際收支平衡表是採用複式記賬制度，交易者賬目所載的每項對外交易，均以兩項數值相等而正負符號相反的記賬（即貸方及借方）作記錄。舉例來說，某經濟體的居民售貨予非居民（即出口）並收取外匯，該居民賬目上兩項相關的國際收支平衡記賬即為：貨物出口（貸方）及對非居民金融申索的增加（借方）。

5.35 原則上，貸方和借方各項記賬的淨總和等於零。實際上，由於有關數據是從多個來源搜集得來，貸方和借方記賬之間可能由於各種原因而出現差異，某些交易未必可準確估量甚或被遺漏。為令貸方記賬的總和與借方記賬的總和相等，須加進一個反映淨誤差及遺漏的平衡項目。

5.36 國際收支平衡表所採用的複式記賬常規做法撮列於下表：

貸方 (+) Credit (+)	借方 (-) Debit (-)
貨物出口及服務輸出 Exports of goods and services	貨物進口及服務輸入 Imports of goods and services
來自外地的應收收入 Income receivable from abroad	支付外地的應付收入 Income payable abroad
來自外地的轉移 Transfers from abroad	往外地的轉移 Transfers to abroad
非生產、非金融資產的處置 Disposals of non-produced, non-financial assets	非生產、非金融資產的獲得 Acquisitions of non-produced, non-financial assets
對外負債的增加 Increases in external liabilities	對外負債的減少 Decreases in external liabilities
對外資產的減少 Decreases in external assets	對外資產的增加 Increases in external assets

5.32 Gross ED is the sum of the non-equity liability components in the IIP of an economy. To facilitate assessment of the external financial developments and trends in the performance of the economy from different facets, the presentation of IIP and ED statistics is different. IIP is classified by asset / liability, by type of investment, by financial instrument, and by sector. As for ED, it is classified by sector, by term of original maturity of financial instrument, and by financial instrument. Similar to IIP, ED also involves a stock concept.

5.33 Long-term debt is defined as debt with a maturity of more than one year or with no stated maturity. Short-term debt is debt payable on demand or with a maturity of one year or less.

Double-entry accounting system of BoP

5.34 The compilation of a BoP account follows a double-entry bookkeeping system whereby every external transaction is recorded as consisting of two entries, a credit and a debit, with equal values but in opposite sign in the books of the transactors. For example, if a resident of an economy sells goods to a non-resident (i.e. exports) and receives foreign currency in return, the two related BoP entries in the books of the resident are: exports of goods (a credit) and an increase in financial claim on non-residents (a debit).

5.35 In principle, the net sum of credit and debit entries is equal to zero. In practice, as the relevant data are collected from many sources, discrepancies between the credit and debit entries may occur for various reasons. Some transactions may not be measured accurately or may even be omitted. Equality between the sum of credit entries and that of debit entries is brought about by the inclusion of a balancing item which reflects net errors and omissions.

5.36 The double-entry accounting conventions used for compiling a BoP account are summarised in the following table:

數據來源

5.37 用作編製國際收支平衡的貨物賬戶、服務賬戶、二次收入賬戶及資本賬戶的數據來源，包括根據進口商和出口商提交的貿易報關單所編製的商品貿易統計數據、對商業企業／機構單位及住戶進行的各類統計調查的結果、各政府部門及其他相關機構的行政資料，及在適當時輔以某些數據模型。至於編製初次收入賬戶和金融賬戶，所需數據主要透過「對外申索、負債及收益統計調查」搜集得來，這項強制性統計調查由政府統計處按季進行。

(a) 經常賬戶

貨物賬戶

5.38 一般商品及非貨幣黃金的數據，可從根據進出口商呈交的貿易報關單所載資料而編製的商品貿易統計數字中獲得。

5.39 根據「進口貿易保險費及運費統計調查」所得的數據，進口貨值便能從以到岸價計算兌換為以離岸價計算。

5.40 轉手商貿活動下的貨物淨出口統計數字來自「轉手商貿活動及其他貿易活動按季統計調查」及「服務輸入及輸出按年統計調查」。

服務賬戶

5.41 服務貿易統計數字主要是從「服務輸入及輸出按年統計調查」中獲取，並輔以其他按年／按季經濟統計調查、「綜合住戶統計調查」及相關行政記錄的數據。

5.42 有關由其他生產單位提供的製造服務的統計數字，來自「涉及外發中國內地加工貿易按月統計調查」、「轉手商貿活動及其他貿易活動按季統計調查」及「服務輸入及輸出按年統計調查」。

初次收入賬戶

5.43 初次收入流量統計數字主要來自「對外申索、負債及收益統計調查」，並輔以其他來源的數據。

Data sources

5.37 The data sources for compiling the goods, services, secondary income and capital accounts of BoP include merchandise trade statistics compiled based on trade declarations submitted by importers and exporters, results of various statistical surveys on business enterprises / establishments and households, administrative data from government departments and other relevant organisations, and supplemented with some data models as and when appropriate. For compiling the primary income account and financial account, the required data are mainly collected from the Survey of External Claims, Liabilities and Income (SECLI), a mandatory survey conducted by the Census and Statistics Department (C&SD) at quarterly intervals.

(a) Current account

Goods account

5.38 Data on general merchandise and non-monetary gold are obtained from merchandise trade statistics, which are compiled on the basis of information contained in trade declarations submitted by importers and exporters.

5.39 The value of imports on f.o.b. basis is converted from c.i.f. basis using data obtained from the Survey on Insurance and Freight Costs for Import Trade.

5.40 Statistics on net exports of goods under merchanting are obtained from the Quarterly Survey of Merchanting and Other Trading Activities and Annual Survey of Imports and Exports of Services.

Services account

5.41 Statistics on trade in services are mainly obtained from the Annual Survey of Imports and Exports of Services, supplemented with data obtained from other annual / quarterly economic surveys, General Household Survey and relevant administrative records.

5.42 Statistics on manufacturing services on physical inputs owned by others are obtained from the Monthly Survey on Trade Involving Outward Processing in the Mainland of China, Quarterly Survey of Merchanting and Other Trading Activities, and Annual Survey of Imports and Exports of Services.

Primary income account

5.43 Statistics on primary income flows are mainly obtained from SECLI, supplemented with data from other sources.

二次收入賬戶

5.44 二次收入統計數字是使用行政記錄及數據模型的資料編製而成的。數據模型中的投入參數主要是從一些大型機構及政府的行政記錄搜集所得的資料計算出來。

(b) 資本及金融賬戶

資本賬戶

5.45 資本轉移是使用從一些大型機構及政府的行政記錄搜集得來的資料編製而成的。

金融賬戶

直接投資

5.46 填報「對外申索、負債及收益統計調查」的直接投資數據是以一個香港企業集團為基本單位。由於整個企業集團的有關數據一般均可以從其綜合會計賬目內獲取，所以香港母公司被指定為代表整個香港企業集團填報有關直接投資數據的公司。

5.47 「對外申索、負債及收益統計調查」只涵蓋有對外交易的香港企業。於香港境外有直接投資的個人投資者，若沒有在香港成立註冊公司，並不包括在該統計調查之內。

5.48 由於香港與中國內地有緊密的經濟聯繫，通常有些香港的個人投資者於中國內地有直接投資，但沒有在香港成立公司。有關的直接投資頭寸、流量及相應的收益會透過其他來源的資料作出估算，以補足「對外申索、負債及收益統計調查」並無涵蓋該等對外交易。

證券投資及金融衍生工具

5.49 證券投資及金融衍生工具統計數字的主要數據提供者是本地的金融中介公司或代理人，如銀行、證券行、股票登記公司、指定代名人、保管人、受託人及基金經理等經常參與對外金融投資活動者。他們須把其對外投資的債權及負債的數據，以本身賬目形式或代客處理形式填報。

Secondary income account

5.44 Administrative records and data models are used for the compilation of statistics on secondary income. The input parameters for the data models are mainly derived from information collected from some prominent organisations and administrative records from the Government.

(b) Capital and financial account

Capital account

5.45 Information collected from some prominent organisations and administrative records from the Government are used for the compilation of capital transfers.

Financial account

Direct investment

5.46 A Hong Kong enterprise group (HKEG) is taken as the basic unit for data reporting on direct investment in SECLI. The Hong Kong parent company of an HKEG is designated as the target company for reporting data for the enterprise group as a whole since relevant data can normally be found in the consolidated accounts of the enterprise group.

5.47 As SECLI covers Hong Kong enterprises that are engaged in external transactions, individuals making direct investment outside Hong Kong, but not operating under a registered company in Hong Kong, are not covered by SECLI.

5.48 Given the close economic links between Hong Kong and the mainland of China, it is common that some Hong Kong individuals have made direct investment in the mainland of China without setting up companies in Hong Kong. To account for such external transactions not covered by SECLI, other data sources are used to derive estimates of the position, flow and related income of the corresponding direct investment.

Portfolio investment and financial derivatives

5.49 The major data suppliers for statistics on portfolio investment and financial derivatives are local financial intermediaries or agents such as banks, securities houses, share registrars, nominees, custodians, trusts and fund managers that are often engaged in external financial investment activities. They are required to report data on external claims and liabilities which they invest on their own account and those on behalf of their clients.

其他投資

5.50 其他投資統計數字的主要數據提供者是銀行。他們須把其對外投資的債權及負債的數據，以本身賬目形式或代客處理形式填報。

儲備資產

5.51 儲備資產的變動及其頭寸，是根據由香港金融管理局管理的外匯基金所持有的外匯儲備資產數據編製而成的。

統計數字的修訂及公布時間表

5.52 香港的國際收支平衡、國際投資頭寸及對外債務統計數字是跟從國際貨幣基金組織「發布數據特別準則」的要求而編製及發布的。香港的按年國際收支平衡表自一九九八年統計年開始編製，而按季的國際收支平衡表則由一九九九年第一季統計季度開始編製。按年的國際投資頭寸統計數字自二零零零年統計年開始編製，而按季的國際投資頭寸統計數字則由二零一零年第一季統計季度開始編製。按季的對外債務統計數字由二零零二年第一季統計季度開始編製。

5.53 按季及按年的國際收支平衡、國際投資頭寸及對外債務統計的初步數字，在有關統計期結束後三個月內公布。這些數字在其個別組成部分的估計得到更新資料後將作出修訂。國際收支平衡表內的貨物及服務組成部分的修訂時間表，與本地生產總值內的貨物及服務組成部分的修訂時間表一致，即當年及過去兩年的貨物及服務組成部分會被修訂。至於國際收支平衡、國際投資頭寸及對外債務的其他組成部分統計數字，某統計年度的按季及按年數字將於翌年十二月作出修訂。

5.54 本刊物內發布的二零一一年四個季度和二零一二年第一季及第二季的國際收支平衡、國際投資頭寸及對外債務統計數字只屬初步數字，有關數字將會根據上述的時間表作出修訂。

Other investment

5.50 The main data suppliers for statistics on other investment are banks. They are required to report data on external claims and liabilities which they invest on their own account and those on behalf of their clients.

Reserve assets

5.51 Changes in and the positions of reserve assets are compiled from data on foreign currency reserve assets of the Exchange Fund managed by the Hong Kong Monetary Authority.

Revision and publication schedule of statistics

5.52 BoP, IIP and ED statistics of Hong Kong are compiled and disseminated in accordance with the requirements stipulated in the Special Data Dissemination Standard of the IMF. The annual BoP account of Hong Kong has been compiled since the reference year of 1998, while the quarterly BoP account has been compiled since the reference quarter of Q1 1999. The annual IIP statistics have been compiled since the reference year of 2000, while the quarterly IIP statistics have been compiled since the reference quarter of Q1 2010. The quarterly ED statistics have been compiled since the reference quarter of Q1 2002.

5.53 Preliminary figures for quarterly and annual BoP, IIP and ED statistics are released within three months after the respective reference periods. The figures are subject to revision when the estimates of individual components are updated upon the availability of more data. The revision schedule for the goods and services components of the BoP account is in line with that for the Gross Domestic Product estimates, i.e., the goods and services components for the current year and the preceding two years are subject to revision. For statistics on other components of BoP, IIP and ED, the quarterly and annual figures for a reference year will be revised in December of the following year.

5.54 In this report, BoP, IIP and ED statistics for the four quarters of 2011 and the first and second quarters of 2012 are only preliminary. They are subject to revision according to the schedules mentioned above.

統計數字的展示

5.55 由二零一二年第二季統計季度開始，香港的國際收支平衡、國際投資頭寸和對外債務統計數字，是按照《國際收支平衡及國際投資頭寸手冊（第六版）》和《對外債務統計數據：編製人員及數據使用者指南》所訂明的最新國際統計標準編製而成的。根據最新國際標準編製的數列已回溯至最早的統計期（即按年及按季國際收支平衡表已分別回溯至一九九八年和一九九九年第一季統計期；按年及按季國際投資頭寸統計已分別回溯至二零零零年和二零一零年第一季統計期；按季對外債務統計已回溯至二零零二年第一季統計期）。

有關刊物

5.56 有關國際收支平衡、國際投資頭寸和對外債務統計數字的概念及用途詳情，請參閱以下小冊子：

- ◆ *理解國際收支平衡、國際投資頭寸及對外債務統計的概念*
- ◆ *國際收支平衡、國際投資頭寸及對外債務統計的闡釋和用途*

Presentation of statistics

5.55 Starting from the reference quarter of Q2 2012, BoP, IIP and ED statistics of Hong Kong are compiled in accordance with the latest international standards stipulated in the *Sixth Edition of the Balance of Payments and International Investment Position Manual (BPM6)* and *External Debt Statistics: Guide for Compilers and Users*. The data series compiled under the latest international standards have been backcasted to the earliest available reference periods (i.e. the annual and quarterly BoP account have been backcasted to the reference periods of 1998 and Q1 1999 respectively; the annual and quarterly IIP statistics have been backcasted to the reference periods of 2000 and Q1 2010 respectively; and the quarterly ED statistics have been backcasted to the reference period of Q1 2002).

References

5.56 For more details of the concepts and uses of the BoP, IIP and ED statistics, please refer to the following pamphlets:

- ◆ *Understanding the Concepts of Statistics on Balance of Payments, International Investment Position and External Debt*
- ◆ *Interpretation and Uses of Statistics on Balance of Payments, International Investment Position and External Debt*

獲取政府統計處刊物及其他統計產品的方法
Means of Obtaining Publications and Other Statistical Products
of the Census and Statistics Department

網站

用戶可以在政府統計處網站 (www.censtatd.gov.hk/hkstat/srh/index_tc.jsp) 免費下載統計刊物。

刊物出版組

市民可親臨政府統計處刊物出版組購買刊物的印刷版和唯讀光碟產品，並即時提取。該組並設有閱讀區，陳列政府統計處各類刊物的最新期號，供讀者查閱。閱讀區也備有統計處編製的宣傳／教育單張和小冊子，歡迎索閱。

刊物出版組的地址是：
香港灣仔港灣道十二號
灣仔政府大樓十九樓
電話：(852) 2582 3025
圖文傳真：(852) 2827 1708

郵購服務

政府統計處部分刊物備有印刷版，於政府新聞處的政府書店網站 (www.bookstore.gov.hk) 有售。市民亦可在政府統計處網站 (www.censtatd.gov.hk/service_desk/list/mail/index_tc.jsp) 下載郵購表格，並將填妥的郵購表格，連同所需費用的支票或滙票寄回辦理。

Website

Users may download statistical publications free of charge from the website of the Census and Statistics Department (www.censtatd.gov.hk/hkstat/srh/index.jsp).

Publications Unit

Print versions of publications and CD-ROM products are available for purchase and collection on the spot at the Publications Unit of the Census and Statistics Department. The Unit also provides a reading area where users may browse through the latest issue of various publications of the Department on display. Publicity/educational leaflets and pamphlets of the Department are also available for collection.

The address of the Publications Unit is :
19/F, Wanchai Tower,
12 Harbour Road, Wan Chai, Hong Kong.
Tel. : (852) 2582 3025
Fax : (852) 2827 1708

Mail order service

Some publications of the Census and Statistics Department are available in print versions and are offered for sale online at the Government Bookstore of the Information Services Department (www.bookstore.gov.hk). A mail order form for ordering print versions of publications is also available for downloading on the website of the Department (www.censtatd.gov.hk/service_desk/list/mail/index.jsp). Completed form should be sent back together with a cheque or bank draft covering all necessary cost.

郵購表格 (只適用於印刷版)

Mail Order Form (Applicable to print versions only)

致： 香港北角渣華道 333 號
北角政府合署 6 樓 626 室
政府新聞處
刊物銷售小組

電話： (852) 2537 1910
圖文傳真： (852) 2523 7195

To : Publications Sales Unit
Information Services Department
Room 626, 6/F,
North Point Government Offices,
333 Java Road, North Point, Hong Kong
Tel. : (852) 2537 1910
Fax : (852) 2523 7195

書名 Title	刊期 (年份/季/ 月份或期號) Issue (Year/Quarter/ Month or Issue no.)	數量 Quantity	每本售價 (港元) Price per copy (HK\$)	本地郵費 ⁽¹⁾⁽²⁾ (港元) Local ⁽¹⁾⁽²⁾ postage (HK\$)	金額(港元) Amount(HK\$)

本人欲訂購上述刊物。現附上劃線支票（抬頭人「香港特別行政區政府」）編號 _____
港幣 _____ 元正。

I wish to order the above publications and enclose a crossed cheque no. _____ for HK\$ _____
made payable to **“The Government of the Hong Kong Special Administrative Region”**.

姓名 Name	
地址 Address	
電話 Tel. No.	
日期 Date	

註： (1) 外地的訂戶暫時無須付上支票，所需郵費將於收到訂購表格後另行通知。

Notes : For mailings to addresses outside Hong Kong, please do not send in a cheque now. The required postage will be advised upon receipt of order.

(2) 訂購超過一本相同名稱的年刊或特刊，請向政府新聞處查詢所需的本地郵費（電話：(852) 2537 1910，圖文傳真：(852) 2523 7195）。

For an order of multiple copies of publication with the same title, please consult the Information Services Department about the required local postage. (Tel. : (852) 2537 1910, Fax : (852) 2523 7195).

你在表格上所提供的資料，只會用作辦理書刊訂購事宜，不會公開予任何和訂購無關的人士。如你欲查看或更改所填報的資料，請與政府新聞處處長聯絡。

The information provided will be used for processing your order of publications and will not be disclosed to parties outside the Government.

You may seek access to or correction of the information by addressing your request to the Director of Information Services.