

# 就業及空缺按季統計報告

## Quarterly Report of Employment and Vacancies Statistics

2013 年 6 月  
June 2013



香港特別行政區 政府統計處  
Census and Statistics Department  
Hong Kong Special Administrative Region



# 就業及空缺按季統計報告

## Quarterly Report of Employment and Vacancies Statistics

2013年6月  
June 2013

有關本刊物的查詢，請聯絡：

**政府統計處 就業統計及機構記錄組**

地址：香港灣仔港灣道12號灣仔政府大樓20樓

電話：(852) 2582 5076 圖文傳真：(852) 2827 2296

電郵：employment@censtatd.gov.hk

Enquiries about this publication can be directed to :

**Employment Statistics and Central Register of Establishments Section**  
**Census and Statistics Department**

Address : 20/F, Wanchai Tower, 12 Harbour Road, Wan Chai, Hong Kong.

Tel. : (852) 2582 5076 Fax : (852) 2827 2296

E-mail : employment@censtatd.gov.hk

政府統計處網站 Website of the Census and Statistics Department  
www.censtatd.gov.hk

2013年9月出版

Published in September 2013

本刊物只備有下載版

This publication is available in download version only



		頁數 Page
<b>I. 引言</b>	<b>Introduction</b>	1
<b>II. 統計調查結果摘要</b>	<b>Summary of Survey Findings</b>	
就業人數	<i>Employment</i>	1
職位空缺	<i>Vacancies</i>	3
經季節性調整的就業人數及職位 空缺數目	<i>Seasonally adjusted figures of persons engaged and vacancies</i>	5
<b>III. 統計表</b>	<b>Statistical Tables</b>	
註釋	<i>Explanatory notes</i>	6
用語及定義	<i>Terms and definitions</i>	9
注意事項	<i>Notes in reading the tables</i>	10
以新行業分類劃分的就業及職位空 缺統計數字的後向估計數列	<i>Backcasted series of employment and vacancies statistics in new industrial classification</i>	14
統計表	<i>Tables</i>	
表 1 公務員人數及有關職位空缺數目	Table 1 Number of civil servants and civil service vacancies	14
表 2 按行業主類劃分的機構單位數 目、就業人數及職位空缺數目 （公務員除外）	Table 2 Number of establishments, persons engaged and vacancies (other than those in the civil service) analysed by industry section	15
表 3 按行業主類／行業大類劃分的就 業人數（公務員除外）	Table 3 Number of persons engaged (other than those in the civil service) analysed by industry section / industry division	19
表 4 按行業主類／行業大類劃分的職 位空缺數目（公務員除外）	Table 4 Number of vacancies (other than those in the civil service) analysed by industry section / industry division	25
表 5 按行業主類／行業大類劃分的機 構單位數目（政府部門除外）	Table 5 Number of establishments (excluding civil service) analysed by industry section / industry division	31

表 6	按選定行業中類／行業小類／行業小分類劃分的機構單位數目、就業人數及職位空缺數目（公務員除外）	Table 6	Number of establishments, persons engaged and vacancies (other than those in the civil service) analysed by selected industry group / industry class / industry sub-class	37
表 7	按零售商類別劃分的零售業機構單位數目、就業人數及職位空缺數目（公務員除外）	Table 7	Number of establishments, persons engaged and vacancies (other than those in the civil service) in the retail trade analysed by type of retail outlet	45
表 8	按行業主類／行業大類及性別劃分的就業人數（公務員除外）	Table 8	Number of persons engaged (other than those in the civil service) analysed by industry section / industry division and sex	47
表 9	按行業主類及機構規模劃分的機構單位數目及就業人數（公務員除外）	Table 9	Number of establishments and persons engaged (other than those in the civil service) analysed by industry section and size of establishment	53
表 10	按行業主類及主要職業組別劃分的職位空缺數目（公務員除外）	Table 10	Number of vacancies (other than those in the civil service) analysed by industry section and major occupation group	56
表 11	選定行業主類內經季節性調整及未經調整的就業人數（公務員除外）按3個月的變動百分率	Table 11	Percentage change over 3-month period of the seasonally adjusted and seasonally unadjusted statistics of persons engaged (other than those in the civil service) in selected industry sections	58
表 12	選定行業主類內經季節性調整及未經調整的職位空缺數目（公務員除外）按3個月的變動百分率	Table 12	Percentage change over 3-month period of the seasonally adjusted and seasonally unadjusted statistics of vacancies (other than those in the civil service) in selected industry sections	59

*統計圖*

圖 1	選定行業主類的就業人數	Chart 1	Employment in selected industry sections	60
圖 2	選定行業主類的職位空缺數目	Chart 2	Number of vacancies in selected industry sections	60
圖 3	製造業的就業人數	Chart 3	Employment in manufacturing	61
圖 4	建築地盤的工人人數	Chart 4	Number of manual workers engaged at construction sites	61

*Charts*

	頁數 Page
圖 5 進出口貿易、批發及零售業以及住宿及膳食服務業的就業人數	Chart 5 Employment in import/export, wholesale and retail trades, and accommodation and food services 62
圖 6 金融及保險業、地產業以及專業及商用服務業的就業人數	Chart 6 Employment in financing and insurance, real estate, and professional and business services 62
圖 7 經季節性調整及未經調整的就業人數數列（公務員除外）	Chart 7 Seasonally adjusted and seasonally unadjusted series of persons engaged (other than those in the civil service) 63
圖 8 經季節性調整及未經調整的職位空缺數列（公務員除外）	Chart 8 Seasonally adjusted and seasonally unadjusted series of vacancies (other than those in the civil service) 63
<b>IV. 統計方法</b>	<b>Statistical Methodology</b>
資料來源	<i>Data source</i> 64
抽樣設計	<i>Sample design</i> 64
統計調查方法及回應率	<i>Survey method and response rate</i> 65
行業資料更新	<i>Industry updating</i> 66
估計的可靠性	<i>Reliability of the estimates</i> 66
<b>V. 其他參考資料</b>	<b>Further References</b> 67
附錄甲 《香港標準行業分類 1.1 版》及《香港標準行業分類 2.0 版》的高層次分類的概略比較	<b>Appendix A</b> Crude conversion between the top level classifications of HSIC Version 1.1 and HSIC Version 2.0 69
附錄乙 不同零售商類別的涵蓋範圍	<b>Appendix B</b> Coverage of different types of retail outlets 70
獲取政府統計處刊物的方法	<b>Means of Obtaining Publications of the Census and Statistics Department</b> A1
郵購表格	<b>Mail Order Form</b> A2





## I. 引言

1.1 本報告載列香港各個主要的經濟行業內有關就業人數及職位空缺數目的統計數字。這些數字主要根據政府統計處所進行的「僱傭及職位空缺按季統計調查」及「建築地盤就業人數按季統計調查」的結果而編製，為本港勞工市場提供短期變動的指標。

1.2 由於本報告的統計數字並不包括香港所有行業，因此個別行業主類及總計數字只涉及有關統計調查所包括的行業。有關詳細的行業涵蓋範圍，請參閱本報告第III部分第3.2–3.5段。

1.3 因應政府統計處在2008年10月發表新的「香港標準行業分類2.0版」，「僱傭及職位空缺按季統計調查」已採用該行業分類編製機構單位數目、就業人數及職位空缺數目的統計數字，以取代沿用的「香港標準行業分類1.1版」。由2009年起，本報告內的所有統計數字均按「香港標準行業分類2.0版」編製。

## II. 統計調查結果摘要

2.1 本報告內的就業人數，是指上述各統計調查所包括的公營及私營機構（包括建築地盤）所呈報的就業人數，而職位空缺統計數字是指所呈報的職位空缺數目。

### 就業人數

2.2 在2013年6月就業人數是2 862 545，與上年同期比較上升1.6%。按行業主類劃分的2013年6月就業人數（公務員除外），與2012年6月及2013年3月的數字比較詳列於下表：

## I. Introduction

1.1 This report presents statistics on the number of persons engaged and vacancies in major economic sectors in Hong Kong, based mainly on the findings of the Quarterly Survey of Employment and Vacancies (SEV) and the Quarterly Employment Survey of Construction Sites (Site Survey) conducted by the Census and Statistics Department (C&SD). These statistics serve as indicators of short-term changes in the local labour market.

1.2 It should be noted that since the statistics quoted in this report do not cover all the industries in Hong Kong, figures at the industry section level and the total figures relate only to those industries covered in relevant surveys. For details of the industrial coverage, please refer to paragraphs 3.2 – 3.5 in Part III of this report.

1.3 With the release of the new Hong Kong Standard Industrial Classification Version 2.0 (HSIC V2.0) by the C&SD in October 2008, the SEV has been enhanced to adopt the HSIC V2.0 to replace the HSIC Version 1.1 in compiling the statistics on the number of establishments, persons engaged and vacancies starting from 2009. Hence, all the statistics contained in this report are in HSIC V2.0.

## II. Summary of Survey Findings

2.1 In this report, *employment* refers to the number of persons engaged as reported by the establishments in the public and private sectors (including construction sites) covered by the above-mentioned surveys, while the statistics on *vacancies* refer to the number of job vacancies thereby reported.

### Employment

2.2 Employment stood at 2 862 545 in June 2013, representing a 1.6% increase when compared with a year earlier. A comparison of the employment figures (other than those in the civil service) for June 2013 with those for June 2012 and March 2013, analysed by industry section, is detailed in the following table :

**表甲 按行業主類劃分的就業人數（公務員除外）**  
**Table A Number of persons engaged (other than those in the civil service) analysed by industry section**

香港標準行業分類2.0版 行業主類（編碼及名稱） Industry section of HSIC V2.0 (code and description)	就業人數 No. of persons engaged (Employment)			變動百分率（%） <sup>(2)</sup> Percentage change (%)	
	2012年6月 Jun 2012	2013年3月 Mar 2013	2013年6月 Jun 2013	2013年6月與 2012年6月比較 Jun 2013 over Jun 2012	2013年6月與 2013年3月比較 Jun 2013 over Mar 2013
B 採礦及採石 Mining and quarrying	83	74	76	-8.4	+2.7
C 製造 Manufacturing	107 637	104 022	103 350	-4.0	-0.6 (-1.1)
D & E 電力和燃氣供應及廢棄物管理 Electricity and gas supply, and waste management	10 328	10 326	10 592	+2.6	+2.6
F 建築地盤（只包括地盤工人） Construction sites (manual workers only)	71 721	77 803	82 542	+15.1	+6.1 (+7.2)
G 進出口貿易、批發及零售 <sup>(1)</sup> Import/export, wholesale and retail trades	817 781	820 655	819 177	+0.2	-0.2 (+0.1)
進出口貿易及批發 Import/export trade and wholesale	558 347	557 985	554 372	-0.7	-0.6
零售 <sup>(1)</sup> Retail	259 434	262 670	264 805	+2.1	+0.8
H 運輸、倉庫、郵政及速遞服務 <sup>(1)</sup> Transportation, storage, postal and courier services	166 706	168 108	169 346	+1.6	+0.7
I 住宿及膳食服務 <sup>(1)</sup> Accommodation and food services	272 278	275 590	276 207	+1.4	+0.2 (+0.2)
J 資訊及通訊 Information and communications	95 891	98 376	101 073	+5.4	+2.7
K 金融及保險 <sup>(1)</sup> Financing and insurance	206 993	207 594	207 346	+0.2	-0.1
L 地產 Real estate	124 355	126 997	126 415	+1.7	-0.5
M & N 專業及商用服務 <sup>(1)</sup> Professional and business services	333 304	341 540	344 544	+3.4	+0.9
P – S 社會及個人服務 <sup>(1)</sup> Social and personal services	450 589	458 638	460 973	+2.3	+0.5 (+0.7)
以上行業主類總計 <sup>(1)</sup> Total of industry sections above	2 657 666	2 689 723	2 701 641	+1.7	+0.4 (+0.5)

註釋：(1) 數字只涉及有關統計調查所包括的行業，詳情請參閱第18頁的「註釋」。

Notes: Figures relate only to those industries covered. Please refer to the “Notes” on page 18 for details.

(2) 括號內的數字是經季節性調整後的變動百分率數字（詳細的數據請參閱第58頁表11），有關的數列會因應最新數據的趨勢而定期調整。由於部分行業主類沒有明顯的季節性模式，所以並沒有編製有關的數字。

Figures in brackets denote percentage changes compiled on a seasonally adjusted basis. More details are given in Table 11 on page 58. They are subject to routine revision when more up-to-date figures become available. Seasonally adjusted data series are not compiled for some industry sections as no clear seasonal patterns are found in these sections.

## 職位空缺

2.3 在2013年6月職位空缺的總數是84 838（包括6 980個公務員職位空缺），與上年同期比較上升9.9%。按行業主類劃分的職位空缺數目（公務員職位空缺除外），與2012年6月及2013年3月的數字比較詳列於下表：

## Vacancies

2.3 In June 2013, the total number of vacancies was 84 838 (including 6 980 vacancies in the civil service). It represented an increase of 9.9% when compared with a year earlier. The vacancies figures (other than those in the civil service) broken down by industry section, together with a comparison with the corresponding figures for June 2012 and March 2013, are detailed in the following table :

表乙 按行業主類劃分的職位空缺數目（公務員除外）

Table B Number of vacancies (other than those in the civil service) analysed by industry section

香港標準行業分類2.0版 行業主類（編碼及名稱） Industry section of HSIC V2.0 (code and description)	職位空缺數目 No. of vacancies			變動百分率（%） <sup>(2)</sup> Percentage change (%)	
	2012年6月 Jun 2012	2013年3月 Mar 2013	2013年6月 Jun 2013	2013年6月與 2012年6月比較 Jun 2013 over Jun 2012	2013年6月與 2013年3月比較 Jun 2013 over Mar 2013
B 採礦及採石 Mining and quarrying	***	***	***	***	***
C 製造 Manufacturing	2 970	2 599	2 680	-9.8	+3.1
D & E 電力和燃氣供應及廢棄物管理 Electricity and gas supply, and waste management	***	***	***	***	***
F 建築地盤（只包括地盤工人） <sup>∞</sup> Construction sites (manual workers only)	588	930	1 025	+74.3	+10.2
G 進出口貿易、批發及零售 <sup>(1)</sup> Import/export, wholesale and retail trades	16 039	19 847	18 241	+13.7	-8.1
進出口貿易及批發 Import/export trade and wholesale	9 141	10 443	10 117	+10.7	-3.1
零售 <sup>(1)</sup> Retail	6 898	9 404	8 124	+17.8	-13.6
H 運輸、倉庫、郵政及速遞服務 <sup>(1)</sup> Transportation, storage, postal and courier services	3 408	3 615	4 101	+20.3	+13.4
I 住宿及膳食服務 <sup>(1)</sup> Accommodation and food services	12 266	15 546	12 970	+5.7	-16.6
J 資訊及通訊 Information and communications	2 380	2 679	3 054	+28.3	+14.0
K 金融及保險 <sup>(1)</sup> Financing and insurance	4 386	5 055	5 260	+19.9	+4.1
L 地產 Real estate	2 862	3 756	3 523	+23.1	-6.2
M & N 專業及商用服務 <sup>(1)</sup> Professional and business services	9 359	8 697	9 169	-2.0	+5.4
P - S 社會及個人服務 <sup>(1)</sup> Social and personal services	16 493	17 330	17 690	+7.3	+2.1 (+8.5)
以上行業主類總計 <sup>(1)</sup> Total of industry sections above	70 841	80 165	77 858	+9.9	-2.9 (+1.2)

註釋：(1) 數字只涉及有關統計調查所包括的行業，詳情請參閱第18頁的「註釋」。

Notes: Figures relate only to those industries covered. Please refer to the "Notes" on page 18 for details.

(2) 括號內的數字是經季節性調整後的變動百分率數字（詳細的數據請參閱第59頁表12），有關的數列會因應最新數據的趨勢而定期調整。

Figures in brackets denote percentage changes compiled on a seasonally adjusted basis. More details are given in Table 12 on page 59. They are subject to routine revision when more up-to-date figures become available.

\*\*\* 為使個別機構單位所提供的資料得以保密，數據不予公布。

Data are not released in order to safeguard confidentiality of information provided by individual establishments.

∞ 請參閱2013年6月號的《建築地盤就業及空缺按季統計報告》內第V部分的「統計調查局限」。

Please refer to "Limitations of the Survey" in Part V of the *Quarterly Report of Employment and Vacancies at Construction Sites, June 2013*.

2.4 在2013年6月的77 858個職位空缺（公務員職位空缺除外）中，大部分屬於四個主要職業組別，即「輔助專業人員」、「文書支援人員」、「服務工作及銷售人員」和「非技術工人」。按主要職業組別劃分的2013年6月職位空缺數目與2012年6月及2013年3月的數字比較詳列於下表：

2.4 Of the 77 858 vacancies (other than those in the civil service) in June 2013, the majority were recorded in four major occupation groups, viz. “associate professionals”, “clerical support workers”, “service and sales workers”, and “elementary occupations”. A comparison of the vacancies figures for June 2013 with those for June 2012 and March 2013, broken down by major occupation group, is detailed in the following table :

**表丙 按主要職業組別劃分的職位空缺數目（公務員除外）**  
**Table C Number of vacancies (other than those in the civil service) analysed by major occupation group**

主要職業組別 Major occupation group	職位空缺數目 No. of vacancies			變動百分率(%) Percentage change (%)	
	2012年6月 Jun 2012	2013年3月 Mar 2013	2013年6月 Jun 2013	2013年6月與 2012年6月比較 Jun 2013 over Jun 2012	2013年6月與 2013年3月比較 Jun 2013 over Mar 2013
經理及行政級人員 Managers and administrators	1 600	1 261	1 700	+6.3	+34.8
專業人員 Professionals	5 493	3 896	3 725	-32.2	-4.4
輔助專業人員 Associate professionals	17 123	19 082	19 032	+11.1	-0.3
文書支援人員 Clerical support workers	9 443	10 164	9 089	-3.7	-10.6
服務工作及銷售人員 Service and sales workers	19 678	28 460	26 274	+33.5	-7.7
工藝及有關人員 Craft and related workers	2 785	3 829	3 820	+37.2	-0.2
機台及機器操作員及裝配員 Plant and machine operators and assemblers	1 998	2 058	1 961	-1.9	-4.7
非技術工人 Elementary occupations	12 721	11 415	12 257	-3.6	+7.4
總計 Total	70 841	80 165	77 858	+9.9	-2.9

## 經季節性調整的就業人數及職位空缺數目

2.5 就業人數及職位空缺數目按3個月的變動會受到季節性因素影響。經季節性調整後的數列，才可進行較有意義的分析。按新的「香港標準行業分類2.0版」編製經季節性調整的就業人數和職位空缺數目的數列，可追溯至2000年3月。表11及表12分別載列選定行業主類內經季節性調整的就業人數及職位空缺數字按3個月的變動百分率。

2.6 經季節性調整後，2013年6月統計調查所涵蓋行業主類的就業人數及職位空缺數目為2 701 574人及76 940個，較2013年3月分別上升0.5%及1.2%。由去年同期起經季節性調整的就業人數和職位空缺數目及其按3個月的變動百分率載列於下表：

## Seasonally adjusted figures of persons engaged and vacancies

2.5 Changes in the number of persons engaged and vacancies over a 3-month period are affected by seasonal factors. More meaningful analysis of such changes can be conducted by using seasonally adjusted figures. The seasonally adjusted data series for persons engaged and vacancies in HSIC V2.0 can be dated back to March 2000. Percentage changes of the seasonally adjusted employment and vacancies figures over the 3-month period in selected industry sections are shown in Table 11 and Table 12 respectively.

2.6 The seasonally adjusted employment and vacancies figures for all the industry sections surveyed in June 2013 were 2 701 574 and 76 940, showing increases of 0.5% and 1.2% respectively over March 2013. The seasonally adjusted figures of persons engaged and vacancies since the same period of last year and their 3-month percentage changes are given in the table below :

**表D 經季節性調整的就業人數及職位空缺數目按3個月的變動（公務員除外）**  
**Table D Changes over 3-month period of the seasonally adjusted figures of persons engaged and vacancies (other than those in the civil service)**

年 Year	月 Month	就業人數 <sup>(1)</sup> Persons engaged				職位空缺數目 <sup>(1)</sup> Vacancies			
		未經季節性 調整的數字 Seasonally unadjusted figure	經季節性 調整的數字 <sup>(2)</sup> Seasonally adjusted figure	按3個月的變動百分率(%) Percentage change over 3-month period (%)		未經季節性 調整的數字 Seasonally unadjusted figure	經季節性 調整的數字 <sup>(2)</sup> Seasonally adjusted figure	按3個月的變動百分率(%) Percentage change over 3-month period (%)	
				未經季節性 調整 Seasonally unadjusted	經季節性 調整 Seasonally adjusted			未經季節性 調整 Seasonally unadjusted	經季節性 調整 Seasonally adjusted
2012	6	2 657 666	2 658 219	+0.7	+0.7	70 841	70 100	+1.3	+5.5
	9	2 661 495	2 663 240	+0.1	+0.2	69 460	67 523	-1.9	-3.7
	12	2 665 030	2 664 281	+0.1	§	65 095	71 796	-6.3	+6.3
2013	3	2 689 723	2 688 436	+0.9	+0.9	80 165	76 039	+23.2	+5.9
	6	2 701 641	2 701 574	+0.4	+0.5	77 858	76 940	-2.9	+1.2

註釋：(1) 數字只涉及有關統計調查所包括的行業，詳情請參閱第18頁的「註釋」。

Notes: Figures relate only to those industries covered. Please refer to the "Notes" on page 18 for details.

(2) 經季節性調整的數列會因應最新數據的趨勢而定期調整。

The seasonally adjusted data series are subject to routine revision when more up-to-date figures become available.

§ 變動在±0.05%內。

Change within ±0.05%.

### III. 統計表

#### 註釋

3.1 本報告所發表的按行業分類統計數字是以「香港標準行業分類2.0版」為依據，這分類以聯合國的《所有經濟活動的國際標準行業分類修訂本第4版》（國際標準行業分類）為基礎，因應本地經濟的行業結構而釐定。「香港標準行業分類2.0版」的架構有五個層次，每層次的名稱如下：

#### 香港標準行業

<u>分類 2.0 版層次</u>	<u>編碼</u>	<u>名稱</u>	<u>HSIC V2.0 level</u>	<u>Codes</u>	<u>Description</u>
第一層	1位字母	行業主類	1st	1-alphabet	Industry section
第二層	2位數字	行業大類	2nd	2-numeral	Industry division
第三層	3位數字	行業中類	3rd	3-numeral	Industry group
第四層	4位數字	行業小類	4th	4-numeral	Industry class
第五層	6位數字	行業小分類	5th	6-numeral	Industry sub-class

在1991年3月以前所發表的就業人數及職位空缺統計數字，是以「國際標準行業分類」修訂版分類。1991年3月至2008年12月期間，有關統計數字是以「香港標準行業分類」（於2001年修訂為1.1版）3位數字及選定4/6位數字的行業分類發表。由2009年3月起，這些統計數字則以「香港標準行業分類2.0版」2位數字及選定3/4/6位數字發表。使用數據時必須注意，由於個別行業涵蓋範圍的差異，在某些情況下，按上述四個不同行業分類而編製的就業人數及職位空缺統計數字，並不能直接作比較。就「香港標準行業分類2.0版」與「香港標準行業分類1.1版」所分別編製的統計數字作比較，可參閱政府統計處網站內的《「香港標準行業分類2.0版」與「香港標準行業分類1.1版」的對照》，網址為：[www.statistics.gov.hk/pub/B2XX00182008XXXXB0800.pdf](http://www.statistics.gov.hk/pub/B2XX00182008XXXXB0800.pdf)。

### III. Statistical Tables

#### Explanatory notes

3.1 The industry breakdowns of statistics shown in this report are based on the HSIC V2.0, which is modelled on the United Nations' *International Standard Industrial Classification of All Economic Activities Revision 4* (ISIC Rev. 4), with adaptation for the industrial structure of the local economy. The HSIC V2.0 adopts a hierarchical structure with five different levels labelled as follows:

Prior to March 1991, breakdowns of employment and vacancies statistics by industry were published according to an adapted version of ISIC. During March 1991 to December 2008, such statistics were published at 3-digit and selected 4/6-digit levels in HSIC (revised and renamed as Version 1.1 since 2001). Since March 2009, these statistics have been published at 2-numeral and selected 3/4/6-numeral code levels of HSIC V2.0. It should be noted that on some occasions, breakdowns of employment and vacancies statistics under the above-mentioned four industrial classifications are not strictly comparable due to the changes in coverage of individual industries. For comparison of statistics under HSIC V2.0 against those under HSIC Version 1.1, users may refer to the publication *Concordances between Hong Kong Standard Industrial Classification Version 2.0 (HSIC V2.0) and Hong Kong Standard Industrial Classification Version 1.1 (HSIC V1.1)* on the C&SD Website at [www.statistics.gov.hk/pub/B2XX00182008XXXXB0800.pdf](http://www.statistics.gov.hk/pub/B2XX00182008XXXXB0800.pdf).

3.2 本報告所載列的統計數字主要是根據政府統計處所進行的「僱傭及職位空缺按季統計調查」及「建築地盤就業人數按季統計調查」的結果而編製。這些統計數字的範圍包括下列不同行業主類內大部分主要經濟活動：

**行業主類 名稱**

B	採礦及採石
C	製造
D及E	電力和燃氣供應及廢棄物管理
F	建造（只包括建築地盤）
G	進出口貿易、批發及零售
H	運輸、倉庫、郵政及速遞服務
I	住宿及膳食服務
J	資訊及通訊
K	金融及保險
L	地產
M及N	專業及商用服務
P – S	社會及個人服務 <sup>▽</sup>

3.3 有關統計調查主要不包括以下行業主類內的經濟活動：

**行業主類 不包括的經濟活動**

A	農業、林業及漁業（整個行業主類）
F	建造（建築地盤除外）
G	小販及零售攤檔（街市攤檔除外）
H	的士、公共小巴，以及部分貨車及港內水上貨運服務
K	貨幣管理機構及非持有商業登記的自僱保險代理
M及N	康樂及運動用品租賃
O	公共行政（整個行業主類）
P – S	宗教組織、作家及其他獨立藝術工作者，以及部分社會及個人服務
T	家庭住戶內部工作活動（整個行業主類）
U	享有治外法權的組織及團體活動（整個行業主類）

▽ 不包括行業主類T「家庭住戶內部工作活動」及U「享有治外法權的組織及團體活動」。

3.2 Statistics presented in this report are compiled mainly from the results of the SEV and the Site Survey conducted by the C&SD. These statistics cover most of the major economic activities in different industry sections listed below :

**Industry**

<u>section</u>	<u>Description</u>
B	Mining and quarrying
C	Manufacturing
D & E	Electricity and gas supply, and waste management
F	Construction (sites only)
G	Import/export, wholesale and retail trades
H	Transportation, storage, postal and courier services
I	Accommodation and food services
J	Information and communications
K	Financing and insurance
L	Real estate
M & N	Professional and business services
P – S	Social and personal services <sup>▽</sup>

3.3 The relevant surveys mainly do not cover the economic activities in the following industry sections :

**Industry**

<u>section</u>	<u>Economic activities not covered</u>
A	Agriculture, forestry and fishing (entire industry section)
F	Construction (other than construction sites)
G	Hawkers and retail pitches (other than market stalls)
H	Taxis, public light buses, and part of goods vehicles and inland freight water transport
K	Monetary authorities and self-employed insurance agents with no business registration
M & N	Renting and leasing of recreational and sports goods
O	Public administration (entire industry section)
P – S	Religious organisations, authors and other independent artists, and some social and personal services
T	Work activities within domestic households (entire industry section)
U	Activities of extraterritorial organisations and bodies (entire industry section)

▽ Excluding industry sections T “Work activities within domestic households” & U “Activities of extraterritorial organisations and bodies”.

3.4 由於有關統計調查未能全面包括某些行業主類（「香港標準行業分類2.0版」行業主類中的F、G、H、K、M、N及P-S主類）當中所有行業，因此本報告內有關這些行業主類及總計的數字並不代表這些行業主類及整個勞工市場的全面情況。分析這些數字時應謹記此點。

3.5 由於行業分類的改變，「僱傭及職位空缺按季統計調查」在採用「香港標準行業分類2.0版」後，可能不再包括一些原先根據「香港標準行業分類1.1版」的選定行業所涵蓋的機構單位，而亦可能包括原先並未涵蓋的機構單位。有關統計調查涵蓋範圍的轉變，請參閱附錄甲。有關個別行業的詳細涵蓋範圍，請參閱《香港標準行業分類2.0版》。

3.6 本報告的機構單位數目是指在統計日期從事經濟活動並有一人或以上就業人士的經濟單位。就業人數及職位空缺數目統計數字是指3月、6月、9月及12月底的情況。

3.7 本報告所發表的統計數字，是根據在《普查及統計條例》監管下進行的統計調查所搜集的資料而編製。根據《普查及統計條例》的規定，除個別機構單位的名稱、地址、業務類別及僱員人數等四項資料可提供給公眾人士參考外，政府統計處對被訪者所提供的個別機構單位資料將予以絕對保密。這條例更要求政府統計處不能發表可引致個別單位資料被推算出來的有關整體統計數字（例如對於只有很少機構單位的細行業，透露其總體統計數字可能令其中個別機構單位的情況給推算出來）。在這情況下，有關數據通常會合併為較大的整體資料才發表，從而避免個別機構單位的資料給推算出來。在某些情況下，這些統計數據更可能不會向外公布。

3.8 本報告中的所有統計表都採用下列簡寫和符號：

- 不適用

3.4 Owing to the incomplete survey coverage in respect of some industry sections (namely, industry sections F, G, H, K, M, N and P-S under HSIC V2.0), figures for them and the total figures in this report are not meant to represent the overall situation of these industry sections and the entire labour market respectively. This should be borne in mind when interpreting the respective figures.

3.5 It should be noted that some establishments in selected industries originally covered in SEV under HSIC Version 1.1 may not be included in the SEV due to the change in industrial classification, and vice versa after the implementation of HSIC V2.0. For major changes in the coverage of SEV, please refer to Appendix A. For details of the coverage of individual industries, please refer to the publication *Hong Kong Standard Industrial Classification Version 2.0*.

3.6 Statistics on the number of establishments in this report refer to those undertakings which carry out economic activities and have one or more persons engaged as at the survey reference date. Statistics on the number of persons engaged and vacancies refer to the situation at the end of March, June, September and December.

3.7 Statistics published in this report are based on the information collected in surveys which are governed by the Census and Statistics Ordinance. The Ordinance requires the C&SD to safeguard the confidentiality of information supplied by respondents in respect of individual establishments, with the exception of four data items, viz. the name, address, type of business and number of employees of individual establishments, which can be provided to the general public. Application of the Ordinance goes further to require the C&SD not to disseminate aggregate statistics where information on individual entities can be deduced through reasonable means (e.g. statistical data in regard to a small industry with very few establishments, if released, may enable the particulars about a certain establishment to be deduced). In such cases, relevant items of data are normally merged into a more aggregate form for release so that such deduction cannot be made. On some occasions, the piece of statistical data in question may have to be suppressed from release.

3.8 The following abbreviations and symbols are used in the tables throughout this report :

- not applicable



\*\*\* 為使個別機構單位所提供的資料得以保密，數據不予公布

\*\*\* data not released in order to safeguard confidentiality of information provided by individual establishments

n.e.c. not elsewhere classified

## 用語及定義

3.9 在一般行業主類中，「僱傭及職位空缺按季統計調查」的訪問對象是機構單位。*機構單位*<sup>△</sup>是指在單一擁有權或控制權下，在單一地點從事一種或主要從事一種經濟活動的經濟單位，例如個別工廠、工場、零售店或辦公室。至於公務員類別，則是以 *政府決策局／部門* 為統計單位。「*建築地盤就業人數按季統計調查*」以建築地盤為訪問單位。*建築地盤*是指一個劃定的地點，而在該地點內正在進行一個或多個階段的建造工程。

3.9 For the industry sections covered by the SEV, the unit of enquiry is an establishment. An *establishment*<sup>△</sup> is defined as an economic unit which engages, under a single ownership or control, in one or predominantly one kind of economic activity at a single physical location, e.g. an individual factory, workshop, retail shop or office. For the civil service, the unit of enquiry is a *government bureau/department*. For the Site Survey, the unit of enquiry is a construction site. A *construction site* is defined as a demarcated locality where one or more stages of construction work are being carried on.

3.10 就一般的機構單位而言，*就業人數*（公務員除外）包括：

3.10 For establishments outside the civil service, *persons engaged* include :

- (i) 於統計日期工作最少1小時及經常參與機構單位業務的東主、合夥人，以及與東主或合夥人有親屬關係並在機構單位工作而無正薪的人士；
- (ii) 於統計日期向機構單位直接支取薪酬的全職受薪僱員，以及有限公司的在職董事，其中包括長期或臨時聘用的，無論這些僱員正在本港或其他地方工作或暫時缺勤（即正在放病假、分娩假、年假、事假的工人及罷工者）；以及
- (iii) 在統計日期工作最少1小時的兼職僱員，以及夜班或通宵班的僱員。

- (i) individual proprietors, partners and persons having family ties with any of the proprietors or partners and working in the establishment without regular pay, who are actively engaged in the work of the establishment for at least 1 hour on the survey reference date;
- (ii) full-time salaried personnel/employees directly paid by the establishment and working directors of limited companies, both permanent and temporary, who are either at work (whether or not in Hong Kong) or temporarily absent from work (viz. those on sick leave, maternity leave, annual vacation or casual leave, and on strike) on the survey reference date; and
- (iii) part-time employees and employees on night/irregular shifts working for at least 1 hour on the survey reference date.

3.11 *公務員*是指在統計日期，按公務員聘用條件受僱的人員。廉政公署人員、司法人員、駐香港以外地區的香港經濟貿易辦事處在當地聘請的人員，以及其他政府僱員如非公務員合約僱員，並不包括在內。請同時參閱以下第3.18段。

3.11 *Civil servants* refer to persons who are employed on civil service terms of appointment as at the survey reference date. Independent Commission Against Corruption officers, judicial officers, locally engaged staff working in the Hong Kong Economic and Trade Offices outside Hong Kong, and other government employees like Non-Civil Service Contract staff are excluded. Please also see paragraph 3.18 below.

△ 倘在同一管理下有關不同活動或不同地點的個別數字並不齊備，則合併的資料亦予接納。在這情況下，該填報單位視為一個機構單位。

△ Where separate figures relating to different activities or different locations under the same management are not available, a combined return is accepted. In this case, the reporting unit is treated as an establishment.

3.12 **建築地盤工人** 是指在統計日期受僱於建築地盤工作的熟練技工、半熟練技工及普通工人。地盤工人可以由主要承建商直接僱用或由分判承建商或工頭僱用在建築地盤工作。

3.13 **職位空缺** 是指在統計日期正懸空並須要立刻填補，而機構單位亦正積極進行招聘以填補的職位空缺。建築地盤的職位空缺數目只包括地盤工人的空缺。

3.14 **職業** 是指所執行工作的類別、職責的性質及主要職務。其分類基本上以「國際標準職業分類 1988 年版」(ISCO-88) 中的主要組別為藍本，並因應香港的情況而編訂。由 2012 年 3 月起，統計數字是根據新職業分類「國際標準職業分類 2008 年版」(ISCO-08) 為藍本而編訂。由於這兩套分類法在最高層次上只有相對輕微的改動，因此以新和舊分類編製的統計數字大致可作比較。

## 注意事項

3.15 由 1996 年 3 月開始，政府統計處進行「有關職位空缺的補充統計調查」以搜集職位空缺特徵的詳細資料。由 1999 年 3 月開始，本處已將該項統計調查併入同期進行的「僱傭及職位空缺按季統計調查」及「建築地盤就業人數按季統計調查」。

3.16 由 1999 年 3 月的統計調查開始，有關點算 **就業人數** (包括在職東主、在職合夥人、無酬家屬幫工及受薪僱員) 的工作時數定義由原有的「在統計日期工作最少 3 小時」改為「在統計日期工作最少 1 小時」。根據一項在 1999 年 3 月進行的特別研究調查所得，是項更改使該季統計調查所涵蓋行業的就業人數微升 14 200 人，約為總數的 0.6%。

3.17 由 1999 年 3 月開始，「就業及空缺按季統計調查」的中文名稱更改為「僱傭及職位空缺按季統計調查」。

3.12 *Manual workers at construction sites* refer to skilled, semi-skilled and general workers working at those sites on the survey reference date. Manual workers are either directly employed by the main contractors, or being called upon by sub-contractors or gangers to work in the construction sites.

3.13 *Vacancies* refer to unfilled job openings which are immediately available, and for which active recruitment steps are being taken on the survey reference date. However, vacancies at construction sites include only those vacancies of manual workers.

3.14 *Occupation* refers to the kind of work, nature of duties and main tasks to be performed for a specific job. The classification used basically follows the major groups of the International Standard Classification of Occupations 1988 (ISCO-88) with local adaptation for Hong Kong. Starting from March 2012, figures are compiled based on the new classification which is modelled on the ISCO 2008 (ISCO-08). As the changes between these two classifications at the top level are relatively minor, figures compiled based on the new and old classifications are broadly comparable.

## Notes in reading the tables

3.15 In March 1996, the Supplementary Survey of Job Vacancies (SSJV) was launched to collect additional information on detailed characteristics of job vacancies. Starting from March 1999, the SSJV, which was previously conducted in parallel with the SEV and the Site Survey, has been subsumed in the latter two surveys.

3.16 Starting from the March 1999 round of survey, the rule for counting the number of *persons engaged* (which include working proprietors, active business partners, unpaid family workers and paid employees) has been changed from the previous definition of “working for at least 3 hours” to a new definition of “working for at least 1 hour”. Some 14 200 persons engaged were thus additionally included, accounting for 0.6% of the total employment of all the industries surveyed in March 1999. The findings were based on a one-off study in that quarter.

3.17 Starting from March 1999, the Chinese version of the survey name of the SEV has been changed.

3.18 由1999年6月的統計期起，公務員的定義有輕微修訂，司法機構內的法官及司法人員並不納入公務員涵蓋範圍內。

3.19 為更符合第 3.13 段有關職位空缺的概念，公務員職位空缺的定義從 1999 年 6 月的統計期起修訂為不包括將予刪除的職位空缺及由臨時僱員或其他職級人員暫代的職位空缺。修訂後的統計數字追溯至 1996 年 3 月的統計期。

3.20 此外，公務員職位空缺的定義亦已根據在隨後不同時段推行的公務員政策作出修訂：

- (i) 從 2005 年 3 月的刊號開始，公務員職位空缺是指某些部門因應人力需求而獲准豁免暫停公開招聘並作出有限度公開招聘的懸空職位。暫停公開招聘公務員的政策在 2003 年 4 月 1 日至 2007 年 3 月 31 日期間實施。
- (ii) 隨着非自願退休計劃職系暫停公開招聘人員規定的安排於 2007 年 4 月 1 日撤銷，從 2007 年 6 月的統計期起，公務員職位空缺是指（甲）非自願退休計劃職系的職位空缺，即不包括將予刪除的職位空缺及由臨時僱員或其他職級人員暫代的職位空缺，以及（乙）已獲准豁免暫停公開招聘規定的自願退休計劃職系的職位空缺。
- (iii) 隨着自願退休計劃職系暫停公開招聘人員規定的安排於 2008 年 3 月 21 日撤銷，從 2008 年 3 月的統計期起，公務員職位空缺是指不包括將予刪除的職位空缺及由臨時僱員或其他職級人員暫代的職位空缺。

3.18 A minor revision has been made on the statistical definition of civil servants since the statistical month of June 1999, whereby judges and judicial officers in the Judiciary are excluded from the coverage of civil servants.

3.19 For closer conformity with the vacancy concept set out in paragraph 3.13 above, the definition of civil service vacancies has been revised starting from the statistical month of June 1999, such that civil service vacancies having arisen from posts pending deletion and posts held by temporary staff or reserved for other staff are excluded. Revision of the statistics has been backdated to the statistical month of March 1996.

3.20 Since then, the definition of civil service vacancies has been further revised in accordance with the different civil service policies implemented in different periods :

- (i) Starting from the issue of March 2005, civil service vacancies refer to unfilled posts in those departments to which exemptions from the open recruitment freeze have been granted such that they may conduct limited number of open recruitment exercises having regard to their manpower requirements. The general open recruitment freeze to the civil service was imposed from 1 April 2003 to 31 March 2007.
- (ii) Following the lifting of the general civil service open recruitment freeze for grades that are not subject to voluntary retirement (VR) with effect from 1 April 2007, civil service vacancies as from the statistical month of June 2007 refer to (a) the vacancies for non-VR grades, i.e. vacancies net of posts pending deletion and posts held by temporary staff or reserved for other staff; and (b) the vacancies for VR grades for which exemptions from the open recruitment freeze have been granted.
- (iii) Following the lifting of the open recruitment freeze imposed for VR grades with effect from 21 March 2008, civil service vacancies as from the statistical month of March 2008 refer to the vacancies net of posts pending deletion and posts held by temporary staff or reserved for other staff.

3.21 本報告前稱《就業、空缺及薪金總額按季統計報告》，由2000年3月的刊號開始改稱為《就業及空缺按季統計報告》。而薪金總額統計數字則刊載於另一統計報告《工資及薪金總額按季統計報告》。用戶如對薪金總額統計數字感興趣，可參閱該季刊。

3.22 在2001年12月以前，公務員人數及有關職位空缺數目是指1月、4月、7月及10月初的情況。

3.23 為簡化搜集數據的程序及減輕回應負擔，有關職位空缺的詳細資料已停止搜集。因此，由2003年3月統計期開始，本報告不會發表有關按技能水平劃分的職位空缺數字。

3.24 由2003年3月的統計調查開始，「建築地盤就業人數按季統計調查」的涵蓋範圍已擴大至包括機電工人；此外，公營建築地盤的涵蓋範圍更擴大至包括機電工程署及環境保護署轄下的建築地盤。上述新增的涵蓋範圍，在2004年3月的統計調查帶來了新增14個建築地盤及3 320名建築地盤工人，分別佔所有建築地盤有關總數的1.5%及5.3%，而有關的職位空缺數目則沒有改變。

3.25 由2005年6月的刊號起，本報告內發表的統計數字涵蓋了建築署轄下「學校改善工程計劃」的建築項目。修訂後的統計數字追溯至2003年3月的統計期。在2005年6月統計期內，「學校改善工程計劃」僱用1 681名建築地盤工人，佔所有建築地盤工人總數的2.8%。

3.26 政府統計處不時就「香港標準行業分類」作出檢視，以反映香港經濟產業結構的變化和新興的經濟活動。「香港標準行業分類1.1版」於2001年推行，為了使「香港標準行業分類」更能反映本地經濟活動的最新情況，並改善官方統計數字的國際可比性，以便利不同的使用者，「香港標準行業分類」在2008年曾全面作出修

3.21 With effect from the issue of March 2000, this publication has been re-titled as *Quarterly Report of Employment and Vacancies Statistics*. Previously this report was called *Quarterly Report of Employment, Vacancies and Payroll Statistics*. The payroll statistics are separately published in another report entitled *Quarterly Report of Wage and Payroll Statistics*. Users interested in payroll statistics may refer to that quarterly publication.

3.22 Prior to December 2001, figures on the number of civil servants and civil service vacancies referred to the position as at the beginning of January, April, July and October.

3.23 To simplify the data collection process and to reduce response burden, detailed information on reported vacancies are not collected any more. As a result, figures on number of vacancies analysed by skill level are no longer published as from the March 2003 round of SEV.

3.24 Starting from the March 2003 round, the survey coverage of the Site Survey has been expanded to include electrical and mechanical manual workers. Moreover, the coverage of public sector sites has been expanded to include those sites under the charge of the Electrical and Mechanical Services Department and the Environmental Protection Department. For the reference period of March 2004, the expanded coverage has added some 14 sites and 3 320 manual workers, accounting for 1.5% and 5.3% of the respective totals in all construction sites. No change has been incurred in the number of vacancies.

3.25 With effect from the issue of June 2005, the figures published in this report have included construction works under the School Improvement Programme of the Architectural Services Department. Revision of the figures has been backdated to the statistical month of March 2003. For the reference period of June 2005, the School Improvement Programme engaged 1 681 manual workers, accounting for 2.8% of manual workers in all construction sites.

3.26 The HSIC has been reviewed from time to time to reflect significant changes in the structure of the Hong Kong economy and the emergence of new economic activities. HSIC Version 1.1 was implemented in 2001 and in order to bring HSIC more up-to-date on local economic activities as well as to foster international comparability of official statistics for different users, a full-scale revision exercise was completed in 2008. The

訂。本報告由2009年開始採用於2008年10月公布經修訂的「香港標準行業分類」（即「香港標準行業分類2.0版」）。有關修訂「香港標準行業分類」的詳情，用戶可參考刊載於《香港統計月刊》2008年11月號題為“修訂「香港標準行業分類」”的專題文章。

3.27 因應行業分類的改變，由2009年3月統計期開始，「僱傭及職位空缺按季統計調查」擴展了涵蓋範圍，增加了部分行業所包括的經濟活動。有關行業是在「香港標準行業分類2.0版」行業主類H「運輸、倉庫、郵政及速遞服務」、N「行政及支援服務」及P-S「社會及個人服務」內。新增加的經濟活動包括在行業H 502101「持牌及專營渡輪服務」、H 522202「中流作業」、H 522903「陸路貨運代理服務」、N 813000「園境護理及綠化服務」，以及R 901000 – S 960900「藝術、娛樂及康樂活動」及「其他服務」的雜項內。根據2009年3月統計調查所得，有關變動使該統計期的機構單位數目增加約1 000間（包括H主類約760間，N主類約20間及P-S主類約220間）、就業人數共增加約5 000人（包括H主類約3 750人，N主類約300人及P-S主類約950人）及職位空缺數目增加約10個，分別佔整體數字的0.33%、0.20%及0.04%。

3.28 由2009年6月的統計期開始，行業主類K「金融及保險」的統計數字，已因應「香港標準行業分類2.0版」所作的改變（即行業小分類K 643000「受託人及保管人」改為K 661902）而稍作修改。按「香港標準行業分類2.0版」編製的統計數列亦因此而作出相應的修訂。

3.29 由2006年3月的統計調查開始，「僱傭及職位空缺按季統計調查」的樣本規模從約55 000間機構單位縮減至大約32 000間，並由2009年3月的統計調查開始，再縮減至大約24 000間。統計調查的抽樣設計已相應地修改，以便繼續提供較重要行業的詳細就業及職位空缺的統計數字。

revised HSIC, i.e. HSIC V2.0, released in October 2008 has been adopted in this report starting from 2009. Users may refer to the feature article entitled “Revision of the Hong Kong Standard Industrial Classification” published in the November 2008 issue of the *Hong Kong Monthly Digest of Statistics* for more details on the revision of HSIC.

3.27 Starting from March 2009 round of the SEV, the survey coverage has been expanded to include more economic activities in some of the industries due to the change in industrial classification. The industries concerned are in industry section H Transportation, storage, postal and courier services, industry section N Administrative and support services and industry sections P-S Social and personal services of HSIC V2.0. The economic activities newly covered are included in the industries H 502101 “Licensed and franchised ferry services”, H 522202 “Mid-stream operation”, H 522903 “Land cargo forwarding services”, N 813000 “Landscape care and greenery services” as well as some miscellaneous industries in “Arts, entertainment and recreation” and “Other services” in R 901000 – S 960900. As a result of the change in coverage, some 1 000 establishments (760 in industry section H, 20 in industry section N and 220 in industry sections P-S) with a total of around 5 000 persons engaged (3 750 in industry section H, 300 in industry section N and 950 in industry sections P-S) and 10 vacancies in the private sector were additionally included, accounting for 0.33%, 0.20% and 0.04% of the respective totals of all the industry sections surveyed in March 2009.

3.28 Starting from June 2009 round of the SEV, statistics of industry section K Financing and insurance have been slightly amended due to the re-classification of activities of HSIC V2.0 (K 643000 “Trustees and custodians” being recoded as K 661902). Relevant amendment has been made accordingly to the series of statistics under HSIC V2.0.

3.29 The sample size of the SEV has been reduced from about 55 000 establishments to around 32 000 in the March 2006 round of the survey and then to around 24 000 in the March 2009 round. Correspondingly, changes to the sample design have been made so that the employment and vacancies statistics are continued to be made available at detailed levels for the more important industries.

## 以新行業分類劃分的就業及職位空缺統計數字的後向估計數列

## Backcasted series of employment and vacancies statistics in new industrial classification

3.30 政府統計處就2008統計年度進行的「僱傭及職位空缺按季統計調查」所涵蓋的機構單位，已按其行業組別採用並行編碼（即一套編碼按「香港標準行業分類1.1版」，而另一套則按「香港標準行業分類2.0版」）。根據新舊系統並行分類的2008年數據，以「香港標準行業分類2.0版」為基礎的一系列就業及職位空缺統計數字已作出後向估計至2000年3月的統計期。有關數字可在本處網站下載（網址：[www.censtatd.gov.hk/hkstat/sub/sp452\\_tc.jsp](http://www.censtatd.gov.hk/hkstat/sub/sp452_tc.jsp)）。用戶如對後向估計的統計數列或統計調查結果有任何查詢，請與政府統計處就業統計及機構記錄組聯絡，電話：(852) 2582 5076 或 電郵：[employment@censtatd.gov.hk](mailto:employment@censtatd.gov.hk)。

3.30 Parallel coding of the industry classes of establishments covered in the SEV, i.e. one being under HSIC Version 1.1 and the other under HSIC V2.0, was undertaken in the survey rounds of the reference year of 2008. Based on the 2008 survey data with dual classifications, the series of employment and vacancies statistics under HSIC V2.0 has been backcasted to the reference period of March 2000. The revised statistics can be downloaded from the website of C&SD ([www.censtatd.gov.hk/hkstat/sub/sp452.jsp](http://www.censtatd.gov.hk/hkstat/sub/sp452.jsp)). Users who are interested in the backcasted series or have enquiries about the survey results may contact the Employment Statistics and Central Register of Establishments Section of the C&SD (Tel.: (852) 2582 5076 or E-mail: [employment@censtatd.gov.hk](mailto:employment@censtatd.gov.hk)).

**表 1 公務員人數及有關職位空缺數目**  
**Table 1 Number of civil servants and civil service vacancies**

年 Year	月 Month	就業人數 No. of persons engaged			職位空缺數目 <sup>(1)</sup> No. of vacancies
		男性 Male	女性 Female	總計 Total	
2012	6	102 449	56 768	159 217	6 347 (3.8)
	9	102 287	56 844	159 131	6 595 (4.0)
	12	102 713	56 943	159 656	6 551 (3.9)
2013	3	103 103	57 560	160 663	6 221 (3.7)
	6	102 929	57 975	160 904	6 980 (4.2)

註釋：括號內的數字是指職位空缺率，其定義為職位空缺數目相對於「就業機會」（即就業人數與職位空缺數目的總和）的百分比。

Notes: Figures in brackets denote the vacancy rate, defined as the ratio (in the form of percentage) of the number of vacancies to the number of “job opportunities” (i.e. the sum of the number of persons engaged and the number of vacancies).

(1) 有關定義請參閱第 III 部分 3.19 及 3.20 段。  
Please see paragraphs 3.19 and 3.20 of Part III for definition.

表 2 按行業主類劃分的機構單位數目、就業人數及職位空缺數目（公務員除外）  
Table 2 Number of establishments, persons engaged and vacancies (other than those in the civil service) analysed by industry section

年 Year	月 Month	機構單位數目 No. of establishments	就業人數 No. of persons engaged			總計 Total	職位空缺數目 <sup>(1)</sup> No. of vacancies
			男性 Male	女性 Female			
<b>行業主類 B：採礦及採石</b> <b>Industry section B : Mining and quarrying</b>							
2012	6	2	76	7	83	*** ( ***)	
	9	2	65	7	72	*** ( ***)	
	12	2	65	8	73	*** ( ***)	
2013	3	2	66	8	74	*** ( ***)	
	6	2	68	8	76	*** ( ***)	
<b>行業主類 C：製造</b> <b>Industry section C : Manufacturing</b>							
2012	6	11 867	67 471	40 166	107 637	2 970 ( 2.7 )	
	9	11 820	64 679	42 101	106 780	2 367 ( 2.2 )	
	12	11 716	64 981	40 327	105 308	2 773 ( 2.6 )	
2013	3	11 660	64 306	39 716	104 022	2 599 ( 2.4 )	
	6	11 609	64 591	38 759	103 350	2 680 ( 2.5 )	
<b>行業主類 D 及 E：電力和燃氣供應及廢棄物管理</b> <b>Industry sections D &amp; E : Electricity and gas supply, and waste management</b>							
2012	6	333	8 245	2 083	10 328	*** ( ***)	
	9	338	8 232	2 056	10 288	*** ( ***)	
	12	371	8 238	2 037	10 275	*** ( ***)	
2013	3	392	8 039	2 287	10 326	*** ( ***)	
	6	412	8 249	2 343	10 592	*** ( ***)	
<b>行業主類 F：建築地盤（只包括地盤工人）<sup>(2)</sup></b> <b>Industry section F : Construction sites (manual workers only)</b>							
2012	6	1 157	64 960	6 761	71 721	588 ( 0.8 )	
	9	1 209	65 808	6 430	72 238	511 ( 0.7 )	
	12	1 158	64 441	6 137	70 578	801 ( 1.1 )	
2013	3	1 228	70 483	7 320	77 803	930 ( 1.2 )	
	6	1 247	75 220	7 322	82 542	1 025 ( 1.2 )	
<b>行業主類 G：進出口貿易、批發及零售<sup>(3)</sup></b> <b>Industry section G : Import/export, wholesale and retail trades</b>							
2012	6	181 222	393 236	424 545	817 781	16 039 ( 1.9 )	
	9	180 332	397 624	417 445	815 069	17 190 ( 2.1 )	
	12	180 019	394 897	419 977	814 874	15 261 ( 1.8 )	
2013	3	181 734	399 446	421 209	820 655	19 847 ( 2.4 )	
	6	181 381	392 665	426 512	819 177	18 241 ( 2.2 )	

表 2 (續) 按行業主類劃分的機構單位數目、就業人數及職位空缺數目 (公務員除外)  
Table 2 (cont'd) Number of establishments, persons engaged and vacancies (other than those in the civil service) analysed by industry section

年 Year	月 Month	機構單位數目 No. of establishments	就業人數 No. of persons engaged			總計 Total	職位空缺數目 <sup>(1)</sup> No. of vacancies
			男性 Male	女性 Female			
<b>部分行業主類 G : 進出口貿易及批發</b> <i>Part of industry section G : Import/export trade and wholesale</i>							
2012	6	117 207	290 085	268 262	558 347	9 141 ( 1.6 )	
	9	116 360	293 681	261 694	555 375	8 236 ( 1.5 )	
	12	116 110	291 830	262 798	554 628	7 705 ( 1.4 )	
2013	3	116 774	295 558	262 427	557 985	10 443 ( 1.8 )	
	6	116 335	287 818	266 554	554 372	10 117 ( 1.8 )	
<b>部分行業主類 G : 零售<sup>(3)</sup></b> <i>Part of industry section G : Retail</i>							
2012	6	64 015	103 151	156 283	259 434	6 898 ( 2.6 )	
	9	63 972	103 943	155 751	259 694	8 954 ( 3.3 )	
	12	63 909	103 067	157 179	260 246	7 556 ( 2.8 )	
2013	3	64 960	103 888	158 782	262 670	9 404 ( 3.5 )	
	6	65 046	104 847	159 958	264 805	8 124 ( 3.0 )	
<b>行業主類 H : 運輸、倉庫、郵政及速遞服務<sup>(4)</sup></b> <i>Industry section H : Transportation, storage, postal and courier services</i>							
2012	6	9 665	110 306	56 400	166 706	3 408 ( 2.0 )	
	9	9 616	110 768	56 123	166 891	3 542 ( 2.1 )	
	12	9 569	110 415	56 826	167 241	3 014 ( 1.8 )	
2013	3	9 661	111 509	56 599	168 108	3 615 ( 2.1 )	
	6	9 652	110 365	58 981	169 346	4 101 ( 2.4 )	
<b>行業主類 I : 住宿及膳食服務<sup>(5)</sup></b> <i>Industry section I : Accommodation and food services</i>							
2012	6	16 929	130 392	141 886	272 278	12 266 ( 4.3 )	
	9	16 779	128 084	145 662	273 746	12 942 ( 4.5 )	
	12	16 971	128 280	145 915	274 195	11 859 ( 4.1 )	
2013	3	17 204	130 802	144 788	275 590	15 546 ( 5.3 )	
	6	17 201	128 879	147 328	276 207	12 970 ( 4.5 )	
<b>行業主類 J : 資訊及通訊</b> <i>Industry section J : Information and communications</i>							
2012	6	11 079	62 604	33 287	95 891	2 380 ( 2.4 )	
	9	11 209	64 562	32 916	97 478	2 151 ( 2.2 )	
	12	11 368	63 422	33 808	97 230	2 480 ( 2.5 )	
2013	3	11 604	65 133	33 243	98 376	2 679 ( 2.7 )	
	6	11 807	66 793	34 280	101 073	3 054 ( 2.9 )	



表 2 (續) 按行業主類劃分的機構單位數目、就業人數及職位空缺數目 (公務員除外)  
Table 2 (cont'd) Number of establishments, persons engaged and vacancies (other than those in the civil service) analysed by industry section

年 Year	月 Month	機構單位數目 No. of establishments	就業人數 No. of persons engaged			職位空缺數目 <sup>(1)</sup> No. of vacancies
			男性 Male	女性 Female	總計 Total	
<b>行業主類 K：金融及保險<sup>(6)</sup></b> <b>Industry section K：Financing and insurance</b>						
2012	6	20 854	101 284	105 709	206 993	4 386 ( 2.1 )
	9	20 996	100 279	106 395	206 674	3 510 ( 1.7 )
	12	21 271	101 341	106 359	207 700	4 112 ( 1.9 )
2013	3	21 430	101 418	106 176	207 594	5 055 ( 2.4 )
	6	21 683	100 866	106 480	207 346	5 260 ( 2.5 )
<b>行業主類 L：地產</b> <b>Industry section L：Real estate</b>						
2012	6	14 357	77 730	46 625	124 355	2 862 ( 2.2 )
	9	14 539	77 571	48 074	125 645	3 807 ( 2.9 )
	12	14 673	80 307	45 631	125 938	2 932 ( 2.3 )
2013	3	14 929	78 355	48 642	126 997	3 756 ( 2.9 )
	6	15 071	79 184	47 231	126 415	3 523 ( 2.7 )
<b>行業主類 M 及 N：專業及商用服務<sup>(7)</sup></b> <b>Industry sections M &amp; N：Professional and business services</b>						
2012	6	39 907	163 888	169 416	333 304	9 359 ( 2.7 )
	9	40 254	165 945	169 917	335 862	8 507 ( 2.5 )
	12	40 557	167 697	169 711	337 408	8 709 ( 2.5 )
2013	3	41 356	167 990	173 550	341 540	8 697 ( 2.5 )
	6	42 017	168 617	175 927	344 544	9 169 ( 2.6 )
<b>行業主類 P - S：社會及個人服務<sup>(8)</sup></b> <b>Industry sections P - S：Social and personal services</b>						
2012	6	42 273	158 989	291 600	450 589	16 493 ( 3.5 )
	9	42 382	159 323	291 429	450 752	14 822 ( 3.2 )
	12	42 732	161 784	292 426	454 210	13 065 ( 2.8 )
2013	3	43 644	161 295	297 343	458 638	17 330 ( 3.6 )
	6	44 194	161 842	299 131	460 973	17 690 ( 3.7 )

**表 2 (續) 按行業主類劃分的機構單位數目、就業人數及職位空缺數目 (公務員除外)**  
**Table 2 (cont'd) Number of establishments, persons engaged and vacancies (other than those in the civil service) analysed by industry section**

年 Year	月 Month	機構單位數目 No. of establishments	就業人數 No. of persons engaged			總計 Total	職位空缺數目 <sup>(1)</sup> No. of vacancies
			男性 Male	女性 Female			
<b>以上行業主類總計<sup>(9)</sup></b> <b>Total of industry sections above</b>							
2012	6	349 645	1 339 181	1 318 485	2 657 666	70 841 ( 2.6 )	
	9	349 476	1 342 940	1 318 555	2 661 495	69 460 ( 2.5 )	
	12	350 407	1 345 868	1 319 162	2 665 030	65 095 ( 2.4 )	
2013	3	354 844	1 358 842	1 330 881	2 689 723	80 165 ( 2.9 )	
	6	356 276	1 357 339	1 344 302	2 701 641	77 858 ( 2.8 )	

- 註釋：  
Notes :
- (1) 括號內的數字是指職位空缺率，其定義為職位空缺數目相對於「就業機會」（即就業人數與職位空缺數目的總和）的百分比。  
Figures in brackets denote the vacancy rate, defined as the ratio (in the form of percentage) of the number of vacancies to the number of “job opportunities” (i.e. the sum of the number of persons engaged and the number of vacancies).
  - (2) 建築地盤的機構單位數目是指地盤數目，而就業人數及職位空缺數目只包括地盤工人。詳情請參閱第 III 部分 3.9、3.12、3.13、3.24 及 3.25 段。  
Establishments in construction sites refer to the number of sites, while persons engaged and vacancies refer to manual workers only. For details, please see paragraphs 3.9, 3.12, 3.13, 3.24 and 3.25 of Part III.
  - (3) 統計數字所包括的行業範圍略欠完整，主要由於小販及零售攤檔並不包括在內。  
Industrial coverage is slightly incomplete in the present context. Main omissions are hawkers and retail pitches.
  - (4) 統計數字所包括的行業範圍不甚完整，主要由於的士、公共小巴，以及部分貨車及港內水上貨運服務並不包括在內。  
Industrial coverage is rather incomplete in the present context. Main omissions are taxis, public light buses, and part of goods vehicles and inland freight water transport.
  - (5) 住宿服務包括酒店、賓館、旅舍及其他提供短期住宿服務的機構單位。  
Accommodation services cover hotels, guesthouses, boarding houses and other establishments providing short term accommodation.
  - (6) 統計數字所包括的行業範圍略欠完整，主要由於貨幣管理機構及非持有商業登記的自僱保險代理並不包括在內。  
Industrial coverage is slightly incomplete in the present context. Main omissions are monetary authorities and self-employed insurance agents with no business registration.
  - (7) 統計數字所包括的行業範圍略欠完整，主要由於康樂及運動用品租賃並不包括在內。  
Industrial coverage is slightly incomplete in the present context. Main omissions are renting and leasing of recreational and sports goods.
  - (8) 統計數字所包括的行業範圍不甚完整，主要由於行業主類 T 及 U（「家庭住戶內部工作活動」及「享有治外法權的組織及團體活動」），宗教組織、作家及其他獨立藝術工作者，以及部分社會及個人服務並不包括在內。  
Industrial coverage is rather incomplete in the present context. Main omissions are industry sections T & U (“Work activities within domestic households” & “Activities of extraterritorial organisations and bodies”); and religious organisations, authors and other independent artists, and some social and personal services.
  - (9) 數字只涉及有關統計調查所包括的行業。公務員的數字並不包括在內。  
Figures relate only to those industries covered. Figures relating to the civil service are excluded.

**表 3 按行業主類／行業大類劃分的就業人數（公務員除外）**  
**Table 3 Number of persons engaged (other than those in the civil service) analysed by industry section / industry division**

香港標準 行業分類 2.0 版編碼 HSIC V2.0 code	行業主類／行業大類 Industry section / Industry division	就業人數 No. of persons engaged				
		2012 6月 Jun	2012 9月 Sep	2012 12月 Dec	2013 3月 Mar	2013 6月 Jun
		<b>B</b>	<b>採礦及採石 Mining and quarrying</b>	<b>83</b>	<b>72</b>	<b>73</b>
08	採石及其他非金屬礦的採掘 Quarrying and other mining of non-metal ores	83	72	73	74	76
<b>C</b>	<b>製造 Manufacturing</b>	<b>107 637</b>	<b>106 780</b>	<b>105 308</b>	<b>104 022</b>	<b>103 350</b>
10	食品的製造 Manufacture of food products	22 222	22 532	22 044	22 180	22 628
11	飲品的製造 Manufacture of beverages	3 828	3 612	3 640	3 439	3 433
12	煙草製品的製造 Manufacture of tobacco products	493	472	501	494	486
13	紡織品的製造 Manufacture of textiles	5 747	5 478	5 380	5 228	5 071
14	成衣的製造 Manufacture of wearing apparel	10 249	10 071	9 871	9 569	9 152
15	皮革及相關製品的製造 Manufacture of leather and related products	473	533	492	466	480
16	木材及木製品、水松製品、草編及編結材料製品的製造（傢具及玩具除外） Manufacture of wood and of products of wood and cork, articles of straw and plaiting materials (except furniture and toys)					
17	紙及紙製品的製造 Manufacture of paper and paper products	1 225	1 166	1 147	1 127	1 092
18	印刷及已儲錄資料媒體的複製 Printing and reproduction of recorded media	17 599	17 561	17 405	17 368	16 995
19	焦煤和精煉石油產品的製造 Manufacture of coke and refined petroleum products	2 013	2 014	1 960	1 854	1 801
20	化學品及化學產品的製造 Manufacture of chemicals and chemical products					
21	藥品、醫藥化學劑和植物藥材的製造 Manufacture of pharmaceuticals, medicinal chemical and botanical products	4 308	4 301	4 374	4 355	4 523

**表 3 (續) 按行業主類／行業大類劃分的就業人數（公務員除外）**  
**Table 3 (cont'd) Number of persons engaged (other than those in the civil service) analysed by industry section / industry division**

香港標準 行業分類 2.0 版編碼 HSIC V2.0 code	行業主類／行業大類 Industry section / Industry division	就業人數 No. of persons engaged				
		2012 6月 Jun	2012 9月 Sep	2012 12月 Dec	2013 3月 Mar	2013 6月 Jun
22	橡膠及塑膠產品的製造（傢具、玩具、體育用品及文具除外） Manufacture of rubber and plastics products (except furniture, toys, sports goods and stationery)	2 469	2 326	2 373	2 467	2 475
23	其他非金屬礦產製品的製造 Manufacture of other non-metallic mineral products	1 122	1 138	1 189	1 224	1 117
24	基本金屬的製造 Manufacture of basic metals	1 178	1 211	1 161	1 114	1 133
25	金屬製品的製造（機械及設備除外） Manufacture of fabricated metal products (except machinery and equipment)	3 309	3 452	3 310	3 351	3 283
26	電腦、電子及光學產品的製造 Manufacture of computer, electronic and optical products	5 601	5 325	5 031	4 513	4 324
27	電器設備的製造 Manufacture of electrical equipment	1 961	1 919	1 763	1 785	1 770
28	其他機械設備的製造 Manufacture of machinery and equipment n.e.c.	2 334	2 327	2 169	2 222	2 221
29	汽車的裝嵌 Body assembly of motor vehicles	1 546	1 466	1 661	1 526	1 512
30	其他運輸設備的製造 Manufacture of other transport equipment					
31	傢具的製造 Manufacture of furniture	413	454	471	473	456
32	其他製造業 Other manufacturing	7 568	7 492	7 504	7 322	7 409
33	機械及設備的維修及安裝 Repair and installation of machinery and equipment	11 979	11 930	11 862	11 945	11 989
<b>D &amp; E</b>	<b>電力和燃氣供應及廢棄物管理 Electricity and gas supply, and waste management</b>	<b>10 328</b>	<b>10 288</b>	<b>10 275</b>	<b>10 326</b>	<b>10 592</b>
<b>D</b>	<b>電力及燃氣供應 Electricity and gas supply</b>	<b>7 537</b>	<b>7 615</b>	<b>7 673</b>	<b>7 630</b>	<b>7 639</b>
35	電力及燃氣供應 Electricity and gas supply	7 537	7 615	7 673	7 630	7 639
<b>E</b>	<b>污水處理、廢棄物管理及污染防治服務 Sewerage, waste management and remediation services</b>	<b>2 791</b>	<b>2 673</b>	<b>2 602</b>	<b>2 696</b>	<b>2 953</b>

表 3 (續) 按行業主類／行業大類劃分的就業人數（公務員除外）  
Table 3 (cont'd) Number of persons engaged (other than those in the civil service) analysed by industry section / industry division

香港標準 行業分類 2.0 版編碼 HSIC V2.0 code	行業主類／行業大類 Industry section / Industry division	就業人數 No. of persons engaged				
		2012 6月 Jun	2012 9月 Sep	2012 12月 Dec	2013 3月 Mar	2013 6月 Jun
37	污水處理 Sewerage	276	269	233	230	238
38	廢棄物的收集、處理及處置；資源的回收處理 Waste collection, treatment and disposal; materials recovery	2 452	2 349	2 316	2 425	2 679
39	污染防治及其他廢棄物處理服務 Remediation and other waste management services	63	55	53	41	36
<b>F</b>	<b>建築地盤（只包括地盤工人） Construction sites (manual workers only)</b>	<b>71 721</b>	<b>72 238</b>	<b>70 578</b>	<b>77 803</b>	<b>82 542</b>
	<b>公營地盤 Public sector sites</b>	<b>31 027</b>	<b>33 390</b>	<b>32 758</b>	<b>36 903</b>	<b>38 176</b>
	樓宇建築地盤 Building sites	9 612	11 311	10 579	11 744	10 701
	土木工程地盤 Civil engineering sites	21 415	22 079	22 179	25 159	27 475
	<b>私營地盤 Private sector sites</b>	<b>40 694</b>	<b>38 848</b>	<b>37 820</b>	<b>40 900</b>	<b>44 366</b>
	樓宇建築地盤 Building sites	39 260	37 375	36 461	39 845	43 217
	土木工程地盤 Civil engineering sites	1 434	1 473	1 359	1 055	1 149
<b>G</b>	<b>進出口貿易、批發及零售<sup>(1)</sup> Import/export, wholesale and retail trades</b>	<b>817 781</b>	<b>815 069</b>	<b>814 874</b>	<b>820 655</b>	<b>819 177</b>
	<b>進出口貿易及批發 Import/export trade and wholesale</b>	<b>558 347</b>	<b>555 375</b>	<b>554 628</b>	<b>557 985</b>	<b>554 372</b>
45	進出口貿易 Import and export trade	493 889	491 739	491 260	495 218	491 729
46	批發 Wholesale	64 458	63 636	63 368	62 767	62 643
	<b>零售<sup>(1)</sup> Retail</b>	<b>259 434</b>	<b>259 694</b>	<b>260 246</b>	<b>262 670</b>	<b>264 805</b>
47	零售業 Retail trade	259 434	259 694	260 246	262 670	264 805
<b>H</b>	<b>運輸、倉庫、郵政及速遞服務<sup>(1)</sup> Transportation, storage, postal and courier services</b>	<b>166 706</b>	<b>166 891</b>	<b>167 241</b>	<b>168 108</b>	<b>169 346</b>
49	陸路運輸 Land transport	43 116	43 650	43 946	44 059	44 306
50	水上運輸 Water transport	10 729	10 443	10 326	10 782	11 132

**表 3 (續) 按行業主類／行業大類劃分的就業人數（公務員除外）**  
**Table 3 (cont'd) Number of persons engaged (other than those in the civil service) analysed by industry section / industry division**

香港標準 行業分類 2.0 版編碼 HSIC V2.0 code	行業主類／行業大類 Industry section / Industry division	就業人數 No. of persons engaged				
		2012 6月 Jun	2012 9月 Sep	2012 12月 Dec	2013 3月 Mar	2013 6月 Jun
51	航空運輸 Air transport	24 257	24 757	24 806	24 748	24 617
52	貨倉及運輸輔助服務 Warehousing and support services for transportation	75 949	75 548	75 709	76 194	76 911
53	郵政及速遞服務 Postal and courier services	12 655	12 493	12 454	12 325	12 380
<b>I</b>	<b>住宿及膳食服務<sup>(1)</sup></b> <b>Accommodation and food services</b>	<b>272 278</b>	<b>273 746</b>	<b>274 195</b>	<b>275 590</b>	<b>276 207</b>
55	住宿服務 Accommodation services	36 612	37 520	38 193	38 114	38 273
56	餐飲服務 Food and beverage services	235 666	236 226	236 002	237 476	237 934
<b>J</b>	<b>資訊及通訊</b> <b>Information and communications</b>	<b>95 891</b>	<b>97 478</b>	<b>97 230</b>	<b>98 376</b>	<b>101 073</b>
58	出版 Publishing	20 964	21 227	21 056	21 065	21 479
59	電影、錄像及電視節目製作、錄音及音樂出版 Motion picture, video and television programme production, sound recording and music publishing	14 603	14 963	15 117	15 452	15 894
60	節目編製及廣播 Programming and broadcasting					
61	電訊 Telecommunications	18 164	18 519	18 799	18 372	19 351
62	資訊科技服務 Information technology services	37 135	37 648	37 139	38 030	38 882
63	資訊服務 Information services	5 025	5 121	5 119	5 457	5 467
<b>K</b>	<b>金融及保險<sup>(1)</sup></b> <b>Financing and insurance</b>	<b>206 993</b>	<b>206 674</b>	<b>207 700</b>	<b>207 594</b>	<b>207 346</b>
64	金融服務（保險及退休基金除外） Financial services (except insurance and pension funding)	129 904	129 302	130 318	129 105	128 558
65	保險 Insurance	13 333	13 531	13 494	13 574	13 341
66	金融保險輔助服務 Services auxiliary to financial and insurance services	63 756	63 841	63 888	64 915	65 447

表 3 (續) 按行業主類／行業大類劃分的就業人數（公務員除外）  
 Table 3 (cont'd) Number of persons engaged (other than those in the civil service) analysed by industry section / industry division

香港標準 行業分類 2.0 版編碼 HSIC V2.0 code	行業主類／行業大類 Industry section / Industry division	就業人數 No. of persons engaged				
		2012 6月 Jun	2012 9月 Sep	2012 12月 Dec	2013 3月 Mar	2013 6月 Jun
<b>L</b>	<b>地產 Real estate</b>	<b>124 355</b>	<b>125 645</b>	<b>125 938</b>	<b>126 997</b>	<b>126 415</b>
68	地產 Real estate	124 355	125 645	125 938	126 997	126 415
<b>M &amp; N</b>	<b>專業及商用服務<sup>(1)</sup> Professional and business services</b>	<b>333 304</b>	<b>335 862</b>	<b>337 408</b>	<b>341 540</b>	<b>344 544</b>
<b>M</b>	<b>專業、科學及技術服務 Professional, scientific and technical services</b>	<b>153 224</b>	<b>154 307</b>	<b>156 091</b>	<b>157 934</b>	<b>158 864</b>
69	法律及會計服務 Legal and accounting services	49 155	49 558	49 362	50 076	49 713
70	總辦事處：管理及管理顧問服務 Activities of head offices; management and management consultancy services	30 221	30 061	32 282	31 909	32 467
71	建築及工程服務、技術測試及分析 Architecture and engineering services, technical testing and analysis	37 294	37 512	37 857	38 543	38 763
72	科學研究及發展 Scientific research and development	1 547	1 540	1 664	1 886	2 108
74	廣告及市場研究 Advertising and market research	13 954	14 288	14 196	14 268	14 230
73	獸醫 Veterinary services	21 053	21 348	20 730	21 252	21 583
75	其他專業、科學及技術服務 Other professional, scientific and technical services					
<b>N</b>	<b>行政及支援服務<sup>(1)</sup> Administrative and support services</b>	<b>180 080</b>	<b>181 555</b>	<b>181 317</b>	<b>183 606</b>	<b>185 680</b>
77	租賃服務 Rental and leasing services	2 796	2 762	2 693	2 807	2 869
78	就業服務 Employment services	15 680	15 865	15 963	16 028	16 161
79	旅行代理、代訂服務及相關服務 Travel agency, reservation service and related services	20 094	19 917	19 952	20 109	20 142
80	保安及偵查服務 Security and investigation services	41 259	42 259	42 234	43 472	44 588
81	建築物及園境護理服務 Services to buildings and landscape care	80 185	80 677	80 271	80 724	81 440
82	辦公室行政、辦公室支援及其他商業支援服務 Office administrative, office support and other business support services	20 066	20 075	20 204	20 466	20 480

表 3 (續) 按行業主類／行業大類劃分的就業人數（公務員除外）  
Table 3 (cont'd) Number of persons engaged (other than those in the civil service) analysed by industry section / industry division

香港標準 行業分類 2.0 版編碼 HSIC V2.0 code	行業主類／行業大類 Industry section / Industry division	就業人數 No. of persons engaged				
		2012 6月 Jun	2012 9月 Sep	2012 12月 Dec	2013 3月 Mar	2013 6月 Jun
<b>P - S</b>	<b>社會及個人服務<sup>(1)</sup></b> <b>Social and personal services</b>	<b>450 589</b>	<b>450 752</b>	<b>454 210</b>	<b>458 638</b>	<b>460 973</b>
<b>P</b>	<b>教育</b> <b>Education</b>	<b>172 325</b>	<b>171 901</b>	<b>173 550</b>	<b>176 054</b>	<b>176 973</b>
85	教育 Education	172 325	171 901	173 550	176 054	176 973
<b>Q</b>	<b>人類保健及社會工作服務<sup>(1)</sup></b> <b>Human health and social work services</b>	<b>159 199</b>	<b>160 550</b>	<b>162 165</b>	<b>163 929</b>	<b>164 874</b>
86	人類保健服務 Human health services	100 367	102 100	103 404	104 638	105 796
87	住宿護理服務 Residential care services	27 700	27 502	27 590	27 844	27 952
88	社會工作服務 Social work services	31 132	30 948	31 171	31 447	31 126
<b>R</b>	<b>藝術、娛樂及康樂活動<sup>(1)</sup></b> <b>Arts, entertainment and recreation</b>	<b>45 817</b>	<b>44 916</b>	<b>45 046</b>	<b>44 389</b>	<b>44 919</b>
90	創作及表演藝術活動 Creative and performing arts activities	3 246	3 258	3 367	3 408	3 527
91	圖書館、檔案保存、博物館及其他文化活動 Libraries, archives, museums and other cultural activities	565	589	609	617	576
92	遊樂園及主題樂園 Amusement parks and theme parks	5 382	5 878	5 666	5 468	5 917
93	體育及其他娛樂服務 Sports and other entertainment services	36 624	35 191	35 404	34 896	34 899
<b>S</b>	<b>其他服務<sup>(1)</sup></b> <b>Other services</b>	<b>73 248</b>	<b>73 385</b>	<b>73 449</b>	<b>74 266</b>	<b>74 207</b>
94	會員制組織活動 Activities of membership organisations	9 490	9 698	9 599	9 726	9 712
95	汽車、電單車、電腦、個人及家庭用品修理 Repair of motor vehicles, motorcycles, computers, personal and household goods	17 951	18 099	18 408	18 597	18 384
96	其他個人服務 Other personal services	45 807	45 588	45 442	45 943	46 111
<b>以上行業主類總計<sup>(1)</sup></b> <b>Total of industry sections above</b>		<b>2 657 666</b>	<b>2 661 495</b>	<b>2 665 030</b>	<b>2 689 723</b>	<b>2 701 641</b>

註釋：(1) 數字只涉及有關統計調查所包括的行業，詳情請參閱第 18 頁的「註釋」。

Note: Figures relate only to those industries covered. Please refer to the "Notes" on page 18 for details.



**表 4 按行業主類／行業大類劃分的職位空缺數目（公務員除外）**  
**Table 4 Number of vacancies (other than those in the civil service) analysed by industry section / industry division**

香港標準 行業分類 2.0 版編碼 HSIC V2.0 code	行業主類／行業大類 Industry section / Industry division	職位空缺數目 No. of vacancies				
		2012 6月 Jun	2012 9月 Sep	2012 12月 Dec	2013 3月 Mar	2013 6月 Jun
<b>B</b>	<b>採礦及採石 Mining and quarrying</b>	***	***	***	***	***
08	採石及其他非金屬礦的採掘 Quarrying and other mining of non-metal ores	***	***	***	***	***
<b>C</b>	<b>製造 Manufacturing</b>	<b>2 970</b>	<b>2 367</b>	<b>2 773</b>	<b>2 599</b>	<b>2 680</b>
10	食品的製造 Manufacture of food products	710	617	712	684	975
11	飲品的製造 Manufacture of beverages	116	112	82	71	93
12	煙草製品的製造 Manufacture of tobacco products	***	***	***	***	***
13	紡織品的製造 Manufacture of textiles	17	11	34	4	65
14	成衣的製造 Manufacture of wearing apparel	87	20	37	97	64
15	皮革及相關製品的製造 Manufacture of leather and related products	18	9	9	***	13
16	木材及木製品、水松製品、草編及編結材料製品的製造（傢具及玩具除外） Manufacture of wood and of products of wood and cork, articles of straw and plaiting materials (except furniture and toys)					
17	紙及紙製品的製造 Manufacture of paper and paper products	18	5	11	5	11
18	印刷及已儲錄資料媒體的複製 Printing and reproduction of recorded media	262	113	125	141	165
19	焦煤和精煉石油產品的製造 Manufacture of coke and refined petroleum products	6	14	19	38	11
20	化學品及化學產品的製造 Manufacture of chemicals and chemical products					
21	藥品、醫藥化學劑和植物藥材的製造 Manufacture of pharmaceuticals, medicinal chemical and botanical products	116	97	50	81	98

**表 4 (續) 按行業主類／行業大類劃分的職位空缺數目（公務員除外）**  
**Table 4 (cont'd) Number of vacancies (other than those in the civil service) analysed by industry section / industry division**

香港標準 行業分類 2.0 版編碼 HSIC V2.0 code	行業主類／行業大類 Industry section / Industry division	職位空缺數目 No. of vacancies				
		2012 6月 Jun	2012 9月 Sep	2012 12月 Dec	2013 3月 Mar	2013 6月 Jun
22	橡膠及塑膠產品的製造（傢具、玩具、體育用品及文具除外） Manufacture of rubber and plastics products (except furniture, toys, sports goods and stationery)	75	53	56	48	93
23	其他非金屬礦產產品的製造 Manufacture of other non-metallic mineral products	23	39	39	32	52
24	基本金屬的製造 Manufacture of basic metals	17	23	26	42	33
25	金屬製品的製造（機械及設備除外） Manufacture of fabricated metal products (except machinery and equipment)	67	48	61	74	15
26	電腦、電子及光學產品的製造 Manufacture of computer, electronic and optical products	79	55	53	77	55
27	電器設備的製造 Manufacture of electrical equipment	11	25	18	22	16
28	其他機械設備的製造 Manufacture of machinery and equipment n.e.c.	15	35	81	65	100
29	汽車的裝嵌 Body assembly of motor vehicles	87	105	80	18	20
30	其他運輸設備的製造 Manufacture of other transport equipment					
31	傢具的製造 Manufacture of furniture	***	***	***	12	***
32	其他製造業 Other manufacturing	149	88	177	209	145
33	機械及設備的維修及安裝 Repair and installation of machinery and equipment	1 062	847	1 051	839	589
<b>D &amp; E</b>	<b>電力和燃氣供應及廢棄物管理 Electricity and gas supply, and waste management</b>	***	***	***	***	***
<b>D</b>	<b>電力及燃氣供應 Electricity and gas supply</b>	<b>27</b>	<b>33</b>	<b>40</b>	<b>37</b>	<b>55</b>
35	電力及燃氣供應 Electricity and gas supply	27	33	40	37	55
<b>E</b>	<b>污水處理、廢棄物管理及污染防治服務 Sewerage, waste management and remediation services</b>	***	***	***	***	***

表 4 (續) 按行業主類／行業大類劃分的職位空缺數目（公務員除外）  
 Table 4 (cont'd) Number of vacancies (other than those in the civil service) analysed by industry section / industry division

香港標準 行業分類 2.0 版編碼 HSIC V2.0 code	行業主類／行業大類 Industry section / Industry division	職位空缺數目 No. of vacancies				
		2012 6月 Jun	2012 9月 Sep	2012 12月 Dec	2013 3月 Mar	2013 6月 Jun
37	污水處理 Sewerage	1	15	2	12	0
38	廢棄物的收集、處理及處置；資源的回收處理 Waste collection, treatment and disposal; materials recovery	62	59	44	59	88
39	污染防治及其他廢棄物處理服務 Remediation and other waste management services	***	***	***	***	***
<b>F</b>	<b>建築地盤（只包括地盤工人） Construction sites (manual workers only)</b>	<b>588</b>	<b>511</b>	<b>801</b>	<b>930</b>	<b>1 025</b>
	<b>公營地盤 Public sector sites</b>	<b>466</b>	<b>444</b>	<b>619</b>	<b>649</b>	<b>652</b>
	樓宇建築地盤 Building sites	37	14	55	14	32
	土木工程地盤 Civil engineering sites	429	430	564	635	620
	<b>私營地盤 Private sector sites</b>	<b>122</b>	<b>67</b>	<b>182</b>	<b>281</b>	<b>373</b>
	樓宇建築地盤 Building sites	105	62	172	271	343
	土木工程地盤 Civil engineering sites	17	5	10	10	30
<b>G</b>	<b>進出口貿易、批發及零售<sup>(1)</sup> Import/export, wholesale and retail trades</b>	<b>16 039</b>	<b>17 190</b>	<b>15 261</b>	<b>19 847</b>	<b>18 241</b>
	<b>進出口貿易及批發 Import/export trade and wholesale</b>	<b>9 141</b>	<b>8 236</b>	<b>7 705</b>	<b>10 443</b>	<b>10 117</b>
45	進出口貿易 Import and export trade	7 854	6 565	6 462	8 545	8 676
46	批發 Wholesale	1 287	1 671	1 243	1 898	1 441
	<b>零售<sup>(1)</sup> Retail</b>	<b>6 898</b>	<b>8 954</b>	<b>7 556</b>	<b>9 404</b>	<b>8 124</b>
47	零售業 Retail trade	6 898	8 954	7 556	9 404	8 124
<b>H</b>	<b>運輸、倉庫、郵政及速遞服務<sup>(1)</sup> Transportation, storage, postal and courier services</b>	<b>3 408</b>	<b>3 542</b>	<b>3 014</b>	<b>3 615</b>	<b>4 101</b>
49	陸路運輸 Land transport	1 014	942	841	1 185	872
50	水上運輸 Water transport	195	185	173	144	86

**表 4 (續) 按行業主類／行業大類劃分的職位空缺數目（公務員除外）**  
**Table 4 (cont'd) Number of vacancies (other than those in the civil service) analysed by industry section / industry division**

香港標準 行業分類 2.0 版編碼 HSIC V2.0 code	行業主類／行業大類 Industry section / Industry division	職位空缺數目 No. of vacancies				
		2012 6月 Jun	2012 9月 Sep	2012 12月 Dec	2013 3月 Mar	2013 6月 Jun
51	航空運輸 Air transport	174	240	211	205	211
52	貨倉及運輸輔助服務 Warehousing and support services for transportation	1 675	1 830	1 580	1 730	2 460
53	郵政及速遞服務 Postal and courier services	350	345	209	351	472
<b>I</b>	<b>住宿及膳食服務<sup>(1)</sup></b> <b>Accommodation and food services</b>	<b>12 266</b>	<b>12 942</b>	<b>11 859</b>	<b>15 546</b>	<b>12 970</b>
55	住宿服務 Accommodation services	1 112	1 094	937	1 477	1 606
56	餐飲服務 Food and beverage services	11 154	11 848	10 922	14 069	11 364
<b>J</b>	<b>資訊及通訊</b> <b>Information and communications</b>	<b>2 380</b>	<b>2 151</b>	<b>2 480</b>	<b>2 679</b>	<b>3 054</b>
58	出版 Publishing	244	317	241	307	392
59	電影、錄像及電視節目製作、錄音及音樂出版 Motion picture, video and television programme production, sound recording and music publishing	205	313	364	533	517
60	節目編製及廣播 Programming and broadcasting					
61	電訊 Telecommunications	428	426	533	501	548
62	資訊科技服務 Information technology services	1 345	950	1 131	1 162	1 336
63	資訊服務 Information services	158	145	211	176	261
<b>K</b>	<b>金融及保險<sup>(1)</sup></b> <b>Financing and insurance</b>	<b>4 386</b>	<b>3 510</b>	<b>4 112</b>	<b>5 055</b>	<b>5 260</b>
64	金融服務（保險及退休基金除外） Financial services (except insurance and pension funding)	1 730	1 689	2 075	2 121	2 236
65	保險 Insurance	360	370	394	365	441
66	金融保險輔助服務 Services auxiliary to financial and insurance services	2 296	1 451	1 643	2 569	2 583

**表 4 (續) 按行業主類／行業大類劃分的職位空缺數目（公務員除外）**  
**Table 4 (cont'd) Number of vacancies (other than those in the civil service) analysed by industry section / industry division**

香港標準 行業分類 2.0 版編碼 HSIC V2.0 code	行業主類／行業大類 Industry section / Industry division	職位空缺數目 No. of vacancies				
		2012 6月 Jun	2012 9月 Sep	2012 12月 Dec	2013 3月 Mar	2013 6月 Jun
<b>L</b>	<b>地產</b> <b>Real estate</b>	<b>2 862</b>	<b>3 807</b>	<b>2 932</b>	<b>3 756</b>	<b>3 523</b>
68	地產 Real estate	2 862	3 807	2 932	3 756	3 523
<b>M &amp; N</b>	<b>專業及商用服務<sup>(1)</sup></b> <b>Professional and business services</b>	<b>9 359</b>	<b>8 507</b>	<b>8 709</b>	<b>8 697</b>	<b>9 169</b>
<b>M</b>	<b>專業、科學及技術服務</b> <b>Professional, scientific and technical services</b>	<b>3 843</b>	<b>3 595</b>	<b>3 542</b>	<b>3 896</b>	<b>3 737</b>
69	法律及會計服務 Legal and accounting services	598	563	503	806	615
70	總辦事處：管理及管理顧問服務 Activities of head offices; management and management consultancy services	940	816	1 244	931	671
71	建築及工程服務、技術測試及分析 Architecture and engineering services, technical testing and analysis	1 210	1 331	1 036	1 209	1 194
72	科學研究及發展 Scientific research and development	61	104	76	88	149
74	廣告及市場研究 Advertising and market research	270	320	283	347	378
73	獸醫 Veterinary services	764	461	400	515	730
75	其他專業、科學及技術服務 Other professional, scientific and technical services					
<b>N</b>	<b>行政及支援服務<sup>(1)</sup></b> <b>Administrative and support services</b>	<b>5 516</b>	<b>4 912</b>	<b>5 167</b>	<b>4 801</b>	<b>5 432</b>
77	租賃服務 Rental and leasing services	82	73	57	36	72
78	就業服務 Employment services	456	578	608	482	528
79	旅行代理、代訂服務及相關服務 Travel agency, reservation service and related services	1 109	488	620	706	936
80	保安及偵查服務 Security and investigation services	1 701	1 749	1 747	1 636	1 942
81	建築物及園境護理服務 Services to buildings and landscape care	1 699	1 622	1 698	1 428	1 466
82	辦公室行政、辦公室支援及其他商業支援服務 Office administrative, office support and other business support services	469	402	437	513	488

**表 4 (續) 按行業主類／行業大類劃分的職位空缺數目（公務員除外）**  
**Table 4 (cont'd) Number of vacancies (other than those in the civil service) analysed by industry section / industry division**

香港標準 行業分類 2.0 版編碼 HSIC V2.0 code	行業主類／行業大類 Industry section / Industry division	職位空缺數目 No. of vacancies				
		2012 6月 Jun	2012 9月 Sep	2012 12月 Dec	2013 3月 Mar	2013 6月 Jun
<b>P - S</b>	<b>社會及個人服務<sup>(1)</sup></b> <b>Social and personal services</b>	<b>16 493</b>	<b>14 822</b>	<b>13 065</b>	<b>17 330</b>	<b>17 690</b>
<b>P</b>	<b>教育</b> <b>Education</b>	<b>3 299</b>	<b>3 280</b>	<b>2 719</b>	<b>3 470</b>	<b>3 693</b>
85	教育 Education	3 299	3 280	2 719	3 470	3 693
<b>Q</b>	<b>人類保健及社會工作服務<sup>(1)</sup></b> <b>Human health and social work services</b>	<b>6 851</b>	<b>4 984</b>	<b>3 656</b>	<b>6 832</b>	<b>7 786</b>
86	人類保健服務 Human health services	4 242	2 802	1 334	4 027	4 324
87	住宿護理服務 Residential care services	2 083	1 676	1 808	2 199	2 543
88	社會工作服務 Social work services	526	506	514	606	919
<b>R</b>	<b>藝術、娛樂及康樂活動<sup>(1)</sup></b> <b>Arts, entertainment and recreation</b>	<b>2 661</b>	<b>3 193</b>	<b>3 627</b>	<b>3 388</b>	<b>2 238</b>
90	創作及表演藝術活動 Creative and performing arts activities	80	50	79	108	52
91	圖書館、檔案保存、博物館及其他文化活動 Libraries, archives, museums and other cultural activities	6	12	25	14	22
92	遊樂園及主題樂園 Amusement parks and theme parks	205	178	32	219	209
93	體育及其他娛樂服務 Sports and other entertainment services	2 370	2 953	3 491	3 047	1 955
<b>S</b>	<b>其他服務<sup>(1)</sup></b> <b>Other services</b>	<b>3 682</b>	<b>3 365</b>	<b>3 063</b>	<b>3 640</b>	<b>3 973</b>
94	會員制組織活動 Activities of membership organisations	333	286	468	336	250
95	汽車、電單車、電腦、個人及家庭用品修理 Repair of motor vehicles, motorcycles, computers, personal and household goods	1 031	575	447	844	778
96	其他個人服務 Other personal services	2 318	2 504	2 148	2 460	2 945
<b>以上行業主類總計<sup>(1)</sup></b> <b>Total of industry sections above</b>		<b>70 841</b>	<b>69 460</b>	<b>65 095</b>	<b>80 165</b>	<b>77 858</b>

註釋：(1) 數字只涉及有關統計調查所包括的行業，詳情請參閱第 18 頁的「註釋」。

Note: Figures relate only to those industries covered. Please refer to the "Notes" on page 18 for details.

**表 5 按行業主類／行業大類劃分的機構單位數目（政府部門除外）**  
**Table 5 Number of establishments (excluding civil service) analysed by industry section / industry division**

香港標準 行業分類 2.0 版編碼 HSIC V2.0 code	行業主類／行業大類 Industry section / Industry division	機構單位數目 No. of establishments				
		2012 6月 Jun	2012 9月 Sep	2012 12月 Dec	2013 3月 Mar	2013 6月 Jun
<b>B</b>	<b>採礦及採石 Mining and quarrying</b>	<b>2</b>	<b>2</b>	<b>2</b>	<b>2</b>	<b>2</b>
08	採石及其他非金屬礦的採掘 Quarrying and other mining of non-metal ores	2	2	2	2	2
<b>C</b>	<b>製造 Manufacturing</b>	<b>11 867</b>	<b>11 820</b>	<b>11 716</b>	<b>11 660</b>	<b>11 609</b>
10	食品的製造 Manufacture of food products	857	870	857	856	876
11	飲品的製造 Manufacture of beverages	28	28	29	30	30
12	煙草製品的製造 Manufacture of tobacco products	2	2	2	2	2
13	紡織品的製造 Manufacture of textiles	774	751	738	730	720
14	成衣的製造 Manufacture of wearing apparel	998	1 012	988	991	994
15	皮革及相關製品的製造 Manufacture of leather and related products	151	149	147	147	141
16	木材及木製品、水松製品、草編及編結材料製品的製造（傢具及玩具除外） Manufacture of wood and of products of wood and cork, articles of straw and plaiting materials (except furniture and toys)					
17	紙及紙製品的製造 Manufacture of paper and paper products	320	314	309	308	310
18	印刷及已儲錄資料媒體的複製 Printing and reproduction of recorded media	2 777	2 780	2 738	2 737	2 704
19	焦煤和精煉石油產品的製造 Manufacture of coke and refined petroleum products	212	218	217	215	211
20	化學品及化學產品的製造 Manufacture of chemicals and chemical products					
21	藥品、醫藥化學劑和植物藥材的製造 Manufacture of pharmaceuticals, medicinal chemical and botanical products	249	247	249	246	245

**表 5 (續) 按行業主類／行業大類劃分的機構單位數目 (政府部門除外)**  
**Table 5 (cont'd) Number of establishments (excluding civil service) analysed by industry section / industry division**

香港標準 行業分類 2.0 版編碼 HSIC V2.0 code	行業主類／行業大類 Industry section / Industry division	機構單位數目 No. of establishments				
		2012 6月 Jun	2012 9月 Sep	2012 12月 Dec	2013 3月 Mar	2013 6月 Jun
22	橡膠及塑膠產品的製造 (傢具、玩具、體育用品及文具除外) Manufacture of rubber and plastics products (except furniture, toys, sports goods and stationery)	420	408	400	412	409
23	其他非金屬礦產產品的製造 Manufacture of other non-metallic mineral products	206	205	207	203	198
24	基本金屬的製造 Manufacture of basic metals	92	92	90	90	91
25	金屬製品的製造 (機械及設備除外) Manufacture of fabricated metal products (except machinery and equipment)	843	844	835	841	827
26	電腦、電子及光學產品的製造 Manufacture of computer, electronic and optical products	365	363	356	344	339
27	電器設備的製造 Manufacture of electrical equipment	223	217	214	213	217
28	其他機械設備的製造 Manufacture of machinery and equipment n.e.c.	454	445	429	409	404
29	汽車的裝嵌 Body assembly of motor vehicles	97	96	88	91	90
30	其他運輸設備的製造 Manufacture of other transport equipment					
31	傢具的製造 Manufacture of furniture	133	135	136	143	145
32	其他製造業 Other manufacturing	1 404	1 376	1 391	1 367	1 364
33	機械及設備的維修及安裝 Repair and installation of machinery and equipment	1 262	1 268	1 296	1 285	1 292
<b>D &amp; E</b>	<b>電力和燃氣供應及廢棄物管理 Electricity and gas supply, and waste management</b>	<b>333</b>	<b>338</b>	<b>371</b>	<b>392</b>	<b>412</b>
<b>D</b>	<b>電力及燃氣供應 Electricity and gas supply</b>	<b>12</b>	<b>9</b>	<b>8</b>	<b>8</b>	<b>8</b>
35	電力及燃氣供應 Electricity and gas supply	12	9	8	8	8
<b>E</b>	<b>污水處理、廢棄物管理及污染防治服務 Sewerage, waste management and remediation services</b>	<b>321</b>	<b>329</b>	<b>363</b>	<b>384</b>	<b>404</b>



表 5 (續) 按行業主類／行業大類劃分的機構單位數目 (政府部門除外)  
 Table 5 (cont'd) Number of establishments (excluding civil service) analysed by industry section / industry division

香港標準 行業分類 2.0 版編碼 HSIC V2.0 code	行業主類／行業大類 Industry section / Industry division	機構單位數目 No. of establishments				
		2012 6月 Jun	2012 9月 Sep	2012 12月 Dec	2013 3月 Mar	2013 6月 Jun
37	污水處理 Sewerage	34	35	34	34	33
38	廢棄物的收集、處理及處置；資源的回收處理 Waste collection, treatment and disposal; materials recovery	281	289	324	345	366
39	污染防治及其他廢棄物處理服務 Remediation and other waste management services	6	5	5	5	5
<b>F</b>	<b>建築地盤 Construction sites</b>	<b>1 157</b>	<b>1 209</b>	<b>1 158</b>	<b>1 228</b>	<b>1 247</b>
	<b>公營地盤 Public sector sites</b>	<b>464</b>	<b>486</b>	<b>441</b>	<b>473</b>	<b>457</b>
	樓宇建築地盤 Building sites	163	171	144	146	125
	土木工程地盤 Civil engineering sites	301	315	297	327	332
	<b>私營地盤 Private sector sites</b>	<b>693</b>	<b>723</b>	<b>717</b>	<b>755</b>	<b>790</b>
	樓宇建築地盤 Building sites	604	624	626	676	696
	土木工程地盤 Civil engineering sites	89	99	91	79	94
<b>G</b>	<b>進出口貿易、批發及零售<sup>(1)</sup> Import/export, wholesale and retail trades</b>	<b>181 222</b>	<b>180 332</b>	<b>180 019</b>	<b>181 734</b>	<b>181 381</b>
	<b>進出口貿易及批發 Import/export trade and wholesale</b>	<b>117 207</b>	<b>116 360</b>	<b>116 110</b>	<b>116 774</b>	<b>116 335</b>
45	進出口貿易 Import and export trade	102 120	101 409	101 342	102 155	101 731
46	批發 Wholesale	15 087	14 951	14 768	14 619	14 604
	<b>零售<sup>(1)</sup> Retail</b>	<b>64 015</b>	<b>63 972</b>	<b>63 909</b>	<b>64 960</b>	<b>65 046</b>
47	零售業 Retail trade	64 015	63 972	63 909	64 960	65 046
<b>H</b>	<b>運輸、倉庫、郵政及速遞服務<sup>(1)</sup> Transportation, storage, postal and courier services</b>	<b>9 665</b>	<b>9 616</b>	<b>9 569</b>	<b>9 661</b>	<b>9 652</b>
49	陸路運輸 Land transport	2 216	2 188	2 136	2 119	2 106
50	水上運輸 Water transport	362	356	362	388	395

表 5 (續) 按行業主類／行業大類劃分的機構單位數目 (政府部門除外)  
 Table 5 (cont'd) Number of establishments (excluding civil service) analysed by industry section / industry division

香港標準 行業分類 2.0 版編碼 HSIC V2.0 code	行業主類／行業大類 Industry section / Industry division	機構單位數目 No. of establishments				
		2012 6月 Jun	2012 9月 Sep	2012 12月 Dec	2013 3月 Mar	2013 6月 Jun
51	航空運輸 Air transport	132	134	136	145	147
52	貨倉及運輸輔助服務 Warehousing and support services for transportation	6 275	6 268	6 267	6 344	6 340
53	郵政及速遞服務 Postal and courier services	680	670	668	665	664
<b>I</b>	<b>住宿及膳食服務<sup>(1)</sup> Accommodation and food services</b>	<b>16 929</b>	<b>16 779</b>	<b>16 971</b>	<b>17 204</b>	<b>17 201</b>
55	住宿服務 Accommodation services	1 029	1 048	1 068	1 096	1 119
56	餐飲服務 Food and beverage services	15 900	15 731	15 903	16 108	16 082
<b>J</b>	<b>資訊及通訊 Information and communications</b>	<b>11 079</b>	<b>11 209</b>	<b>11 368</b>	<b>11 604</b>	<b>11 807</b>
58	出版 Publishing	1 578	1 575	1 601	1 587	1 584
59	電影、錄像及電視節目製作、錄音及音樂出版 Motion picture, video and television programme production, sound recording and music publishing	2 152	2 194	2 258	2 277	2 303
60	節目編製及廣播 Programming and broadcasting					
61	電訊 Telecommunications	310	299	312	312	327
62	資訊科技服務 Information technology services	6 345	6 442	6 512	6 724	6 870
63	資訊服務 Information services	694	699	685	704	723
<b>K</b>	<b>金融及保險<sup>(1)</sup> Financing and insurance</b>	<b>20 854</b>	<b>20 996</b>	<b>21 271</b>	<b>21 430</b>	<b>21 683</b>
64	金融服務 (保險及退休基金除外) Financial services (except insurance and pension funding)	7 458	7 410	7 427	7 416	7 384
65	保險 Insurance	157	153	153	154	153
66	金融保險輔助服務 Services auxiliary to financial and insurance services	13 239	13 433	13 691	13 860	14 146

表 5 (續) 按行業主類／行業大類劃分的機構單位數目 (政府部門除外)  
 Table 5 (cont'd) Number of establishments (excluding civil service) analysed by industry section / industry division

香港標準 行業分類 2.0 版編碼 HSIC V2.0 code	行業主類／行業大類 Industry section / Industry division	機構單位數目 No. of establishments				
		2012 6月 Jun	2012 9月 Sep	2012 12月 Dec	2013 3月 Mar	2013 6月 Jun
<b>L</b>	<b>地產 Real estate</b>	<b>14 357</b>	<b>14 539</b>	<b>14 673</b>	<b>14 929</b>	<b>15 071</b>
68	地產 Real estate	14 357	14 539	14 673	14 929	15 071
<b>M &amp; N</b>	<b>專業及商用服務<sup>(1)</sup> Professional and business services</b>	<b>39 907</b>	<b>40 254</b>	<b>40 557</b>	<b>41 356</b>	<b>42 017</b>
<b>M</b>	<b>專業、科學及技術服務 Professional, scientific and technical services</b>	<b>27 546</b>	<b>27 821</b>	<b>28 128</b>	<b>28 686</b>	<b>29 169</b>
69	法律及會計服務 Legal and accounting services	6 748	6 837	6 886	6 996	7 049
70	總辦事處：管理及管理顧問服務 Activities of head offices; management and management consultancy services	6 614	6 695	6 806	6 866	7 033
71	建築及工程服務、技術測試及分析 Architecture and engineering services, technical testing and analysis	3 007	3 032	3 064	3 083	3 176
72	科學研究及發展 Scientific research and development	123	130	130	132	152
74	廣告及市場研究 Advertising and market research	3 489	3 497	3 514	3 589	3 631
73	獸醫 Veterinary services	7 565	7 630	7 728	8 020	8 128
75	其他專業、科學及技術服務 Other professional, scientific and technical services					
<b>N</b>	<b>行政及支援服務<sup>(1)</sup> Administrative and support services</b>	<b>12 361</b>	<b>12 433</b>	<b>12 429</b>	<b>12 670</b>	<b>12 848</b>
77	租賃服務 Rental and leasing services	635	632	609	631	629
78	就業服務 Employment services	2 481	2 461	2 482	2 551	2 578
79	旅行代理、代訂服務及相關服務 Travel agency, reservation service and related services	2 603	2 617	2 604	2 640	2 687
80	保安及偵查服務 Security and investigation services	194	204	192	209	209
81	建築物及園境護理服務 Services to buildings and landscape care	1 588	1 601	1 609	1 656	1 658
82	辦公室行政、辦公室支援及其他商業支援服務 Office administrative, office support and other business support services	4 860	4 918	4 933	4 983	5 087

表 5 (續) 按行業主類／行業大類劃分的機構單位數目 (政府部門除外)  
Table 5 (cont'd) Number of establishments (excluding civil service) analysed by industry section / industry division

香港標準 行業分類 2.0 版編碼 HSIC V2.0 code	行業主類／行業大類 Industry section / Industry division	機構單位數目 No. of establishments				
		2012 6月 Jun	2012 9月 Sep	2012 12月 Dec	2013 3月 Mar	2013 6月 Jun
<b>P - S</b>	<b>社會及個人服務<sup>(1)</sup></b> <b>Social and personal services</b>	<b>42 273</b>	<b>42 382</b>	<b>42 732</b>	<b>43 644</b>	<b>44 194</b>
<b>P</b>	<b>教育</b> <b>Education</b>	<b>10 907</b>	<b>10 992</b>	<b>11 348</b>	<b>11 702</b>	<b>12 042</b>
85	教育 Education	10 907	10 992	11 348	11 702	12 042
<b>Q</b>	<b>人類保健及社會工作服務<sup>(1)</sup></b> <b>Human health and social work services</b>	<b>10 230</b>	<b>10 275</b>	<b>10 282</b>	<b>10 432</b>	<b>10 594</b>
86	人類保健服務 Human health services	7 084	7 136	7 128	7 220	7 357
87	住宿護理服務 Residential care services	1 169	1 158	1 156	1 177	1 169
88	社會工作服務 Social work services	1 977	1 981	1 998	2 035	2 068
<b>R</b>	<b>藝術、娛樂及康樂活動<sup>(1)</sup></b> <b>Arts, entertainment and recreation</b>	<b>2 549</b>	<b>2 607</b>	<b>2 611</b>	<b>2 714</b>	<b>2 748</b>
90	創作及表演藝術活動 Creative and performing arts activities	1 187	1 208	1 238	1 331	1 369
91	圖書館、檔案保存、博物館及其他文化活動 Libraries, archives, museums and other cultural activities	89	88	84	85	84
92	遊樂園及主題樂園 Amusement parks and theme parks	6	6	6	6	6
93	體育及其他娛樂服務 Sports and other entertainment services	1 267	1 305	1 283	1 292	1 289
<b>S</b>	<b>其他服務<sup>(1)</sup></b> <b>Other services</b>	<b>18 587</b>	<b>18 508</b>	<b>18 491</b>	<b>18 796</b>	<b>18 810</b>
94	會員制組織活動 Activities of membership organisations	1 120	1 125	1 129	1 136	1 160
95	汽車、電單車、電腦、個人及家庭用品修理 Repair of motor vehicles, motorcycles, computers, personal and household goods	6 200	6 235	6 242	6 334	6 349
96	其他個人服務 Other personal services	11 267	11 148	11 120	11 326	11 301
<b>以上行業主類總計<sup>(1)</sup></b> <b>Total of industry sections above</b>		<b>349 645</b>	<b>349 476</b>	<b>350 407</b>	<b>354 844</b>	<b>356 276</b>

註釋：(1) 數字只涉及有關統計調查所包括的行業，詳情請參閱第 18 頁的「註釋」。

Note: Figures relate only to those industries covered. Please refer to the "Notes" on page 18 for details.

表 6 按選定行業中類／行業小類／行業小分類劃分的機構單位數目、就業人數及職位空缺數目（公務員除外）

Table 6 Number of establishments, persons engaged and vacancies (other than those in the civil service) analysed by selected industry group / industry class / industry sub-class

香港標準 行業分類 2.0 版編碼 HSIC V2.0 code	行業中類／行業小類／行業小分類 Industry group / Industry class / Industry sub-class	機構單位數目 No. of establishments		就業人數 No. of persons engaged		職位空缺數目 No. of vacancies	
		2013 3月 Mar	2013 6月 Jun	2013 3月 Mar	2013 6月 Jun	2013 3月 Mar	2013 6月 Jun
		<b>C</b>	<b>製造 Manufacturing</b>				
131	紡紗、梭織及紡織品的染整 Spinning, weaving and finishing of textiles	308	303	2 488	2 445	0	29
1311	紡織纖維的紡紗及紡前處理 Preparation and spinning of textile fibres	49	51	1 266	1 238	0	24
1312	梭織 Weaving of textiles						
131201	梭織棉布 Weaving, cotton	34	35	844	839	0	24
1313	紡織品的染整（印刷用絲網的製造除外） Dyeing and finishing of textiles (excl. manufacturing of silkscreen for printing)	259	252	1 222	1 207	0	5
131304	梭織布料漂染 Bleaching and dyeing of woven fabrics	40	41	266	260	0	0
139	其他紡織品的製造 Manufacture of other textiles	422	417	2 740	2 626	4	36
141	成衣的製造（毛皮衣服、針織及鉤針編織衣服除外） Manufacture of wearing apparel (except fur, knitted and crocheted apparel)	742	752	5 865	5 585	72	44
142	毛皮製品的製造 Manufacture of articles of fur						
1411	服裝及衣服的製造 Manufacture of garments and clothing	694	704	5 591	5 311	71	41
141101	外衣的縫製（皮革衣服、雨衣及直接由紗線原件針織的衣物除外） Manufacture of outer garments (excl. leather garment, raincoat, knitwear from yarn)	639	650	4 842	4 599	64	36
141102	裁縫（不設工場的裁縫店除外） Tailoring (excl. custom tailoring without workshop)						
141103	雨衣的縫製 Manufacture of raincoats						
141104	內衣及睡衣的縫製 Manufacture of under garments and night garments	21	21	333	318	0	0

表 6 (續) 按選定行業中類／行業小類／行業小分類劃分的機構單位數目、就業人數及職位空缺數目（公務員除外）

Table 6 (cont'd) Number of establishments, persons engaged and vacancies (other than those in the civil service) analysed by selected industry group / industry class / industry sub-class

香港標準 行業分類 2.0 版編碼 HSIC V2.0 code	行業中類／行業小類／行業小分類 Industry group / Industry class / Industry sub-class	機構單位數目 No. of establishments		就業人數 No. of persons engaged		職位空缺數目 No. of vacancies	
		2013 3月 Mar	2013 6月 Jun	2013 3月 Mar	2013 6月 Jun	2013 3月 Mar	2013 6月 Jun
		143	針織或鉤針編織衣服的製造 Manufacture of knitted and crocheted apparel	249	242	3 704	3 567
1432	針織或鉤針編織外衣（非針織衣服、雨衣及皮革衣服除外）的製造 Manufacture of knitted and crocheted outerwear (excl. garment not knitted, raincoat, leather garment)	243	236	3 662	3 528	25	20
170	紙及紙製品的製造 Manufacture of paper and paper products	308	310	1 127	1 092	5	11
1702	紙容器及紙板容器的製造 Manufacture of containers of paper and paperboard	181	181	545	519	0	0
181	印刷及與印刷相關的服務 Printing and services related to printing	2 701	2 670	16 566	16 223	129	144
1811	印刷 Printing	2 395	2 355	14 859	14 554	95	143
261	電子組件及介板的製造 Manufacture of electronic components and boards	123	124	2 892	2 722	32	30
262	電腦及其周邊設備的製造 Manufacture of computers and peripheral equipment	29	27	178	157	1	15
263	通訊設備的製造 Manufacture of communication equipment	25	26	95	107	6	0
264	影音器材的製造 Manufacture of audio and video equipment						
265	計時、量度、檢驗、導航及控制用設備的製造 Manufacture of timing, measuring, testing, navigating and control equipment	138	136	1 040	1 021	22	5
2652	鐘錶的製造 Manufacture of watches and clocks	122	120	919	894	20	3
265201	機械鐘及鐘內、機械錶及錶內的製造 Manufacture of mechanical watches, watch movements, mechanical clocks and clock movements	14	15	206	207	20	0
265202	電子鐘及鐘內、電子錶及錶內的製造 Manufacture of electronic watches, watch movements, electronic clocks and clock movements	46	44	487	479	0	1

表 6 (續) 按選定行業中類／行業小類／行業小分類劃分的機構單位數目、就業人數及職位空缺數目（公務員除外）

Table 6 (cont'd) Number of establishments, persons engaged and vacancies (other than those in the civil service) analysed by selected industry group / industry class / industry sub-class

香港標準 行業分類 2.0 版編碼 HSIC V2.0 code	行業中類／行業小類／行業小分類 Industry group / Industry class / Industry sub-class	機構單位數目 No. of establishments		就業人數 No. of persons engaged		職位空缺數目 No. of vacancies	
		2013 3月 Mar	2013 6月 Jun	2013 3月 Mar	2013 6月 Jun	2013 3月 Mar	2013 6月 Jun
		265203	鐘錶殼及其他鐘錶零件的製造 Manufacture of cases and parts for watches and clocks n.e.c.	62	61	226	208
266	輻射、電子醫學及電子診療設備的製造 Manufacture of irradiation, electromedical and electrotherapeutic equipment	29	26	308	317	16	5
267	光學儀器及設備（眼科用品除外）的製造 Manufacture of optical instruments and equipment (except ophthalmic goods)						
268	磁性及光學媒體的製造 Manufacture of magnetic and optical media						
301	船艇的製造 Building of ships and boats	12	11	32	33	0	3
3211	珠寶及相關物品的製造 Manufacture of jewellery and related articles	361	366	2 837	2 914	55	84
3243	塑膠玩具的製造 Manufacture of plastic toys	55	55	201	194	2	0
3315	空中、海上及鐵道運輸設備維修 Repair of air, water and rail transport equipment	283	281	8 615	8 675	798	474
<b>G</b>	<b>進出口貿易、批發及零售<sup>(1)</sup></b> <b>Import/export, wholesale and retail trades</b>						
451425	中成藥及中草藥出口貿易 Export trading of Chinese drugs and herbs	205	206	518	539	2	4
452425	中成藥及中草藥進口批發 Import for wholesale of Chinese drugs and herbs	351	346	1 248	1 290	0	22
460425	中成藥及中草藥批發 Wholesale of Chinese drugs and herbs	346	361	1 322	1 380	77	1
471101	超級市場 Supermarkets	831	847	17 528	18 124	540	509
471102	便利店 Convenience stores	1 323	1 346	10 580	11 104	0	99
471901	百貨公司 Department stores	136	143	11 484	11 353	711	948

表 6 (續) 按選定行業中類／行業小類／行業小分類劃分的機構單位數目、就業人數及職位空缺數目（公務員除外）

Table 6 (cont'd) Number of establishments, persons engaged and vacancies (other than those in the civil service) analysed by selected industry group / industry class / industry sub-class

香港標準 行業分類 2.0 版編碼 HSIC V2.0 code	行業中類／行業小類／行業小分類 Industry group / Industry class / Industry sub-class	機構單位數目 No. of establishments		就業人數 No. of persons engaged		職位空缺數目 No. of vacancies	
		2013 3月 Mar	2013 6月 Jun	2013 3月 Mar	2013 6月 Jun	2013 3月 Mar	2013 6月 Jun
		4771	衣服、鞋類及皮革製品零售店 Retail sale of clothing, footwear and leather articles	16 555	16 489	54 108	53 882
4772	藥物、醫療健康用品、化妝品及個人護理用品零售店 Retail sale of pharmaceutical, medical and health goods, cosmetics and personal care products	5 294	5 380	28 569	28 950	1 275	1 122
477201	中草藥及中成藥零售店 Retail sale of Chinese drugs and herbs	1 395	1 397	4 860	4 891	7	68
477202	藥物及健康補給品零售店（兼售或不兼售化妝品及個人護理用品） Retail sale of medicines and health supplements (with or without selling cosmetics and personal care products)	2 561	2 572	15 225	15 285	645	522
477203	醫療用品零售店 Retail sale of medical goods						
477204	化妝品及個人護理用品零售店 Retail sale of cosmetics and personal care products	1 338	1 411	8 484	8 774	623	532
<b>H</b>	<b>運輸、倉庫、郵政及速遞服務<sup>(1)</sup></b> <b>Transportation, storage, postal and courier services</b>						
491	鐵路及纜索運輸 Railway and cable transport	5	5	16 181	16 478	552	439
492	公路運輸 Land transport by road	2 114	2 101	27 878	27 828	633	433
4921	公共巴士服務 Public bus services	5	5	18 027	18 051	311	245
4928	拖頭拖運服務 Transport by tractors	2 109	2 096	9 851	9 777	322	188
502101	持牌及專營渡輪服務 Licensed and franchised ferry services	9	9	1 112	1 142	38	34
510	航空運輸 Air transport	145	147	24 748	24 617	205	211
521	貨倉及倉庫服務 Warehousing and storage	626	634	6 474	6 740	71	397
5212	通用貨倉 General cargo warehouses	612	619	5 651	5 909	63	384



表 6 (續) 按選定行業中類／行業小類／行業小分類劃分的機構單位數目、就業人數及職位空缺數目（公務員除外）

Table 6 (cont'd) Number of establishments, persons engaged and vacancies (other than those in the civil service) analysed by selected industry group / industry class / industry sub-class

香港標準 行業分類 2.0 版編碼 HSIC V2.0 code	行業中類／行業小類／行業小分類 Industry group / Industry class / Industry sub-class	機構單位數目 No. of establishments		就業人數 No. of persons engaged		職位空缺數目 No. of vacancies	
		2013 3月 Mar	2013 6月 Jun	2013 3月 Mar	2013 6月 Jun	2013 3月 Mar	2013 6月 Jun
		522	運輸輔助服務 Support services for transportation	5 718	5 706	69 720	70 171
5221	陸路運輸輔助服務 Services incidental to land transportation	548	566	6 288	6 189	188	333
5222	水上運輸輔助服務 Services incidental to water transportation	392	403	8 072	8 150	93	99
5223	航空運輸輔助服務 Services incidental to air transportation	38	40	12 174	12 846	669	769
5229	其他運輸輔助服務 Other transportation support services	4 740	4 697	43 186	42 986	709	862
522901	航空貨運代理服務 Air cargo forwarding services	1 246	1 253	16 858	17 377	313	342
522902	海上貨運代理服務 Sea cargo forwarding services	2 335	2 305	21 428	20 767	295	393
<b>I</b>	<b>住宿及膳食服務<sup>(1)</sup> Accommodation and food services</b>						
5501	酒店 Hotels	196	205	35 073	35 205	1 402	1 471
561101, 561109-11	中式餐館及酒樓 Chinese restaurants	4 778	4 782	106 944	106 594	4 444	4 001
561103-08	非中式餐館 Non-Chinese restaurants	2 183	2 215	29 539	30 111	2 232	1 728
5612	快餐店 Fast food shops	1 616	1 602	41 601	41 699	3 378	2 310
<b>J</b>	<b>資訊及通訊 Information and communications</b>						
581	書籍、期刊的出版及其他出版活動 Publishing of books, periodicals and other publishing activities	1 359	1 352	19 357	19 704	186	322
582	軟件出版 Software publishing	228	232	1 708	1 775	121	70
591	電影、錄像及電視節目製作活動 Motion picture, video and television programme activities	1 740	1 759	8 158	8 254	391	345
592	錄音及音樂出版活動 Sound recording and music publishing activities	512	516	1 223	1 191	11	0

表 6 (續) 按選定行業中類／行業小類／行業小分類劃分的機構單位數目、就業人數及職位空缺數目（公務員除外）

Table 6 (cont'd) Number of establishments, persons engaged and vacancies (other than those in the civil service) analysed by selected industry group / industry class / industry sub-class

香港標準 行業分類 2.0 版編碼 HSIC V2.0 code	行業中類／行業小類／行業小分類 Industry group / Industry class / Industry sub-class	機構單位數目 No. of establishments		就業人數 No. of persons engaged		職位空缺數目 No. of vacancies	
		2013 3月 Mar	2013 6月 Jun	2013 3月 Mar	2013 6月 Jun	2013 3月 Mar	2013 6月 Jun
		611	電訊網絡營運 Telecommunications network operation	29	27	11 192	11 905
619	其他電訊服務 Other telecommunications services	283	300	7 180	7 446	234	259
6191	互聯網接駁服務 Internet access services	44	43	1 189	1 281	30	44
6199	其他雜項電訊服務 Other miscellaneous telecommunications services n.e.c.	239	257	5 991	6 165	204	215
620	資訊科技服務 Information technology services	6 724	6 870	38 030	38 882	1 162	1 336
<b>K</b>	<b>金融及保險<sup>(1)</sup> Financing and insurance</b>						
6412	本地銀行單位 Domestic banking units	1 561	1 558	96 220	95 910	1 374	1 689
641201	持牌銀行 Licensed banks	1 436	1 433	92 112	91 725	1 358	1 662
641202	有限牌照銀行 Restricted licensed banks	25	25	3 006	3 025	5	18
641203	接受存款公司 Deposit-taking companies	100	100	1 102	1 160	11	9
642	投資及控股公司 Investment and holding companies	4 096	4 056	25 020	24 729	585	444
6611	證券及期貨市場管理 Administration of marketplaces for securities and commodity contracts	1 058	1 073	23 708	23 994	584	514
6612	證券及期貨處理服務 Securities and commodity contracts dealing services						
662	保險及退休基金輔助服務 Services auxiliary to insurance and pension funding	9 713	9 927	20 024	20 559	953	1 560
<b>L</b>	<b>地產 Real estate</b>						
681	涉及自置或租賃物業的地產服務 Real estate services with own or leased property	7 575	7 665	25 354	25 070	405	314

表 6 (續) 按選定行業中類／行業小類／行業小分類劃分的機構單位數目、就業人數及職位空缺數目（公務員除外）

Table 6 (cont'd) Number of establishments, persons engaged and vacancies (other than those in the civil service) analysed by selected industry group / industry class / industry sub-class

香港標準 行業分類 2.0 版編碼 HSIC V2.0 code	行業中類／行業小類／行業小分類 Industry group / Industry class / Industry sub-class	機構單位數目 No. of establishments		就業人數 No. of persons engaged		職位空缺數目 No. of vacancies	
		2013 3月 Mar	2013 6月 Jun	2013 3月 Mar	2013 6月 Jun	2013 3月 Mar	2013 6月 Jun
		6811	地產發展 Real estate development	496	492	3 111	2 914
682	按收費或以合約形式進行的地產服務 Real estate services on a fee or contract basis	7 354	7 406	101 643	101 345	3 351	3 209
6821	地產經紀及代理 Real estate brokerage and agency	5 326	5 354	29 691	29 059	1 083	988
6822	地產保養管理服務 Real estate maintenance management	1 905	1 907	71 482	71 781	2 246	2 217
<b>M &amp; N</b>	<b>專業及商用服務<sup>(1)</sup> Professional and business services</b>						
691	法律服務 Legal services	2 224	2 245	21 354	21 418	399	219
692	會計、簿記及核數服務、稅務顧問 Accounting, bookkeeping and auditing services, tax consultancy	4 772	4 804	28 722	28 295	407	396
711	與建造及地產活動相關的建築、測量及工程服務 Architectural, surveying and engineering services related to real estate and construction	2 022	2 140	25 795	26 310	749	873
712	技術測試及分析 Technical testing and analysis	496	482	10 554	10 381	249	217
719	其他與建造及地產活動無關的工程、技術及顧問 服務 Engineering, technical and consultancy services not related to construction and real estate n.e.c.	565	554	2 194	2 072	211	104
811	病媒防治服務 Pest control services	1 541	1 534	78 416	79 110	1 393	1 328
812	清潔服務 Cleaning services						
871	護養院 Nursing homes	43	43	1 958	1 957	107	96
873	長者住宿照顧服務 Residential care services for the elderly	788	779	19 697	19 692	1 805	2 102
<b>P - S</b>	<b>社會及個人服務<sup>(1)</sup> Social and personal services</b>						
941	企業、僱主及專業會員制組織活動 Activities of business, employers and professional membership organisations	384	389	3 509	3 456	151	138

表 6 (續) 按選定行業中類／行業小類／行業小分類劃分的機構單位數目、就業人數及職位空缺數目（公務員除外）

Table 6 (cont'd) Number of establishments, persons engaged and vacancies (other than those in the civil service) analysed by selected industry group / industry class / industry sub-class

香港標準 行業分類 2.0 版編碼 HSIC V2.0 code	行業中類／行業小類／行業小分類 Industry group / Industry class / Industry sub-class	機構單位數目 No. of establishments		就業人數 No. of persons engaged		職位空缺數目 No. of vacancies	
		2013 3月 Mar	2013 6月 Jun	2013 3月 Mar	2013 6月 Jun	2013 3月 Mar	2013 6月 Jun
		949	其他會員制組織活動 Activities of other membership organisations n.e.c.	752	771	6 217	6 256
951	汽車及電單車維修服務 Servicing and repairing of motor vehicles and motorcycles	2 939	2 949	10 277	10 292	670	675
952	電腦及通訊設備修理 Repair of computers and communications equipment	664	673	2 178	2 106	3	14
953	個人及家庭用品修理 Repair of personal and household goods	2 731	2 727	6 142	5 986	171	89
9601	洗滌及乾洗服務 Laundry and dry-cleaning services	1 204	1 200	6 033	5 942	267	383
9602	美容及美體護理 Beauty and body prettifying treatment	9 771	9 736	38 247	38 469	2 172	2 532
	<b>電子業<sup>(2)</sup> Electronics</b>	<b>375</b>	<b>370</b>	<b>4 705</b>	<b>4 575</b>	<b>50</b>	<b>59</b>

註釋：(1) 數字只涉及有關統計調查所包括的行業，詳情請參閱第 18 頁的「註釋」。

Notes: Figures relate only to those industries covered. Please refer to the "Notes" on page 18 for details.

- (2) 政府統計處曾詳細研究電子產品及電子業的統計分類事項，並曾就此徵詢有關的工商業機構，詳情刊載於《香港統計月刊》1986 年 3 月號的特刊內。在「香港標準行業分類 2.0 版」中，電子業包括下列行業組別：-

The statistical classification of electronic products and the electronics industry had been studied by the Census and Statistics Department in consultation with relevant trade and industrial organisations. Details are given in a special review article published in the March 1986 issue of the *Hong Kong Monthly Digest of Statistics*. The electronics industry in the HSIC V2.0 covers the following industries :-

261	電子組件及介板的製造	Manufacture of electronic components and boards
262	電腦及其周邊設備的製造	Manufacture of computers and peripheral equipment
263	通訊設備的製造	Manufacture of communication equipment
264	影音器材的製造	Manufacture of audio and video equipment
2651	量度、檢驗、導航及控制用設備的製造	Manufacture of measuring, testing, navigating and control equipment
265202	電子鐘及鐘內、電子錶及錶內的製造	Manufacture of electronic watches, watch movements, electronic clocks and clock movements
268	磁性及光學媒體的製造	Manufacture of magnetic and optical media
2731	電力電線、光纖電纜及其他電纜的製造	Manufacture of electric wire, fibre optic cables and other cables
279	其他電力設備的製造	Manufacture of other electrical equipment
2817	辦公室機械設備的製造（電腦及其周邊設備除外）	Manufacture of office machinery and equipment (except computers and peripheral equipment)
3245	電子遊戲用品及玩具的製造	Manufacture of electronic games and toys

表 7 按零售商類別劃分的零售業機構單位數目、就業人數及職位空缺數目  
(公務員除外)

Table 7 Number of establishments, persons engaged and vacancies (other than those in the civil service) in the retail trade analysed by type of retail outlet

零售商類別 Type of retail outlet	機構單位數目 No. of establishments		就業人數 No. of persons engaged		職位空缺數目 No. of vacancies	
	2013 3月 Mar	2013 6月 Jun	2013 3月 Mar	2013 6月 Jun	2013 3月 Mar	2013 6月 Jun
	<b>食品、酒類飲品及煙草 (超級市場/便利店除外)</b> <b>Food, alcoholic drinks and tobacco (other than supermarkets / convenience stores)</b>	<b>14 730</b>	<b>14 675</b>	<b>45 855</b>	<b>45 866</b>	<b>1 314</b>
其中: Of which:						
麵包、糕餅、糖果及餅乾 Bread, pastry, confectionery and biscuits	2 072	2 088	12 072	12 273	336	367
<b>超級市場/便利店</b> <b>Supermarkets / Convenience stores</b>	<b>2 154</b>	<b>2 193</b>	<b>28 108</b>	<b>29 228</b>	<b>540</b>	<b>608</b>
<b>燃料</b> <b>Fuels</b>	<b>355</b>	<b>352</b>	<b>3 463</b>	<b>3 484</b>	<b>18</b>	<b>143</b>
<b>衣物、鞋類及有關製品</b> <b>Clothing, footwear and allied products</b>	<b>15 869</b>	<b>15 797</b>	<b>50 100</b>	<b>49 805</b>	<b>2 071</b>	<b>1 974</b>
其中: Of which:						
服裝 Wearing apparel	13 891	13 828	43 645	43 364	1 856	1 766
鞋類、有關製品及其他衣物配件 Footwear, allied products and other clothing accessories	1 978	1 969	6 455	6 441	215	208
<b>耐用消費品</b> <b>Consumer durable goods</b>	<b>7 238</b>	<b>7 220</b>	<b>32 134</b>	<b>32 572</b>	<b>1 280</b>	<b>818</b>
其中: Of which:						
汽車及汽車零件 Motor vehicles and parts	1 329	1 330	5 887	6 056	198	142
電器及攝影器材 Electrical goods and photographic equipment	3 202	3 210	13 996	14 013	399	350
<b>百貨公司</b> <b>Department stores</b>	<b>136</b>	<b>143</b>	<b>11 484</b>	<b>11 353</b>	<b>711</b>	<b>948</b>

表 7 (續) 按零售商類別劃分的零售業機構單位數目、就業人數及職位空缺數目  
(公務員除外)

Table 7 (cont'd) Number of establishments, persons engaged and vacancies (other than those in the civil service) in the retail trade analysed by type of retail outlet

零售商類別 Type of retail outlet	機構單位數目 No. of establishments		就業人數 No. of persons engaged		職位空缺數目 No. of vacancies	
	2013 3月 Mar	2013 6月 Jun	2013 3月 Mar	2013 6月 Jun	2013 3月 Mar	2013 6月 Jun
	<b>珠寶首飾、鐘錶及名貴禮物</b> <b>Jewellery, watches and clocks, and valuable gifts</b>	<b>3 819</b>	<b>3 824</b>	<b>19 244</b>	<b>19 626</b>	<b>497</b>
<b>其他消費品</b> <b>Other consumer goods</b>	<b>20 659</b>	<b>20 842</b>	<b>72 282</b>	<b>72 871</b>	<b>2 973</b>	<b>2 408</b>
其中: Of which:						
書報、文具及禮品 <i>Books, newspapers, stationery and gifts</i>	2 530	2 495	7 288	7 243	169	139
中藥 <i>Chinese drugs and herbs</i>	1 395	1 397	4 860	4 891	7	68
藥物及化妝品 <i>Medicines and cosmetics</i>	3 716	3 800	23 189	23 509	1 246	1 033
<b>所有零售商類別</b> <b>All retail outlets</b>	<b>64 960</b>	<b>65 046</b>	<b>262 670</b>	<b>264 805</b>	<b>9 404</b>	<b>8 124</b>

註釋：有關零售商的「香港標準行業分類 2.0 版」編碼，請參閱附錄乙。  
Note: Please refer to Appendix B for the HSIC V2.0 codes of the retail outlet.

**表 8 按行業主類／行業大類及性別劃分的就業人數（公務員除外）**  
**Table 8 Number of persons engaged (other than those in the civil service) analysed by industry section / industry division and sex**

香港標準 行業分類 2.0 版編碼 HSIC V2.0 code	行業主類／行業大類 Industry section / Industry division	就業人數 No. of persons engaged					
		2013年3月 March 2013			2013年6月 June 2013		
		男性 Male	女性 Female	總計 Total	男性 Male	女性 Female	總計 Total
<b>B</b>	<b>採礦及採石 Mining and quarrying</b>	<b>66</b>	<b>8</b>	<b>74</b>	<b>68</b>	<b>8</b>	<b>76</b>
08	採石及其他非金屬礦的採掘 Quarrying and other mining of non-metal ores	66	8	74	68	8	76
<b>C</b>	<b>製造 Manufacturing</b>	<b>64 306</b>	<b>39 716</b>	<b>104 022</b>	<b>64 591</b>	<b>38 759</b>	<b>103 350</b>
10	食品的製造 Manufacture of food products	11 757	10 423	22 180	12 531	10 097	22 628
11	飲品的製造 Manufacture of beverages	2 520	919	3 439	2 596	837	3 433
12	煙草製品的製造 Manufacture of tobacco products	340	154	494	331	155	486
13	紡織品的製造 Manufacture of textiles	2 745	2 483	5 228	2 526	2 545	5 071
14	成衣的製造 Manufacture of wearing apparel	3 618	5 951	9 569	3 489	5 663	9 152
15	皮革及相關製品的製造 Manufacture of leather and related products						
16	木材及木製品、水松製品、草編及編結材料製品的製造（傢具及玩具除外） Manufacture of wood and of products of wood and cork, articles of straw and plaiting materials (except furniture and toys)	321	145	466	325	155	480
17	紙及紙製品的製造 Manufacture of paper and paper products	819	308	1 127	730	362	1 092
18	印刷及已儲錄資料媒體的複製 Printing and reproduction of recorded media	11 670	5 698	17 368	11 443	5 552	16 995
19	焦煤和精煉石油產品的製造 Manufacture of coke and refined petroleum products						
20	化學品及化學產品的製造 Manufacture of chemicals and chemical products	1 149	705	1 854	1 266	535	1 801
21	藥品、醫藥化學劑和植物藥材的製造 Manufacture of pharmaceuticals, medicinal chemical and botanical products	1 870	2 485	4 355	1 675	2 848	4 523

表 8 (續) 按行業主類／行業大類及性別劃分的就業人數（公務員除外）  
 Table 8 (cont'd) Number of persons engaged (other than those in the civil service) analysed by industry section / industry division and sex

香港標準 行業分類 2.0 版編碼 HSIC V2.0 code	行業主類／行業大類 Industry section / Industry division	就業人數 No. of persons engaged					
		2013年3月 March 2013			2013年6月 June 2013		
		男性 Male	女性 Female	總計 Total	男性 Male	女性 Female	總計 Total
22	橡膠及塑膠產品的製造（傢具、玩具、體育用品及文具除外） Manufacture of rubber and plastics products (except furniture, toys, sports goods and stationery)	1 472	995	2 467	1 569	906	2 475
23	其他非金屬礦產製品的製造 Manufacture of other non-metallic mineral products	981	243	1 224	871	246	1 117
24	基本金屬的製造 Manufacture of basic metals	905	209	1 114	947	186	1 133
25	金屬製品的製造（機械及設備除外） Manufacture of fabricated metal products (except machinery and equipment)	2 289	1 062	3 351	2 319	964	3 283
26	電腦、電子及光學產品的製造 Manufacture of computer, electronic and optical products	2 488	2 025	4 513	2 373	1 951	4 324
27	電器設備的製造 Manufacture of electrical equipment	1 261	524	1 785	1 147	623	1 770
28	其他機械設備的製造 Manufacture of machinery and equipment n.e.c.	1 916	306	2 222	1 793	428	2 221
29	汽車的裝嵌 Body assembly of motor vehicles	1 352	174	1 526	1 337	175	1 512
30	其他運輸設備的製造 Manufacture of other transport equipment						
31	傢具的製造 Manufacture of furniture	346	127	473	330	126	456
32	其他製造業 Other manufacturing	4 385	2 937	7 322	4 696	2 713	7 409
33	機械及設備的維修及安裝 Repair and installation of machinery and equipment	10 102	1 843	11 945	10 297	1 692	11 989
<b>D &amp; E</b>	<b>電力和燃氣供應及廢棄物管理 Electricity and gas supply, and waste management</b>	<b>8 039</b>	<b>2 287</b>	<b>10 326</b>	<b>8 249</b>	<b>2 343</b>	<b>10 592</b>
<b>D</b>	<b>電力及燃氣供應 Electricity and gas supply</b>	<b>6 378</b>	<b>1 252</b>	<b>7 630</b>	<b>6 418</b>	<b>1 221</b>	<b>7 639</b>
35	電力及燃氣供應 Electricity and gas supply	6 378	1 252	7 630	6 418	1 221	7 639



表 8 (續) 按行業主類／行業大類及性別劃分的就業人數（公務員除外）  
 Table 8 (cont'd) Number of persons engaged (other than those in the civil service) analysed by industry section / industry division and sex

香港標準 行業分類 2.0 版編碼 HSIC V2.0 code	行業主類／行業大類 Industry section / Industry division	就業人數 No. of persons engaged					
		2013年3月 March 2013			2013年6月 June 2013		
		男性 Male	女性 Female	總計 Total	男性 Male	女性 Female	總計 Total
<b>E</b>	<b>污水處理、廢棄物管理及污染防治服務</b> <b>Sewerage, waste management and remediation services</b>	<b>1 661</b>	<b>1 035</b>	<b>2 696</b>	<b>1 831</b>	<b>1 122</b>	<b>2 953</b>
37	污水處理 Sewerage	162	68	230	48	190	238
38	廢棄物的收集、處理及處置；資源的回收處理 Waste collection, treatment and disposal; materials recovery	1 491	934	2 425	1 754	925	2 679
39	污染防治及其他廢棄物處理服務 Remediation and other waste management services	8	33	41	29	7	36
<b>F</b>	<b>建築地盤（只包括地盤工人）</b> <b>Construction sites (manual workers only)</b>	<b>70 483</b>	<b>7 320</b>	<b>77 803</b>	<b>75 220</b>	<b>7 322</b>	<b>82 542</b>
	<b>公營地盤</b> <b>Public sector sites</b>	<b>34 459</b>	<b>2 444</b>	<b>36 903</b>	<b>35 458</b>	<b>2 718</b>	<b>38 176</b>
	樓宇建築地盤 Building sites	10 877	867	11 744	9 650	1 051	10 701
	土木工程地盤 Civil engineering sites	23 582	1 577	25 159	25 808	1 667	27 475
	<b>私營地盤</b> <b>Private sector sites</b>	<b>36 024</b>	<b>4 876</b>	<b>40 900</b>	<b>39 762</b>	<b>4 604</b>	<b>44 366</b>
	樓宇建築地盤 Building sites	35 036	4 809	39 845	38 689	4 528	43 217
	土木工程地盤 Civil engineering sites	988	67	1 055	1 073	76	1 149
<b>G</b>	<b>進出口貿易、批發及零售<sup>(1)</sup></b> <b>Import/export, wholesale and retail trades</b>	<b>399 446</b>	<b>421 209</b>	<b>820 655</b>	<b>392 665</b>	<b>426 512</b>	<b>819 177</b>
	<b>進出口貿易及批發</b> <b>Import/export trade and wholesale</b>	<b>295 558</b>	<b>262 427</b>	<b>557 985</b>	<b>287 818</b>	<b>266 554</b>	<b>554 372</b>
45	進出口貿易 Import and export trade	256 899	238 319	495 218	250 052	241 677	491 729
46	批發 Wholesale	38 659	24 108	62 767	37 766	24 877	62 643
	<b>零售<sup>(1)</sup></b> <b>Retail</b>	<b>103 888</b>	<b>158 782</b>	<b>262 670</b>	<b>104 847</b>	<b>159 958</b>	<b>264 805</b>
47	零售業 Retail trade	103 888	158 782	262 670	104 847	159 958	264 805
<b>H</b>	<b>運輸、倉庫、郵政及速遞服務<sup>(1)</sup></b> <b>Transportation, storage, postal and courier services</b>	<b>111 509</b>	<b>56 599</b>	<b>168 108</b>	<b>110 365</b>	<b>58 981</b>	<b>169 346</b>
49	陸路運輸 Land transport	38 388	5 671	44 059	37 856	6 450	44 306

**表 8 (續) 按行業主類／行業大類及性別劃分的就業人數（公務員除外）**  
**Table 8 (cont'd) Number of persons engaged (other than those in the civil service) analysed by industry section / industry division and sex**

香港標準 行業分類 2.0 版編碼 HSIC V2.0 code	行業主類／行業大類 Industry section / Industry division	就業人數 No. of persons engaged					
		2013年3月 March 2013			2013年6月 June 2013		
		男性 Male	女性 Female	總計 Total	男性 Male	女性 Female	總計 Total
50	水上運輸 Water transport	6 835	3 947	10 782	6 738	4 394	11 132
51	航空運輸 Air transport	9 617	15 131	24 748	9 542	15 075	24 617
52	貨倉及運輸輔助服務 Warehousing and support services for transportation	47 726	28 468	76 194	47 688	29 223	76 911
53	郵政及遞送服務 Postal and courier services	8 943	3 382	12 325	8 541	3 839	12 380
<b>I</b>	<b>住宿及膳食服務<sup>(1)</sup></b> <b>Accommodation and food services</b>	<b>130 802</b>	<b>144 788</b>	<b>275 590</b>	<b>128 879</b>	<b>147 328</b>	<b>276 207</b>
55	住宿服務 Accommodation services	20 460	17 654	38 114	20 415	17 858	38 273
56	餐飲服務 Food and beverage services	110 342	127 134	237 476	108 464	129 470	237 934
<b>J</b>	<b>資訊及通訊</b> <b>Information and communications</b>	<b>65 133</b>	<b>33 243</b>	<b>98 376</b>	<b>66 793</b>	<b>34 280</b>	<b>101 073</b>
58	出版 Publishing	11 703	9 362	21 065	12 026	9 453	21 479
59	電影、錄像及電視節目製作、錄音及音樂出版 Motion picture, video and television programme production, sound recording and music publishing	9 555	5 897	15 452	9 687	6 207	15 894
60	節目編製及廣播 Programming and broadcasting						
61	電訊 Telecommunications	11 787	6 585	18 372	12 767	6 584	19 351
62	資訊科技服務 Information technology services	29 075	8 955	38 030	29 186	9 696	38 882
63	資訊服務 Information services	3 013	2 444	5 457	3 127	2 340	5 467
<b>K</b>	<b>金融及保險<sup>(1)</sup></b> <b>Financing and insurance</b>	<b>101 418</b>	<b>106 176</b>	<b>207 594</b>	<b>100 866</b>	<b>106 480</b>	<b>207 346</b>
64	金融服務（保險及退休基金除外） Financial services (except insurance and pension funding)	63 078	66 027	129 105	62 664	65 894	128 558
65	保險 Insurance	5 029	8 545	13 574	5 121	8 220	13 341
66	金融保險輔助服務 Services auxiliary to financial and insurance services	33 311	31 604	64 915	33 081	32 366	65 447

表 8 (續) 按行業主類／行業大類及性別劃分的就業人數（公務員除外）  
Table 8 (cont'd) Number of persons engaged (other than those in the civil service) analysed by industry section / industry division and sex

香港標準 行業分類 2.0 版編碼 HSIC V2.0 code	行業主類／行業大類 Industry section / Industry division	就業人數 No. of persons engaged					
		2013年3月 March 2013			2013年6月 June 2013		
		男性 Male	女性 Female	總計 Total	男性 Male	女性 Female	總計 Total
<b>L</b>	<b>地產 Real estate</b>	<b>78 355</b>	<b>48 642</b>	<b>126 997</b>	<b>79 184</b>	<b>47 231</b>	<b>126 415</b>
68	地產 Real estate	78 355	48 642	126 997	79 184	47 231	126 415
<b>M &amp; N</b>	<b>專業及商用服務<sup>(1)</sup> Professional and business services</b>	<b>167 990</b>	<b>173 550</b>	<b>341 540</b>	<b>168 617</b>	<b>175 927</b>	<b>344 544</b>
<b>M</b>	<b>專業、科學及技術服務 Professional, scientific and technical services</b>	<b>85 486</b>	<b>72 448</b>	<b>157 934</b>	<b>85 682</b>	<b>73 182</b>	<b>158 864</b>
69	法律及會計服務 Legal and accounting services	22 715	27 361	50 076	22 031	27 682	49 713
70	總辦事處；管理及管理顧問服務 Activities of head offices; management and management consultancy services	15 895	16 014	31 909	15 983	16 484	32 467
71	建築及工程服務、技術測試及分析 Architecture and engineering services, technical testing and analysis	25 522	13 021	38 543	26 447	12 316	38 763
72	科學研究及發展 Scientific research and development	1 292	594	1 886	1 491	617	2 108
74	廣告及市場研究 Advertising and market research	7 823	6 445	14 268	7 564	6 666	14 230
73	獸醫 Veterinary services	12 239	9 013	21 252	12 166	9 417	21 583
75	其他專業、科學及技術服務 Other professional, scientific and technical services						
<b>N</b>	<b>行政及支援服務<sup>(1)</sup> Administrative and support services</b>	<b>82 504</b>	<b>101 102</b>	<b>183 606</b>	<b>82 935</b>	<b>102 745</b>	<b>185 680</b>
77	租賃服務 Rental and leasing services	1 711	1 096	2 807	1 583	1 286	2 869
78	就業服務 Employment services	7 160	8 868	16 028	7 014	9 147	16 161
79	旅行代理、代訂服務及相關服務 Travel agency, reservation service and related services	6 954	13 155	20 109	7 892	12 250	20 142
80	保安及偵查服務 Security and investigation services	30 273	13 199	43 472	30 587	14 001	44 588
81	建築物及園境護理服務 Services to buildings and landscape care	26 912	53 812	80 724	26 117	55 323	81 440
82	辦公室行政、辦公室支援及其他商業支援服務 Office administrative, office support and other business support services	9 494	10 972	20 466	9 742	10 738	20 480

表 8 (續) 按行業主類／行業大類及性別劃分的就業人數（公務員除外）  
Table 8 (cont'd) Number of persons engaged (other than those in the civil service) analysed by industry section / industry division and sex

香港標準 行業分類 2.0 版編碼 HSIC V2.0 code	行業主類／行業大類 Industry section / Industry division	就業人數 No. of persons engaged					
		2013年3月 March 2013			2013年6月 June 2013		
		男性 Male	女性 Female	總計 Total	男性 Male	女性 Female	總計 Total
<b>P - S</b>	<b>社會及個人服務<sup>(1)</sup></b> <b>Social and personal services</b>	<b>161 295</b>	<b>297 343</b>	<b>458 638</b>	<b>161 842</b>	<b>299 131</b>	<b>460 973</b>
<b>P</b>	<b>教育</b> <b>Education</b>	<b>64 987</b>	<b>111 067</b>	<b>176 054</b>	<b>64 423</b>	<b>112 550</b>	<b>176 973</b>
85	教育 Education	64 987	111 067	176 054	64 423	112 550	176 973
<b>Q</b>	<b>人類保健及社會工作服務<sup>(1)</sup></b> <b>Human health and social work services</b>	<b>39 764</b>	<b>124 165</b>	<b>163 929</b>	<b>40 475</b>	<b>124 399</b>	<b>164 874</b>
86	人類保健服務 Human health services	28 183	76 455	104 638	28 682	77 114	105 796
87	住宿護理服務 Residential care services	3 995	23 849	27 844	3 666	24 286	27 952
88	社會工作服務 Social work services	7 586	23 861	31 447	8 127	22 999	31 126
<b>R</b>	<b>藝術、娛樂及康樂活動<sup>(1)</sup></b> <b>Arts, entertainment and recreation</b>	<b>23 643</b>	<b>20 746</b>	<b>44 389</b>	<b>23 959</b>	<b>20 960</b>	<b>44 919</b>
90	創作及表演藝術活動 Creative and performing arts activities	1 969	1 439	3 408	2 081	1 446	3 527
91	圖書館、檔案保存、博物館及其他文化活動 Libraries, archives, museums and other cultural activities	241	376	617	201	375	576
92	遊樂園及主題樂園 Amusement parks and theme parks	2 993	2 475	5 468	3 219	2 698	5 917
93	體育及其他娛樂服務 Sports and other entertainment services	18 440	16 456	34 896	18 458	16 441	34 899
<b>S</b>	<b>其他服務<sup>(1)</sup></b> <b>Other services</b>	<b>32 901</b>	<b>41 365</b>	<b>74 266</b>	<b>32 985</b>	<b>41 222</b>	<b>74 207</b>
94	會員制組織活動 Activities of membership organisations	4 083	5 643	9 726	4 095	5 617	9 712
95	汽車、電單車、電腦、個人及家庭用品修理 Repair of motor vehicles, motorcycles, computers, personal and household goods	15 375	3 222	18 597	14 912	3 472	18 384
96	其他個人服務 Other personal services	13 443	32 500	45 943	13 978	32 133	46 111
<b>以上行業主類總計<sup>(1)</sup></b> <b>Total of industry sections above</b>		<b>1 358 842</b>	<b>1 330 881</b>	<b>2 689 723</b>	<b>1 357 339</b>	<b>1 344 302</b>	<b>2 701 641</b>

註釋：(1) 數字只涉及有關統計調查所包括的行業，詳情請參閱第 18 頁的「註釋」。

Note: Figures relate only to those industries covered. Please refer to the "Notes" on page 18 for details.

表 9 按行業主類及機構規模劃分的機構單位數目及就業人數（公務員除外）  
Table 9 Number of establishments and persons engaged (other than those in the civil service) analysed by industry section and size of establishment

		2013年6月 June 2013				
香港標準 行業分類 2.0 版編碼 HSIC V2.0 code	行業主類 Industry section	機構規模 (按就業人數劃分) Size of establishment (in terms of number of persons engaged)	機構單位數目 No. of establishments	就業人數 No. of persons engaged		
				男性 Male	女性 Female	總計 Total
<b>B</b>	<b>採礦及採石 Mining and quarrying</b>	1 - 9	0	0	0	0
		10 - 19	0	0	0	0
		20 - 49	2	68	8	76
		<b>小計 Sub-total</b>	<b>2</b>	<b>68</b>	<b>8</b>	<b>76</b>
<b>C</b>	<b>製造 Manufacturing</b>	1 - 9	9 747	18 049	7 986	26 035
		10 - 19	1 091	8 285	6 115	14 400
		20 - 49	508	9 309	5 912	15 221
		50 - 99	131	5 192	3 576	8 768
		100 - 199	74	5 060	4 479	9 539
		200 - 499	45	7 149	5 893	13 042
		500 - 999	7	2 858	2 121	4 979
		≥ 1 000	6	8 689	2 677	11 366
<b>小計 Sub-total</b>	<b>11 609</b>	<b>64 591</b>	<b>38 759</b>	<b>103 350</b>		
<b>D &amp; E</b>	<b>電力和燃氣供應及 廢棄物管理 Electricity and gas supply, and waste management</b>	1 - 9	353	633	478	1 111
		10 - 19	21	212	85	297
		20 - 49	26	483	225	708
		50 - 99	6	314	115	429
		100 - 199	3	224	239	463
		200 - 499	0	0	0	0
		500 - 999	0	0	0	0
		≥ 1 000	3	6 383	1 201	7 584
<b>小計 Sub-total</b>	<b>412</b>	<b>8 249</b>	<b>2 343</b>	<b>10 592</b>		
<b>F</b>	<b>建築地盤 (只包括地盤工人) Construction sites (manual workers only)</b>	1 - 9	498	2 082	160	2 242
		10 - 19	194	2 254	236	2 490
		20 - 49	230	6 612	629	7 241
		50 - 99	143	8 982	928	9 910
		100 - 199	86	11 076	1 106	12 182
		200 - 499	68	19 788	1 806	21 594
		500 - 999	17	10 507	1 418	11 925
		≥ 1 000	11	13 919	1 039	14 958
<b>小計 Sub-total</b>	<b>1 247</b>	<b>75 220</b>	<b>7 322</b>	<b>82 542</b>		
<b>G</b>	<b>進出口貿易、批發及 零售<sup>(1)</sup> Import/export, wholesale and retail trades</b>	1 - 9	165 660	219 208	217 757	436 965
		10 - 19	10 548	61 053	73 251	134 304
		20 - 49	3 943	50 579	59 415	109 994
		50 - 99	828	24 677	31 500	56 177
		100 - 199	278	15 280	20 839	36 119
		200 - 499	98	12 860	13 919	26 779
		500 - 999	22	5 940	7 898	13 838
		≥ 1 000	4	3 068	1 933	5 001
<b>小計 Sub-total</b>	<b>181 381</b>	<b>392 665</b>	<b>426 512</b>	<b>819 177</b>		

表 9 (續) 按行業主類及機構規模劃分的機構單位數目及就業人數 (公務員除外)  
 Table 9 (cont'd) Number of establishments and persons engaged (other than those in the civil service) analysed by industry section and size of establishment

		2013年6月 June 2013				
香港標準 行業分類 2.0 版編碼 HSIC V2.0 code	行業主類 Industry section	機構規模 (按就業人數劃分) Size of establishment (in terms of number of persons engaged)	機構單位數目 No. of establishments	就業人數 No. of persons engaged		
				男性 Male	女性 Female	總計 Total
	<b>進出口貿易及批發</b> <b>Import/export trade and wholesale</b>	1 - 9	105 418	155 854	122 700	278 554
		10 - 19	6 841	42 592	45 146	87 738
		20 - 49	3 146	41 667	45 633	87 300
		50 - 99	655	20 043	24 140	44 183
		100 - 199	192	11 252	13 280	24 532
		200 - 499	64	9 136	8 298	17 434
		500 - 999	15	4 206	5 424	9 630
		≥ 1 000	4	3 068	1 933	5 001
		<b>小計 Sub-total</b>	<b>116 335</b>	<b>287 818</b>	<b>266 554</b>	<b>554 372</b>
	<b>零售<sup>(1)</sup></b> <b>Retail</b>	1 - 9	60 242	63 354	95 057	158 411
		10 - 19	3 707	18 461	28 105	46 566
		20 - 49	797	8 912	13 782	22 694
		50 - 99	173	4 634	7 360	11 994
		100 - 199	86	4 028	7 559	11 587
		200 - 499	34	3 724	5 621	9 345
		500 - 999	7	1 734	2 474	4 208
		<b>小計 Sub-total</b>	<b>65 046</b>	<b>104 847</b>	<b>159 958</b>	<b>264 805</b>
<b>H</b>	<b>運輸、倉庫、郵政及 速遞服務<sup>(1)</sup></b> <b>Transportation, storage, postal and courier services</b>	1 - 9	7 602	14 351	8 270	22 621
		10 - 19	937	7 337	4 404	11 741
		20 - 49	759	13 345	8 265	21 610
		50 - 99	177	6 946	4 953	11 899
		100 - 199	101	8 336	5 804	14 140
		200 - 499	53	10 457	5 341	15 798
		500 - 999	9	3 887	1 756	5 643
		≥ 1 000	14	45 706	20 188	65 894
		<b>小計 Sub-total</b>	<b>9 652</b>	<b>110 365</b>	<b>58 981</b>	<b>169 346</b>
<b>I</b>	<b>住宿及膳食服務<sup>(1)</sup></b> <b>Accommodation and food services</b>	1 - 9	9 821	19 810	24 168	43 978
		10 - 19	3 838	26 224	26 833	53 057
		20 - 49	2 467	34 699	40 360	75 059
		50 - 99	843	23 738	32 100	55 838
		100 - 199	167	8 798	11 577	20 375
		200 - 499	47	8 400	7 272	15 672
		500 - 999	18	7 210	5 018	12 228
		<b>小計 Sub-total</b>	<b>17 201</b>	<b>128 879</b>	<b>147 328</b>	<b>276 207</b>
<b>J</b>	<b>資訊及通訊</b> <b>Information and communications</b>	1 - 9	10 591	17 967	7 529	25 496
		10 - 19	606	5 031	2 912	7 943
		20 - 49	374	6 782	4 045	10 827
		50 - 99	125	5 181	3 214	8 395
		100 - 199	51	4 371	2 772	7 143
		200 - 499	42	8 316	4 857	13 173
		500 - 999	10	4 600	2 310	6 910
		≥ 1 000	8	14 545	6 641	21 186
		<b>小計 Sub-total</b>	<b>11 807</b>	<b>66 793</b>	<b>34 280</b>	<b>101 073</b>

表 9 (續) 按行業主類及機構規模劃分的機構單位數目及就業人數 (公務員除外)  
Table 9 (cont'd) Number of establishments and persons engaged (other than those in the civil service) analysed by industry section and size of establishment

		2013年6月 June 2013				
香港標準 行業分類 2.0 版編碼 HSIC V2.0 code	行業主類 Industry section	機構規模 (按就業人數劃分) Size of establishment (in terms of number of persons engaged)	機構單位數目 No. of establishments	就業人數 No. of persons engaged		
				男性 Male	女性 Female	總計 Total
<b>K</b>	<b>金融及保險<sup>(1)</sup> Financing and insurance</b>	1 - 9	18 885	21 582	19 875	41 457
		10 - 19	1 516	9 646	10 454	20 100
		20 - 49	841	10 150	13 402	23 552
		50 - 99	199	6 591	7 326	13 917
		100 - 199	112	7 565	7 904	15 469
		200 - 499	74	10 470	11 110	21 580
		500 - 999	32	11 264	11 297	22 561
		≥ 1 000	24	23 598	25 112	48 710
	<b>小計 Sub-total</b>	<b>21 683</b>	<b>100 866</b>	<b>106 480</b>	<b>207 346</b>	
<b>L</b>	<b>地產 Real estate</b>	1 - 9	13 399	19 034	14 035	33 069
		10 - 19	962	7 378	4 803	12 181
		20 - 49	454	8 854	4 583	13 437
		50 - 99	142	5 848	3 565	9 413
		100 - 199	61	5 408	3 042	8 450
		200 - 499	27	5 064	2 460	7 524
		500 - 999	13	5 600	3 240	8 840
		≥ 1 000	13	21 998	11 503	33 501
	<b>小計 Sub-total</b>	<b>15 071</b>	<b>79 184</b>	<b>47 231</b>	<b>126 415</b>	
<b>M &amp; N</b>	<b>專業及商用服務<sup>(1)</sup> Professional and business services</b>	1 - 9	38 222	47 080	41 543	88 623
		10 - 19	2 140	12 931	14 433	27 364
		20 - 49	1 028	13 330	16 567	29 897
		50 - 99	292	9 435	10 075	19 510
		100 - 199	146	9 766	9 942	19 708
		200 - 499	100	16 264	14 287	30 551
		500 - 999	48	17 267	15 434	32 701
		≥ 1 000	41	42 544	53 646	96 190
	<b>小計 Sub-total</b>	<b>42 017</b>	<b>168 617</b>	<b>175 927</b>	<b>344 544</b>	
<b>P - S</b>	<b>社會及個人服務<sup>(1)</sup> Social and personal services</b>	1 - 9	37 675	40 538	61 524	102 062
		10 - 19	3 407	11 020	34 364	45 384
		20 - 49	1 904	14 458	41 840	56 298
		50 - 99	900	21 790	43 706	65 496
		100 - 199	228	10 755	17 333	28 088
		200 - 499	53	6 276	8 655	14 931
		500 - 999	7	1 760	2 379	4 139
		≥ 1 000	20	55 245	89 330	144 575
	<b>小計 Sub-total</b>	<b>44 194</b>	<b>161 842</b>	<b>299 131</b>	<b>460 973</b>	
<b>以上行業主類總計<sup>(1)</sup> Total of industry sections above</b>	1 - 9	312 453	420 334	403 325	823 659	
	10 - 19	25 260	151 371	177 890	329 261	
	20 - 49	12 536	168 669	195 251	363 920	
	50 - 99	3 786	118 694	141 058	259 752	
	100 - 199	1 307	86 639	85 037	171 676	
	200 - 499	607	105 044	75 600	180 644	
	500 - 999	183	70 893	52 871	123 764	
	≥ 1 000	144	235 695	213 270	448 965	
	<b>總計 Total</b>	<b>356 276</b>	<b>1 357 339</b>	<b>1 344 302</b>	<b>2 701 641</b>	

註釋：(1) 數字只涉及有關統計調查所包括的行業，詳情請參閱第 18 頁的「註釋」。

Note: Figures relate only to those industries covered. Please refer to the "Notes" on page 18 for details.

表 10 按行業主類及主要職業組別劃分的職位空缺數目（公務員除外）

Table 10 Number of vacancies (other than those in the civil service) analysed by industry section and major occupation group

		主要職業組別							
		Major occupation group							
香港標準 行業分類 2.0 版編碼 HSIC V2.0 code	行業主類 Industry section	經理及行政級人員 Managers and administrators		專業人員 Professionals		輔助專業人員 Associate professionals		文書支援人員 Clerical support workers	
		2013 3月 Mar	2013 6月 Jun	2013 3月 Mar	2013 6月 Jun	2013 3月 Mar	2013 6月 Jun	2013 3月 Mar	2013 6月 Jun
B	採礦及採石 Mining and quarrying	***	***	***	***	***	***	***	***
C	製造 Manufacturing	23	7	63	89	430	219	177	178
D & E	電力和燃氣供應及廢棄物管理 Electricity and gas supply, and waste management	***	***	***	***	***	***	***	***
F	建築地盤（只包括地盤工人） Construction sites (manual workers only)	-	-	-	-	-	-	-	-
G	進出口貿易、批發及零售 <sup>(1)</sup> Import/export, wholesale and retail trades	360	522	802	601	4 015	3 276	2 513	2 659
	進出口貿易及批發 Import/export trade and wholesale	264	346	710	547	3 049	2 683	1 767	1 974
	零售 <sup>(1)</sup> Retail	96	176	92	54	966	593	746	685
H	運輸、倉庫、郵政及速遞服務 <sup>(1)</sup> Transportation, storage, postal and courier services	85	98	215	181	783	789	729	821
I	住宿及膳食服務 <sup>(1)</sup> Accommodation and food services	27	23	6	8	377	345	275	722
J	資訊及通訊 Information and communications	70	111	599	618	924	1 580	414	140
K	金融及保險 <sup>(1)</sup> Financing and insurance	302	424	690	637	2 593	3 121	927	823
L	地產 Real estate	104	26	14	101	1 438	1 225	308	331
M & N	專業及商用服務 <sup>(1)</sup> Professional and business services	176	242	815	815	2 608	2 122	1 255	992
P - S	社會及個人服務 <sup>(1)</sup> Social and personal services	112	243	692	671	5 907	6 320	3 550	2 409
以上行業主類總計 <sup>(1)</sup> Total of industry sections above		1 261	1 700	3 896	3 725	19 082	19 032	10 164	9 089



表 10 (續) 按行業主類及主要職業組別劃分的職位空缺數目 (公務員除外)  
Table 10 (cont'd) Number of vacancies (other than those in the civil service) analysed by industry section and major occupation group

香港標準 行業分類 2.0 版編碼 HSIC V2.0 code	行業主類 Industry section	主要職業組別 Major occupation group									
		服務工作及銷售 人員 Service and sales workers		工藝及有關人員 Craft and related workers		機台及機器操 作員及裝配員 Plant and machine operators and assemblers		非技術工人 Elementary occupations		總計 Total	
		2013 3月 Mar	2013 6月 Jun	2013 3月 Mar	2013 6月 Jun	2013 3月 Mar	2013 6月 Jun	2013 3月 Mar	2013 6月 Jun	2013 3月 Mar	2013 6月 Jun
B	採礦及採石 Mining and quarrying	***	***	***	***	***	***	***	***	***	***
C	製造 Manufacturing	241	455	774	752	318	283	573	697	2 599	2 680
D & E	電力和燃氣供應及廢棄物管理 Electricity and gas supply, and waste management	***	***	***	***	***	***	***	***	***	***
F	建築地盤 (只包括地盤工人) Construction sites (manual workers only)	-	-	617	643	82	55	231	327	930	1 025
G	進出口貿易、批發及零售 <sup>(1)</sup> Import/export, wholesale and retail trades	8 962	8 235	600	884	582	482	2 013	1 582	19 847	18 241
	進出口貿易及批發 Import/export trade and wholesale	2 215	2 470	270	729	527	323	1 641	1 045	10 443	10 117
	零售 <sup>(1)</sup> Retail	6 747	5 765	330	155	55	159	372	537	9 404	8 124
H	運輸、倉庫、郵政及速遞服務 <sup>(1)</sup> Transportation, storage, postal and courier services	240	224	275	317	646	699	642	972	3 615	4 101
I	住宿及膳食服務 <sup>(1)</sup> Accommodation and food services	12 895	9 841	48	110	13	123	1 905	1 798	15 546	12 970
J	資訊及通訊 Information and communications	391	360	205	156	59	34	17	55	2 679	3 054
K	金融及保險 <sup>(1)</sup> Financing and insurance	492	182	0	41	25	4	26	28	5 055	5 260
L	地產 Real estate	111	212	220	91	6	27	1 555	1 510	3 756	3 523
M & N	專業及商用服務 <sup>(1)</sup> Professional and business services	563	1 409	176	111	134	70	2 970	3 408	8 697	9 169
P - S	社會及個人服務 <sup>(1)</sup> Social and personal services	4 558	5 352	882	690	152	158	1 477	1 847	17 330	17 690
以上行業主類總計 <sup>(1)</sup> Total of industry sections above		28 460	26 274	3 829	3 820	2 058	1 961	11 415	12 257	80 165	77 858

註釋：(1) 數字只涉及有關統計調查所包括的行業，詳情請參閱第 18 頁的「註釋」。

Note: Figures relate only to those industries covered. Please refer to the "Notes" on page 18 for details.

**表 11 選定行業主類內經季節性調整及未經調整的就業人數（公務員除外）按 3 個月的變動百分率**  
**Table 11 Percentage change over 3-month period of the seasonally adjusted and seasonally unadjusted statistics of persons engaged (other than those in the civil service) in selected industry sections**

香港標準 行業分類 2.0 版編碼 HSIC 選定行業主類 V2.0 code Selected industry section		按 3 個月的變動百分率 (%)				
		Percentage change over 3-month period (%)				
		2012 6月 Jun	2012 9月 Sep	2012 12月 Dec	2013 3月 Mar	2013 6月 Jun
<b>所有行業主類<sup>(1)</sup></b>						
<b>All industry sections covered</b>						
		<b>經季節性調整</b>				
		<b>Seasonally adjusted</b>				
		<b>+0.7</b>	<b>+0.2</b>	<b>§</b>	<b>+0.9</b>	<b>+0.5</b>
		<b>未經季節性調整</b>				
		<b>Seasonally unadjusted</b>				
		<b>+0.7</b>	<b>+0.1</b>	<b>+0.1</b>	<b>+0.9</b>	<b>+0.4</b>
C	製造 Manufacturing	<b>經季節性調整</b>				
		<b>Seasonally adjusted</b>				
		-0.7	-0.8	-1.8	-0.5	-1.1
		<b>未經季節性調整</b>				
		<b>Seasonally unadjusted</b>				
		-0.3	-0.8	-1.4	-1.2	-0.6
F	建築地盤（只包括地盤工人） Construction sites (manual workers only)	<b>經季節性調整</b>				
		<b>Seasonally adjusted</b>				
		+3.0	+1.2	-1.7	+7.8	+7.2
		<b>未經季節性調整</b>				
		<b>Seasonally unadjusted</b>				
		+1.5	+0.7	-2.3	+10.2	+6.1
G	進出口貿易、批發及零售 <sup>(1)</sup> Import/export, wholesale and retail trades	<b>經季節性調整</b>				
		<b>Seasonally adjusted</b>				
		+0.7	-0.6	§	+0.6	+0.1
		<b>未經季節性調整</b>				
		<b>Seasonally unadjusted</b>				
		+0.5	-0.3	§	+0.7	-0.2
I	住宿及膳食服務 <sup>(1)</sup> Accommodation and food services	<b>經季節性調整</b>				
		<b>Seasonally adjusted</b>				
		+1.2	+1.1	-0.2	+0.3	+0.2
		<b>未經季節性調整</b>				
		<b>Seasonally unadjusted</b>				
		+1.2	+0.5	+0.2	+0.5	+0.2
K - N	金融及保險、地產以及專業及 商用服務 <sup>(1)</sup> Financing and insurance, real estate, and professional and business services	<b>經季節性調整</b>				
		<b>Seasonally adjusted</b>				
		+0.3	+0.5	+0.3	+1.0	+0.3
		<b>未經季節性調整</b>				
		<b>Seasonally unadjusted</b>				
		+0.4	+0.5	+0.4	+0.8	+0.3
P - S	社會及個人服務 <sup>(1)</sup> Social and personal services	<b>經季節性調整</b>				
		<b>Seasonally adjusted</b>				
		+1.5	+0.1	+0.7	+0.8	+0.7
		<b>未經季節性調整</b>				
		<b>Seasonally unadjusted</b>				
		+1.3	§	+0.8	+1.0	+0.5

註釋： 經季節性調整的數列會因應最新數據的趨勢而定期調整。由於部分行業主類沒有明顯的季節性模式，所以並沒有編製有關的數字。  
 Notes: The seasonally adjusted data series are subject to routine revision when more up-to-date figures become available. Seasonally adjusted data series are not compiled for some industry sections as no clear seasonal patterns are found in these sections.

(1) 數字只涉及有關統計調查所包括的行業，詳情請參閱第 18 頁的「註釋」。  
 Figures relate only to those industries covered. Please refer to the "Notes" on page 18 for details.

§ 變動在 ± 0.05% 內。  
 Change within ± 0.05%.

表 12 選定行業主類內經季節性調整及未經調整的職位空缺數目（公務員除外）按 3 個月的變動百分率

Table 12 Percentage change over 3-month period of the seasonally adjusted and seasonally unadjusted statistics of vacancies (other than those in the civil service) in selected industry sections

香港標準 行業分類 2.0 版編碼 HSIC 選定行業主類 V2.0 code Selected industry section		按 3 個月的變動百分率 (%)				
		Percentage change over 3-month period (%)				
		2012 6月 Jun	2012 9月 Sep	2012 12月 Dec	2013 3月 Mar	2013 6月 Jun
所有行業主類 <sup>(1)</sup> All industry sections covered	經季節性調整 Seasonally adjusted	+5.5	-3.7	+6.3	+5.9	+1.2
	未經季節性調整 Seasonally unadjusted	+1.3	-1.9	-6.3	+23.2	-2.9
K - N 金融及保險、地產以及專業及 商用服務 <sup>(1)</sup> Financing and insurance, real estate, and professional and business services	經季節性調整 Seasonally adjusted	+2.9	-3.6	+9.1	-0.5	+2.9
	未經季節性調整 Seasonally unadjusted	+2.6	-4.7	-0.4	+11.1	+2.5
P - S 社會及個人服務 <sup>(1)</sup> Social and personal services	經季節性調整 Seasonally adjusted	+7.8	-11.4	+3.8	+7.1	+8.5
	未經季節性調整 Seasonally unadjusted	+1.1	-10.1	-11.9	+32.6	+2.1

註釋： 經季節性調整的數列會因應最新數據的趨勢而定期調整。由於部分行業主類沒有明顯的季節性模式，所以並沒有編製有關的數字。  
Notes: The seasonally adjusted data series are subject to routine revision when more up-to-date figures become available. Seasonally adjusted data series are not compiled for some industry sections as no clear seasonal patterns are found in these sections.

(1) 數字只涉及有關統計調查所包括的行業，詳情請參閱第 18 頁的「註釋」。  
Figures relate only to those industries covered. Please refer to the “Notes” on page 18 for details.

圖 1 選定行業主類的就業人數

Chart 1 Employment in selected industry sections

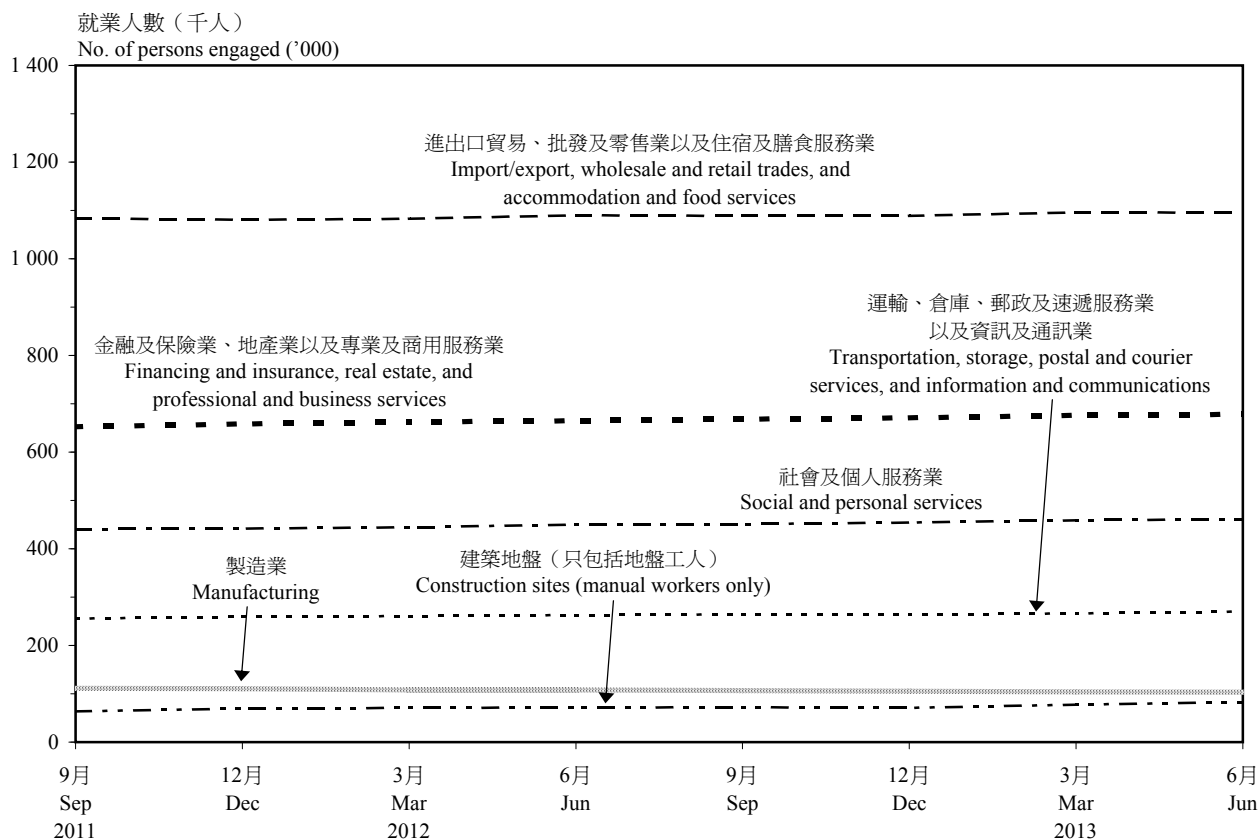


圖 2 選定行業主類的職位空缺數目

Chart 2 Number of vacancies in selected industry sections

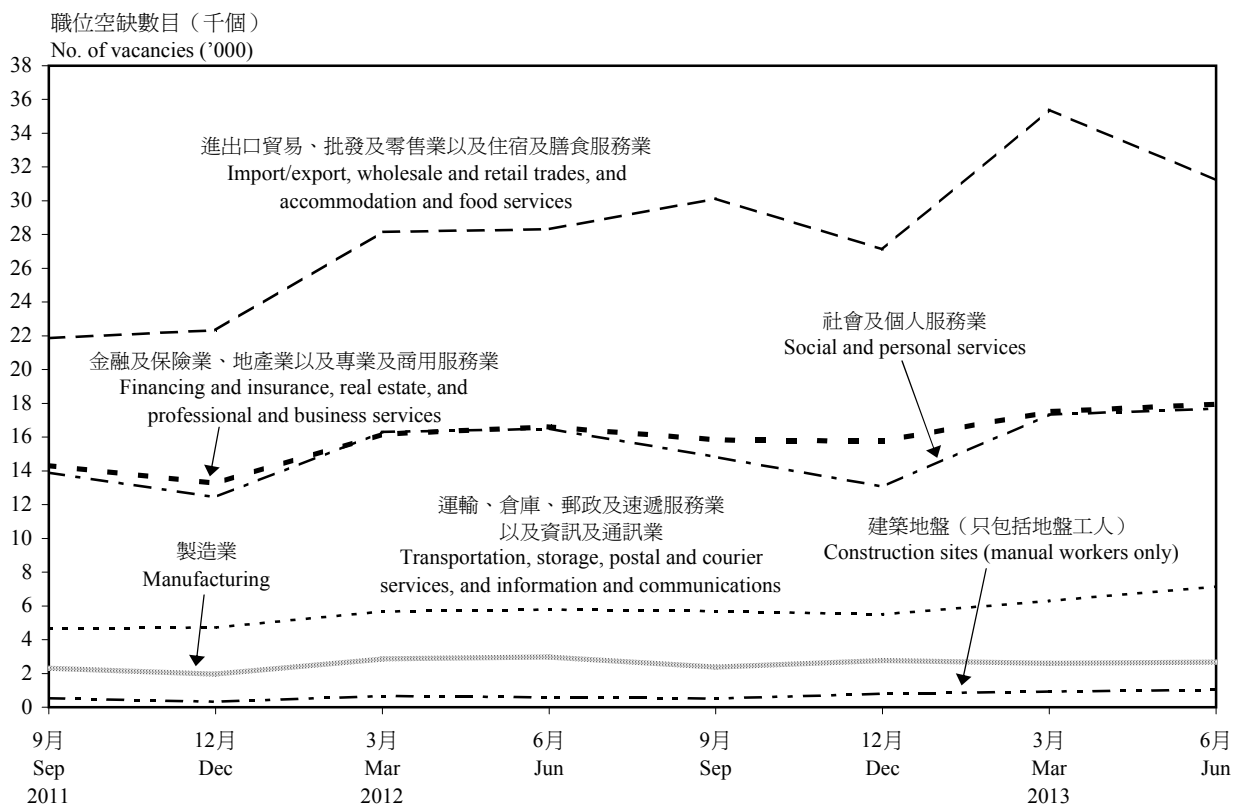


圖 3 製造業的就業人數  
Chart 3 Employment in manufacturing

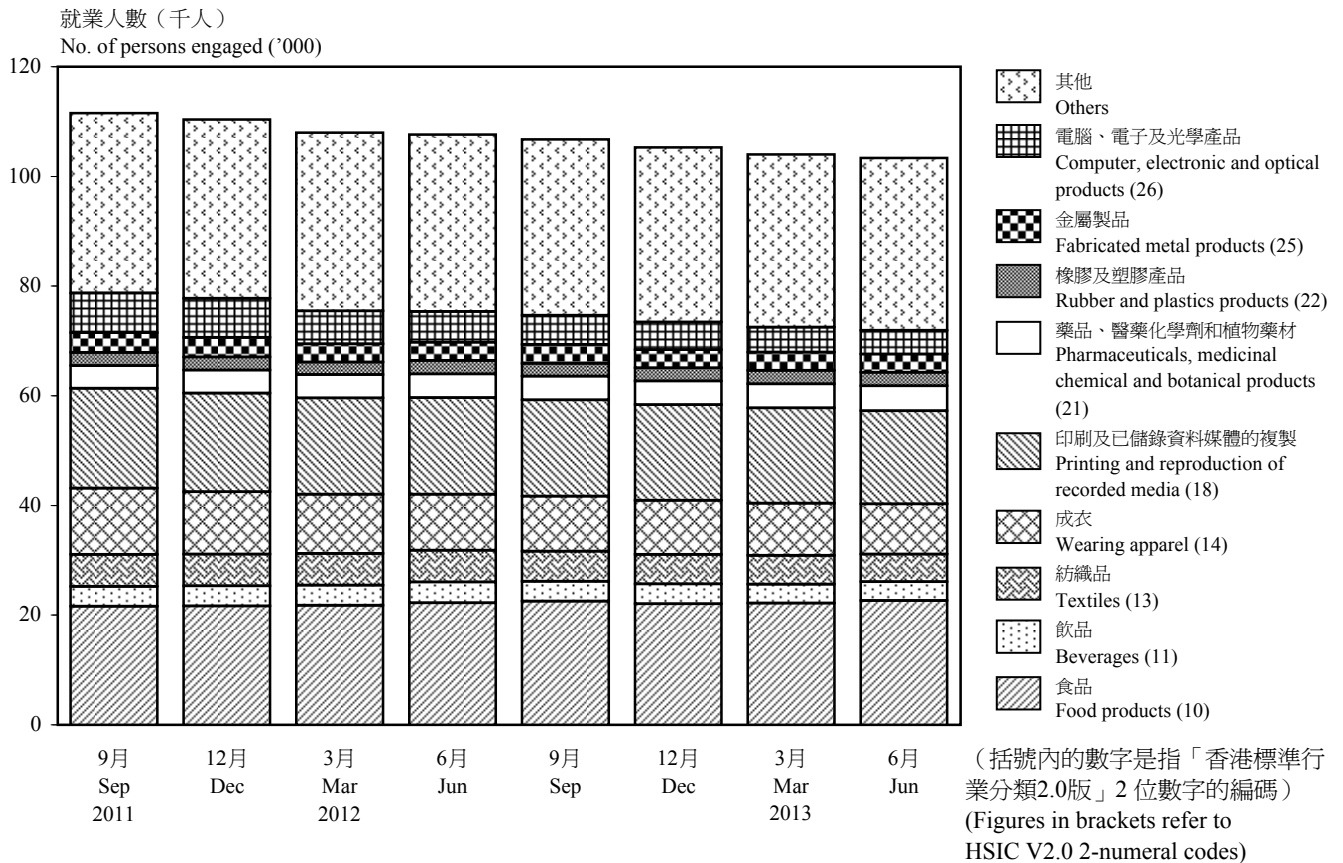


圖 4 建築地盤的工人人數  
Chart 4 Number of manual workers engaged at construction sites

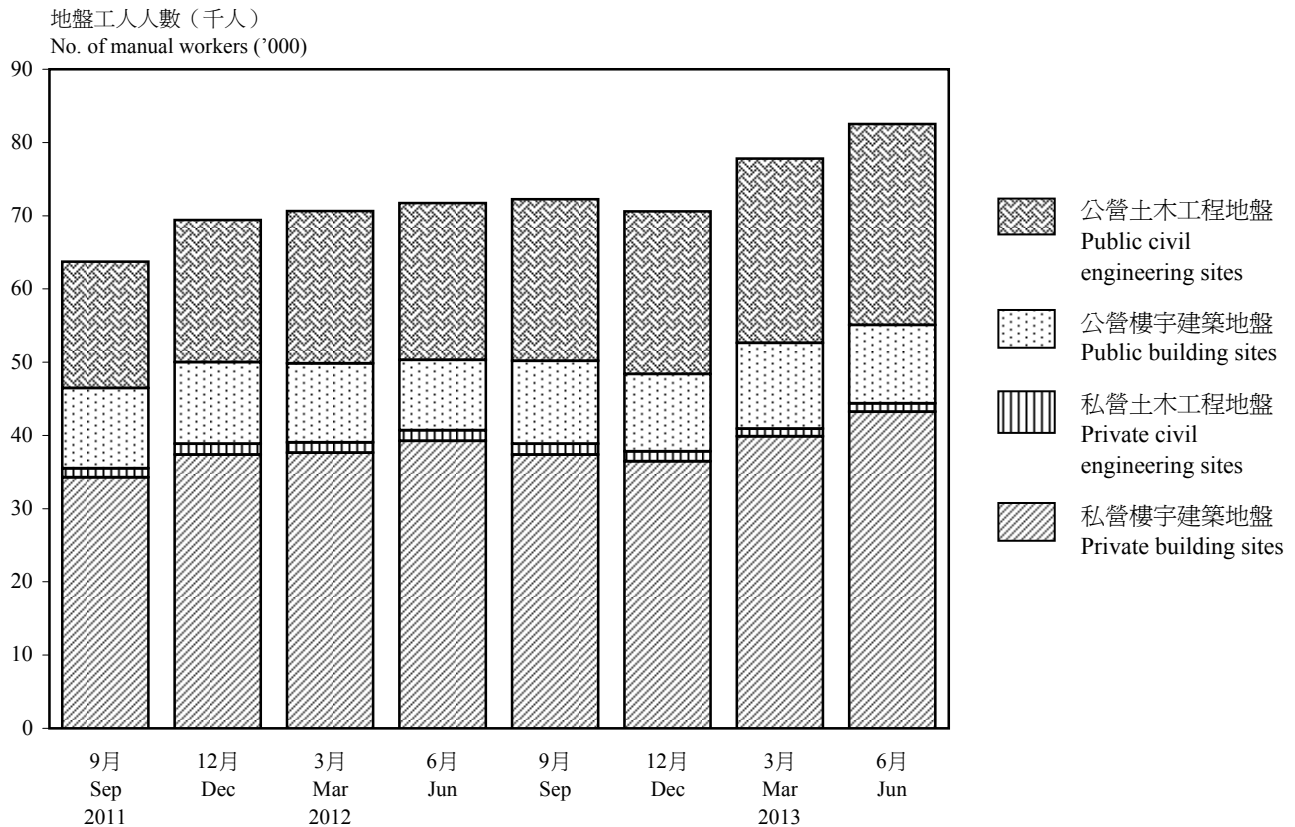


圖 5 進出口貿易、批發及零售業以及住宿及膳食服務業的就業人數  
 Chart 5 Employment in import/export, wholesale and retail trades, and accommodation and food services

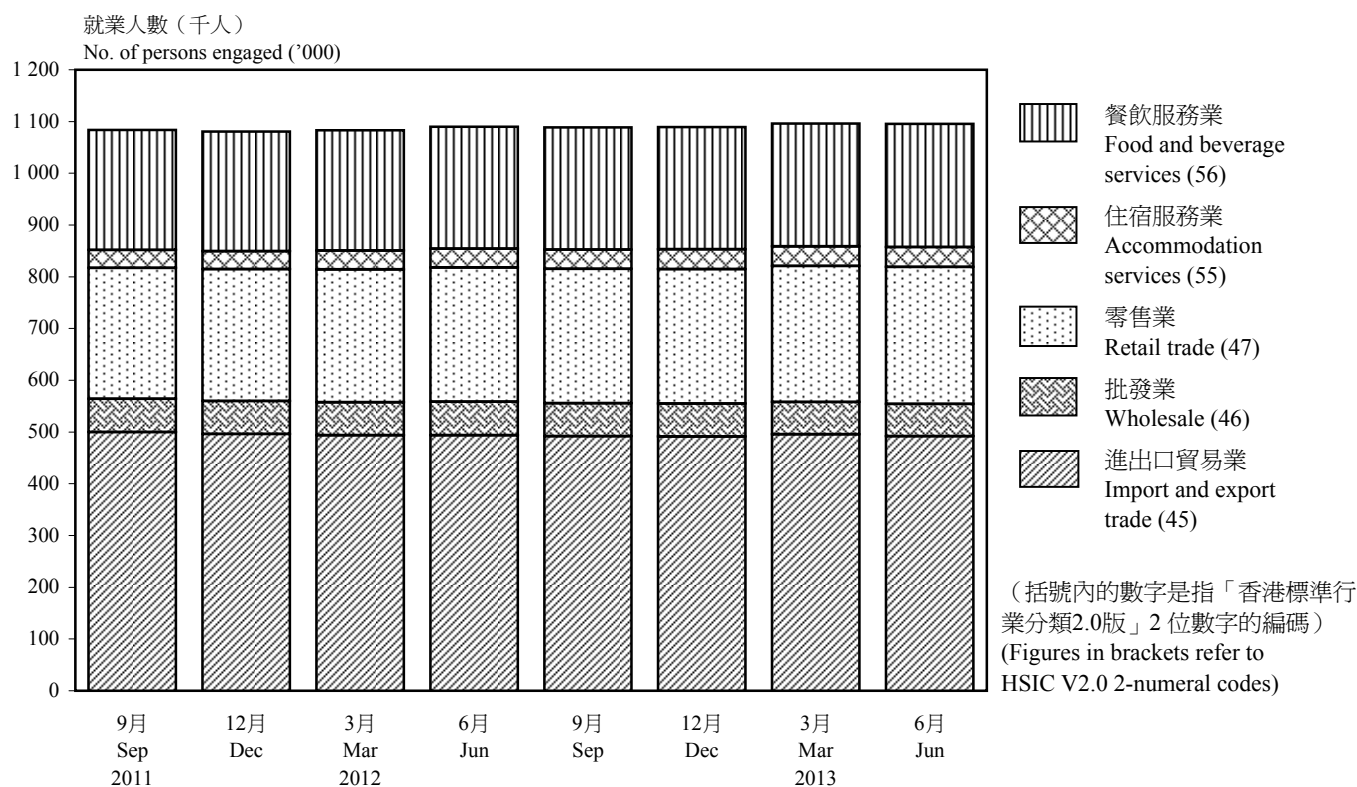


圖 6 金融及保險業、地產業以及專業及商用服務業的就業人數  
 Chart 6 Employment in financing and insurance, real estate, and professional and business services

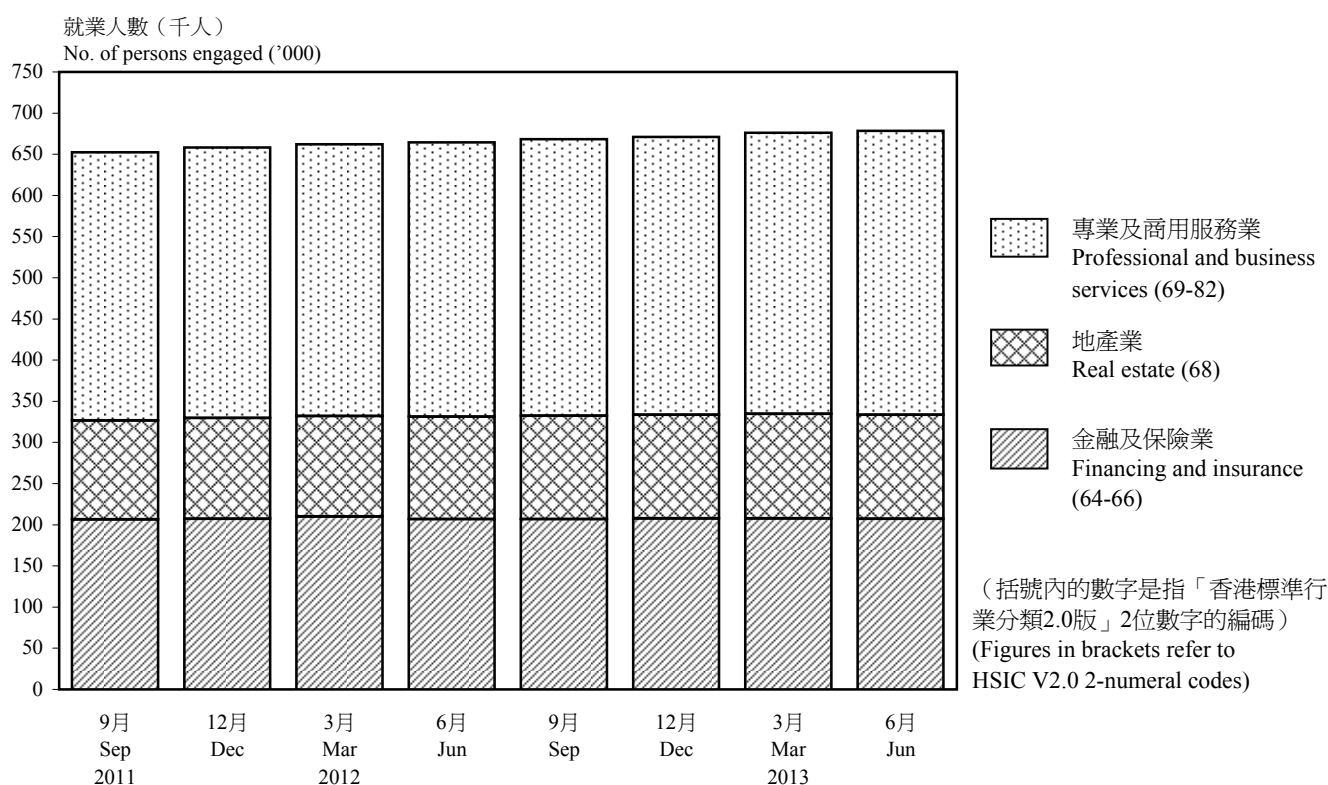


圖 7 經季節性調整及未經調整的就業人數數列（公務員除外）  
 Chart 7 Seasonally adjusted and seasonally unadjusted series of persons engaged (other than those in the civil service)

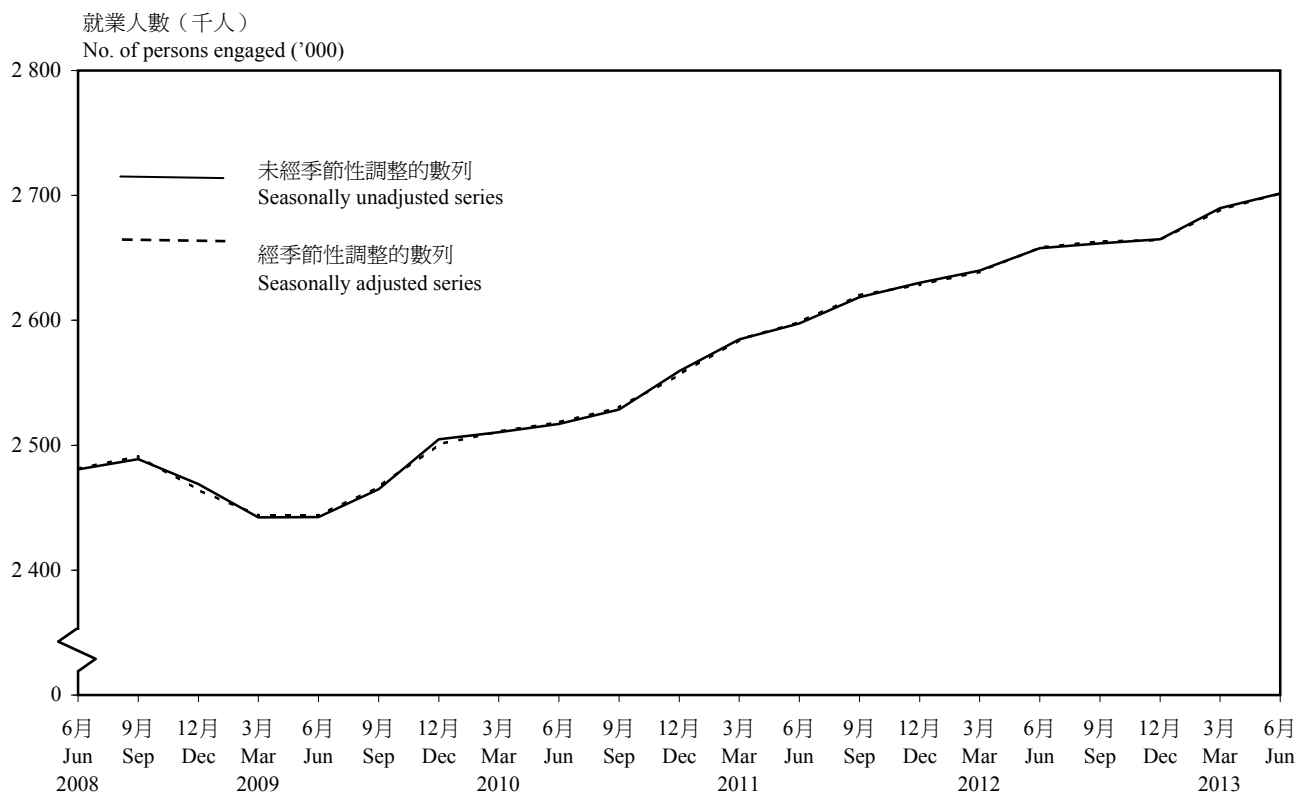
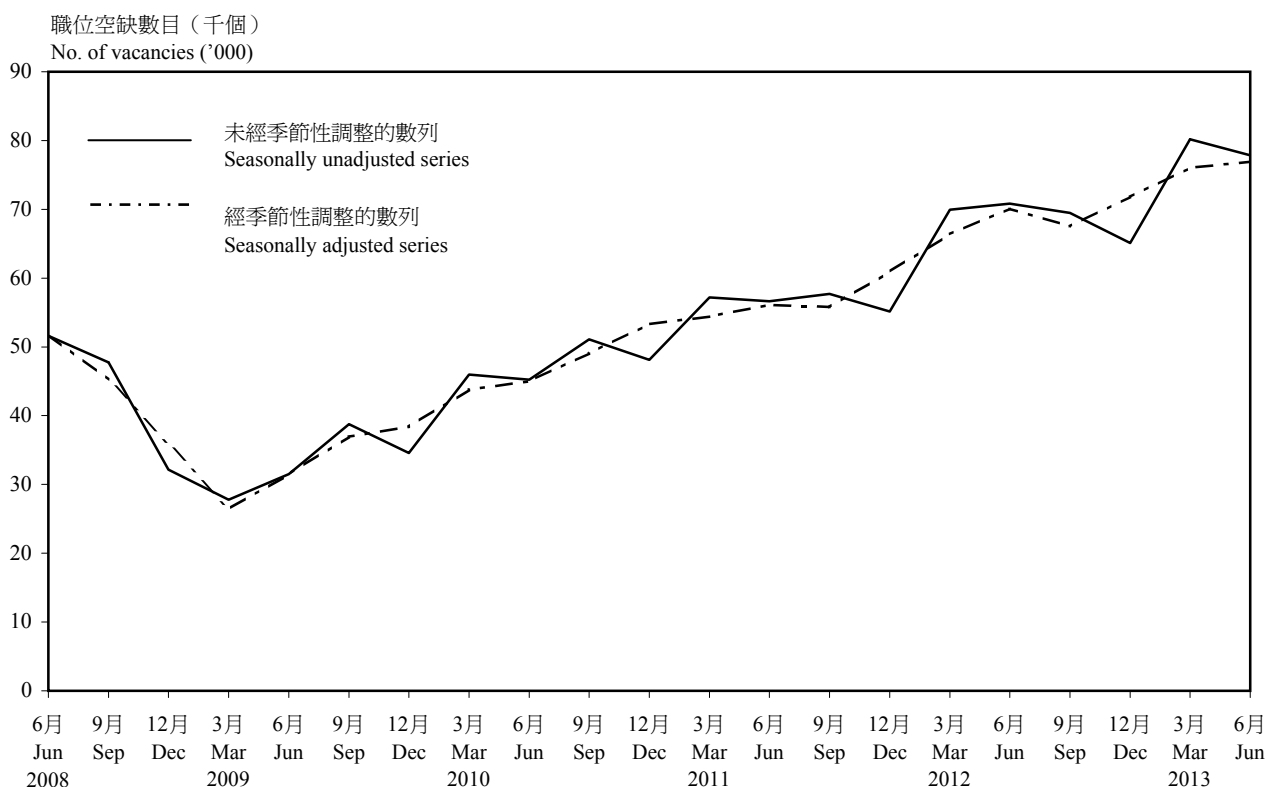


圖 8 經季節性調整及未經調整的職位空缺數列（公務員除外）  
 Chart 8 Seasonally adjusted and seasonally unadjusted series of vacancies (other than those in the civil service)



## IV. 統計方法

### 資料來源

4.1 本報告所發表有關公營及私營機構的就業人數及職位空缺統計數字，以及職位空缺所屬職業組別的資料，主要是經由「僱傭及職位空缺按季統計調查」搜集的資料而編製。此外，亦就特定行業類別進行兩個統計數字搜集項目，以搜集更多有關就業及空缺的資料，包括「建築地盤就業人數按季統計調查」以及有關公務員人數及職位空缺的行政報表。

4.2 「建築地盤就業人數按季統計調查」包括：

- (i) 所有在屋宇署註冊的私營地盤；
- (ii) 建築署、土木工程拓展署、渠務署、機電工程署、路政署、水務署、環境保護署及房屋署轄下的所有公營地盤；及
- (iii) 機場管理局及香港鐵路有限公司轄下的所有地盤。

4.3 然而，新界小型屋宇建造工程及現有建築物的小規模改建、修葺、保養和室內裝修等工程則不包括在內。保養或修葺的定期合約亦不包括在內。

### 抽樣設計

4.4 「僱傭及職位空缺按季統計調查」的抽樣框是以政府統計處備存詳盡的機構單位記錄庫為基礎，並主要根據稅務局商業登記署的資料更新。抽樣框先以行業組別分層，然後在每個行業組別分層內，再以就業人數分層。每個分層所抽取的樣本數目是按所需的精確程度而決定。新近開業的機構單位的補充資料亦同時包括在內。

## IV. Statistical Methodology

### Data source

4.1 Statistics on the number of persons engaged and number of vacancies in both the public and private sectors, as well as information on broad levels of occupation of job vacancies in the private sector, published in this report are compiled based on the data collected mainly through the SEV. Other than the SEV, two industry-specific enquiries are also conducted to augment the employment and vacancies statistics. They are the Site Survey and also the administrative return on number of civil servants and civil service vacancies.

4.2 The Site Survey covers:

- (i) All private sector sites registered with the Buildings Department;
- (ii) All public sector sites under the charge of the Architectural Services Department, Civil Engineering and Development Department, Drainage Services Department, Electrical and Mechanical Services Department, Highways Department, Water Supplies Department, Environmental Protection Department and Housing Department; and
- (iii) Sites under the control of the Airport Authority and the MTR Corporation Limited.

4.3 Construction projects for small houses in the New Territories, and minor alterations, repairs, maintenance and interior decoration of existing buildings are, however, not included. Term maintenance contracts and term contracts for maintenance work or repair are also not included.

### Sample design

4.4 The sampling frame for the SEV is based on a comprehensive register of establishments maintained by the C&SD and updated primarily with reference to records of the Business Registration Office of the Inland Revenue Department. The sampling frame is stratified by industry group and, within each industry group, by employment size. The sample size for each stratum is determined according to a desired level of precision. Supplementary information to cover newly opened establishments is included.



4.5 在2005年12月或之前，「僱傭及職位空缺按季統計調查」將其涵蓋範圍內的所有機構單位分成四個經濟組別：服務業；批發、零售、飲食及酒店業；工業；以及進口與出口貿易業。每季的「僱傭及職位空缺按季統計調查」樣本包括其中一個組別的「加大」樣本及其他三個組別的「標準」樣本。標準樣本的規模足以提供準確的統計數字在本報告發表。在另一方面，加大樣本可用以編製比較詳細的統計數字以便在《就業及空缺統計（詳細統計表）》系列內發表。

4.6 從2006年3月開始，不再設有「加大」樣本，故有些詳細的統計數字不能提供。然而，「僱傭及職位空缺按季統計調查」的抽樣設計已經修訂，以便繼續提供較重要行業的詳細就業及職位空缺的統計數字。

4.7 「建築地盤就業人數按季統計調查」及關於公務員人數及有關職位空缺的行政報表分別包括所有建築地盤及政府決策局／部門。

### **統計調查方法及回應率**

4.8 對於有關公務員的行政報表，公務員人數及有關職位空缺數目都是根據個別政府決策局／部門的定期報表而編製。

4.9 至於「僱傭及職位空缺按季統計調查」，統計資料主要經由郵寄問卷搜集。在每一統計周期開始時，本處會發問卷給被選中的機構單位，請他們於指定日期內填妥問卷，然後以郵寄、傳真或電郵方法寄回本處，又或使用音頻電話，輸入有關資料。對於在指定日期後沒有回覆的機構單位，則會以電話訪問及外勤訪問方式搜集所需資料。

4.10 在2013年6月的統計期，成功訪問的機構單位約23 000間，回應率為90%。

4.5 For December 2005 or before, all establishments in the SEV were grouped under four economic blocks, viz. service sectors; wholesale & retail trades, restaurants & hotels; industrial sectors; and import and export trade. The SEV sample in each quarter consisted of an “enhanced” scale sample for one of the four blocks and a “normal” scale sample for each of the other three blocks. While the normal scale sample could provide sufficiently precise statistics for publication in this report, detailed statistics derived from the enhanced scale sample were compiled for publication in the *Employment and Vacancies Statistics (Detailed Tables)* series.

4.6 Starting from March 2006, there have not been “enhanced” samples and hence some detailed statistics are no longer available. Nevertheless, the SEV sample design has been revised so that employment and vacancies statistics are continued to be made available at detailed levels for the more important industries.

4.7 Construction sites and government bureaux/ departments are covered in full by the Site Survey and the administrative returns on the number of civil servants and civil service vacancies respectively.

### **Survey method and response rate**

4.8 For the administrative return covering the civil service sector, statistics on the number of civil servants and civil service vacancies are compiled based on regular returns submitted by individual government bureaux/ departments.

4.9 For the SEV, data are collected mainly by means of postal enquiry. At the start of a survey cycle, questionnaires are sent to the selected establishments. Respondents are requested to complete and return the questionnaires by post, fax or e-mail, or to enter the required information through a touch tone telephone before a specified date. Telephone interviews and field visits will be made to collect data from outstanding establishments after the specified date of return.

4.10 For the June 2013 round of SEV, some 23 000 establishments were successfully enumerated. The response rate was 90%.

4.11 第4.2(ii)段內地盤的有關數據是經由負責留駐該等地盤的工程師、監工或計劃工程師向有關承建商搜集。地盤工程師及監工在將這些資料交予政府統計處前，均會參考地盤內實際工程進度和已僱用工人人數，從而查證有關數據。

4.12 其他地盤的有關數據則由政府統計處外勤職員搜集。在統計期內，外勤職員以電話訪問或面談方式訪問每一個建築地盤，並會直接與主要承建商或分判承建商聘用的地盤總管搜集所需資料。

4.13 為確保所搜集資料的素質，所有完成的問卷都要經過不同階段的檢定程序。有問題的個案將會由外勤職員覆核。另外亦採用一連串措施，以盡可能避免錯誤。

### **行業資料更新**

4.14 在進行「僱傭及職位空缺按季統計調查」時，亦同時進行有關行業資料更新的工作。這工作主要搜集有關機構單位最新的商業活動資料。所有搜集的資料均用以更新政府統計處備存的機構單位記錄庫，以確保該記錄庫能提供一個較新及較準確的抽樣框作抽樣用途。

### **估計的可靠性**

4.15 「僱傭及職位空缺按季統計調查」的結果受抽樣誤差和非抽樣誤差的影響。本報告書所載的估計是根據一個特定樣本所得的資料編製。以同樣的抽樣方式，可抽選出許多大小相同的可能樣本，而是項統計調查的樣本為眾多樣本的其中之一。由於每次抽選的樣本都會略有不同，因此不同樣本得出的估計亦互有差異。「抽樣誤差」正是計算這些差異的統計量數，可用以量度從一個特定樣本所得的估計，在估算總體數據方面的精確程度。

4.16 由於本報告書所載的大部分估計有抽樣誤差，「零」值的估計，可能是一個小數值的數字，而並非是零。

4.11 Data for the sites given in the paragraph 4.2(ii) are collected through the responsible resident engineers, clerks of works or project engineers of those sites, who obtained the information from the contractors concerned. Before the data are forwarded to the C&SD for processing, they would have been validated by the relevant resident engineers and clerks of works having regard to the actual work progress and the number of workers already employed for these sites.

4.12 Data for the other sites are collected by the field officers of the C&SD. During the survey, field officers collect the required data from each construction site through telephone interviews or personal visits. They would have direct interviews with site agents of the main contractor or sub-contractors to solicit the required information.

4.13 To safeguard the quality of the collected data, completed returns/questionnaires are put through various editing stages and the doubtful cases are verified by field officers. Various measures are adopted to avoid errors as far as practicable.

### **Industry updating**

4.14 Concurrent with the SEV, a regular industry updating exercise is undertaken in order to collect up-to-date information on the business activities of relevant establishments. Findings from the exercise are fed back to the register of establishments maintained by the C&SD to ensure the up-to-dateness and accuracy of the sampling frame.

### **Reliability of the estimates**

4.15 Results of the SEV are subject to sampling error and non-sampling error. The estimates contained in this report are based on information obtained from a particular sample, which is one of a large number of possible samples of the same size that can be selected using the same sample design. By chance, estimates derived from different samples would differ from each other. The 'sampling error' is a measure of these variations and is thus a measure of the precision with which an estimate derived from a particular sample would approximate the population parameter to be measured.

4.16 It should be noted that since most estimates contained in this report are subject to sampling error, a zero figure may mean a non-zero figure of a small magnitude.

## V. 其他參考資料

5.1 政府統計處就業統計及機構記錄組在每季最後一個月份均編製兩本有關就業人數及職位空缺統計數字的報告。其中，本報告刊載經由「僱傭及職位空缺按季統計調查」、「建築地盤就業人數按季統計調查」以及有關公務員人數及職位空缺的行政報表所得各行業主類簡要就業人數及職位空缺的統計資料；而另一本報告，即《建築地盤就業及空缺按季統計報告》，則載列建築地盤內的詳細就業人數及職位空缺的統計資料。

5.2 除了上述各報告所發表的統計數字，政府統計處就業統計及機構記錄組還有根據有關統計調查結果而編製的其他較詳細統計表，供公眾參閱。以下是部分這些詳細統計表的例子：

- (i) 按行業主類（1位字母編碼）及區議會分區劃分的機構單位數目、就業人數及職位空缺數目（公務員除外）。
- (ii) 按行業主類（1位字母編碼）／行業大類（2位數字編碼）及主要職業組別劃分的職位空缺數目（公務員除外）。

5.3 下表簡要說明與本報告統計數字有關的一系列刊物及其資料來源：

### 刊物名稱 Title of publication

《就業及空缺按季統計報告》  
*Quarterly Report of Employment and Vacancies Statistics*

《建築地盤就業及空缺按季統計報告》  
*Quarterly Report of Employment and Vacancies at Construction Sites*

### 出版頻次 Frequency

季刊  
Quarterly

季刊  
Quarterly

### 資料來源 Data sources

「僱傭及職位空缺按季統計調查」、  
「建築地盤就業人數按季統計調查」、  
以及有關公務員人數及職位空缺的行政報表  
Quarterly Survey of Employment and Vacancies, Quarterly Employment Survey of Construction Sites, and administrative return on the number of civil servants and civil service vacancies

「建築地盤就業人數按季統計調查」  
Quarterly Employment Survey of Construction Sites

## V. Further References

5.1 In the ending month of each quarter, employment and vacancies statistics are published in two reports compiled by the Employment Statistics and Central Register of Establishments Section of the C&SD. Apart from this report which contains summary employment and vacancies statistics for all industry sections covered by the SEV, Site Survey, and the administrative return on the number of civil servants and civil service vacancies, another report, viz. the *Quarterly Report of Employment and Vacancies at Construction Sites*, gives more detailed employment and vacancies statistics specifically for the construction sites.

5.2 Other than the statistics published in the above-mentioned reports, more detailed tabulations derived are also available in the Employment Statistics and Central Register of Establishments Section of the C&SD for public reference. A few examples of these detailed tabulations are given below :

- (i) Number of establishments, persons engaged and vacancies (other than those in the civil service) analysed by industry section (1-alphabet code) and District Council district.
- (ii) Number of vacancies (other than those in the civil service) analysed by industry section (1-alphabet code)/industry division (2-numeral code) and major occupation group.

5.3 The following table summarises the list of relevant publications and the data sources in respect of the statistics contained therein :

5.4 其他有關就業及空缺統計數字的查詢，請聯絡政府統計處就業統計及機構記錄組。

地址：香港灣仔港灣道12號  
灣仔政府大樓20樓  
電話：(852) 2582 5076  
圖文傳真：(852) 2827 2296  
電郵：employment@censtatd.gov.hk

5.4 Further enquiries relating to employment and vacancies statistics can be directed to the Employment Statistics and Central Register of Establishments Section of the C&SD.

Address : 20/F, Wanchai Tower, 12 Harbour Road,  
Wan Chai, Hong Kong  
Tel. : (852) 2582 5076  
Fax : (852) 2827 2296  
E-mail : employment@censtatd.gov.hk

《香港標準行業分類1.1版》及《香港標準行業分類2.0版》的高層次分類的概略比較  
Crude conversion between the top level classifications of HSIC Version 1.1 and HSIC Version 2.0

《香港標準行業分類1.1版》 HSIC V1.1		《香港標準行業分類2.0版》 HSIC V2.0	
行業類別 Industry Sector	名稱 Title	行業主類 Industry Section	名稱 Title
1	農業及漁業 Agriculture and fishing	A	農業、林業及漁業 Agriculture, forestry and fishing
2	採礦及採石業 Mining and quarrying	B	採礦及採石 Mining and quarrying
3	製造業 Manufacturing	C	製造 Manufacturing
4	電力、燃氣及水務業 Electricity, gas and water	D	電力及燃氣供應 Electricity and gas supply
		E	自來水供應；污水處理、廢棄物管理及 污染防治活動 Water supply; sewerage, waste management and remediation activities
5	建造業 Construction	F	建造 Construction
6	批發、零售、進出口貿易、飲食及 酒店業 Wholesale, retail and import/export trades, restaurants and hotels	G	進出口貿易、批發及零售業 Import/export, wholesale and retail trades
		I	住宿及膳食服務活動 Accommodation and food service activities
7	運輸、倉庫及通訊業 Transport, storage and communications	H	運輸、倉庫、郵政及速遞服務 Transportation, storage, postal and courier services
		J	資訊及通訊 Information and communications
來自各類別的有關行業 Selected trades of various sectors		K	金融及保險活動 Financial and insurance activities
8	金融、保險、地產及商用服務業 Financing, insurance, real estate and business services	L	地產活動 Real estate activities
		M	專業、科學及技術活動 Professional, scientific and technical activities
		N	行政及支援服務活動 Administrative and support service activities
		O	公共行政 Public administration
9	社區、社會及個人服務業 Community, social and personal services	P	教育 Education
		Q	人類保健及社會工作活動 Human health and social work activities
		R	藝術、娛樂及康樂活動 Arts, entertainment and recreation
		S	其他服務活動 Other service activities
		T	家庭住戶內部工作活動 Work activities within domestic households
		U	享有治外法權的組織及團體活動 Activities of extraterritorial organisations and bodies

不同零售商類別的涵蓋範圍  
Coverage of different types of retail outlets

零售商類別 Type of retail outlet	香港標準行業分類 2.0 版編碼 HSIC V2.0 code
<b>食品、酒類飲品及煙草（超級市場／便利店除外）</b> <b>Food, alcoholic drinks and tobacco (other than supermarkets / convenience stores)</b> 新鮮或急凍魚類及禽畜肉類 Fish, livestock and poultry, fresh or frozen 新鮮蔬果 Fruits and vegetables, fresh 麵包、糕餅、糖果及餅乾 Bread, pastry, confectionery and biscuits 酒類飲品及煙草 Alcoholic drinks and tobacco 其他食品 Other foodstuffs	472104 472105 472101-2 472201, 472300 471103-4, 472103, 472106-8, 472111-4, 472199, 472202, 472299
<b>超級市場／便利店</b> <b>Supermarkets / Convenience stores</b>	471101-2
<b>燃料</b> <b>Fuels</b>	473100, 473200, 473300
<b>衣物、鞋類及有關製品</b> <b>Clothing, footwear and allied products</b> 服裝 Wearing apparel 鞋類、有關製品及其他衣物配件 Footwear, allied products and other clothing accessories <b>耐用消費品</b> <b>Consumer durable goods</b> 汽車及汽車零件 Motor vehicles and parts 電器及攝影器材 Electrical goods and photographic equipment 傢具及固定裝置 Furniture and fixtures 其他未分類耐用消費品 Other consumer durable goods, not elsewhere classified <b>百貨公司</b> <b>Department stores</b> <b>珠寶首飾、鐘錶及名貴禮物</b> <b>Jewellery, watches and clocks, and valuable gifts</b> <b>其他消費品</b> <b>Other consumer goods</b> 書報、文具及禮品 Books, newspapers, stationery and gifts 中藥 Chinese drugs and herbs 眼鏡店 Optical shops 藥物及化妝品 Medicines and cosmetics 其他未分類消費品 Other consumer goods, not elsewhere classified	477102 475101-4, 475199, 477101, 477199 477301-3, 477399 474101, 474200, 475905, 477405 475906 474102-3, 477203, 477407, 477418, 477421-2 471901 477402-3, 477408, 477417 476100, 477416 477201 477404 477202, 477204 471999, 475105-7, 475200, 475300, 475901-4, 475999, 476200, 476300, 476401-3, 477103-4, 477401, 477406, 477411-5, 477499, 477501-2, 477599, 478101-2, 478199, 478201, 478299

## 獲取政府統計處刊物的方法 Means of Obtaining Publications of the Census and Statistics Department

### 網站

用戶可以在政府統計處網站 ([www.censtatd.gov.hk/hkstat/quicklink/index\\_tc.jsp](http://www.censtatd.gov.hk/hkstat/quicklink/index_tc.jsp)) 免費下載統計刊物。

### 政府統計處刊物出版組

政府統計處部分刊物備有印刷版，市民可親臨政府統計處刊物出版組購買刊物的印刷版，並即時提取。該組並設有閱讀區，陳列政府統計處各類刊物的最新期號，供讀者查閱。閱讀區也備有統計處編製的宣傳／教育單張和小冊子，歡迎索閱。

刊物出版組的地址是：  
香港灣仔港灣道 12 號  
灣仔政府大樓 19 樓  
電話：(852) 2582 3025  
圖文傳真：(852) 2827 1708

### 郵購服務

政府統計處部分刊物備有印刷版，於政府新聞處的政府書店網站 ([www.bookstore.gov.hk](http://www.bookstore.gov.hk)) 有售。市民亦可在政府統計處網站 ([www.censtatd.gov.hk/service\\_desk/list/mail/index\\_tc.jsp](http://www.censtatd.gov.hk/service_desk/list/mail/index_tc.jsp)) 下載郵購表格，並將填妥的郵購表格，連同所需費用的支票或匯票寄回辦理。

### Website

Users may download statistical publications free of charge from the Census and Statistics Department (C&SD) Website ([www.censtatd.gov.hk/hkstat/quicklink/index.jsp](http://www.censtatd.gov.hk/hkstat/quicklink/index.jsp)).

### Publications Unit of C&SD

Some publications of C&SD are available in print versions. These print versions are available for purchase and collection on the spot at the Publications Unit of C&SD. The Unit also provides a reading area where users may browse through the latest issue of various publications of the Department on display. Publicity/educational leaflets and pamphlets of the Department are also available for collection.

The address of the Publications Unit is :  
19/F, Wanchai Tower,  
12 Harbour Road, Wan Chai, Hong Kong.  
Tel. : (852) 2582 3025  
Fax : (852) 2827 1708

### Mail order service

Some publications of C&SD are available in print versions and are offered for sale online at the Government Bookstore of the Information Services Department ([www.bookstore.gov.hk](http://www.bookstore.gov.hk)). A mail order form for ordering print versions of publications is also available for downloading on the website of the Department ([www.censtatd.gov.hk/service\\_desk/list/mail/index.jsp](http://www.censtatd.gov.hk/service_desk/list/mail/index.jsp)). Completed form should be sent back together with a cheque or bank draft covering all necessary cost.

# 郵購表格 (只適用於印刷版)

## Mail Order Form (Applicable to print versions only)

致： 香港北角渣華道 333 號  
北角政府合署 6 樓 626 室  
政府新聞處  
刊物銷售小組

電話： (852) 2537 1910  
圖文傳真： (852) 2523 7195

To : Publications Sales Unit  
Information Services Department  
Room 626, 6/F,  
North Point Government Offices,  
333 Java Road, North Point, Hong Kong  
Tel. : (852) 2537 1910  
Fax : (852) 2523 7195

書名 Title	刊期 (年份/季/ 月份或期號) Issue (year/quarter/ month or issue no.)	數量 Quantity	每本售價 (港元) Price per copy (HK\$)	本地郵費 <sup>(1)(2)</sup> (港元) Local <sup>(1)(2)</sup> postage (HK\$)	金額(港元) Amount (HK\$)

本人欲訂購上述刊物。現附上劃線支票（抬頭人「香港特別行政區政府」）編號 \_\_\_\_\_  
港幣 \_\_\_\_\_ 元正。

I wish to order the above publications and enclose a crossed cheque no. \_\_\_\_\_ for HK\$ \_\_\_\_\_  
made payable to **“The Government of the Hong Kong Special Administrative Region”**.

姓名 Name	
地址 Address	
電話 Tel. no.	
日期 Date	

註： (1) 外地的訂戶暫時無須付上支票，所需郵費將於收到訂購表格後另行通知。

Notes : For mailings to addresses outside Hong Kong, please do not send in a cheque now. The required postage will be advised upon receipt of order.

(2) 訂購超過一本相同名稱的年刊或特刊，請向政府新聞處查詢所需的本地郵費（電話：(852) 2537 1910，圖文傳真：(852) 2523 7195）。

For an order of multiple copies of publication with the same title, please consult the Information Services Department about the required local postage (Tel. : (852) 2537 1910, Fax : (852) 2523 7195).

你在表格上所提供的資料，只會用作辦理書刊訂購事宜，不會公開予任何和訂購無關的人士。如你欲查看或更改所填報的資料，請與政府新聞處聯絡。

The information provided will be used for processing your order of publications and will not be disclosed to parties outside the government. You may seek access to or correction of the information by addressing your request to the Information Services Department.