

就業及空缺 按季統計報告 Quarterly Report of Employment and Vacancies Statistics

2014 年 6 月
June 2014



香港特別行政區 政府統計處
Census and Statistics Department
Hong Kong Special Administrative Region

就業及空缺按季統計報告

Quarterly Report of Employment and Vacancies Statistics

2014年6月
June 2014

有關本刊物的查詢，請聯絡：

政府統計處 就業統計及機構記錄組

地址：香港灣仔港灣道12號灣仔政府大樓20樓

電話：(852) 2582 5076 圖文傳真：(852) 2827 2296

電郵：employment@censtatd.gov.hk

Enquiries about this publication can be directed to :

Employment Statistics and Central Register of Establishments Section
Census and Statistics Department

Address : 20/F, Wanchai Tower, 12 Harbour Road, Wan Chai, Hong Kong.

Tel. : (852) 2582 5076 Fax : (852) 2827 2296

E-mail : employment@censtatd.gov.hk

政府統計處網站 Website of the Census and Statistics Department
www.censtatd.gov.hk

2014年9月出版

Published in September 2014

本刊物只備有下載版

This publication is available in download version only

| | | |
|---|---|----|
| I. 引言 | Introduction | 1 |
| II. 統計調查結果摘要 | Summary of Survey Findings | |
| 就業人數 | <i>Employment</i> | 1 |
| 職位空缺 | <i>Vacancies</i> | 3 |
| 經季節性調整的就業人數及職位 空缺數目 | <i>Seasonally adjusted figures of persons engaged and vacancies</i> | 5 |
| III. 統計表 | Statistical Tables | |
| 註釋 | <i>Explanatory notes</i> | 6 |
| 用語及定義 | <i>Terms and definitions</i> | 9 |
| 注意事項 | <i>Notes in reading the tables</i> | 10 |
| 以新行業分類劃分的就業及職位 空缺統計數字的後向估計數列 | <i>Backcasted series of employment and vacancies statistics in new industrial classification</i> | 14 |
| 統計表 | <i>Tables</i> | |
| 表 1 公務員人數及有關職位空缺數目 | Table 1 Number of civil servants and civil service vacancies | 14 |
| 表 2 按行業主類劃分的機構單位數 目、就業人數及職位空缺數 目（公務員除外） | Table 2 Number of establishments, persons engaged and vacancies (other than those in the civil service) analysed by industry section | 15 |
| 表 3 按行業主類／行業大類劃分的就 業人數（公務員除外） | Table 3 Number of persons engaged (other than those in the civil service) analysed by industry section / industry division | 19 |
| 表 4 按行業主類／行業大類劃分的職 位空缺數目（公務員除外） | Table 4 Number of vacancies (other than those in the civil service) analysed by industry section / industry division | 25 |
| 表 5 按行業主類／行業大類劃分的機 構單位數目（政府部門除外） | Table 5 Number of establishments (excluding civil service) analysed by industry section / industry division | 31 |

| | | 頁數 Page |
|----------|--|---------|
| 表 6 | 按選定行業中類／行業小類／行業小分類劃分的機構單位數目、就業人數及職位空缺數目（公務員除外） | 37 |
| Table 6 | Number of establishments, persons engaged and vacancies (other than those in the civil service) analysed by selected industry group / industry class / industry sub-class | |
| 表 7 | 按零售商類別劃分的零售業機構單位數目、就業人數及職位空缺數目（公務員除外） | 45 |
| Table 7 | Number of establishments, persons engaged and vacancies (other than those in the civil service) in the retail trade analysed by type of retail outlet | |
| 表 8 | 按行業主類／行業大類及性別劃分的就業人數（公務員除外） | 47 |
| Table 8 | Number of persons engaged (other than those in the civil service) analysed by industry section / industry division and sex | |
| 表 9 | 按行業主類及機構規模劃分的機構單位數目及就業人數（公務員除外） | 53 |
| Table 9 | Number of establishments and persons engaged (other than those in the civil service) analysed by industry section and size of establishment | |
| 表 10 | 按行業主類及主要職業組別劃分的職位空缺數目（公務員除外） | 56 |
| Table 10 | Number of vacancies (other than those in the civil service) analysed by industry section and major occupation group | |
| 表 11 | 選定行業主類內經季節性調整及未經調整的就業人數（公務員除外）按3個月的變動百分率 | 58 |
| Table 11 | Percentage change over 3-month period of the seasonally adjusted and seasonally unadjusted statistics of persons engaged (other than those in the civil service) in selected industry sections | |
| 表 12 | 選定行業主類內經季節性調整及未經調整的職位空缺數目（公務員除外）按3個月的變動百分率 | 59 |
| Table 12 | Percentage change over 3-month period of the seasonally adjusted and seasonally unadjusted statistics of vacancies (other than those in the civil service) in selected industry sections | |

統計圖

Charts

| | | |
|---------|--|----|
| 圖 1 | 選定行業主類的就業人數 | 60 |
| Chart 1 | Employment in selected industry sections | |
| 圖 2 | 選定行業主類的職位空缺數目 | 60 |
| Chart 2 | Number of vacancies in selected industry sections | |
| 圖 3 | 製造業的就業人數 | 61 |
| Chart 3 | Employment in manufacturing | |
| 圖 4 | 建築地盤的工人人數 | 61 |
| Chart 4 | Number of manual workers engaged at construction sites | |

| | | 頁數 Page |
|--|---|---------|
| 圖 5 進出口貿易、批發及零售業以及住宿及膳食服務業的就業人數 | Chart 5 Employment in import/export, wholesale and retail trades, and accommodation and food services | 62 |
| 圖 6 金融及保險業、地產業以及專業及商用服務業的就業人數 | Chart 6 Employment in financing and insurance, real estate, and professional and business services | 62 |
| 圖 7 經季節性調整及未經調整的就業人數數列（公務員除外） | Chart 7 Seasonally adjusted and seasonally unadjusted series of persons engaged (other than those in the civil service) | 63 |
| 圖 8 經季節性調整及未經調整的職位空缺數列（公務員除外） | Chart 8 Seasonally adjusted and seasonally unadjusted series of vacancies (other than those in the civil service) | 63 |
| IV. 統計方法 | Statistical Methodology | |
| 資料來源 | Data source | 64 |
| 抽樣設計 | Sample design | 64 |
| 統計調查方法及回應率 | Survey method and response rate | 65 |
| 行業資料更新 | Industry updating | 66 |
| 估計的可靠性 | Reliability of the estimates | 66 |
| V. 其他參考資料 | Further References | 67 |
| 附錄甲 《香港標準行業分類1.1版》及《香港標準行業分類2.0版》的高層次分類的概略比較 | Appendix A Crude conversion between the top level classifications of HSIC Version 1.1 and HSIC Version 2.0 | 69 |
| 附錄乙 不同零售商類別的涵蓋範圍 | Appendix B Coverage of different types of retail outlets | 70 |
| 獲取政府統計處刊物的方法 | Means of Obtaining Publications of the Census and Statistics Department | 71 |
| 郵購表格 | Mail Order Form | 72 |

I. 引言

1.1 本報告載列香港各個主要的經濟行業內有關就業人數及職位空缺數目的統計數字。這些數字主要根據政府統計處所進行的「僱傭及職位空缺按季統計調查」及「建築地盤就業人數按季統計調查」的結果而編製，為本港勞工市場提供短期變動的指標。

1.2 由於本報告的統計數字並不包括香港所有行業，因此個別行業主類及總計數字只涉及有關統計調查所包括的行業。有關詳細的行業涵蓋範圍，請參閱本報告第III部分第3.2–3.5段。

1.3 因應政府統計處在2008年10月發表新的「香港標準行業分類2.0版」，「僱傭及職位空缺按季統計調查」已採用該行業分類編製機構單位數目、就業人數及職位空缺數目的統計數字，以取代沿用的「香港標準行業分類1.1版」。由2009年起，本報告內的所有統計數字均按「香港標準行業分類2.0版」編製。

II. 統計調查結果摘要

2.1 本報告內的就業人數，是指上述各統計調查所包括的公營及私營機構（包括建築地盤）所呈報的就業人數，而職位空缺統計數字是指所呈報的職位空缺數目。

就業人數

2.2 在2014年6月就業人數是2 916 988，與上年同期比較上升1.9%。按行業主類劃分的2014年6月就業人數（公務員除外），與2013年6月及2014年3月的數字比較詳列於下表：

I. Introduction

1.1 This report presents statistics on the number of persons engaged and vacancies in major economic sectors in Hong Kong, based mainly on the findings of the Quarterly Survey of Employment and Vacancies (SEV) and the Quarterly Employment Survey of Construction Sites (Site Survey) conducted by the Census and Statistics Department (C&SD). These statistics serve as indicators of short-term changes in the local labour market.

1.2 It should be noted that since the statistics quoted in this report do not cover all the industries in Hong Kong, figures at the industry section level and the total figures relate only to those industries covered in relevant surveys. For details of the industrial coverage, please refer to paragraphs 3.2 – 3.5 in Part III of this report.

1.3 With the release of the new Hong Kong Standard Industrial Classification Version 2.0 (HSIC V2.0) by the C&SD in October 2008, the SEV has been enhanced to adopt the HSIC V2.0 to replace the HSIC Version 1.1 in compiling the statistics on the number of establishments, persons engaged and vacancies starting from 2009. Hence, all the statistics contained in this report are in HSIC V2.0.

II. Summary of Survey Findings

2.1 In this report, *employment* refers to the number of persons engaged as reported by the establishments in the public and private sectors (including construction sites) covered by the above-mentioned surveys, while the statistics on *vacancies* refer to the number of job vacancies thereby reported.

Employment

2.2 Employment stood at 2 916 988 in June 2014, representing a 1.9% increase when compared with a year earlier. A comparison of the employment figures (other than those in the civil service) for June 2014 with those for June 2013 and March 2014, analysed by industry section, is detailed in the following table :

表甲 按行業主類劃分的就業人數（公務員除外）
Table A Number of persons engaged (other than those in the civil service) analysed by industry section

| 香港標準行業分類2.0版 行業主類（編碼及名稱） Industry section of HSIC V2.0 (code and description) | 就業人數 No. of persons engaged (Employment) | | | 變動百分率（%） ⁽²⁾ Percentage change (%) | |
|---|---|---------------------|---------------------|--|--|
| | 2013年6月 Jun 2013 | 2014年3月 Mar 2014 | 2014年6月 Jun 2014 | 2014年6月與 2013年6月比較 Jun 2014 over Jun 2013 | 2014年6月與 2014年3月比較 Jun 2014 over Mar 2014 |
| B 採礦及採石 Mining and quarrying | 76 | 78 | 82 | +7.9 | +5.1 |
| C 製造 Manufacturing | 103 350 | 103 498 | 102 222 | -1.1 | -1.2 (-1.0) |
| D & E 電力和燃氣供應及廢棄物管理 Electricity and gas supply, and waste management | 10 592 | 11 013 | 10 967 | +3.5 | -0.4 |
| F 建築地盤（只包括地盤工人） Construction sites (manual workers only) | 82 542 | 78 570 | 79 734 | -3.4 | +1.5 (+1.1) |
| G 進出口貿易、批發及零售 ⁽¹⁾ Import/export, wholesale and retail trades | 819 177 | 822 915 | 825 997 | +0.8 | +0.4 (+0.4) |
| 進出口貿易及批發 Import/export trade and wholesale | 554 372 | 552 918 | 554 093 | -0.1 | +0.2 |
| 零售 ⁽¹⁾ Retail | 264 805 | 269 997 | 271 904 | +2.7 | +0.7 |
| H 運輸、倉庫、郵政及速遞服務 ⁽¹⁾ Transportation, storage, postal and courier services | 169 346 | 171 721 | 174 547 | +3.1 | +1.6 |
| I 住宿及膳食服務 ⁽¹⁾ Accommodation and food services | 276 207 | 281 230 | 283 154 | +2.5 | +0.7 (+0.6) |
| J 資訊及通訊 Information and communications | 101 073 | 102 865 | 103 517 | +2.4 | +0.6 |
| K 金融及保險 ⁽¹⁾ Financing and insurance | 207 346 | 212 790 | 213 994 | +3.2 | +0.6 |
| L 地產 Real estate | 126 415 | 126 951 | 126 624 | +0.2 | -0.3 |
| M & N 專業及商用服務 ⁽¹⁾ Professional and business services | 344 544 | 353 546 | 353 366 | +2.6 | -0.1 |
| P – S 社會及個人服務 ⁽¹⁾ Social and personal services | 460 973 | 475 565 | 479 987 | +4.1 | +0.9 (+1.0) |
| 以上行業主類總計 ⁽¹⁾ Total of industry sections above | 2 701 641 | 2 740 742 | 2 754 191 | +1.9 | +0.5 (+0.5) |

註釋：(1) 數字只涉及有關統計調查所包括的行業，詳情請參閱第18頁的「註釋」。

Notes: Figures relate only to those industries covered. Please refer to the “Notes” on page 18 for details.

(2) 括號內的數字是經季節性調整後的變動百分率數字（詳細的數據請參閱第58頁表11），有關的數列會因應最新數據的趨勢而定期調整。由於部分行業主類沒有明顯的季節性模式，所以並沒有編製有關的數字。

Figures in brackets denote percentage changes compiled on a seasonally adjusted basis. More details are given in Table 11 on page 58. They are subject to routine revision when more up-to-date figures become available. Seasonally adjusted data series are not compiled for some industry sections as no clear seasonal patterns are found in these sections.

職位空缺

2.3 在2014年6月職位空缺的總數是86 998（包括7 274個公務員職位空缺），與上年同期比較上升2.5%。按行業主類劃分的職位空缺數目（公務員職位空缺除外），與2013年6月及2014年3月的數字比較詳列於下表：

Vacancies

2.3 In June 2014, the total number of vacancies was 86 998 (including 7 274 vacancies in the civil service). It represented an increase of 2.5% when compared with a year earlier. The vacancies figures (other than those in the civil service) broken down by industry section, together with a comparison with the corresponding figures for June 2013 and March 2014, are detailed in the following table :

表乙 按行業主類劃分的職位空缺數目（公務員除外）
Table B Number of vacancies (other than those in the civil service) analysed by industry section

| 香港標準行業分類2.0版 行業主類（編碼及名稱） Industry section of HSIC V2.0 (code and description) | 職位空缺數目 No. of vacancies | | | 變動百分率（%） ⁽²⁾ Percentage change (%) | |
|--|----------------------------|---------------------|---------------------|--|--|
| | 2013年6月 Jun 2013 | 2014年3月 Mar 2014 | 2014年6月 Jun 2014 | 2014年6月與 2013年6月比較 Jun 2014 over Jun 2013 | 2014年6月與 2014年3月比較 Jun 2014 over Mar 2014 |
| B 採礦及採石 Mining and quarrying | *** | *** | *** | *** | *** |
| C 製造 Manufacturing | 2 680 | 3 201 | 3 583 | +33.7 | +11.9 |
| D & E 電力和燃氣供應及廢棄物管理 Electricity and gas supply, and waste management | *** | *** | *** | *** | *** |
| F 建築地盤（只包括地盤工人） [∞] Construction sites (manual workers only) | 1 025 | 1 628 | 1 535 | +49.8 | -5.7 |
| G 進出口貿易、批發及零售 ⁽¹⁾ Import/export, wholesale and retail trades | 18 241 | 18 889 | 16 957 | -7.0 | -10.2 |
| 進出口貿易及批發 Import/export trade and wholesale | 10 117 | 9 208 | 8 152 | -19.4 | -11.5 |
| 零售 ⁽¹⁾ Retail | 8 124 | 9 681 | 8 805 | +8.4 | -9.0 |
| H 運輸、倉庫、郵政及速遞服務 ⁽¹⁾ Transportation, storage, postal and courier services | 4 101 | 4 183 | 4 037 | -1.6 | -3.5 |
| I 住宿及膳食服務 ⁽¹⁾ Accommodation and food services | 12 970 | 17 595 | 15 799 | +21.8 | -10.2 |
| J 資訊及通訊 Information and communications | 3 054 | 2 567 | 2 653 | -13.1 | +3.4 |
| K 金融及保險 ⁽¹⁾ Financing and insurance | 5 260 | 4 095 | 5 004 | -4.9 | +22.2 |
| L 地產 Real estate | 3 523 | 3 962 | 3 851 | +9.3 | -2.8 |
| M & N 專業及商用服務 ⁽¹⁾ Professional and business services | 9 169 | 9 767 | 9 356 | +2.0 | -4.2 |
| P - S 社會及個人服務 ⁽¹⁾ Social and personal services | 17 690 | 11 624 | 16 604 | -6.1 | +42.8 |
| 以上行業主類總計 ⁽¹⁾ Total of industry sections above | 77 858 | 77 788 | 79 724 | +2.4 | +2.5 (+4.8) |

註釋：(1) 數字只涉及有關統計調查所包括的行業，詳情請參閱第18頁的「註釋」。

Notes: Figures relate only to those industries covered. Please refer to the "Notes" on page 18 for details.

(2) 括號內的數字是經季節性調整後的變動百分率數字（詳細的數據請參閱第59頁表12），有關的數列會因應最新數據的趨勢而定期調整。

Figures in brackets denote percentage changes compiled on a seasonally adjusted basis. More details are given in Table 12 on page 59. They are subject to routine revision when more up-to-date figures become available.

*** 為使個別機構單位所提供的資料得以保密，數據不予公布。

Data are not released in order to safeguard confidentiality of information provided by individual establishments.

∞ 請參閱2014年6月號的《建築地盤就業及空缺按季統計報告》內第V部分的「統計調查局限」。

Please refer to "Limitations of the Survey" in Part V of the *Quarterly Report of Employment and Vacancies at Construction Sites, June 2014*.

2.4 在2014年6月的79 724個職位空缺（公務員職位空缺除外）中，大部分屬於四個主要職業組別，即「輔助專業人員」、「文書支援人員」、「服務工作及銷售人員」和「非技術工人」。按主要職業組別劃分的2014年6月職位空缺數目與2013年6月及2014年3月的數字比較詳列於下表：

2.4 Of the 79 724 vacancies (other than those in the civil service) in June 2014, the majority were recorded in four major occupation groups, viz. “associate professionals”, “clerical support workers”, “service and sales workers”, and “elementary occupations”. A comparison of the vacancies figures for June 2014 with those for June 2013 and March 2014, broken down by major occupation group, is detailed in the following table :

表丙 按主要職業組別劃分的職位空缺數目（公務員除外）
Table C Number of vacancies (other than those in the civil service) analysed by major occupation group

| 主要職業組別 Major occupation group | 職位空缺數目 No. of vacancies | | | 變動百分率(%) Percentage change (%) | |
|---|----------------------------|---------------------|---------------------|--|--|
| | 2013年6月 Jun 2013 | 2014年3月 Mar 2014 | 2014年6月 Jun 2014 | 2014年6月與 2013年6月比較 Jun 2014 over Jun 2013 | 2014年6月與 2014年3月比較 Jun 2014 over Mar 2014 |
| 經理及行政級人員 Managers and administrators | 1 700 | 1 242 | 1 048 | -38.4 | -15.6 |
| 專業人員 Professionals | 3 725 | 3 916 | 3 625 | -2.7 | -7.4 |
| 輔助專業人員 Associate professionals | 19 032 | 13 716 | 16 118 | -15.3 | +17.5 |
| 文書支援人員 Clerical support workers | 9 089 | 8 929 | 9 194 | +1.2 | +3.0 |
| 服務工作及銷售人員 Service and sales workers | 26 274 | 30 394 | 27 929 | +6.3 | -8.1 |
| 工藝及有關人員 Craft and related workers | 3 820 | 3 412 | 3 837 | +0.4 | +12.5 |
| 機台及機器操作員及裝配員 Plant and machine operators and assemblers | 1 961 | 2 450 | 2 096 | +6.9 | -14.4 |
| 非技術工人 Elementary occupations | 12 257 | 13 729 | 15 877 | +29.5 | +15.6 |
| 總計 Total | 77 858 | 77 788 | 79 724 | +2.4 | +2.5 |

經季節性調整的就業人數及職位空缺數目

2.5 就業人數及職位空缺數目按3個月的變動會受到季節性因素影響。經季節性調整後的數列，才可進行較有意義的分析。按新的「香港標準行業分類2.0版」編製經季節性調整的就業人數和職位空缺數目的數列，可追溯至2000年3月。表11及表12分別載列選定行業主類內經季節性調整的就業人數及職位空缺數字按3個月的變動百分率。

2.6 經季節性調整後，2014年6月統計調查所涵蓋行業主類的就業人數及職位空缺數目為2 752 655人及77 581個，較2014年3月分別上升0.5%及4.8%。由去年同期起經季節性調整的就業人數和職位空缺數目及其按3個月的變動百分率載列於下表：

Seasonally adjusted figures of persons engaged and vacancies

2.5 Changes in the number of persons engaged and vacancies over a 3-month period are affected by seasonal factors. More meaningful analysis of such changes can be conducted by using seasonally adjusted figures. The seasonally adjusted data series for persons engaged and vacancies in HSIC V2.0 can be dated back to March 2000. Percentage changes of the seasonally adjusted employment and vacancies figures over the 3-month period in selected industry sections are shown in Table 11 and Table 12 respectively.

2.6 The seasonally adjusted employment and vacancies figures for all the industry sections surveyed in June 2014 were 2 752 655 and 77 581, showing increases of 0.5% and 4.8% respectively over March 2014. The seasonally adjusted figures of persons engaged and vacancies since the same period of last year and their 3-month percentage changes are given in the table below :

表D 經季節性調整的就業人數及職位空缺數目按3個月的變動（公務員除外）
Table D Changes over 3-month period of the seasonally adjusted figures of persons engaged and vacancies (other than those in the civil service)

| 年 Year | 月 Month | 就業人數 ⁽¹⁾ Persons engaged | | | | 職位空缺數目 ⁽¹⁾ Vacancies | | | |
|-----------|------------|--|--|---|--------------------------------------|--|--|---|--------------------------------------|
| | | 未經季節性 調整的數字 Seasonally unadjusted figure | 經季節性 調整的數字 ⁽²⁾ Seasonally adjusted figure | 按3個月的變動百分率(%) Percentage change over 3-month period (%) | | 未經季節性 調整的數字 Seasonally unadjusted figure | 經季節性 調整的數字 ⁽²⁾ Seasonally adjusted figure | 按3個月的變動百分率(%) Percentage change over 3-month period (%) | |
| | | | | 未經季節性 調整 Seasonally unadjusted | 經季節性 調整 Seasonally adjusted | | | 未經季節性 調整 Seasonally unadjusted | 經季節性 調整 Seasonally adjusted |
| 2013 | 6 | 2 701 641 | 2 700 782 | +0.4 | +0.4 | 77 858 | 75 948 | -2.9 | -0.4 |
| | 9 | 2 706 461 | 2 709 333 | +0.2 | +0.3 | 78 299 | 77 777 | +0.6 | +2.4 |
| | 12 | 2 727 884 | 2 727 165 | +0.8 | +0.7 | 72 382 | 78 974 | -7.6 | +1.5 |
| 2014 | 3 | 2 740 742 | 2 739 739 | +0.5 | +0.5 | 77 788 | 74 021 | +7.5 | -6.3 |
| | 6 | 2 754 191 | 2 752 655 | +0.5 | +0.5 | 79 724 | 77 581 | +2.5 | +4.8 |

註釋：(1) 數字只涉及有關統計調查所包括的行業，詳情請參閱第18頁的「註釋」。

Notes: Figures relate only to those industries covered. Please refer to the "Notes" on page 18 for details.

(2) 經季節性調整的數列會因應最新數據的趨勢而定期調整。

The seasonally adjusted data series are subject to routine revision when more up-to-date figures become available.

III. 統計表

註釋

3.1 本報告所發表的按行業分類統計數字是以「香港標準行業分類2.0版」為依據，這分類以聯合國的《所有經濟活動的國際標準行業分類修訂本第4版》（國際標準行業分類）為基礎，因應本地經濟的行業結構而釐定。「香港標準行業分類2.0版」的架構有五個層次，每層次的名稱如下：

香港標準行業

| 分類 2.0 版層次 | 編碼 | 名稱 |
|------------|------|-------|
| 第一層 | 1位字母 | 行業主類 |
| 第二層 | 2位數字 | 行業大類 |
| 第三層 | 3位數字 | 行業中類 |
| 第四層 | 4位數字 | 行業小類 |
| 第五層 | 6位數字 | 行業小分類 |

在1991年3月以前所發表的就業人數及職位空缺統計數字，是以「國際標準行業分類」修訂版分類。1991年3月至2008年12月期間，有關統計數字是以「香港標準行業分類」（於2001年修訂為1.1版）3位數字及選定4/6位數字的行業分類發表。由2009年3月起，這些統計數字則以「香港標準行業分類2.0版」2位數字及選定3/4/6位數字發表。使用數據時必須注意，由於個別行業涵蓋範圍的差異，在某些情況下，按上述四個不同行業分類而編製的就業人數及職位空缺統計數字，並不能直接作比較。就「香港標準行業分類2.0版」與「香港標準行業分類1.1版」所分別編製的統計數字作比較，可參閱政府統計處網站內的《「香港標準行業分類2.0版」與「香港標準行業分類1.1版」的對照》，網址為：www.statistics.gov.hk/pub/B2XX00182008XXXXB0800.pdf。

III. Statistical Tables

Explanatory notes

3.1 The industry breakdowns of statistics shown in this report are based on the HSIC V2.0, which is modelled on the United Nations' *International Standard Industrial Classification of All Economic Activities Revision 4* (ISIC Rev. 4), with adaptation for the industrial structure of the local economy. The HSIC V2.0 adopts a hierarchical structure with five different levels labelled as follows:

| HSIC V2.0 level | Codes | Description |
|-----------------|------------|--------------------|
| 1st | 1-alphabet | Industry section |
| 2nd | 2-numeral | Industry division |
| 3rd | 3-numeral | Industry group |
| 4th | 4-numeral | Industry class |
| 5th | 6-numeral | Industry sub-class |

Prior to March 1991, breakdowns of employment and vacancies statistics by industry were published according to an adapted version of ISIC. During March 1991 to December 2008, such statistics were published at 3-digit and selected 4/6-digit levels in HSIC (revised and renamed as Version 1.1 since 2001). Since March 2009, these statistics have been published at 2-numeral and selected 3/4/6-numeral code levels of HSIC V2.0. It should be noted that on some occasions, breakdowns of employment and vacancies statistics under the above-mentioned four industrial classifications are not strictly comparable due to the changes in coverage of individual industries. For comparison of statistics under HSIC V2.0 against those under HSIC Version 1.1, users may refer to the publication *Concordances between Hong Kong Standard Industrial Classification Version 2.0 (HSIC V2.0) and Hong Kong Standard Industrial Classification Version 1.1 (HSIC V1.1)* on the C&SD Website at www.statistics.gov.hk/pub/B2XX00182008XXXXB0800.pdf.

3.2 本報告所載列的統計數字主要是根據政府統計處所進行的「僱傭及職位空缺按季統計調查」及「建築地盤就業人數按季統計調查」的結果而編製。這些統計數字的範圍包括下列不同行業主類內大部分主要經濟活動：

行業主類 名稱

| | |
|-------|----------------------|
| B | 採礦及採石 |
| C | 製造 |
| D及E | 電力和燃氣供應及廢棄物管理 |
| F | 建造（只包括建築地盤） |
| G | 進出口貿易、批發及零售 |
| H | 運輸、倉庫、郵政及速遞服務 |
| I | 住宿及膳食服務 |
| J | 資訊及通訊 |
| K | 金融及保險 |
| L | 地產 |
| M及N | 專業及商用服務 |
| P – S | 社會及個人服務 [▽] |

3.3 有關統計調查主要不包括以下行業主類內的經濟活動：

行業主類 不包括的經濟活動

| | |
|-------|-------------------------------|
| A | 農業、林業及漁業（整個行業主類） |
| F | 建造（建築地盤除外） |
| G | 小販及零售攤檔（街市攤檔除外） |
| H | 的士、公共小巴，以及部分貨車及港內水上貨運服務 |
| K | 貨幣管理機構及非持有商業登記的自僱保險代理 |
| M及N | 康樂及運動用品租賃 |
| O | 公共行政（整個行業主類） |
| P – S | 宗教組織、作家及其他獨立藝術工作者，以及部分社會及個人服務 |
| T | 家庭住戶內部工作活動（整個行業主類） |
| U | 享有治外法權的組織及團體活動（整個行業主類） |

▽ 不包括行業主類T「家庭住戶內部工作活動」及U「享有治外法權的組織及團體活動」。

3.2 Statistics presented in this report are compiled mainly from the results of the SEV and the Site Survey conducted by the C&SD. These statistics cover most of the major economic activities in different industry sections listed below :

Industry

| <u>section</u> | <u>Description</u> |
|----------------|--|
| B | Mining and quarrying |
| C | Manufacturing |
| D & E | Electricity and gas supply, and waste management |
| F | Construction (sites only) |
| G | Import/export, wholesale and retail trades |
| H | Transportation, storage, postal and courier services |
| I | Accommodation and food services |
| J | Information and communications |
| K | Financing and insurance |
| L | Real estate |
| M & N | Professional and business services |
| P – S | Social and personal services [▽] |

3.3 The relevant surveys mainly do not cover the economic activities in the following industry sections :

Industry

| <u>section</u> | <u>Economic activities not covered</u> |
|----------------|---|
| A | Agriculture, forestry and fishing (entire industry section) |
| F | Construction (other than construction sites) |
| G | Hawkers and retail pitches (other than market stalls) |
| H | Taxis, public light buses, and part of goods vehicles and inland freight water transport |
| K | Monetary authorities and self-employed insurance agents with no business registration |
| M & N | Renting and leasing of recreational and sports goods |
| O | Public administration (entire industry section) |
| P – S | Religious organisations, authors and other independent artists, and some social and personal services |
| T | Work activities within domestic households (entire industry section) |
| U | Activities of extraterritorial organisations and bodies (entire industry section) |

▽ Excluding industry sections T “Work activities within domestic households” & U “Activities of extraterritorial organisations and bodies”.

3.4 由於有關統計調查未能全面包括某些行業主類（「香港標準行業分類2.0版」行業主類中的F、G、H、K、M、N及P-S主類）當中所有行業，因此本報告內有關這些行業主類及總計的數字並不代表這些行業主類及整個勞工市場的全面情況。分析這些數字時應謹記此點。

3.5 由於行業分類的改變，「僱傭及職位空缺按季統計調查」在採用「香港標準行業分類2.0版」後，可能不再包括一些原先根據「香港標準行業分類1.1版」的選定行業所涵蓋的機構單位，而亦可能包括原先並未涵蓋的機構單位。有關統計調查涵蓋範圍的轉變，請參閱附錄甲。有關個別行業的詳細涵蓋範圍，請參閱《香港標準行業分類2.0版》。

3.6 本報告的機構單位數目是指在統計日期從事經濟活動並有一人或以上就業人士的經濟單位。就業人數及職位空缺數目統計數字是指3月、6月、9月及12月底的情況。

3.7 本報告所發表的統計數字，是根據在《普查及統計條例》監管下進行的統計調查所搜集的資料而編製。根據《普查及統計條例》的規定，除個別機構單位的名稱、地址、業務類別及僱員人數等四項資料可提供給公眾人士參考外，政府統計處對被訪者所提供的個別機構單位資料將予以絕對保密。這條例更要求政府統計處不能發表可引致個別單位資料被推算出來的有關整體統計數字（例如對於只有很少機構單位的細行業，透露其總體統計數字可能令其中個別機構單位的情況給推算出來）。在這情況下，有關數據通常會合併為較大的整體資料才發表，從而避免個別機構單位的資料給推算出來。在某些情況下，這些統計數據更可能不會向外公布。

3.8 本報告中的所有統計表都採用下列簡寫和符號：

- 不適用

3.4 Owing to the incomplete survey coverage in respect of some industry sections (namely, industry sections F, G, H, K, M, N and P-S under HSIC V2.0), figures for them and the total figures in this report are not meant to represent the overall situation of these industry sections and the entire labour market respectively. This should be borne in mind when interpreting the respective figures.

3.5 It should be noted that some establishments in selected industries originally covered in SEV under HSIC Version 1.1 may not be included in the SEV due to the change in industrial classification, and vice versa after the implementation of HSIC V2.0. For major changes in the coverage of SEV, please refer to Appendix A. For details of the coverage of individual industries, please refer to the publication *Hong Kong Standard Industrial Classification Version 2.0*.

3.6 Statistics on the number of establishments in this report refer to those undertakings which carry out economic activities and have one or more persons engaged as at the survey reference date. Statistics on the number of persons engaged and vacancies refer to the situation at the end of March, June, September and December.

3.7 Statistics published in this report are based on the information collected in surveys which are governed by the Census and Statistics Ordinance. The Ordinance requires the C&SD to safeguard the confidentiality of information supplied by respondents in respect of individual establishments, with the exception of four data items, viz. the name, address, type of business and number of employees of individual establishments, which can be provided to the general public. Application of the Ordinance goes further to require the C&SD not to disseminate aggregate statistics where information on individual entities can be deduced through reasonable means (e.g. statistical data in regard to a small industry with very few establishments, if released, may enable the particulars about a certain establishment to be deduced). In such cases, relevant items of data are normally merged into a more aggregate form for release so that such deduction cannot be made. On some occasions, the piece of statistical data in question may have to be suppressed from release.

3.8 The following abbreviations and symbols are used in the tables throughout this report :

- not applicable

*** 為使個別機構單位所提供的資料得以保密，數據不予公布

*** data not released in order to safeguard confidentiality of information provided by individual establishments

n.e.c. not elsewhere classified

用語及定義

Terms and definitions

3.9 在一般行業主類中，「僱傭及職位空缺按季統計調查」的訪問對象是機構單位。**機構單位**[△]是指在單一擁有權或控制權下，在單一地點從事一種或主要從事一種經濟活動的經濟單位，例如個別工廠、工場、零售店或辦公室。至於公務員類別，則是以**政府決策局／部門**為統計單位。「**建築地盤就業人數按季統計調查**」以**建築地盤**為訪問單位。**建築地盤**是指一個劃定的地點，而在該地點內正在進行一個或多個階段的建造工程。

3.9 For the industry sections covered by the SEV, the unit of enquiry is an establishment. An *establishment*[△] is defined as an economic unit which engages, under a single ownership or control, in one or predominantly one kind of economic activity at a single physical location, e.g. an individual factory, workshop, retail shop or office. For the civil service, the unit of enquiry is a *government bureau/department*. For the Site Survey, the unit of enquiry is a construction site. A *construction site* is defined as a demarcated locality where one or more stages of construction work are being carried on.

3.10 就一般的機構單位而言，**就業人數**（公務員除外）包括：

3.10 For establishments outside the civil service, *persons engaged* include :

(i) 於統計日期工作最少1小時及經常參與機構單位業務的東主、合夥人，以及與東主或合夥人有親屬關係並在機構單位工作而無正薪的人士；

(i) individual proprietors, partners and persons having family ties with any of the proprietors or partners and working in the establishment without regular pay, who are actively engaged in the work of the establishment for at least 1 hour on the survey reference date;

(ii) 於統計日期向機構單位直接支取薪酬的全職受薪僱員，以及有限公司的在職董事，其中包括長期或臨時聘用的，無論這些僱員正在本港或其他地方工作或暫時缺勤（即正在放病假、分娩假、年假、事假的工人及罷工者）；以及

(ii) full-time salaried personnel/employees directly paid by the establishment and working directors of limited companies, both permanent and temporary, who are either at work (whether or not in Hong Kong) or temporarily absent from work (viz. those on sick leave, maternity leave, annual vacation or casual leave, and on strike) on the survey reference date; and

(iii) 在統計日期工作最少1小時的兼職僱員，以及夜班或通宵班的僱員。

(iii) part-time employees and employees on night/irregular shifts working for at least 1 hour on the survey reference date.

3.11 **公務員**是指在統計日期，按公務員聘用條件受僱的人員。廉政公署人員、司法人員、駐香港以外地區的香港經濟貿易辦事處在當地聘請的人員，以及其他政府僱員如非公務員合約僱員，並不包括在內。請同時參閱以下第3.18段。

3.11 *Civil servants* refer to persons who are employed on civil service terms of appointment as at the survey reference date. Independent Commission Against Corruption officers, judicial officers, locally engaged staff working in the Hong Kong Economic and Trade Offices outside Hong Kong, and other government employees like Non-Civil Service Contract staff are excluded. Please also see paragraph 3.18 below.

△ 倘在同一管理下有關不同活動或不同地點的個別數字並不齊備，則合併的資料亦予接納。在這情況下，該填報單位視為一個機構單位。

△ Where separate figures relating to different activities or different locations under the same management are not available, a combined return is accepted. In this case, the reporting unit is treated as an establishment.

3.12 **建築地盤工人** 是指在統計日期受僱於建築地盤工作的熟練技工、半熟練技工及普通工人。地盤工人可以由主要承建商直接僱用或由分判承建商或工頭僱用在建築地盤工作。

3.13 **職位空缺** 是指在統計日期正懸空並須要立刻填補，而機構單位亦正積極進行招聘以填補的職位空缺。建築地盤的職位空缺數目只包括地盤工人的空缺。

3.14 **職業** 是指所執行工作的類別、職責的性質及主要職務。其分類基本上以「國際標準職業分類 1988 年版」(ISCO-88) 中的主要組別為藍本，並因應香港的情況而編訂。由 2012 年 3 月起，統計數字是根據新職業分類「國際標準職業分類 2008 年版」(ISCO-08) 為藍本而編訂。由於這兩套分類法在最高層次上只有相對輕微的改動，因此以新和舊分類編製的統計數字大致可作比較。

注意事項

3.15 由 1996 年 3 月開始，政府統計處進行「有關職位空缺的補充統計調查」以搜集職位空缺特徵的詳細資料。由 1999 年 3 月開始，本處已將該項統計調查併入同期進行的「僱傭及職位空缺按季統計調查」及「建築地盤就業人數按季統計調查」。

3.16 由 1999 年 3 月的統計調查開始，有關點算 **就業人數** (包括在職東主、在職合夥人、無酬家屬幫工及受薪僱員) 的工作時數定義由原有的「在統計日期工作最少 3 小時」改為「在統計日期工作最少 1 小時」。根據一項在 1999 年 3 月進行的特別研究調查所得，是項更改使該季統計調查所涵蓋行業的就業人數微升 14 200 人，約為總數的 0.6%。

3.17 由 1999 年 3 月開始，「就業及空缺按季統計調查」的中文名稱更改為「僱傭及職位空缺按季統計調查」。

3.12 *Manual workers at construction sites* refer to skilled, semi-skilled and general workers working at those sites on the survey reference date. Manual workers are either directly employed by the main contractors, or being called upon by sub-contractors or gangers to work in the construction sites.

3.13 *Vacancies* refer to unfilled job openings which are immediately available, and for which active recruitment steps are being taken on the survey reference date. However, vacancies at construction sites include only those vacancies of manual workers.

3.14 *Occupation* refers to the kind of work, nature of duties and main tasks to be performed for a specific job. The classification used basically follows the major groups of the International Standard Classification of Occupations 1988 (ISCO-88) with local adaptation for Hong Kong. Starting from March 2012, figures are compiled based on the new classification which is modelled on the ISCO 2008 (ISCO-08). As the changes between these two classifications at the top level are relatively minor, figures compiled based on the new and old classifications are broadly comparable.

Notes in reading the tables

3.15 In March 1996, the Supplementary Survey of Job Vacancies (SSJV) was launched to collect additional information on detailed characteristics of job vacancies. Starting from March 1999, the SSJV, which was previously conducted in parallel with the SEV and the Site Survey, has been subsumed in the latter two surveys.

3.16 Starting from the March 1999 round of survey, the rule for counting the number of *persons engaged* (which include working proprietors, active business partners, unpaid family workers and paid employees) has been changed from the previous definition of “working for at least 3 hours” to a new definition of “working for at least 1 hour”. Some 14 200 persons engaged were thus additionally included, accounting for 0.6% of the total employment of all the industries surveyed in March 1999. The findings were based on a one-off study in that quarter.

3.17 Starting from March 1999, the Chinese version of the survey name of the SEV has been changed.

3.18 由1999年6月的統計期起，公務員的定義有輕微修訂，司法機構內的法官及司法人員並不納入公務員涵蓋範圍內。

3.19 為更符合第 3.13 段有關職位空缺的概念，公務員職位空缺的定義從 1999 年 6 月的統計期起修訂為不包括將予刪除的職位空缺及由臨時僱員或其他職級人員暫代的職位空缺。修訂後的統計數字追溯至 1996 年 3 月的統計期。

3.20 此外，公務員職位空缺的定義亦已根據在隨後不同時段推行的公務員政策作出修訂：

- (i) 從 2005 年 3 月的刊號開始，公務員職位空缺是指某些部門因應人力需求而獲准豁免暫停公開招聘並作出有限度公開招聘的懸空職位。暫停公開招聘公務員的政策在 2003 年 4 月 1 日至 2007 年 3 月 31 日期間實施。
- (ii) 隨着非自願退休計劃職系暫停公開招聘人員規定的安排於 2007 年 4 月 1 日撤銷，從 2007 年 6 月的統計期起，公務員職位空缺是指（甲）非自願退休計劃職系的職位空缺，即不包括將予刪除的職位空缺及由臨時僱員或其他職級人員暫代的職位空缺，以及（乙）已獲准豁免暫停公開招聘規定的自願退休計劃職系的職位空缺。
- (iii) 隨着自願退休計劃職系暫停公開招聘人員規定的安排於 2008 年 3 月 21 日撤銷，從 2008 年 3 月的統計期起，公務員職位空缺是指不包括將予刪除的職位空缺及由臨時僱員或其他職級人員暫代的職位空缺。

3.18 A minor revision has been made on the statistical definition of civil servants since the statistical month of June 1999, whereby judges and judicial officers in the Judiciary are excluded from the coverage of civil servants.

3.19 For closer conformity with the vacancy concept set out in paragraph 3.13 above, the definition of civil service vacancies has been revised starting from the statistical month of June 1999, such that civil service vacancies having arisen from posts pending deletion and posts held by temporary staff or reserved for other staff are excluded. Revision of the statistics has been backdated to the statistical month of March 1996.

3.20 Since then, the definition of civil service vacancies has been further revised in accordance with the different civil service policies implemented in different periods :

- (i) Starting from the issue of March 2005, civil service vacancies refer to unfilled posts in those departments to which exemptions from the open recruitment freeze have been granted such that they may conduct limited number of open recruitment exercises having regard to their manpower requirements. The general open recruitment freeze to the civil service was imposed from 1 April 2003 to 31 March 2007.
- (ii) Following the lifting of the general civil service open recruitment freeze for grades that are not subject to voluntary retirement (VR) with effect from 1 April 2007, civil service vacancies as from the statistical month of June 2007 refer to (a) the vacancies for non-VR grades, i.e. vacancies net of posts pending deletion and posts held by temporary staff or reserved for other staff; and (b) the vacancies for VR grades for which exemptions from the open recruitment freeze have been granted.
- (iii) Following the lifting of the open recruitment freeze imposed for VR grades with effect from 21 March 2008, civil service vacancies as from the statistical month of March 2008 refer to the vacancies net of posts pending deletion and posts held by temporary staff or reserved for other staff.

3.21 本報告前稱《就業、空缺及薪金總額按季統計報告》，由2000年3月的刊號開始改稱為《就業及空缺按季統計報告》。而薪金總額統計數字則刊載於另一統計報告《工資及薪金總額按季統計報告》。用戶如對薪金總額統計數字感興趣，可參閱該季刊。

3.22 在2001年12月以前，公務員人數及有關職位空缺數目是指1月、4月、7月及10月初的情況。

3.23 為簡化搜集數據的程序及減輕回應負擔，有關職位空缺的詳細資料已停止搜集。因此，由2003年3月統計期開始，本報告不會發表有關按技能水平劃分的職位空缺數字。

3.24 由2003年3月的統計調查開始，「建築地盤就業人數按季統計調查」的涵蓋範圍已擴大至包括機電工人；此外，公營建築地盤的涵蓋範圍更擴大至包括機電工程署及環境保護署轄下的建築地盤。上述新增的涵蓋範圍，在2004年3月的統計調查帶來了新增14個建築地盤及3 320名建築地盤工人，分別佔所有建築地盤有關總數的1.5%及5.3%，而有關的職位空缺數目則沒有改變。

3.25 由2005年6月的刊號起，本報告內發表的統計數字涵蓋了建築署轄下「學校改善工程計劃」的建築項目。修訂後的統計數字追溯至2003年3月的統計期。在2005年6月統計期內，「學校改善工程計劃」僱用1 681名建築地盤工人，佔所有建築地盤工人總數的2.8%。

3.26 政府統計處不時就「香港標準行業分類」作出檢視，以反映香港經濟產業結構的變化和新興的經濟活動。「香港標準行業分類1.1版」於2001年推行，為了使「香港標準行業分類」更能反映本地經濟活動的最新情況，並改善官方統計數字的國際可比性，以便利不同的使用者，「香港標準行業分類」在2008年曾全面作出修

3.21 With effect from the issue of March 2000, this publication has been re-titled as *Quarterly Report of Employment and Vacancies Statistics*. Previously this report was called *Quarterly Report of Employment, Vacancies and Payroll Statistics*. The payroll statistics are separately published in another report entitled *Quarterly Report of Wage and Payroll Statistics*. Users interested in payroll statistics may refer to that quarterly publication.

3.22 Prior to December 2001, figures on the number of civil servants and civil service vacancies referred to the position as at the beginning of January, April, July and October.

3.23 To simplify the data collection process and to reduce response burden, detailed information on reported vacancies are not collected any more. As a result, figures on number of vacancies analysed by skill level are no longer published as from the March 2003 round of SEV.

3.24 Starting from the March 2003 round, the survey coverage of the Site Survey has been expanded to include electrical and mechanical manual workers. Moreover, the coverage of public sector sites has been expanded to include those sites under the charge of the Electrical and Mechanical Services Department and the Environmental Protection Department. For the reference period of March 2004, the expanded coverage has added some 14 sites and 3 320 manual workers, accounting for 1.5% and 5.3% of the respective totals in all construction sites. No change has been incurred in the number of vacancies.

3.25 With effect from the issue of June 2005, the figures published in this report have included construction works under the School Improvement Programme of the Architectural Services Department. Revision of the figures has been backdated to the statistical month of March 2003. For the reference period of June 2005, the School Improvement Programme engaged 1 681 manual workers, accounting for 2.8% of manual workers in all construction sites.

3.26 The HSIC has been reviewed from time to time to reflect significant changes in the structure of the Hong Kong economy and the emergence of new economic activities. HSIC Version 1.1 was implemented in 2001 and in order to bring HSIC more up-to-date on local economic activities as well as to foster international comparability of official statistics for different users, a full-scale revision exercise was completed in 2008. The

訂。本報告由2009年開始採用於2008年10月公布經修訂的「香港標準行業分類」（即「香港標準行業分類2.0版」）。有關修訂「香港標準行業分類」的詳情，用戶可參考刊載於《香港統計月刊》2008年11月號題為“修訂「香港標準行業分類」”的專題文章。

3.27 因應行業分類的改變，由2009年3月統計期開始，「僱傭及職位空缺按季統計調查」擴展了涵蓋範圍，增加了部分行業所包括的經濟活動。有關行業是在「香港標準行業分類2.0版」行業主類H「運輸、倉庫、郵政及速遞服務」、N「行政及支援服務」及P-S「社會及個人服務」內。新增加的經濟活動包括在行業H 502101「持牌及專營渡輪服務」、H 522202「中流作業」、H 522903「陸路貨運代理服務」、N 813000「園境護理及綠化服務」，以及R 901000 – S 960900「藝術、娛樂及康樂活動」及「其他服務」的雜項內。根據2009年3月統計調查所得，有關變動使該統計期的機構單位數目增加約1 000間（包括H主類約760間，N主類約20間及P-S主類約220間）、就業人數共增加約5 000人（包括H主類約3 750人，N主類約300人及P-S主類約950人）及職位空缺數目增加約10個，分別佔整體數字的0.33%、0.20%及0.04%。

3.28 由2009年6月的統計期開始，行業主類K「金融及保險」的統計數字，已因應「香港標準行業分類2.0版」所作的改變（即行業小分類K 643000「受託人及保管人」改為K 661902）而稍作修改。按「香港標準行業分類2.0版」編製的統計數列亦因此而作出相應的修訂。

3.29 由2006年3月的統計調查開始，「僱傭及職位空缺按季統計調查」的樣本規模從約55 000間機構單位縮減至大約32 000間，並由2009年3月的統計調查開始，再縮減至大約24 000間。統計調查的抽樣設計已相應地修改，以便繼續提供較重要行業的詳細就業及職位空缺的統計數字。

revised HSIC, i.e. HSIC V2.0, released in October 2008 has been adopted in this report starting from 2009. Users may refer to the feature article entitled “Revision of the Hong Kong Standard Industrial Classification” published in the November 2008 issue of the *Hong Kong Monthly Digest of Statistics* for more details on the revision of HSIC.

3.27 Starting from March 2009 round of the SEV, the survey coverage has been expanded to include more economic activities in some of the industries due to the change in industrial classification. The industries concerned are in industry section H Transportation, storage, postal and courier services, industry section N Administrative and support services and industry sections P-S Social and personal services of HSIC V2.0. The economic activities newly covered are included in the industries H 502101 “Licensed and franchised ferry services”, H 522202 “Mid-stream operation”, H 522903 “Land cargo forwarding services”, N 813000 “Landscape care and greenery services” as well as some miscellaneous industries in “Arts, entertainment and recreation” and “Other services” in R 901000 – S 960900. As a result of the change in coverage, some 1 000 establishments (760 in industry section H, 20 in industry section N and 220 in industry sections P-S) with a total of around 5 000 persons engaged (3 750 in industry section H, 300 in industry section N and 950 in industry sections P-S) and 10 vacancies in the private sector were additionally included, accounting for 0.33%, 0.20% and 0.04% of the respective totals of all the industry sections surveyed in March 2009.

3.28 Starting from June 2009 round of the SEV, statistics of industry section K Financing and insurance have been slightly amended due to the re-classification of activities of HSIC V2.0 (K 643000 “Trustees and custodians” being recoded as K 661902). Relevant amendment has been made accordingly to the series of statistics under HSIC V2.0.

3.29 The sample size of the SEV has been reduced from about 55 000 establishments to around 32 000 in the March 2006 round of the survey and then to around 24 000 in the March 2009 round. Correspondingly, changes to the sample design have been made so that the employment and vacancies statistics are continued to be made available at detailed levels for the more important industries.

以新行業分類劃分的就業及職位空缺統計數字的後向估計數列

Backcasted series of employment and vacancies statistics in new industrial classification

3.30 政府統計處就2008統計年度進行的「僱傭及職位空缺按季統計調查」所涵蓋的機構單位，已按其行業組別採用並行編碼（即一套編碼按「香港標準行業分類1.1版」，而另一套則按「香港標準行業分類2.0版」）。根據新舊系統並行分類的2008年數據，以「香港標準行業分類2.0版」為基礎的一系列就業及職位空缺統計數字已作出後向估計至2000年3月的統計期。有關數字可在本處網站下載（網址：www.censtatd.gov.hk/hkstat/sub/sp452_tc.jsp）。用戶如對後向估計的統計數列或統計調查結果有任何查詢，請與政府統計處就業統計及機構記錄組聯絡，電話：(852) 2582 5076 或 電郵：employment@censtatd.gov.hk。

3.30 Parallel coding of the industry classes of establishments covered in the SEV, i.e. one being under HSIC Version 1.1 and the other under HSIC V2.0, was undertaken in the survey rounds of the reference year of 2008. Based on the 2008 survey data with dual classifications, the series of employment and vacancies statistics under HSIC V2.0 has been backcasted to the reference period of March 2000. The revised statistics can be downloaded from the website of C&SD (www.censtatd.gov.hk/hkstat/sub/sp452.jsp). Users who are interested in the backcasted series or have enquiries about the survey results may contact the Employment Statistics and Central Register of Establishments Section of the C&SD (Tel.: (852) 2582 5076 or E-mail: employment@censtatd.gov.hk).

表 1 公務員人數及有關職位空缺數目
Table 1 Number of civil servants and civil service vacancies

| 年 Year | 月 Month | 就業人數 No. of persons engaged | | | 職位空缺數目 ⁽¹⁾ No. of vacancies |
|-----------|------------|--------------------------------|--------------|-------------|---|
| | | 男性 Male | 女性 Female | 總計 Total | |
| 2013 | 6 | 102 929 | 57 975 | 160 904 | 6 980 (4.2) |
| | 9 | 103 051 | 58 490 | 161 541 | 6 669 (4.0) |
| | 12 | 103 471 | 58 942 | 162 413 | 6 192 (3.7) |
| 2014 | 3 | 103 471 | 59 364 | 162 835 | 6 348 (3.8) |
| | 6 | 103 280 | 59 517 | 162 797 | 7 274 (4.3) |

註釋： 括號內的數字是指職位空缺率，其定義為職位空缺數目相對於「就業機會」（即就業人數與職位空缺數目的總和）的百分比。

Notes: Figures in brackets denote the vacancy rate, defined as the ratio (in the form of percentage) of the number of vacancies to the number of “job opportunities” (i.e. the sum of the number of persons engaged and the number of vacancies).

(1) 有關定義請參閱第 III 部分 3.19 及 3.20 段。
Please see paragraphs 3.19 and 3.20 of Part III for definition.

表 2 按行業主類劃分的機構單位數目、就業人數及職位空缺數目（公務員除外）

Table 2 Number of establishments, persons engaged and vacancies (other than those in the civil service) analysed by industry section

| 年 Year | 月 Month | 機構單位數目 No. of establishments | 就業人數 No. of persons engaged | | | 總計 Total | 職位空缺數目 ⁽¹⁾ No. of vacancies |
|--|------------|---------------------------------|--------------------------------|--------------|---------|-------------|---|
| | | | 男性 Male | 女性 Female | | | |
| 行業主類 B：採礦及採石 Industry section B：Mining and quarrying | | | | | | | |
| 2013 | 6 | 2 | 68 | 8 | 76 | *** | (***) |
| | 9 | 2 | 68 | 9 | 77 | *** | (***) |
| | 12 | 2 | 68 | 10 | 78 | *** | (***) |
| 2014 | 3 | 2 | 68 | 10 | 78 | *** | (***) |
| | 6 | 2 | 71 | 11 | 82 | *** | (***) |
| 行業主類 C：製造 Industry section C：Manufacturing | | | | | | | |
| 2013 | 6 | 11 609 | 64 591 | 38 759 | 103 350 | 2 680 | (2.5) |
| | 9 | 11 586 | 63 912 | 40 002 | 103 914 | 2 700 | (2.5) |
| | 12 | 11 541 | 64 195 | 39 488 | 103 683 | 2 387 | (2.3) |
| 2014 | 3 | 11 574 | 64 184 | 39 314 | 103 498 | 3 201 | (3.0) |
| | 6 | 11 470 | 63 458 | 38 764 | 102 222 | 3 583 | (3.4) |
| 行業主類 D 及 E：電力和燃氣供應及廢棄物管理 Industry sections D & E：Electricity and gas supply, and waste management | | | | | | | |
| 2013 | 6 | 412 | 8 249 | 2 343 | 10 592 | *** | (***) |
| | 9 | 419 | 8 615 | 2 220 | 10 835 | *** | (***) |
| | 12 | 417 | 8 787 | 2 169 | 10 956 | *** | (***) |
| 2014 | 3 | 438 | 8 584 | 2 429 | 11 013 | *** | (***) |
| | 6 | 433 | 8 503 | 2 464 | 10 967 | *** | (***) |
| 行業主類 F：建築地盤（只包括地盤工人）⁽²⁾ Industry section F：Construction sites (manual workers only) | | | | | | | |
| 2013 | 6 | 1 247 | 75 220 | 7 322 | 82 542 | 1 025 | (1.2) |
| | 9 | 1 315 | 69 744 | 7 060 | 76 804 | 885 | (1.1) |
| | 12 | 1 309 | 72 430 | 7 631 | 80 061 | 1 345 | (1.7) |
| 2014 | 3 | 1 296 | 70 613 | 7 957 | 78 570 | 1 628 | (2.0) |
| | 6 | 1 314 | 72 770 | 6 964 | 79 734 | 1 535 | (1.9) |
| 行業主類 G：進出口貿易、批發及零售⁽³⁾ Industry section G：Import/export, wholesale and retail trades | | | | | | | |
| 2013 | 6 | 181 381 | 392 665 | 426 512 | 819 177 | 18 241 | (2.2) |
| | 9 | 180 905 | 388 812 | 427 567 | 816 379 | 19 321 | (2.3) |
| | 12 | 181 663 | 396 049 | 424 477 | 820 526 | 16 851 | (2.0) |
| 2014 | 3 | 182 126 | 398 774 | 424 141 | 822 915 | 18 889 | (2.2) |
| | 6 | 182 462 | 400 134 | 425 863 | 825 997 | 16 957 | (2.0) |

表 2 (續) 按行業主類劃分的機構單位數目、就業人數及職位空缺數目 (公務員除外)
Table 2 (cont'd) Number of establishments, persons engaged and vacancies (other than those in the civil service) analysed by industry section

| 年 Year | 月 Month | 機構單位數目 No. of establishments | 就業人數 No. of persons engaged | | | 總計 Total | 職位空缺數目 ⁽¹⁾ No. of vacancies |
|---|------------|---------------------------------|--------------------------------|--------------|---------|----------------|---|
| | | | 男性 Male | 女性 Female | | | |
| 部分行業主類 G : 進出口貿易及批發 <i>Part of industry section G : Import/export trade and wholesale</i> | | | | | | | |
| 2013 | 6 | 116 335 | 287 818 | 266 554 | 554 372 | 10 117 (1.8) | |
| | 9 | 115 976 | 284 225 | 267 403 | 551 628 | 10 135 (1.8) | |
| | 12 | 116 276 | 291 855 | 260 968 | 552 823 | 8 544 (1.5) | |
| 2014 | 3 | 116 322 | 292 315 | 260 603 | 552 918 | 9 208 (1.6) | |
| | 6 | 116 526 | 292 792 | 261 301 | 554 093 | 8 152 (1.4) | |
| 部分行業主類 G : 零售⁽³⁾ <i>Part of industry section G : Retail</i> | | | | | | | |
| 2013 | 6 | 65 046 | 104 847 | 159 958 | 264 805 | 8 124 (3.0) | |
| | 9 | 64 929 | 104 587 | 160 164 | 264 751 | 9 186 (3.4) | |
| | 12 | 65 387 | 104 194 | 163 509 | 267 703 | 8 307 (3.0) | |
| 2014 | 3 | 65 804 | 106 459 | 163 538 | 269 997 | 9 681 (3.5) | |
| | 6 | 65 936 | 107 342 | 164 562 | 271 904 | 8 805 (3.1) | |
| 行業主類 H : 運輸、倉庫、郵政及速遞服務⁽⁴⁾ <i>Industry section H : Transportation, storage, postal and courier services</i> | | | | | | | |
| 2013 | 6 | 9 652 | 110 365 | 58 981 | 169 346 | 4 101 (2.4) | |
| | 9 | 9 673 | 110 101 | 60 887 | 170 988 | 3 642 (2.1) | |
| | 12 | 9 701 | 109 952 | 61 668 | 171 620 | 3 630 (2.1) | |
| 2014 | 3 | 9 750 | 112 312 | 59 409 | 171 721 | 4 183 (2.4) | |
| | 6 | 9 799 | 113 461 | 61 086 | 174 547 | 4 037 (2.3) | |
| 行業主類 I : 住宿及膳食服務⁽⁵⁾ <i>Industry section I : Accommodation and food services</i> | | | | | | | |
| 2013 | 6 | 17 201 | 128 879 | 147 328 | 276 207 | 12 970 (4.5) | |
| | 9 | 17 073 | 129 646 | 146 249 | 275 895 | 14 362 (4.9) | |
| | 12 | 17 068 | 129 812 | 147 982 | 277 794 | 14 959 (5.1) | |
| 2014 | 3 | 17 454 | 131 883 | 149 347 | 281 230 | 17 595 (5.9) | |
| | 6 | 17 796 | 135 442 | 147 712 | 283 154 | 15 799 (5.3) | |
| 行業主類 J : 資訊及通訊 <i>Industry section J : Information and communications</i> | | | | | | | |
| 2013 | 6 | 11 807 | 66 793 | 34 280 | 101 073 | 3 054 (2.9) | |
| | 9 | 12 035 | 68 211 | 34 366 | 102 577 | 3 015 (2.9) | |
| | 12 | 12 224 | 67 842 | 35 406 | 103 248 | 1 995 (1.9) | |
| 2014 | 3 | 12 287 | 67 258 | 35 607 | 102 865 | 2 567 (2.4) | |
| | 6 | 12 414 | 68 539 | 34 978 | 103 517 | 2 653 (2.5) | |

表 2 (續) 按行業主類劃分的機構單位數目、就業人數及職位空缺數目 (公務員除外)
 Table 2 (cont'd) Number of establishments, persons engaged and vacancies (other than those in the civil service) analysed by industry section

| 年 Year | 月 Month | 機構單位數目 No. of establishments | 就業人數 No. of persons engaged | | 總計 Total | 職位空缺數目 ⁽¹⁾ No. of vacancies |
|--|------------|---------------------------------|--------------------------------|--------------|-------------|---|
| | | | 男性 Male | 女性 Female | | |
| 行業主類 K：金融及保險⁽⁶⁾ Industry section K : Financing and insurance | | | | | | |
| 2013 | 6 | 21 683 | 100 866 | 106 480 | 207 346 | 5 260 (2.5) |
| | 9 | 22 114 | 102 604 | 108 326 | 210 930 | 5 840 (2.7) |
| | 12 | 22 516 | 103 817 | 109 673 | 213 490 | 4 481 (2.1) |
| 2014 | 3 | 22 463 | 104 154 | 108 636 | 212 790 | 4 095 (1.9) |
| | 6 | 22 303 | 104 585 | 109 409 | 213 994 | 5 004 (2.3) |
| 行業主類 L：地產 Industry section L : Real estate | | | | | | |
| 2013 | 6 | 15 071 | 79 184 | 47 231 | 126 415 | 3 523 (2.7) |
| | 9 | 15 100 | 79 049 | 46 992 | 126 041 | 3 833 (3.0) |
| | 12 | 15 198 | 78 753 | 47 770 | 126 523 | 3 497 (2.7) |
| 2014 | 3 | 15 117 | 77 076 | 49 875 | 126 951 | 3 962 (3.0) |
| | 6 | 15 050 | 77 577 | 49 047 | 126 624 | 3 851 (3.0) |
| 行業主類 M 及 N：專業及商用服務⁽⁷⁾ Industry sections M & N : Professional and business services | | | | | | |
| 2013 | 6 | 42 017 | 168 617 | 175 927 | 344 544 | 9 169 (2.6) |
| | 9 | 42 578 | 170 078 | 178 187 | 348 265 | 8 778 (2.5) |
| | 12 | 43 836 | 176 893 | 176 924 | 353 817 | 8 931 (2.5) |
| 2014 | 3 | 43 867 | 172 578 | 180 968 | 353 546 | 9 767 (2.7) |
| | 6 | 43 631 | 175 114 | 178 252 | 353 366 | 9 356 (2.6) |
| 行業主類 P - S：社會及個人服務⁽⁸⁾ Industry sections P - S : Social and personal services | | | | | | |
| 2013 | 6 | 44 194 | 161 842 | 299 131 | 460 973 | 17 690 (3.7) |
| | 9 | 44 840 | 162 535 | 301 221 | 463 756 | 15 620 (3.3) |
| | 12 | 45 562 | 165 920 | 300 168 | 466 088 | 14 133 (2.9) |
| 2014 | 3 | 46 037 | 169 232 | 306 333 | 475 565 | 11 624 (2.4) |
| | 6 | 46 682 | 169 823 | 310 164 | 479 987 | 16 604 (3.3) |

表 2 (續) 按行業主類劃分的機構單位數目、就業人數及職位空缺數目 (公務員除外)
Table 2 (cont'd) Number of establishments, persons engaged and vacancies (other than those in the civil service) analysed by industry section

| 年 Year | 月 Month | 機構單位數目 No. of establishments | 就業人數 No. of persons engaged | | | 職位空缺數目 ⁽¹⁾ No. of vacancies |
|---|------------|---------------------------------|--------------------------------|--------------|-------------|---|
| | | | 男性 Male | 女性 Female | 總計 Total | |
| 以上行業主類總計⁽⁹⁾ | | | | | | |
| Total of industry sections above | | | | | | |
| 2013 | 6 | 356 276 | 1 357 339 | 1 344 302 | 2 701 641 | 77 858 (2.8) |
| | 9 | 357 640 | 1 353 375 | 1 353 086 | 2 706 461 | 78 299 (2.8) |
| | 12 | 361 037 | 1 374 518 | 1 353 366 | 2 727 884 | 72 382 (2.6) |
| 2014 | 3 | 362 411 | 1 376 716 | 1 364 026 | 2 740 742 | 77 788 (2.8) |
| | 6 | 363 356 | 1 389 477 | 1 364 714 | 2 754 191 | 79 724 (2.8) |

- 註釋: (1) 括號內的數字是指職位空缺率, 其定義為職位空缺數目相對於「就業機會」(即就業人數與職位空缺數目的總和)的百分比。
Notes: Figures in brackets denote the vacancy rate, defined as the ratio (in the form of percentage) of the number of vacancies to the number of “job opportunities” (i.e. the sum of the number of persons engaged and the number of vacancies).
- (2) 建築地盤的機構單位數目是指地盤數目, 而就業人數及職位空缺數目只包括地盤工人。詳情請參閱第III部分3.9、3.12、3.13、3.24及3.25段。
Establishments in construction sites refer to the number of sites, while persons engaged and vacancies refer to manual workers only. For details, please see paragraphs 3.9, 3.12, 3.13, 3.24 and 3.25 of Part III.
- (3) 統計數字所包括的行業範圍略欠完整, 主要由於小販及零售攤檔並不包括在內。
Industrial coverage is slightly incomplete in the present context. Main omissions are hawkers and retail pitches.
- (4) 統計數字所包括的行業範圍不甚完整, 主要由於的士、公共小巴, 以及部分貨車及港內水上貨運服務並不包括在內。
Industrial coverage is rather incomplete in the present context. Main omissions are taxis, public light buses, and part of goods vehicles and inland freight water transport.
- (5) 住宿服務包括酒店、賓館、旅舍及其他提供短期住宿服務的機構單位。
Accommodation services cover hotels, guesthouses, boarding houses and other establishments providing short term accommodation.
- (6) 統計數字所包括的行業範圍略欠完整, 主要由於貨幣管理機構及非持有商業登記的自僱保險代理並不包括在內。
Industrial coverage is slightly incomplete in the present context. Main omissions are monetary authorities and self-employed insurance agents with no business registration.
- (7) 統計數字所包括的行業範圍略欠完整, 主要由於康樂及運動用品租賃並不包括在內。
Industrial coverage is slightly incomplete in the present context. Main omissions are renting and leasing of recreational and sports goods.
- (8) 統計數字所包括的行業範圍不甚完整, 主要由於行業主類 T 及 U (「家庭住戶內部工作活動」及「享有治外法權的組織及團體活動」), 宗教組織、作家及其他獨立藝術工作者, 以及部分社會及個人服務並不包括在內。
Industrial coverage is rather incomplete in the present context. Main omissions are industry sections T & U (“Work activities within domestic households” & “Activities of extraterritorial organisations and bodies”); and religious organisations, authors and other independent artists, and some social and personal services.
- (9) 數字只涉及有關統計調查所包括的行業。公務員的數字並不包括在內。
Figures relate only to those industries covered. Figures relating to the civil service are excluded.

表 3 按行業主類／行業大類劃分的就業人數（公務員除外）
Table 3 Number of persons engaged (other than those in the civil service) analysed by industry section / industry division

| 香港標準 行業分類 2.0 版編碼 HSIC V2.0 code | 行業主類／行業大類 Industry section / Industry division | 就業人數 No. of persons engaged | | | | |
|--|--|--------------------------------|-------------------|--------------------|-------------------|-------------------|
| | | 2013 6月 Jun | 2013 9月 Sep | 2013 12月 Dec | 2014 3月 Mar | 2014 6月 Jun |
| B | 採礦及採石 Mining and quarrying | 76 | 77 | 78 | 78 | 82 |
| 08 | 採石及其他非金屬礦的採掘 Quarrying and other mining of non-metal ores | 76 | 77 | 78 | 78 | 82 |
| C | 製造 Manufacturing | 103 350 | 103 914 | 103 683 | 103 498 | 102 222 |
| 10 | 食品的製造 Manufacture of food products | 22 628 | 22 708 | 24 039 | 24 858 | 25 299 |
| 11 | 飲品的製造 Manufacture of beverages | 3 433 | 3 212 | 2 927 | 2 925 | 2 999 |
| 12 | 煙草製品的製造 Manufacture of tobacco products | 486 | 502 | 586 | 562 | 497 |
| 13 | 紡織品的製造 Manufacture of textiles | 5 071 | 4 882 | 4 658 | 4 505 | 4 259 |
| 14 | 成衣的製造 Manufacture of wearing apparel | 9 152 | 9 134 | 8 572 | 8 196 | 7 511 |
| 15 | 皮革及相關製品的製造 Manufacture of leather and related products | 480 | 452 | 456 | 461 | 468 |
| 16 | 木材及木製品、水松製品、草編及編結材料製 品的製造（傢具及玩具除外） Manufacture of wood and of products of wood and cork, articles of straw and plaiting materials (except furniture and toys) | | | | | |
| 17 | 紙及紙製品的製造 Manufacture of paper and paper products | 1 092 | 1 070 | 997 | 982 | 963 |
| 18 | 印刷及已儲錄資料媒體的複製 Printing and reproduction of recorded media | 16 995 | 17 089 | 17 043 | 16 750 | 16 373 |
| 19 | 焦煤和精煉石油產品的製造 Manufacture of coke and refined petroleum products | 1 801 | 1 800 | 1 840 | 1 841 | 1 988 |
| 20 | 化學品及化學產品的製造 Manufacture of chemicals and chemical products | | | | | |
| 21 | 藥品、醫藥化學劑和植物藥材的製造 Manufacture of pharmaceuticals, medicinal chemical and botanical products | 4 523 | 4 661 | 4 722 | 4 460 | 4 707 |

表 3 (續) 按行業主類／行業大類劃分的就業人數（公務員除外）
Table 3 (cont'd) Number of persons engaged (other than those in the civil service) analysed by industry section / industry division

| 香港標準 行業分類 2.0 版編碼 HSIC V2.0 code | 行業主類／行業大類 Industry section / Industry division | 就業人數 No. of persons engaged | | | | |
|--|--|--------------------------------|-------------------|--------------------|-------------------|-------------------|
| | | 2013 6月 Jun | 2013 9月 Sep | 2013 12月 Dec | 2014 3月 Mar | 2014 6月 Jun |
| 22 | 橡膠及塑膠產品的製造（傢具、玩具、體育用品及文具除外） Manufacture of rubber and plastics products (except furniture, toys, sports goods and stationery) | 2 475 | 2 375 | 2 331 | 2 298 | 2 128 |
| 23 | 其他非金屬礦產產品的製造 Manufacture of other non-metallic mineral products | 1 117 | 1 130 | 1 122 | 1 109 | 1 113 |
| 24 | 基本金屬的製造 Manufacture of basic metals | 1 133 | 1 174 | 1 183 | 1 169 | 1 177 |
| 25 | 金屬製品的製造（機械及設備除外） Manufacture of fabricated metal products (except machinery and equipment) | 3 283 | 3 278 | 3 192 | 2 903 | 2 893 |
| 26 | 電腦、電子及光學產品的製造 Manufacture of computer, electronic and optical products | 4 324 | 4 078 | 3 861 | 3 864 | 3 832 |
| 27 | 電器設備的製造 Manufacture of electrical equipment | 1 770 | 1 853 | 1 865 | 1 905 | 1 892 |
| 28 | 其他機械設備的製造 Manufacture of machinery and equipment n.e.c. | 2 221 | 2 246 | 2 049 | 1 951 | 1 845 |
| 29 | 汽車的裝嵌 Body assembly of motor vehicles | 1 512 | 1 267 | 1 028 | 910 | 795 |
| 30 | 其他運輸設備的製造 Manufacture of other transport equipment | | | | | |
| 31 | 傢具的製造 Manufacture of furniture | 456 | 458 | 471 | 458 | 447 |
| 32 | 其他製造業 Other manufacturing | 7 409 | 7 573 | 7 559 | 8 030 | 7 705 |
| 33 | 機械及設備的維修及安裝 Repair and installation of machinery and equipment | 11 989 | 12 972 | 13 182 | 13 361 | 13 331 |
| D & E | 電力和燃氣供應及廢棄物管理 Electricity and gas supply, and waste management | 10 592 | 10 835 | 10 956 | 11 013 | 10 967 |
| D | 電力及燃氣供應 Electricity and gas supply | 7 639 | 7 657 | 7 671 | 7 762 | 7 803 |
| 35 | 電力及燃氣供應 Electricity and gas supply | 7 639 | 7 657 | 7 671 | 7 762 | 7 803 |
| E | 污水處理、廢棄物管理及污染防治服務 Sewerage, waste management and remediation services | 2 953 | 3 178 | 3 285 | 3 251 | 3 164 |

表 3 (續) 按行業主類／行業大類劃分的就業人數（公務員除外）
Table 3 (cont'd) Number of persons engaged (other than those in the civil service) analysed by industry section / industry division

| 香港標準 行業分類 2.0 版編碼 HSIC V2.0 code | 行業主類／行業大類 Industry section / Industry division | 就業人數 No. of persons engaged | | | | |
|--|---|--------------------------------|-------------------|--------------------|-------------------|-------------------|
| | | 2013 6月 Jun | 2013 9月 Sep | 2013 12月 Dec | 2014 3月 Mar | 2014 6月 Jun |
| | | 37 | 污水處理 Sewerage | 238 | 231 | 243 |
| 38 | 廢棄物的收集、處理及處置；資源的回收處理 Waste collection, treatment and disposal; materials recovery | 2 679 | 2 915 | 3 012 | 2 978 | 2 876 |
| 39 | 污染防治及其他廢棄物處理服務 Remediation and other waste management services | 36 | 32 | 30 | 29 | 25 |
| F | 建築地盤（只包括地盤工人） Construction sites (manual workers only) | 82 542 | 76 804 | 80 061 | 78 570 | 79 734 |
| | 公營地盤 Public sector sites | 38 176 | 35 850 | 35 764 | 33 387 | 36 349 |
| | 樓宇建築地盤 Building sites | 10 701 | 8 508 | 8 487 | 8 785 | 9 932 |
| | 土木工程地盤 Civil engineering sites | 27 475 | 27 342 | 27 277 | 24 602 | 26 417 |
| | 私營地盤 Private sector sites | 44 366 | 40 954 | 44 297 | 45 183 | 43 385 |
| | 樓宇建築地盤 Building sites | 43 217 | 39 450 | 42 719 | 43 676 | 41 792 |
| | 土木工程地盤 Civil engineering sites | 1 149 | 1 504 | 1 578 | 1 507 | 1 593 |
| G | 進出口貿易、批發及零售⁽¹⁾ Import/export, wholesale and retail trades | 819 177 | 816 379 | 820 526 | 822 915 | 825 997 |
| | 進出口貿易及批發 Import/export trade and wholesale | 554 372 | 551 628 | 552 823 | 552 918 | 554 093 |
| 45 | 進出口貿易 Import and export trade | 491 729 | 489 576 | 490 308 | 490 809 | 491 632 |
| 46 | 批發 Wholesale | 62 643 | 62 052 | 62 515 | 62 109 | 62 461 |
| | 零售⁽¹⁾ Retail | 264 805 | 264 751 | 267 703 | 269 997 | 271 904 |
| 47 | 零售業 Retail trade | 264 805 | 264 751 | 267 703 | 269 997 | 271 904 |
| H | 運輸、倉庫、郵政及速遞服務⁽¹⁾ Transportation, storage, postal and courier services | 169 346 | 170 988 | 171 620 | 171 721 | 174 547 |
| 49 | 陸路運輸 Land transport | 44 306 | 44 489 | 44 294 | 44 375 | 44 784 |
| 50 | 水上運輸 Water transport | 11 132 | 11 294 | 11 270 | 11 275 | 11 427 |

表 3 (續) 按行業主類／行業大類劃分的就業人數（公務員除外）
Table 3 (cont'd) Number of persons engaged (other than those in the civil service) analysed by industry section / industry division

| 香港標準 行業分類 2.0 版編碼 HSIC V2.0 code | 行業主類／行業大類 Industry section / Industry division | 就業人數 No. of persons engaged | | | | |
|--|---|--------------------------------|-----------------------|--------------------|-------------------|-------------------|
| | | 2013 6月 Jun | 2013 9月 Sep | 2013 12月 Dec | 2014 3月 Mar | 2014 6月 Jun |
| | | 51 | 航空運輸 Air transport | 24 617 | 25 172 | 25 481 |
| 52 | 貨倉及運輸輔助服務 Warehousing and support services for transportation | 76 911 | 77 933 | 78 554 | 78 551 | 79 399 |
| 53 | 郵政及速遞服務 Postal and courier services | 12 380 | 12 100 | 12 021 | 11 818 | 13 200 |
| I | 住宿及膳食服務⁽¹⁾ Accommodation and food services | 276 207 | 275 895 | 277 794 | 281 230 | 283 154 |
| 55 | 住宿服務 Accommodation services | 38 273 | 39 181 | 40 585 | 40 367 | 40 300 |
| 56 | 餐飲服務 Food and beverage services | 237 934 | 236 714 | 237 209 | 240 863 | 242 854 |
| J | 資訊及通訊 Information and communications | 101 073 | 102 577 | 103 248 | 102 865 | 103 517 |
| 58 | 出版 Publishing | 21 479 | 21 424 | 21 338 | 21 471 | 21 453 |
| 59 | 電影、錄像及電視節目製作、錄音及音樂出版 Motion picture, video and television programme production, sound recording and music publishing | 15 894 | 16 163 | 16 250 | 16 040 | 16 245 |
| 60 | 節目編製及廣播 Programming and broadcasting | | | | | |
| 61 | 電訊 Telecommunications | 19 351 | 19 455 | 19 060 | 18 209 | 18 047 |
| 62 | 資訊科技服務 Information technology services | 38 882 | 39 744 | 40 671 | 41 174 | 41 723 |
| 63 | 資訊服務 Information services | 5 467 | 5 791 | 5 929 | 5 971 | 6 049 |
| K | 金融及保險⁽¹⁾ Financing and insurance | 207 346 | 210 930 | 213 490 | 212 790 | 213 994 |
| 64 | 金融服務（保險及退休基金除外） Financial services (except insurance and pension funding) | 128 558 | 131 065 | 132 520 | 131 059 | 131 589 |
| 65 | 保險 Insurance | 13 341 | 13 773 | 13 862 | 14 803 | 15 494 |
| 66 | 金融保險輔助服務 Services auxiliary to financial and insurance services | 65 447 | 66 092 | 67 108 | 66 928 | 66 911 |

表 3 (續) 按行業主類／行業大類劃分的就業人數（公務員除外）
Table 3 (cont'd) Number of persons engaged (other than those in the civil service) analysed by industry section / industry division

| 香港標準 行業分類 2.0 版編碼 HSIC V2.0 code | 行業主類／行業大類 Industry section / Industry division | 就業人數 No. of persons engaged | | | | |
|--|---|--------------------------------|---------------------------------|--------------------|-------------------|-------------------|
| | | 2013 6月 Jun | 2013 9月 Sep | 2013 12月 Dec | 2014 3月 Mar | 2014 6月 Jun |
| | | L | 地產 Real estate | 126 415 | 126 041 | 126 523 |
| 68 | 地產 Real estate | 126 415 | 126 041 | 126 523 | 126 951 | 126 624 |
| M & N | 專業及商用服務⁽¹⁾ Professional and business services | 344 544 | 348 265 | 353 817 | 353 546 | 353 366 |
| M | 專業、科學及技術服務 Professional, scientific and technical services | 158 864 | 160 705 | 163 817 | 163 790 | 163 270 |
| 69 | 法律及會計服務 Legal and accounting services | 49 713 | 50 007 | 50 641 | 50 802 | 50 659 |
| 70 | 總辦事處；管理及管理顧問服務 Activities of head offices; management and management consultancy services | 32 467 | 33 301 | 33 816 | 33 985 | 33 799 |
| 71 | 建築及工程服務、技術測試及分析 Architecture and engineering services, technical testing and analysis | 38 763 | 38 873 | 39 697 | 39 428 | 39 588 |
| 72 | 科學研究及發展 Scientific research and development | 2 108 | 2 069 | 2 114 | 2 089 | 2 070 |
| 74 | 廣告及市場研究 Advertising and market research | 14 230 | 14 226 | 14 486 | 14 433 | 14 274 |
| 73 | 獸醫 Veterinary services | 21 583 | 22 229 | 23 063 | 23 053 | 22 880 |
| 75 | 其他專業、科學及技術服務 Other professional, scientific and technical services | | | | | |
| N | 行政及支援服務⁽¹⁾ Administrative and support services | 185 680 | 187 560 | 190 000 | 189 756 | 190 096 |
| 77 | 租賃服務 Rental and leasing services | 2 869 | 2 914 | 2 967 | 3 138 | 3 145 |
| 78 | 就業服務 Employment services | 16 161 | 16 385 | 16 721 | 16 654 | 17 068 |
| 79 | 旅行代理、代訂服務及相關服務 Travel agency, reservation service and related services | 20 142 | 20 429 | 20 855 | 20 277 | 20 349 |
| 80 | 保安及偵查服務 Security and investigation services | 44 588 | 45 350 | 46 076 | 46 811 | 46 871 |
| 81 | 建築物及園境護理服務 Services to buildings and landscape care | 81 440 | 81 663 | 82 147 | 81 559 | 81 794 |
| 82 | 辦公室行政、辦公室支援及其他商業支援服務 Office administrative, office support and other business support services | 20 480 | 20 819 | 21 234 | 21 317 | 20 869 |

表 3 (續) 按行業主類／行業大類劃分的就業人數（公務員除外）
Table 3 (cont'd) Number of persons engaged (other than those in the civil service) analysed by industry section / industry division

| 香港標準 行業分類 2.0 版編碼 HSIC V2.0 code | 行業主類／行業大類 Industry section / Industry division | 就業人數 No. of persons engaged | | | | |
|--|---|--------------------------------|---|--------------------|-------------------|-------------------|
| | | 2013 6月 Jun | 2013 9月 Sep | 2013 12月 Dec | 2014 3月 Mar | 2014 6月 Jun |
| | | P - S | 社會及個人服務⁽¹⁾ Social and personal services | 460 973 | 463 756 | 466 088 |
| P | 教育 Education | 176 973 | 177 137 | 177 734 | 181 796 | 184 238 |
| 85 | 教育 Education | 176 973 | 177 137 | 177 734 | 181 796 | 184 238 |
| Q | 人類保健及社會工作服務⁽¹⁾ Human health and social work services | 164 874 | 166 038 | 166 943 | 168 515 | 169 392 |
| 86 | 人類保健服務 Human health services | 105 796 | 107 595 | 108 469 | 109 754 | 110 252 |
| 87 | 住宿護理服務 Residential care services | 27 952 | 27 642 | 27 621 | 27 800 | 28 058 |
| 88 | 社會工作服務 Social work services | 31 126 | 30 801 | 30 853 | 30 961 | 31 082 |
| R | 藝術、娛樂及康樂活動⁽¹⁾ Arts, entertainment and recreation | 44 919 | 45 654 | 46 000 | 49 563 | 50 404 |
| 90 | 創作及表演藝術活動 Creative and performing arts activities | 3 527 | 3 686 | 3 868 | 4 034 | 4 148 |
| 91 | 圖書館、檔案保存、博物館及其他文化活動 Libraries, archives, museums and other cultural activities | 576 | 507 | 541 | 595 | 593 |
| 92 | 遊樂園及主題樂園 Amusement parks and theme parks | 5 917 | 6 275 | 5 997 | 5 485 | 5 967 |
| 93 | 體育及其他娛樂服務 Sports and other entertainment services | 34 899 | 35 186 | 35 594 | 39 449 | 39 696 |
| S | 其他服務⁽¹⁾ Other services | 74 207 | 74 927 | 75 411 | 75 691 | 75 953 |
| 94 | 會員制組織活動 Activities of membership organisations | 9 712 | 9 893 | 9 998 | 10 022 | 10 076 |
| 95 | 汽車、電單車、電腦、個人及家庭用品修理 Repair of motor vehicles, motorcycles, computers, personal and household goods | 18 384 | 18 689 | 19 136 | 18 832 | 18 867 |
| 96 | 其他個人服務 Other personal services | 46 111 | 46 345 | 46 277 | 46 837 | 47 010 |
| 以上行業主類總計⁽¹⁾ Total of industry sections above | | 2 701 641 | 2 706 461 | 2 727 884 | 2 740 742 | 2 754 191 |

註釋：(1) 數字只涉及有關統計調查所包括的行業，詳情請參閱第 18 頁的「註釋」。

Note: Figures relate only to those industries covered. Please refer to the "Notes" on page 18 for details.

表 4 按行業主類／行業大類劃分的職位空缺數目（公務員除外）
Table 4 Number of vacancies (other than those in the civil service) analysed by industry section / industry division

| 香港標準 行業分類 2.0 版編碼 HSIC V2.0 code | 行業主類／行業大類 Industry section / Industry division | 職位空缺數目 No. of vacancies | | | | |
|--|--|----------------------------|-------------------|--------------------|-------------------|-------------------|
| | | 2013 6月 Jun | 2013 9月 Sep | 2013 12月 Dec | 2014 3月 Mar | 2014 6月 Jun |
| B | 採礦及採石 Mining and quarrying | *** | *** | *** | *** | *** |
| 08 | 採石及其他非金屬礦的採掘 Quarrying and other mining of non-metal ores | *** | *** | *** | *** | *** |
| C | 製造 Manufacturing | 2 680 | 2 700 | 2 387 | 3 201 | 3 583 |
| 10 | 食品的製造 Manufacture of food products | 975 | 973 | 836 | 961 | 1 531 |
| 11 | 飲品的製造 Manufacture of beverages | 93 | 54 | 56 | 40 | 30 |
| 12 | 煙草製品的製造 Manufacture of tobacco products | *** | 26 | 31 | 44 | 31 |
| 13 | 紡織品的製造 Manufacture of textiles | 65 | 13 | 6 | 62 | 12 |
| 14 | 成衣的製造 Manufacture of wearing apparel | 64 | 52 | 101 | 53 | 36 |
| 15 | 皮革及相關製品的製造 Manufacture of leather and related products | 13 | 21 | 26 | 32 | 24 |
| 16 | 木材及木製品、水松製品、草編及編結材料製 品的製造（傢具及玩具除外） Manufacture of wood and of products of wood and cork, articles of straw and plaiting materials (except furniture and toys) | | | | | |
| 17 | 紙及紙製品的製造 Manufacture of paper and paper products | | | | | |
| 18 | 印刷及已儲錄資料媒體的複製 Printing and reproduction of recorded media | 165 | 263 | 89 | 136 | 335 |
| 19 | 焦煤和精煉石油產品的製造 Manufacture of coke and refined petroleum products | 11 | 102 | 51 | 44 | 91 |
| 20 | 化學品及化學產品的製造 Manufacture of chemicals and chemical products | | | | | |
| 21 | 藥品、醫藥化學劑和植物藥材的製造 Manufacture of pharmaceuticals, medicinal chemical and botanical products | | | | | |
| | | 98 | 64 | 142 | 107 | 97 |

表 4 (續) 按行業主類／行業大類劃分的職位空缺數目 (公務員除外)
Table 4 (cont'd) Number of vacancies (other than those in the civil service) analysed by industry section / industry division

| 香港標準 行業分類 2.0 版編碼 HSIC V2.0 code | 行業主類／行業大類 Industry section / Industry division | 職位空缺數目 No. of vacancies | | | | |
|--|---|----------------------------|-------------------|--------------------|-------------------|-------------------|
| | | 2013 6月 Jun | 2013 9月 Sep | 2013 12月 Dec | 2014 3月 Mar | 2014 6月 Jun |
| 22 | 橡膠及塑膠產品的製造 (傢具、玩具、體育用品及文具除外) Manufacture of rubber and plastics products (except furniture, toys, sports goods and stationery) | 93 | 29 | 74 | 62 | 46 |
| 23 | 其他非金屬礦產產品的製造 Manufacture of other non-metallic mineral products | 52 | 38 | 24 | 19 | 16 |
| 24 | 基本金屬的製造 Manufacture of basic metals | 33 | 48 | 7 | 23 | 52 |
| 25 | 金屬製品的製造 (機械及設備除外) Manufacture of fabricated metal products (except machinery and equipment) | 15 | 65 | 19 | 84 | 10 |
| 26 | 電腦、電子及光學產品的製造 Manufacture of computer, electronic and optical products | 55 | 79 | 172 | 85 | 61 |
| 27 | 電器設備的製造 Manufacture of electrical equipment | 16 | 24 | 11 | 46 | 45 |
| 28 | 其他機械設備的製造 Manufacture of machinery and equipment n.e.c. | 100 | 101 | 70 | 60 | 78 |
| 29 | 汽車的裝嵌 Body assembly of motor vehicles | 20 | 8 | 6 | 11 | 15 |
| 30 | 其他運輸設備的製造 Manufacture of other transport equipment | | | | | |
| 31 | 傢具的製造 Manufacture of furniture | *** | 15 | 17 | 5 | 4 |
| 32 | 其他製造業 Other manufacturing | 145 | 135 | 112 | 156 | 116 |
| 33 | 機械及設備的維修及安裝 Repair and installation of machinery and equipment | 589 | 587 | 533 | 1 161 | 922 |
| D & E | 電力和燃氣供應及廢棄物管理 Electricity and gas supply, and waste management | *** | *** | *** | *** | *** |
| D | 電力及燃氣供應 Electricity and gas supply | 55 | 70 | 72 | 67 | 62 |
| 35 | 電力及燃氣供應 Electricity and gas supply | 55 | 70 | 72 | 67 | 62 |
| E | 污水處理、廢棄物管理及污染防治服務 Sewerage, waste management and remediation services | *** | *** | *** | *** | *** |

表 4 (續) 按行業主類／行業大類劃分的職位空缺數目（公務員除外）
Table 4 (cont'd) Number of vacancies (other than those in the civil service) analysed by industry section / industry division

| 香港標準 行業分類 2.0 版編碼 HSIC V2.0 code | 行業主類／行業大類 Industry section / Industry division | 職位空缺數目 No. of vacancies | | | | |
|--|---|----------------------------|-------------------|--------------------|-------------------|-------------------|
| | | 2013 6月 Jun | 2013 9月 Sep | 2013 12月 Dec | 2014 3月 Mar | 2014 6月 Jun |
| 37 | 污水處理 Sewerage | 0 | 0 | 0 | 8 | 13 |
| 38 | 廢棄物的收集、處理及處置；資源的回收處理 Waste collection, treatment and disposal; materials recovery | 88 | 230 | 98 | 199 | 267 |
| 39 | 污染防治及其他廢棄物處理服務 Remediation and other waste management services | *** | *** | *** | *** | *** |
| F | 建築地盤（只包括地盤工人） Construction sites (manual workers only) | 1 025 | 885 | 1 345 | 1 628 | 1 535 |
| | 公營地盤 Public sector sites | 652 | 624 | 1 040 | 955 | 1 060 |
| | 樓宇建築地盤 Building sites | 32 | 44 | 137 | 115 | 120 |
| | 土木工程地盤 Civil engineering sites | 620 | 580 | 903 | 840 | 940 |
| | 私營地盤 Private sector sites | 373 | 261 | 305 | 673 | 475 |
| | 樓宇建築地盤 Building sites | 343 | 248 | 271 | 653 | 464 |
| | 土木工程地盤 Civil engineering sites | 30 | 13 | 34 | 20 | 11 |
| G | 進出口貿易、批發及零售⁽¹⁾ Import/export, wholesale and retail trades | 18 241 | 19 321 | 16 851 | 18 889 | 16 957 |
| | 進出口貿易及批發 Import/export trade and wholesale | 10 117 | 10 135 | 8 544 | 9 208 | 8 152 |
| 45 | 進出口貿易 Import and export trade | 8 676 | 8 634 | 7 237 | 7 970 | 6 974 |
| 46 | 批發 Wholesale | 1 441 | 1 501 | 1 307 | 1 238 | 1 178 |
| | 零售⁽¹⁾ Retail | 8 124 | 9 186 | 8 307 | 9 681 | 8 805 |
| 47 | 零售業 Retail trade | 8 124 | 9 186 | 8 307 | 9 681 | 8 805 |
| H | 運輸、倉庫、郵政及速遞服務⁽¹⁾ Transportation, storage, postal and courier services | 4 101 | 3 642 | 3 630 | 4 183 | 4 037 |
| 49 | 陸路運輸 Land transport | 872 | 929 | 1 371 | 1 349 | 1 148 |
| 50 | 水上運輸 Water transport | 86 | 122 | 134 | 152 | 137 |

表 4 (續) 按行業主類／行業大類劃分的職位空缺數目（公務員除外）
Table 4 (cont'd) Number of vacancies (other than those in the civil service) analysed by industry section / industry division

| 香港標準 行業分類 2.0 版編碼 HSIC V2.0 code | 行業主類／行業大類 Industry section / Industry division | 職位空缺數目 No. of vacancies | | | | |
|--|---|----------------------------|-------------------|--------------------|-------------------|-------------------|
| | | 2013 6月 Jun | 2013 9月 Sep | 2013 12月 Dec | 2014 3月 Mar | 2014 6月 Jun |
| 51 | 航空運輸 Air transport | 211 | 149 | 148 | 172 | 231 |
| 52 | 貨倉及運輸輔助服務 Warehousing and support services for transportation | 2 460 | 1 897 | 1 584 | 1 985 | 1 876 |
| 53 | 郵政及速遞服務 Postal and courier services | 472 | 545 | 393 | 525 | 645 |
| I | 住宿及膳食服務⁽¹⁾ Accommodation and food services | 12 970 | 14 362 | 14 959 | 17 595 | 15 799 |
| 55 | 住宿服務 Accommodation services | 1 606 | 1 492 | 1 251 | 1 727 | 1 809 |
| 56 | 餐飲服務 Food and beverage services | 11 364 | 12 870 | 13 708 | 15 868 | 13 990 |
| J | 資訊及通訊 Information and communications | 3 054 | 3 015 | 1 995 | 2 567 | 2 653 |
| 58 | 出版 Publishing | 392 | 347 | 214 | 274 | 299 |
| 59 | 電影、錄像及電視節目製作、錄音及音樂出版 Motion picture, video and television programme production, sound recording and music publishing | 517 | 307 | 196 | 262 | 257 |
| 60 | 節目編製及廣播 Programming and broadcasting | | | | | |
| 61 | 電訊 Telecommunications | 548 | 704 | 486 | 439 | 602 |
| 62 | 資訊科技服務 Information technology services | 1 336 | 1 473 | 860 | 1 389 | 1 257 |
| 63 | 資訊服務 Information services | 261 | 184 | 239 | 203 | 238 |
| K | 金融及保險⁽¹⁾ Financing and insurance | 5 260 | 5 840 | 4 481 | 4 095 | 5 004 |
| 64 | 金融服務（保險及退休基金除外） Financial services (except insurance and pension funding) | 2 236 | 2 647 | 2 466 | 2 116 | 2 510 |
| 65 | 保險 Insurance | 441 | 407 | 453 | 411 | 402 |
| 66 | 金融保險輔助服務 Services auxiliary to financial and insurance services | 2 583 | 2 786 | 1 562 | 1 568 | 2 092 |

表 4 (續) 按行業主類／行業大類劃分的職位空缺數目（公務員除外）
Table 4 (cont'd) Number of vacancies (other than those in the civil service) analysed by industry section / industry division

| 香港標準 行業分類 2.0 版編碼 HSIC V2.0 code | 行業主類／行業大類 Industry section / Industry division | 職位空缺數目 No. of vacancies | | | | |
|--|---|----------------------------|-------------------|--------------------|-------------------|-------------------|
| | | 2013 6月 Jun | 2013 9月 Sep | 2013 12月 Dec | 2014 3月 Mar | 2014 6月 Jun |
| L | 地產 Real estate | 3 523 | 3 833 | 3 497 | 3 962 | 3 851 |
| 68 | 地產 Real estate | 3 523 | 3 833 | 3 497 | 3 962 | 3 851 |
| M & N | 專業及商用服務⁽¹⁾ Professional and business services | 9 169 | 8 778 | 8 931 | 9 767 | 9 356 |
| M | 專業、科學及技術服務 Professional, scientific and technical services | 3 737 | 3 297 | 3 236 | 3 915 | 3 616 |
| 69 | 法律及會計服務 Legal and accounting services | 615 | 608 | 575 | 738 | 648 |
| 70 | 總辦事處；管理及管理顧問服務 Activities of head offices; management and management consultancy services | 671 | 613 | 688 | 983 | 921 |
| 71 | 建築及工程服務、技術測試及分析 Architecture and engineering services, technical testing and analysis | 1 194 | 1 202 | 1 033 | 1 114 | 1 141 |
| 72 | 科學研究及發展 Scientific research and development | 149 | 119 | 130 | 166 | 155 |
| 74 | 廣告及市場研究 Advertising and market research | 378 | 305 | 373 | 386 | 272 |
| 73 | 獸醫 Veterinary services | 730 | 450 | 437 | 528 | 479 |
| 75 | 其他專業、科學及技術服務 Other professional, scientific and technical services | | | | | |
| N | 行政及支援服務⁽¹⁾ Administrative and support services | 5 432 | 5 481 | 5 695 | 5 852 | 5 740 |
| 77 | 租賃服務 Rental and leasing services | 72 | 83 | 75 | 48 | 74 |
| 78 | 就業服務 Employment services | 528 | 480 | 495 | 460 | 439 |
| 79 | 旅行代理、代訂服務及相關服務 Travel agency, reservation service and related services | 936 | 515 | 533 | 536 | 587 |
| 80 | 保安及偵查服務 Security and investigation services | 1 942 | 2 349 | 2 130 | 2 572 | 2 216 |
| 81 | 建築物及園境護理服務 Services to buildings and landscape care | 1 466 | 1 562 | 1 983 | 1 645 | 2 025 |
| 82 | 辦公室行政、辦公室支援及其他商業支援服務 Office administrative, office support and other business support services | 488 | 492 | 479 | 591 | 399 |

表 4 (續) 按行業主類／行業大類劃分的職位空缺數目（公務員除外）
Table 4 (cont'd) Number of vacancies (other than those in the civil service) analysed by industry section / industry division

| 香港標準 行業分類 2.0 版編碼 HSIC V2.0 code | 行業主類／行業大類 Industry section / Industry division | 職位空缺數目 No. of vacancies | | | | |
|--|---|----------------------------|-------------------|--------------------|-------------------|-------------------|
| | | 2013 6月 Jun | 2013 9月 Sep | 2013 12月 Dec | 2014 3月 Mar | 2014 6月 Jun |
| P - S | 社會及個人服務⁽¹⁾ Social and personal services | 17 690 | 15 620 | 14 133 | 11 624 | 16 604 |
| P | 教育 Education | 3 693 | 3 917 | 3 469 | 3 333 | 3 809 |
| 85 | 教育 Education | 3 693 | 3 917 | 3 469 | 3 333 | 3 809 |
| Q | 人類保健及社會工作服務⁽¹⁾ Human health and social work services | 7 786 | 6 298 | 4 133 | 4 029 | 7 076 |
| 86 | 人類保健服務 Human health services | 4 324 | 3 393 | 1 772 | 1 462 | 4 096 |
| 87 | 住宿護理服務 Residential care services | 2 543 | 2 193 | 1 765 | 2 042 | 2 365 |
| 88 | 社會工作服務 Social work services | 919 | 712 | 596 | 525 | 615 |
| R | 藝術、娛樂及康樂活動⁽¹⁾ Arts, entertainment and recreation | 2 238 | 1 864 | 2 715 | 979 | 2 235 |
| 90 | 創作及表演藝術活動 Creative and performing arts activities | 52 | 60 | 63 | 97 | 113 |
| 91 | 圖書館、檔案保存、博物館及其他文化活動 Libraries, archives, museums and other cultural activities | 22 | 9 | 15 | 11 | 15 |
| 92 | 遊樂園及主題樂園 Amusement parks and theme parks | 209 | 258 | 240 | 229 | 294 |
| 93 | 體育及其他娛樂服務 Sports and other entertainment services | 1 955 | 1 537 | 2 397 | 642 | 1 813 |
| S | 其他服務⁽¹⁾ Other services | 3 973 | 3 541 | 3 816 | 3 283 | 3 484 |
| 94 | 會員制組織活動 Activities of membership organisations | 250 | 340 | 254 | 276 | 172 |
| 95 | 汽車、電單車、電腦、個人及家庭用品修理 Repair of motor vehicles, motorcycles, computers, personal and household goods | 778 | 506 | 881 | 616 | 727 |
| 96 | 其他個人服務 Other personal services | 2 945 | 2 695 | 2 681 | 2 391 | 2 585 |
| | 以上行業主類總計⁽¹⁾ Total of industry sections above | 77 858 | 78 299 | 72 382 | 77 788 | 79 724 |

註釋：(1) 數字只涉及有關統計調查所包括的行業，詳情請參閱第 18 頁的「註釋」。

Note: Figures relate only to those industries covered. Please refer to the "Notes" on page 18 for details.

表 5 按行業主類／行業大類劃分的機構單位數目（政府部門除外）
Table 5 Number of establishments (excluding civil service) analysed by industry section / industry division

| 香港標準 行業分類 2.0 版編碼 HSIC V2.0 code | 行業主類／行業大類 Industry section / Industry division | 機構單位數目 No. of establishments | | | | |
|--|---|---------------------------------|-------------------|--------------------|-------------------|-------------------|
| | | 2013 6月 Jun | 2013 9月 Sep | 2013 12月 Dec | 2014 3月 Mar | 2014 6月 Jun |
| B | 採礦及採石 Mining and quarrying | 2 | 2 | 2 | 2 | 2 |
| 08 | 採石及其他非金屬礦的採掘 Quarrying and other mining of non-metal ores | 2 | 2 | 2 | 2 | 2 |
| C | 製造 Manufacturing | 11 609 | 11 586 | 11 541 | 11 574 | 11 470 |
| 10 | 食品的製造 Manufacture of food products | 876 | 914 | 943 | 972 | 1 035 |
| 11 | 飲品的製造 Manufacture of beverages | 30 | 30 | 30 | 30 | 30 |
| 12 | 煙草製品的製造 Manufacture of tobacco products | 2 | 3 | 3 | 3 | 3 |
| 13 | 紡織品的製造 Manufacture of textiles | 720 | 699 | 679 | 659 | 638 |
| 14 | 成衣的製造 Manufacture of wearing apparel | 994 | 989 | 965 | 941 | 933 |
| 15 | 皮革及相關製品的製造 Manufacture of leather and related products | 141 | 142 | 144 | 148 | 151 |
| 16 | 木材及木製品、水松製品、草編及編結材料製品的製造（傢具及玩具除外） Manufacture of wood and of products of wood and cork, articles of straw and plaiting materials (except furniture and toys) | | | | | |
| 17 | 紙及紙製品的製造 Manufacture of paper and paper products | | | | | |
| 18 | 印刷及已儲錄資料媒體的複製 Printing and reproduction of recorded media | 2 704 | 2 692 | 2 677 | 2 684 | 2 644 |
| 19 | 焦煤和精煉石油產品的製造 Manufacture of coke and refined petroleum products | 211 | 212 | 209 | 208 | 206 |
| 20 | 化學品及化學產品的製造 Manufacture of chemicals and chemical products | | | | | |
| 21 | 藥品、醫藥化學劑和植物藥材的製造 Manufacture of pharmaceuticals, medicinal chemical and botanical products | | | | | |

表 5 (續) 按行業主類／行業大類劃分的機構單位數目 (政府部門除外)
Table 5 (cont'd) Number of establishments (excluding civil service) analysed by industry section / industry division

| 香港標準 行業分類 2.0 版編碼 HSIC V2.0 code | 行業主類／行業大類 Industry section / Industry division | 機構單位數目 No. of establishments | | | | |
|--|---|---------------------------------|-------------------|--------------------|-------------------|-------------------|
| | | 2013 6月 Jun | 2013 9月 Sep | 2013 12月 Dec | 2014 3月 Mar | 2014 6月 Jun |
| 22 | 橡膠及塑膠產品的製造 (傢具、玩具、體育用品及文具除外) Manufacture of rubber and plastics products (except furniture, toys, sports goods and stationery) | 409 | 399 | 398 | 395 | 359 |
| 23 | 其他非金屬礦產製品的製造 Manufacture of other non-metallic mineral products | 198 | 198 | 204 | 206 | 205 |
| 24 | 基本金屬的製造 Manufacture of basic metals | 91 | 90 | 87 | 84 | 84 |
| 25 | 金屬製品的製造 (機械及設備除外) Manufacture of fabricated metal products (except machinery and equipment) | 827 | 801 | 793 | 765 | 768 |
| 26 | 電腦、電子及光學產品的製造 Manufacture of computer, electronic and optical products | 339 | 334 | 324 | 325 | 325 |
| 27 | 電器設備的製造 Manufacture of electrical equipment | 217 | 217 | 220 | 212 | 215 |
| 28 | 其他機械設備的製造 Manufacture of machinery and equipment n.e.c. | 404 | 396 | 391 | 381 | 373 |
| 29 | 汽車的裝嵌 Body assembly of motor vehicles | 90 | 86 | 85 | 86 | 83 |
| 30 | 其他運輸設備的製造 Manufacture of other transport equipment | | | | | |
| 31 | 傢具的製造 Manufacture of furniture | 145 | 145 | 158 | 159 | 157 |
| 32 | 其他製造業 Other manufacturing | 1 364 | 1 396 | 1 387 | 1 480 | 1 444 |
| 33 | 機械及設備的維修及安裝 Repair and installation of machinery and equipment | 1 292 | 1 289 | 1 285 | 1 285 | 1 280 |
| D & E | 電力和燃氣供應及廢棄物管理 Electricity and gas supply, and waste management | 412 | 419 | 417 | 438 | 433 |
| D | 電力及燃氣供應 Electricity and gas supply | 8 | 8 | 8 | 8 | 8 |
| 35 | 電力及燃氣供應 Electricity and gas supply | 8 | 8 | 8 | 8 | 8 |
| E | 污水處理、廢棄物管理及污染防治服務 Sewerage, waste management and remediation services | 404 | 411 | 409 | 430 | 425 |

表 5 (續) 按行業主類／行業大類劃分的機構單位數目 (政府部門除外)
Table 5 (cont'd) Number of establishments (excluding civil service) analysed by industry section / industry division

| 香港標準 行業分類 2.0 版編碼 HSIC V2.0 code | 行業主類／行業大類 Industry section / Industry division | 機構單位數目 No. of establishments | | | | |
|--|---|---------------------------------|-------------------|--------------------|-------------------|-------------------|
| | | 2013 6月 Jun | 2013 9月 Sep | 2013 12月 Dec | 2014 3月 Mar | 2014 6月 Jun |
| 37 | 污水處理 Sewerage | 33 | 32 | 32 | 33 | 33 |
| 38 | 廢棄物的收集、處理及處置；資源的回收處理 Waste collection, treatment and disposal; materials recovery | 366 | 374 | 372 | 392 | 387 |
| 39 | 污染防治及其他廢棄物處理服務 Remediation and other waste management services | 5 | 5 | 5 | 5 | 5 |
| F | 建築地盤 Construction sites | 1 247 | 1 315 | 1 309 | 1 296 | 1 314 |
| | 公營地盤 Public sector sites | 457 | 490 | 502 | 512 | 538 |
| | 樓宇建築地盤 Building sites | 125 | 132 | 136 | 143 | 156 |
| | 土木工程地盤 Civil engineering sites | 332 | 358 | 366 | 369 | 382 |
| | 私營地盤 Private sector sites | 790 | 825 | 807 | 784 | 776 |
| | 樓宇建築地盤 Building sites | 696 | 720 | 699 | 683 | 672 |
| | 土木工程地盤 Civil engineering sites | 94 | 105 | 108 | 101 | 104 |
| G | 進出口貿易、批發及零售⁽¹⁾ Import/export, wholesale and retail trades | 181 381 | 180 905 | 181 663 | 182 126 | 182 462 |
| | 進出口貿易及批發 Import/export trade and wholesale | 116 335 | 115 976 | 116 276 | 116 322 | 116 526 |
| 45 | 進出口貿易 Import and export trade | 101 731 | 101 521 | 101 796 | 102 101 | 102 249 |
| 46 | 批發 Wholesale | 14 604 | 14 455 | 14 480 | 14 221 | 14 277 |
| | 零售⁽¹⁾ Retail | 65 046 | 64 929 | 65 387 | 65 804 | 65 936 |
| 47 | 零售業 Retail trade | 65 046 | 64 929 | 65 387 | 65 804 | 65 936 |
| H | 運輸、倉庫、郵政及速遞服務⁽¹⁾ Transportation, storage, postal and courier services | 9 652 | 9 673 | 9 701 | 9 750 | 9 799 |
| 49 | 陸路運輸 Land transport | 2 106 | 2 077 | 2 057 | 2 064 | 2 038 |
| 50 | 水上運輸 Water transport | 395 | 402 | 407 | 408 | 412 |

表 5 (續) 按行業主類／行業大類劃分的機構單位數目 (政府部門除外)
Table 5 (cont'd) Number of establishments (excluding civil service) analysed by industry section / industry division

| 香港標準 行業分類 2.0 版編碼 HSIC V2.0 code | 行業主類／行業大類 Industry section / Industry division | 機構單位數目 No. of establishments | | | | |
|--|---|---------------------------------|-------------------|--------------------|-------------------|-------------------|
| | | 2013 6月 Jun | 2013 9月 Sep | 2013 12月 Dec | 2014 3月 Mar | 2014 6月 Jun |
| 51 | 航空運輸 Air transport | 147 | 149 | 147 | 146 | 148 |
| 52 | 貨倉及運輸輔助服務 Warehousing and support services for transportation | 6 340 | 6 393 | 6 457 | 6 501 | 6 544 |
| 53 | 郵政及速遞服務 Postal and courier services | 664 | 652 | 633 | 631 | 657 |
| I | 住宿及膳食服務⁽¹⁾ Accommodation and food services | 17 201 | 17 073 | 17 068 | 17 454 | 17 796 |
| 55 | 住宿服務 Accommodation services | 1 119 | 1 134 | 1 148 | 1 182 | 1 212 |
| 56 | 餐飲服務 Food and beverage services | 16 082 | 15 939 | 15 920 | 16 272 | 16 584 |
| J | 資訊及通訊 Information and communications | 11 807 | 12 035 | 12 224 | 12 287 | 12 414 |
| 58 | 出版 Publishing | 1 584 | 1 583 | 1 604 | 1 628 | 1 629 |
| 59 | 電影、錄像及電視節目製作、錄音及音樂出版 Motion picture, video and television programme production, sound recording and music publishing | 2 303 | 2 327 | 2 343 | 2 341 | 2 338 |
| 60 | 節目編製及廣播 Programming and broadcasting | | | | | |
| 61 | 電訊 Telecommunications | 327 | 332 | 335 | 318 | 311 |
| 62 | 資訊科技服務 Information technology services | 6 870 | 7 029 | 7 139 | 7 195 | 7 312 |
| 63 | 資訊服務 Information services | 723 | 764 | 803 | 805 | 824 |
| K | 金融及保險⁽¹⁾ Financing and insurance | 21 683 | 22 114 | 22 516 | 22 463 | 22 303 |
| 64 | 金融服務 (保險及退休基金除外) Financial services (except insurance and pension funding) | 7 384 | 7 399 | 7 467 | 7 390 | 7 345 |
| 65 | 保險 Insurance | 153 | 153 | 157 | 155 | 157 |
| 66 | 金融保險輔助服務 Services auxiliary to financial and insurance services | 14 146 | 14 562 | 14 892 | 14 918 | 14 801 |

表 5 (續) 按行業主類／行業大類劃分的機構單位數目 (政府部門除外)
Table 5 (cont'd) Number of establishments (excluding civil service) analysed by industry section / industry division

| 香港標準 行業分類 2.0 版編碼 HSIC V2.0 code | 行業主類／行業大類 Industry section / Industry division | 機構單位數目 No. of establishments | | | | |
|--|---|---------------------------------|-------------------|--------------------|-------------------|-------------------|
| | | 2013 6月 Jun | 2013 9月 Sep | 2013 12月 Dec | 2014 3月 Mar | 2014 6月 Jun |
| L | 地產 Real estate | 15 071 | 15 100 | 15 198 | 15 117 | 15 050 |
| 68 | 地產 Real estate | 15 071 | 15 100 | 15 198 | 15 117 | 15 050 |
| M & N | 專業及商用服務⁽¹⁾ Professional and business services | 42 017 | 42 578 | 43 836 | 43 867 | 43 631 |
| M | 專業、科學及技術服務 Professional, scientific and technical services | 29 169 | 29 553 | 30 519 | 30 604 | 30 443 |
| 69 | 法律及會計服務 Legal and accounting services | 7 049 | 7 131 | 7 331 | 7 374 | 7 350 |
| 70 | 總辦事處；管理及管理顧問服務 Activities of head offices; management and management consultancy services | 7 033 | 7 167 | 7 453 | 7 467 | 7 449 |
| 71 | 建築及工程服務、技術測試及分析 Architecture and engineering services, technical testing and analysis | 3 176 | 3 193 | 3 266 | 3 260 | 3 256 |
| 72 | 科學研究及發展 Scientific research and development | 152 | 151 | 151 | 150 | 145 |
| 74 | 廣告及市場研究 Advertising and market research | 3 631 | 3 614 | 3 669 | 3 678 | 3 639 |
| 73 | 獸醫 Veterinary services | 8 128 | 8 297 | 8 649 | 8 675 | 8 604 |
| 75 | 其他專業、科學及技術服務 Other professional, scientific and technical services | | | | | |
| N | 行政及支援服務⁽¹⁾ Administrative and support services | 12 848 | 13 025 | 13 317 | 13 263 | 13 188 |
| 77 | 租賃服務 Rental and leasing services | 629 | 647 | 650 | 672 | 684 |
| 78 | 就業服務 Employment services | 2 578 | 2 615 | 2 698 | 2 692 | 2 682 |
| 79 | 旅行代理、代訂服務及相關服務 Travel agency, reservation service and related services | 2 687 | 2 704 | 2 761 | 2 740 | 2 743 |
| 80 | 保安及偵查服務 Security and investigation services | 209 | 213 | 215 | 216 | 216 |
| 81 | 建築物及園境護理服務 Services to buildings and landscape care | 1 658 | 1 670 | 1 696 | 1 672 | 1 684 |
| 82 | 辦公室行政、辦公室支援及其他商業支援服務 Office administrative, office support and other business support services | 5 087 | 5 176 | 5 297 | 5 271 | 5 179 |

表 5 (續) 按行業主類／行業大類劃分的機構單位數目 (政府部門除外)
Table 5 (cont'd) Number of establishments (excluding civil service) analysed by industry section / industry division

| 香港標準 行業分類 2.0 版編碼 HSIC V2.0 code | 行業主類／行業大類 Industry section / Industry division | 機構單位數目 No. of establishments | | | | |
|--|---|---------------------------------|-------------------|--------------------|-------------------|-------------------|
| | | 2013 6月 Jun | 2013 9月 Sep | 2013 12月 Dec | 2014 3月 Mar | 2014 6月 Jun |
| P - S | 社會及個人服務⁽¹⁾ Social and personal services | 44 194 | 44 840 | 45 562 | 46 037 | 46 682 |
| P | 教育 Education | 12 042 | 12 304 | 12 549 | 12 917 | 13 329 |
| 85 | 教育 Education | 12 042 | 12 304 | 12 549 | 12 917 | 13 329 |
| Q | 人類保健及社會工作服務⁽¹⁾ Human health and social work services | 10 594 | 10 682 | 10 813 | 10 820 | 10 890 |
| 86 | 人類保健服務 Human health services | 7 357 | 7 466 | 7 592 | 7 612 | 7 678 |
| 87 | 住宿護理服務 Residential care services | 1 169 | 1 169 | 1 163 | 1 166 | 1 161 |
| 88 | 社會工作服務 Social work services | 2 068 | 2 047 | 2 058 | 2 042 | 2 051 |
| R | 藝術、娛樂及康樂活動⁽¹⁾ Arts, entertainment and recreation | 2 748 | 2 864 | 2 967 | 3 028 | 3 081 |
| 90 | 創作及表演藝術活動 Creative and performing arts activities | 1 369 | 1 465 | 1 559 | 1 631 | 1 682 |
| 91 | 圖書館、檔案保存、博物館及其他文化活動 Libraries, archives, museums and other cultural activities | 84 | 85 | 84 | 84 | 85 |
| 92 | 遊樂園及主題樂園 Amusement parks and theme parks | 6 | 6 | 6 | 6 | 6 |
| 93 | 體育及其他娛樂服務 Sports and other entertainment services | 1 289 | 1 308 | 1 318 | 1 307 | 1 308 |
| S | 其他服務⁽¹⁾ Other services | 18 810 | 18 990 | 19 233 | 19 272 | 19 382 |
| 94 | 會員制組織活動 Activities of membership organisations | 1 160 | 1 174 | 1 203 | 1 204 | 1 217 |
| 95 | 汽車、電單車、電腦、個人及家庭用品修理 Repair of motor vehicles, motorcycles, computers, personal and household goods | 6 349 | 6 457 | 6 527 | 6 440 | 6 481 |
| 96 | 其他個人服務 Other personal services | 11 301 | 11 359 | 11 503 | 11 628 | 11 684 |
| 以上行業主類總計⁽¹⁾ Total of industry sections above | | 356 276 | 357 640 | 361 037 | 362 411 | 363 356 |

註釋：(1) 數字只涉及有關統計調查所包括的行業，詳情請參閱第 18 頁的「註釋」。

Note: Figures relate only to those industries covered. Please refer to the "Notes" on page 18 for details.

表 6 按選定行業中類／行業小類／行業小分類劃分的機構單位數目、就業人數及職位空缺數目（公務員除外）

Table 6 Number of establishments, persons engaged and vacancies (other than those in the civil service) analysed by selected industry group / industry class / industry sub-class

| 香港標準 行業分類 2.0 版編碼 HSIC V2.0 code | 行業中類／行業小類／行業小分類 Industry group / Industry class / Industry sub-class | 機構單位數目 No. of establishments | | 就業人數 No. of persons engaged | | 職位空缺數目 No. of vacancies | |
|--|---|------------------------------------|-----------------------------|-----------------------------------|-------------------|-------------------------------|-------------------|
| | | 2014 3月 Mar | 2014 6月 Jun | 2014 3月 Mar | 2014 6月 Jun | 2014 3月 Mar | 2014 6月 Jun |
| | | C | 製造 Manufacturing | | | | |
| 131 | 紡紗、梭織及紡織品的染整 Spinning, weaving and finishing of textiles | 263 | 248 | 2 005 | 1 709 | 3 | 5 |
| 1311 | 紡織纖維的紡紗及紡前處理 Preparation and spinning of textile fibres | 44 | 41 | 1 038 | 887 | 1 | 0 |
| 1312 | 梭織 Weaving of textiles | | | | | | |
| 131201 | 梭織棉布 Weaving, cotton | 30 | 27 | 696 | 551 | 0 | 0 |
| 1313 | 紡織品的染整（印刷用絲網的製造除外） Dyeing and finishing of textiles (excl. manufacturing of silkscreen for printing) | 219 | 207 | 967 | 822 | 2 | 5 |
| 131304 | 梭織布料漂染 Bleaching and dyeing of woven fabrics | 34 | 30 | 194 | 106 | 0 | 0 |
| 139 | 其他紡織品的製造 Manufacture of other textiles | 396 | 390 | 2 500 | 2 550 | 59 | 7 |
| 141 | 成衣的製造（毛皮衣服、針織及鉤針編織衣服除外） Manufacture of wearing apparel (except fur, knitted and crocheted apparel) | 734 | 732 | 5 145 | 4 525 | 53 | 36 |
| 142 | 毛皮製品的製造 Manufacture of articles of fur | | | | | | |
| 1411 | 服裝及衣服的製造 Manufacture of garments and clothing | 687 | 685 | 4 868 | 4 252 | 45 | 32 |
| 141101 | 外衣的縫製（皮革衣服、雨衣及直接由紗線原件針織的衣物除外） Manufacture of outer garments (excl. leather garment, raincoat, knitwear from yarn) | 635 | 635 | 3 817 | 3 586 | 24 | 29 |
| 141102 | 裁縫（不設工場的裁縫店除外） Tailoring (excl. custom tailoring without workshop) | | | | | | |
| 141103 | 雨衣的縫製 Manufacture of raincoats | | | | | | |
| 141104 | 內衣及睡衣的縫製 Manufacture of under garments and night garments | 18 | 17 | 504 | 211 | 3 | 2 |

表 6 (續) 按選定行業中類／行業小類／行業小分類劃分的機構單位數目、就業人數及職位空缺數目（公務員除外）

Table 6 (cont'd) Number of establishments, persons engaged and vacancies (other than those in the civil service) analysed by selected industry group / industry class / industry sub-class

| 香港標準 行業分類 2.0 版編碼 HSIC V2.0 code | 行業中類／行業小類／行業小分類 Industry group / Industry class / Industry sub-class | 機構單位數目 No. of establishments | | 就業人數 No. of persons engaged | | 職位空缺數目 No. of vacancies | |
|--|--|------------------------------------|--|-----------------------------------|-------------------|-------------------------------|-------------------|
| | | 2014 3月 Mar | 2014 6月 Jun | 2014 3月 Mar | 2014 6月 Jun | 2014 3月 Mar | 2014 6月 Jun |
| | | 143 | 針織或鉤針編織衣服的製造 Manufacture of knitted and crocheted apparel | 207 | 201 | 3 051 | 2 986 |
| 1432 | 針織或鉤針編織外衣（非針織衣服、雨衣及皮革衣服除外）的製造 Manufacture of knitted and crocheted outerwear (excl. garment not knitted, raincoat, leather garment) | 202 | 196 | 3 017 | 2 953 | 0 | 0 |
| 170 | 紙及紙製品的製造 Manufacture of paper and paper products | 300 | 292 | 982 | 963 | 10 | 31 |
| 1702 | 紙容器及紙板容器的製造 Manufacture of containers of paper and paperboard | 179 | 173 | 484 | 477 | 2 | 21 |
| 181 | 印刷及與印刷相關的服務 Printing and services related to printing | 2 651 | 2 611 | 15 931 | 15 596 | 116 | 329 |
| 1811 | 印刷 Printing | 2 353 | 2 324 | 14 453 | 14 191 | 96 | 269 |
| 261 | 電子組件及介板的製造 Manufacture of electronic components and boards | 115 | 112 | 2 288 | 2 280 | 67 | 32 |
| 262 | 電腦及其周邊設備的製造 Manufacture of computers and peripheral equipment | 27 | 26 | 188 | 173 | 6 | 3 |
| 263 | 通訊設備的製造 Manufacture of communication equipment | 23 | 26 | 101 | 105 | 2 | 0 |
| 264 | 影音器材的製造 Manufacture of audio and video equipment | | | | | | |
| 265 | 計時、量度、檢驗、導航及控制用設備的製造 Manufacture of timing, measuring, testing, navigating and control equipment | 138 | 139 | 1 007 | 985 | 6 | 18 |
| 2652 | 鐘錶的製造 Manufacture of watches and clocks | 121 | 121 | 887 | 865 | 3 | 14 |
| 265201 | 機械鐘及鐘肉、機械錶及錶肉的製造 Manufacture of mechanical watches, watch movements, mechanical clocks and clock movements | 12 | 13 | 199 | 210 | 0 | 0 |
| 265202 | 電子鐘及鐘肉、電子錶及錶肉的製造 Manufacture of electronic watches, watch movements, electronic clocks and clock movements | 43 | 42 | 472 | 440 | 2 | 11 |

表 6 (續) 按選定行業中類／行業小類／行業小分類劃分的機構單位數目、就業人數及職位空缺數目（公務員除外）

Table 6 (cont'd) Number of establishments, persons engaged and vacancies (other than those in the civil service) analysed by selected industry group / industry class / industry sub-class

| 香港標準 行業分類 2.0 版編碼 HSIC V2.0 code | 行業中類／行業小類／行業小分類 Industry group / Industry class / Industry sub-class | 機構單位數目 No. of establishments | | 就業人數 No. of persons engaged | | 職位空缺數目 No. of vacancies | |
|--|---|------------------------------------|--|-----------------------------------|-------------------|-------------------------------|-------------------|
| | | 2014 3月 Mar | 2014 6月 Jun | 2014 3月 Mar | 2014 6月 Jun | 2014 3月 Mar | 2014 6月 Jun |
| | | 265203 | 鐘錶殼及其他鐘錶零件的製造 Manufacture of cases and parts for watches and clocks n.e.c. | 66 | 66 | 216 | 215 |
| 266 | 輻射、電子醫學及電子診療設備的製造 Manufacture of irradiation, electromedical and electrotherapeutic equipment | 22 | 22 | 280 | 289 | 4 | 8 |
| 267 | 光學儀器及設備（眼科用品除外）的製造 Manufacture of optical instruments and equipment (except ophthalmic goods) | | | | | | |
| 268 | 磁性及光學媒體的製造 Manufacture of magnetic and optical media | | | | | | |
| 301 | 船艇的製造 Building of ships and boats | 11 | 11 | 34 | 31 | 0 | 0 |
| 3211 | 珠寶及相關物品的製造 Manufacture of jewellery and related articles | 443 | 437 | 3 247 | 3 075 | 62 | 44 |
| 3243 | 塑膠玩具的製造 Manufacture of plastic toys | 53 | 45 | 183 | 138 | 0 | 6 |
| 3315 | 空中、海上及鐵道運輸設備維修 Repair of air, water and rail transport equipment | 289 | 292 | 9 905 | 9 843 | 1 099 | 847 |
| G | 進出口貿易、批發及零售 ⁽¹⁾ Import/export, wholesale and retail trades | | | | | | |
| 451425 | 中成藥及中草藥出口貿易 Export trading of Chinese drugs and herbs | 207 | 200 | 510 | 503 | 0 | 2 |
| 452425 | 中成藥及中草藥進口批發 Import for wholesale of Chinese drugs and herbs | 364 | 353 | 1 330 | 1 330 | 40 | 23 |
| 460425 | 中成藥及中草藥批發 Wholesale of Chinese drugs and herbs | 344 | 344 | 1 307 | 1 304 | 19 | 10 |
| 471101 | 超級市場 Supermarkets | 860 | 858 | 18 424 | 18 421 | 773 | 880 |
| 471102 | 便利店 Convenience stores | 1 337 | 1 344 | 10 920 | 10 992 | 301 | 254 |
| 471901 | 百貨公司 Department stores | 147 | 148 | 11 908 | 12 476 | 920 | 901 |

表 6 (續) 按選定行業中類／行業小類／行業小分類劃分的機構單位數目、就業人數及職位空缺數目（公務員除外）

Table 6 (cont'd) Number of establishments, persons engaged and vacancies (other than those in the civil service) analysed by selected industry group / industry class / industry sub-class

| 香港標準 行業分類 2.0 版編碼 HSIC V2.0 code | 行業中類／行業小類／行業小分類 Industry group / Industry class / Industry sub-class | 機構單位數目 No. of establishments | | 就業人數 No. of persons engaged | | 職位空缺數目 No. of vacancies | |
|--|---|------------------------------------|---|-----------------------------------|-------------------|-------------------------------|-------------------|
| | | 2014 3月 Mar | 2014 6月 Jun | 2014 3月 Mar | 2014 6月 Jun | 2014 3月 Mar | 2014 6月 Jun |
| | | 4771 | 衣服、鞋類及皮革製品零售店 Retail sale of clothing, footwear and leather articles | 16 386 | 16 390 | 54 267 | 54 483 |
| 4772 | 藥物、醫療健康用品、化妝品及個人護理用品零售店 Retail sale of pharmaceutical, medical and health goods, cosmetics and personal care products | 5 637 | 5 687 | 30 290 | 30 581 | 1 014 | 973 |
| 477201 | 中草藥及中成藥零售店 Retail sale of Chinese drugs and herbs | 1 380 | 1 368 | 4 842 | 4 828 | 47 | 68 |
| 477202 | 藥物及健康補給品零售店（兼售或不兼售化妝品及個人護理用品） Retail sale of medicines and health supplements (with or without selling cosmetics and personal care products) | 2 656 | 2 661 | 15 605 | 15 640 | 534 | 556 |
| 477203 | 醫療用品零售店 Retail sale of medical goods | | | | | | |
| 477204 | 化妝品及個人護理用品零售店 Retail sale of cosmetics and personal care products | 1 601 | 1 658 | 9 843 | 10 113 | 433 | 349 |
| H | 運輸、倉庫、郵政及速遞服務⁽¹⁾ Transportation, storage, postal and courier services | | | | | | |
| 491 | 鐵路及纜索運輸 Railway and cable transport | 5 | 5 | 16 863 | 16 965 | 380 | 368 |
| 492 | 公路運輸 Land transport by road | 2 059 | 2 033 | 27 512 | 27 819 | 969 | 780 |
| 4921 | 公共巴士服務 Public bus services | 5 | 5 | 18 021 | 18 123 | 388 | 388 |
| 4928 | 拖頭拖運服務 Transport by tractors | 2 054 | 2 028 | 9 491 | 9 696 | 581 | 392 |
| 502101 | 持牌及專營渡輪服務 Licensed and franchised ferry services | 9 | 9 | 1 158 | 1 157 | 49 | 46 |
| 510 | 航空運輸 Air transport | 146 | 148 | 25 702 | 25 737 | 172 | 231 |
| 521 | 貨倉及倉庫服務 Warehousing and storage | 649 | 676 | 6 912 | 7 477 | 193 | 102 |
| 5212 | 通用貨倉 General cargo warehouses | 630 | 656 | 6 012 | 6 551 | 180 | 99 |

表 6 (續) 按選定行業中類／行業小類／行業小分類劃分的機構單位數目、就業人數及職位空缺數目（公務員除外）

Table 6 (cont'd) Number of establishments, persons engaged and vacancies (other than those in the civil service) analysed by selected industry group / industry class / industry sub-class

| 香港標準 行業分類 2.0 版編碼 HSIC V2.0 code | 行業中類／行業小類／行業小分類 Industry group / Industry class / Industry sub-class | 機構單位數目 No. of establishments | | 就業人數 No. of persons engaged | | 職位空缺數目 No. of vacancies | |
|--|--|------------------------------------|---|-----------------------------------|-------------------|-------------------------------|-------------------|
| | | 2014 3月 Mar | 2014 6月 Jun | 2014 3月 Mar | 2014 6月 Jun | 2014 3月 Mar | 2014 6月 Jun |
| | | 522 | 運輸輔助服務 Support services for transportation | 5 852 | 5 868 | 71 639 | 71 922 |
| 5221 | 陸路運輸輔助服務 Services incidental to land transportation | 614 | 608 | 7 031 | 7 261 | 103 | 89 |
| 5222 | 水上運輸輔助服務 Services incidental to water transportation | 379 | 373 | 7 575 | 7 507 | 100 | 91 |
| 5223 | 航空運輸輔助服務 Services incidental to air transportation | 45 | 47 | 13 889 | 13 770 | 831 | 692 |
| 5229 | 其他運輸輔助服務 Other transportation support services | 4 814 | 4 840 | 43 144 | 43 384 | 758 | 902 |
| 522901 | 航空貨運代理服務 Air cargo forwarding services | 1 311 | 1 320 | 17 857 | 17 748 | 341 | 304 |
| 522902 | 海上貨運代理服務 Sea cargo forwarding services | 2 308 | 2 309 | 20 344 | 20 442 | 345 | 345 |
| I | 住宿及膳食服務⁽¹⁾ Accommodation and food services | | | | | | |
| 5501 | 酒店 Hotels | 224 | 217 | 37 067 | 36 925 | 1 627 | 1 788 |
| 561101, 561109-11 | 中式餐館及酒樓 Chinese restaurants | 4 843 | 4 861 | 108 065 | 108 398 | 6 009 | 4 830 |
| 561103-08 | 非中式餐館 Non-Chinese restaurants | 2 260 | 2 292 | 30 925 | 31 583 | 2 415 | 1 760 |
| 5612 | 快餐店 Fast food shops | 1 604 | 1 622 | 42 119 | 41 609 | 3 433 | 4 056 |
| J | 資訊及通訊 Information and communications | | | | | | |
| 581 | 書籍、期刊的出版及其他出版活動 Publishing of books, periodicals and other publishing activities | 1 363 | 1 361 | 19 522 | 19 491 | 195 | 291 |
| 582 | 軟件出版 Software publishing | 265 | 268 | 1 949 | 1 962 | 79 | 8 |
| 591 | 電影、錄像及電視節目製作活動 Motion picture, video and television programme activities | 1 810 | 1 806 | 8 419 | 8 325 | 123 | 85 |
| 592 | 錄音及音樂出版活動 Sound recording and music publishing activities | 496 | 496 | 1 097 | 1 099 | 2 | 4 |

表 6 (續) 按選定行業中類／行業小類／行業小分類劃分的機構單位數目、就業人數及職位空缺數目（公務員除外）

Table 6 (cont'd) Number of establishments, persons engaged and vacancies (other than those in the civil service) analysed by selected industry group / industry class / industry sub-class

| 香港標準 行業分類 2.0 版編碼 HSIC V2.0 code | 行業中類／行業小類／行業小分類 Industry group / Industry class / Industry sub-class | 機構單位數目 No. of establishments | | 就業人數 No. of persons engaged | | 職位空缺數目 No. of vacancies | |
|--|---|------------------------------------|--|-----------------------------------|-------------------|-------------------------------|-------------------|
| | | 2014 3月 Mar | 2014 6月 Jun | 2014 3月 Mar | 2014 6月 Jun | 2014 3月 Mar | 2014 6月 Jun |
| | | 611 | 電訊網絡營運 Telecommunications network operation | 30 | 30 | 10 668 | 10 740 |
| 619 | 其他電訊服務 Other telecommunications services | 288 | 281 | 7 541 | 7 307 | 298 | 246 |
| 6191 | 互聯網接駁服務 Internet access services | 46 | 46 | 1 413 | 1 335 | 84 | 63 |
| 6199 | 其他雜項電訊服務 Other miscellaneous telecommunications services n.e.c. | 242 | 235 | 6 128 | 5 972 | 214 | 183 |
| 620 | 資訊科技服務 Information technology services | 7 195 | 7 312 | 41 174 | 41 723 | 1 389 | 1 257 |
| K | 金融及保險⁽¹⁾ Financing and insurance | | | | | | |
| 6412 | 本地銀行單位 Domestic banking units | 1 558 | 1 552 | 97 851 | 98 577 | 1 688 | 2 071 |
| 641201 | 持牌銀行 Licensed banks | 1 434 | 1 428 | 94 090 | 94 524 | 1 643 | 1 999 |
| 641202 | 有限制牌照銀行 Restricted licensed banks | 24 | 24 | 2 597 | 2 892 | 15 | 65 |
| 641203 | 接受存款公司 Deposit-taking companies | 100 | 100 | 1 164 | 1 161 | 30 | 7 |
| 642 | 投資及控股公司 Investment and holding companies | 3 977 | 3 923 | 24 515 | 24 273 | 278 | 262 |
| 6611 | 證券及期貨市場管理 Administration of marketplaces for securities and commodity contracts | 1 040 | 1 035 | 23 884 | 23 850 | 360 | 380 |
| 6612 | 證券及期貨處理服務 Securities and commodity contracts dealing services | | | | | | |
| 662 | 保險及退休基金輔助服務 Services auxiliary to insurance and pension funding | 10 351 | 10 268 | 20 960 | 20 814 | 848 | 1 259 |
| L | 地產 Real estate | | | | | | |
| 681 | 涉及自置或租賃物業的地產服務 Real estate services with own or leased property | 7 702 | 7 670 | 25 741 | 25 856 | 308 | 348 |

表 6 (續) 按選定行業中類／行業小類／行業小分類劃分的機構單位數目、就業人數及職位空缺數目（公務員除外）

Table 6 (cont'd) Number of establishments, persons engaged and vacancies (other than those in the civil service) analysed by selected industry group / industry class / industry sub-class

| 香港標準 行業分類 2.0 版編碼 HSIC V2.0 code | 行業中類／行業小類／行業小分類 Industry group / Industry class / Industry sub-class | 機構單位數目 No. of establishments | | 就業人數 No. of persons engaged | | 職位空缺數目 No. of vacancies | |
|--|---|------------------------------------|---------------------------------|-----------------------------------|-------------------|-------------------------------|-------------------|
| | | 2014 3月 Mar | 2014 6月 Jun | 2014 3月 Mar | 2014 6月 Jun | 2014 3月 Mar | 2014 6月 Jun |
| | | 6811 | 地產發展 Real estate development | 475 | 463 | 2 839 | 2 813 |
| 682 | 按收費或以合約形式進行的地產服務 Real estate services on a fee or contract basis | 7 415 | 7 380 | 101 210 | 100 768 | 3 654 | 3 503 |
| 6821 | 地產經紀及代理 Real estate brokerage and agency | 5 297 | 5 294 | 28 235 | 28 194 | 978 | 836 |
| 6822 | 地產保養管理服務 Real estate maintenance management | 1 953 | 1 920 | 72 406 | 72 008 | 2 671 | 2 665 |
| M & N | 專業及商用服務⁽¹⁾ Professional and business services | | | | | | |
| 691 | 法律服務 Legal services | 2 337 | 2 321 | 21 650 | 21 527 | 207 | 188 |
| 692 | 會計、簿記及核數服務、稅務顧問 Accounting, bookkeeping and auditing services, tax consultancy | 5 037 | 5 029 | 29 152 | 29 132 | 531 | 460 |
| 711 | 與建造及地產活動相關的建築、測量及工程服務 Architectural, surveying and engineering services related to real estate and construction | 2 196 | 2 197 | 26 632 | 26 832 | 684 | 727 |
| 712 | 技術測試及分析 Technical testing and analysis | 498 | 499 | 10 597 | 10 617 | 350 | 352 |
| 719 | 其他與建造及地產活動無關的工程、技術及顧問服務 Engineering, technical and consultancy services not related to construction and real estate n.e.c. | 566 | 560 | 2 199 | 2 139 | 80 | 62 |
| 811 | 病媒防治服務 Pest control services | 1 534 | 1 530 | 78 959 | 79 001 | 1 619 | 1 936 |
| 812 | 清潔服務 Cleaning services | | | | | | |
| 871 | 護養院 Nursing homes | 41 | 40 | 1 806 | 1 935 | 134 | 99 |
| 873 | 長者住宿照顧服務 Residential care services for the elderly | 777 | 775 | 19 669 | 19 799 | 1 661 | 2 013 |
| P - S | 社會及個人服務⁽¹⁾ Social and personal services | | | | | | |
| 941 | 企業、僱主及專業會員制組織活動 Activities of business, employers and professional membership organisations | 405 | 414 | 3 643 | 3 667 | 109 | 49 |

表 6 (續) 按選定行業中類／行業小類／行業小分類劃分的機構單位數目、就業人數及職位空缺數目（公務員除外）

Table 6 (cont'd) Number of establishments, persons engaged and vacancies (other than those in the civil service) analysed by selected industry group / industry class / industry sub-class

| 香港標準 行業分類 2.0 版編碼 HSIC V2.0 code | 行業中類／行業小類／行業小分類 Industry group / Industry class / Industry sub-class | 機構單位數目 No. of establishments | | 就業人數 No. of persons engaged | | 職位空缺數目 No. of vacancies | |
|--|--|------------------------------------|---|-----------------------------------|-------------------|-------------------------------|-------------------|
| | | 2014 3月 Mar | 2014 6月 Jun | 2014 3月 Mar | 2014 6月 Jun | 2014 3月 Mar | 2014 6月 Jun |
| | | 949 | 其他會員制組織活動 Activities of other membership organisations n.e.c. | 799 | 803 | 6 379 | 6 409 |
| 951 | 汽車及電單車維修服務 Servicing and repairing of motor vehicles and motorcycles | 2 984 | 2 986 | 10 695 | 10 698 | 520 | 569 |
| 952 | 電腦及通訊設備修理 Repair of computers and communications equipment | 671 | 691 | 2 114 | 2 117 | 45 | 73 |
| 953 | 個人及家庭用品修理 Repair of personal and household goods | 2 785 | 2 804 | 6 023 | 6 052 | 51 | 85 |
| 9601 | 洗滌及乾洗服務 Laundry and dry-cleaning services | 1 200 | 1 189 | 5 855 | 5 797 | 219 | 192 |
| 9602 | 美容及美體護理 Beauty and body prettifying treatment | 9 935 | 10 016 | 39 151 | 39 397 | 2 132 | 2 335 |
| | 電子業⁽²⁾ Electronics | 350 | 348 | 4 133 | 4 109 | 95 | 81 |

註釋：(1) 數字只涉及有關統計調查所包括的行業，詳情請參閱第 18 頁的「註釋」。

Notes: Figures relate only to those industries covered. Please refer to the "Notes" on page 18 for details.

- (2) 政府統計處曾詳細研究電子產品及電子業的統計分類事項，並曾就此徵詢有關的工商業機構，詳情刊載於《香港統計月刊》1986年3月號的特刊內。在「香港標準行業分類2.0版」中，電子業包括下列行業組別：-

The statistical classification of electronic products and the electronics industry had been studied by the Census and Statistics Department in consultation with relevant trade and industrial organisations. Details are given in a special review article published in the March 1986 issue of the *Hong Kong Monthly Digest of Statistics*. The electronics industry in the HSIC V2.0 covers the following industries :-

| | | |
|--------|------------------------|---|
| 261 | 電子組件及介板的製造 | Manufacture of electronic components and boards |
| 262 | 電腦及其周邊設備的製造 | Manufacture of computers and peripheral equipment |
| 263 | 通訊設備的製造 | Manufacture of communication equipment |
| 264 | 影音器材的製造 | Manufacture of audio and video equipment |
| 2651 | 量度、檢驗、導航及控制用設備的製造 | Manufacture of measuring, testing, navigating and control equipment |
| 265202 | 電子鐘及鐘肉、電子錶及錶肉的製造 | Manufacture of electronic watches, watch movements, electronic clocks and clock movements |
| 268 | 磁性及光學媒體的製造 | Manufacture of magnetic and optical media |
| 2731 | 電力電線、光纖電纜及其他電纜的製造 | Manufacture of electric wire, fibre optic cables and other cables |
| 279 | 其他電力設備的製造 | Manufacture of other electrical equipment |
| 2817 | 辦公室機械設備的製造（電腦及其周邊設備除外） | Manufacture of office machinery and equipment (except computers and peripheral equipment) |
| 3245 | 電子遊戲用品及玩具的製造 | Manufacture of electronic games and toys |

表 7 按零售商類別劃分的零售業機構單位數目、就業人數及職位空缺數目
(公務員除外)

Table 7 Number of establishments, persons engaged and vacancies (other than those in the civil service) in the retail trade analysed by type of retail outlet

| 零售商類別 Type of retail outlet | 機構單位數目 No. of establishments | | 就業人數 No. of persons engaged | | 職位空缺數目 No. of vacancies | |
|---|---------------------------------|-------------------|--------------------------------|-------------------|----------------------------|-------------------|
| | 2014 3月 Mar | 2014 6月 Jun | 2014 3月 Mar | 2014 6月 Jun | 2014 3月 Mar | 2014 6月 Jun |
| 食品、酒類飲品及煙草(超級市場/便利店除外) Food, alcoholic drinks and tobacco (other than supermarkets / convenience stores) | 14 624 | 14 610 | 46 124 | 46 277 | 1 746 | 1 167 |
| 其中: Of which: | | | | | | |
| 麵包、糕餅、糖果及餅乾 <i>Bread, pastry, confectionery and biscuits</i> | 2 138 | 2 144 | 13 044 | 12 992 | 761 | 432 |
| 超級市場/便利店 Supermarkets / Convenience stores | 2 197 | 2 202 | 29 344 | 29 413 | 1 074 | 1 134 |
| 燃料 Fuels | 344 | 343 | 3 214 | 3 348 | 26 | 53 |
| 衣物、鞋類及有關製品 Clothing, footwear and allied products | 15 683 | 15 682 | 50 143 | 50 336 | 1 777 | 1 991 |
| 其中: Of which: | | | | | | |
| 服裝 <i>Wearing apparel</i> | 13 681 | 13 683 | 43 362 | 43 505 | 1 582 | 1 761 |
| 鞋類、有關製品及其他衣物配件 <i>Footwear, allied products and other clothing accessories</i> | 2 002 | 1 999 | 6 781 | 6 831 | 195 | 230 |
| 耐用消費品 Consumer durable goods | 7 448 | 7 457 | 33 199 | 33 399 | 1 141 | 959 |
| 其中: Of which: | | | | | | |
| 汽車及汽車零件 <i>Motor vehicles and parts</i> | 1 356 | 1 355 | 6 005 | 6 003 | 195 | 249 |
| 電器及攝影器材 <i>Electrical goods and photographic equipment</i> | 3 400 | 3 410 | 14 422 | 14 577 | 556 | 327 |
| 百貨公司 Department stores | 147 | 148 | 11 908 | 12 476 | 920 | 901 |

表 7 (續) 按零售商類別劃分的零售業機構單位數目、就業人數及職位空缺數目
(公務員除外)

Table 7 (cont'd) Number of establishments, persons engaged and vacancies (other than those in the civil service) in the retail trade analysed by type of retail outlet

| 零售商類別 Type of retail outlet | 機構單位數目 No. of establishments | | 就業人數 No. of persons engaged | | 職位空缺數目 No. of vacancies | |
|--|---|-------------------|--------------------------------|-------------------|----------------------------|-------------------|
| | 2014 3月 Mar | 2014 6月 Jun | 2014 3月 Mar | 2014 6月 Jun | 2014 3月 Mar | 2014 6月 Jun |
| | 珠寶首飾、鐘錶及名貴禮物 Jewellery, watches and clocks, and valuable gifts | 3 975 | 3 987 | 20 503 | 20 562 | 323 |
| 其他消費品 Other consumer goods | 21 386 | 21 507 | 75 562 | 76 093 | 2 674 | 2 242 |
| 其中: Of which: | | | | | | |
| 書報、文具及禮品 <i>Books, newspapers, stationery and gifts</i> | 2 492 | 2 471 | 7 320 | 7 069 | 184 | 101 |
| 中藥 <i>Chinese drugs and herbs</i> | 1 380 | 1 368 | 4 842 | 4 828 | 47 | 68 |
| 藥物及化妝品 <i>Medicines and cosmetics</i> | 4 056 | 4 113 | 24 862 | 25 129 | 934 | 879 |
| 所有零售商類別 All retail outlets | 65 804 | 65 936 | 269 997 | 271 904 | 9 681 | 8 805 |

註釋：有關零售商的「香港標準行業分類 2.0 版」編碼，請參閱附錄乙。
Note: Please refer to Appendix B for the HSIC V2.0 codes of the retail outlet.

表 8 按行業主類／行業大類及性別劃分的就業人數（公務員除外）
Table 8 Number of persons engaged (other than those in the civil service) analysed by industry section / industry division and sex

| 香港標準 行業分類 2.0 版編碼 HSIC V2.0 code | 行業主類／行業大類 Industry section / Industry division | 就業人數 No. of persons engaged | | | | | |
|--|---|--------------------------------|---------------|----------------|----------------------|---------------|----------------|
| | | 2014年3月 March 2014 | | | 2014年6月 June 2014 | | |
| | | 男性 Male | 女性 Female | 總計 Total | 男性 Male | 女性 Female | 總計 Total |
| B | 採礦及採石 Mining and quarrying | 68 | 10 | 78 | 71 | 11 | 82 |
| 08 | 採石及其他非金屬礦的採掘 Quarrying and other mining of non-metal ores | 68 | 10 | 78 | 71 | 11 | 82 |
| C | 製造 Manufacturing | 64 184 | 39 314 | 103 498 | 63 458 | 38 764 | 102 222 |
| 10 | 食品的製造 Manufacture of food products | 13 108 | 11 750 | 24 858 | 12 897 | 12 402 | 25 299 |
| 11 | 飲品的製造 Manufacture of beverages | 2 268 | 657 | 2 925 | 2 317 | 682 | 2 999 |
| 12 | 煙草製品的製造 Manufacture of tobacco products | 381 | 181 | 562 | 340 | 157 | 497 |
| 13 | 紡織品的製造 Manufacture of textiles | 2 246 | 2 259 | 4 505 | 2 178 | 2 081 | 4 259 |
| 14 | 成衣的製造 Manufacture of wearing apparel | 3 136 | 5 060 | 8 196 | 3 399 | 4 112 | 7 511 |
| 15 | 皮革及相關製品的製造 Manufacture of leather and related products | | | | | | |
| 16 | 木材及木製品、水松製品、草編及編結材料製品的製造（傢具及玩具除外） Manufacture of wood and of products of wood and cork, articles of straw and plaiting materials (except furniture and toys) | 318 | 143 | 461 | 322 | 146 | 468 |
| 17 | 紙及紙製品的製造 Manufacture of paper and paper products | 695 | 287 | 982 | 687 | 276 | 963 |
| 18 | 印刷及已儲錄資料媒體的複製 Printing and reproduction of recorded media | 10 787 | 5 963 | 16 750 | 10 698 | 5 675 | 16 373 |
| 19 | 焦煤和精煉石油產品的製造 Manufacture of coke and refined petroleum products | | | | | | |
| 20 | 化學品及化學產品的製造 Manufacture of chemicals and chemical products | 1 092 | 749 | 1 841 | 1 259 | 729 | 1 988 |
| 21 | 藥品、醫藥化學劑和植物藥材的製造 Manufacture of pharmaceuticals, medicinal chemical and botanical products | 1 915 | 2 545 | 4 460 | 1 797 | 2 910 | 4 707 |

表 8 (續) 按行業主類／行業大類及性別劃分的就業人數（公務員除外）
Table 8 (cont'd) Number of persons engaged (other than those in the civil service) analysed by industry section / industry division and sex

| 香港標準 行業分類 2.0 版編碼 HSIC V2.0 code | 行業主類／行業大類 Industry section / Industry division | 就業人數 No. of persons engaged | | | | | |
|--|--|--------------------------------|--------------|---------------|----------------------|--------------|---------------|
| | | 2014年3月 March 2014 | | | 2014年6月 June 2014 | | |
| | | 男性 Male | 女性 Female | 總計 Total | 男性 Male | 女性 Female | 總計 Total |
| 22 | 橡膠及塑膠產品的製造（傢具、玩具、體育用品及文具除外） Manufacture of rubber and plastics products (except furniture, toys, sports goods and stationery) | 1 298 | 1 000 | 2 298 | 1 456 | 672 | 2 128 |
| 23 | 其他非金屬礦產產品的製造 Manufacture of other non-metallic mineral products | 864 | 245 | 1 109 | 925 | 188 | 1 113 |
| 24 | 基本金屬的製造 Manufacture of basic metals | 975 | 194 | 1 169 | 954 | 223 | 1 177 |
| 25 | 金屬製品的製造（機械及設備除外） Manufacture of fabricated metal products (except machinery and equipment) | 2 344 | 559 | 2 903 | 2 175 | 718 | 2 893 |
| 26 | 電腦、電子及光學產品的製造 Manufacture of computer, electronic and optical products | 2 157 | 1 707 | 3 864 | 2 054 | 1 778 | 3 832 |
| 27 | 電器設備的製造 Manufacture of electrical equipment | 1 197 | 708 | 1 905 | 1 318 | 574 | 1 892 |
| 28 | 其他機械設備的製造 Manufacture of machinery and equipment n.e.c. | 1 598 | 353 | 1 951 | 1 538 | 307 | 1 845 |
| 29 | 汽車的裝嵌 Body assembly of motor vehicles | 858 | 52 | 910 | 732 | 63 | 795 |
| 30 | 其他運輸設備的製造 Manufacture of other transport equipment | | | | | | |
| 31 | 傢具的製造 Manufacture of furniture | 356 | 102 | 458 | 364 | 83 | 447 |
| 32 | 其他製造業 Other manufacturing | 5 126 | 2 904 | 8 030 | 4 847 | 2 858 | 7 705 |
| 33 | 機械及設備的維修及安裝 Repair and installation of machinery and equipment | 11 465 | 1 896 | 13 361 | 11 201 | 2 130 | 13 331 |
| D & E | 電力和燃氣供應及廢棄物管理 Electricity and gas supply, and waste management | 8 584 | 2 429 | 11 013 | 8 503 | 2 464 | 10 967 |
| D | 電力及燃氣供應 Electricity and gas supply | 6 467 | 1 295 | 7 762 | 6 441 | 1 362 | 7 803 |
| 35 | 電力及燃氣供應 Electricity and gas supply | 6 467 | 1 295 | 7 762 | 6 441 | 1 362 | 7 803 |

表 8 (續) 按行業主類／行業大類及性別劃分的就業人數（公務員除外）
Table 8 (cont'd) Number of persons engaged (other than those in the civil service) analysed by industry section / industry division and sex

| 香港標準 行業分類 2.0 版編碼 HSIC V2.0 code | 行業主類／行業大類 Industry section / Industry division | 就業人數 No. of persons engaged | | | | | |
|--|---|--------------------------------|----------------|----------------|----------------------|----------------|----------------|
| | | 2014年3月 March 2014 | | | 2014年6月 June 2014 | | |
| | | 男性 Male | 女性 Female | 總計 Total | 男性 Male | 女性 Female | 總計 Total |
| E | 污水處理、廢棄物管理及污染防治服務 Sewerage, waste management and remediation services | 2 117 | 1 134 | 3 251 | 2 062 | 1 102 | 3 164 |
| 37 | 污水處理 Sewerage | 212 | 32 | 244 | 235 | 28 | 263 |
| 38 | 廢棄物的收集、處理及處置；資源的回收處理 Waste collection, treatment and disposal; materials recovery | 1 879 | 1 099 | 2 978 | 1 806 | 1 070 | 2 876 |
| 39 | 污染防治及其他廢棄物處理服務 Remediation and other waste management services | 26 | 3 | 29 | 21 | 4 | 25 |
| F | 建築地盤（只包括地盤工人） Construction sites (manual workers only) | 70 613 | 7 957 | 78 570 | 72 770 | 6 964 | 79 734 |
| | 公營地盤 Public sector sites | 30 621 | 2 766 | 33 387 | 33 711 | 2 638 | 36 349 |
| | 樓宇建築地盤 Building sites | 7 906 | 879 | 8 785 | 9 023 | 909 | 9 932 |
| | 土木工程地盤 Civil engineering sites | 22 715 | 1 887 | 24 602 | 24 688 | 1 729 | 26 417 |
| | 私營地盤 Private sector sites | 39 992 | 5 191 | 45 183 | 39 059 | 4 326 | 43 385 |
| | 樓宇建築地盤 Building sites | 38 571 | 5 105 | 43 676 | 37 534 | 4 258 | 41 792 |
| | 土木工程地盤 Civil engineering sites | 1 421 | 86 | 1 507 | 1 525 | 68 | 1 593 |
| G | 進出口貿易、批發及零售⁽¹⁾ Import/export, wholesale and retail trades | 398 774 | 424 141 | 822 915 | 400 134 | 425 863 | 825 997 |
| | 進出口貿易及批發 Import/export trade and wholesale | 292 315 | 260 603 | 552 918 | 292 792 | 261 301 | 554 093 |
| 45 | 進出口貿易 Import and export trade | 255 761 | 235 048 | 490 809 | 255 621 | 236 011 | 491 632 |
| 46 | 批發 Wholesale | 36 554 | 25 555 | 62 109 | 37 171 | 25 290 | 62 461 |
| | 零售⁽¹⁾ Retail | 106 459 | 163 538 | 269 997 | 107 342 | 164 562 | 271 904 |
| 47 | 零售業 Retail trade | 106 459 | 163 538 | 269 997 | 107 342 | 164 562 | 271 904 |
| H | 運輸、倉庫、郵政及速遞服務⁽¹⁾ Transportation, storage, postal and courier services | 112 312 | 59 409 | 171 721 | 113 461 | 61 086 | 174 547 |
| 49 | 陸路運輸 Land transport | 38 417 | 5 958 | 44 375 | 38 148 | 6 636 | 44 784 |

表 8 (續) 按行業主類／行業大類及性別劃分的就業人數（公務員除外）
Table 8 (cont'd) Number of persons engaged (other than those in the civil service) analysed by industry section / industry division and sex

| 香港標準 行業分類 2.0 版編碼 HSIC V2.0 code | 行業主類／行業大類 Industry section / Industry division | 就業人數 No. of persons engaged | | | | | |
|--|---|--------------------------------|----------------|----------------|----------------------|----------------|----------------|
| | | 2014年3月 March 2014 | | | 2014年6月 June 2014 | | |
| | | 男性 Male | 女性 Female | 總計 Total | 男性 Male | 女性 Female | 總計 Total |
| 50 | 水上運輸 Water transport | 6 787 | 4 488 | 11 275 | 7 331 | 4 096 | 11 427 |
| 51 | 航空運輸 Air transport | 9 917 | 15 785 | 25 702 | 9 612 | 16 125 | 25 737 |
| 52 | 貨倉及運輸輔助服務 Warehousing and support services for transportation | 48 475 | 30 076 | 78 551 | 48 548 | 30 851 | 79 399 |
| 53 | 郵政及速遞服務 Postal and courier services | 8 716 | 3 102 | 11 818 | 9 822 | 3 378 | 13 200 |
| I | 住宿及膳食服務⁽¹⁾ Accommodation and food services | 131 883 | 149 347 | 281 230 | 135 442 | 147 712 | 283 154 |
| 55 | 住宿服務 Accommodation services | 21 249 | 19 118 | 40 367 | 21 334 | 18 966 | 40 300 |
| 56 | 餐飲服務 Food and beverage services | 110 634 | 130 229 | 240 863 | 114 108 | 128 746 | 242 854 |
| J | 資訊及通訊 Information and communications | 67 258 | 35 607 | 102 865 | 68 539 | 34 978 | 103 517 |
| 58 | 出版 Publishing | 12 209 | 9 262 | 21 471 | 12 074 | 9 379 | 21 453 |
| 59 | 電影、錄像及電視節目製作、錄音及音樂出版 Motion picture, video and television programme production, sound recording and music publishing | 9 827 | 6 213 | 16 040 | 9 405 | 6 840 | 16 245 |
| 60 | 節目編製及廣播 Programming and broadcasting | | | | | | |
| 61 | 電訊 Telecommunications | 10 576 | 7 633 | 18 209 | 11 570 | 6 477 | 18 047 |
| 62 | 資訊科技服務 Information technology services | 31 102 | 10 072 | 41 174 | 31 728 | 9 995 | 41 723 |
| 63 | 資訊服務 Information services | 3 544 | 2 427 | 5 971 | 3 762 | 2 287 | 6 049 |
| K | 金融及保險⁽¹⁾ Financing and insurance | 104 154 | 108 636 | 212 790 | 104 585 | 109 409 | 213 994 |
| 64 | 金融服務（保險及退休基金除外） Financial services (except insurance and pension funding) | 63 150 | 67 909 | 131 059 | 63 733 | 67 856 | 131 589 |
| 65 | 保險 Insurance | 6 180 | 8 623 | 14 803 | 6 320 | 9 174 | 15 494 |
| 66 | 金融保險輔助服務 Services auxiliary to financial and insurance services | 34 824 | 32 104 | 66 928 | 34 532 | 32 379 | 66 911 |

表 8 (續) 按行業主類／行業大類及性別劃分的就業人數（公務員除外）
Table 8 (cont'd) Number of persons engaged (other than those in the civil service) analysed by industry section / industry division and sex

| 香港標準 行業分類 2.0 版編碼 HSIC V2.0 code | 行業主類／行業大類 Industry section / Industry division | 就業人數 No. of persons engaged | | | | | |
|--|---|--------------------------------|----------------|----------------|----------------------|----------------|----------------|
| | | 2014年3月 March 2014 | | | 2014年6月 June 2014 | | |
| | | 男性 Male | 女性 Female | 總計 Total | 男性 Male | 女性 Female | 總計 Total |
| L | 地產 Real estate | 77 076 | 49 875 | 126 951 | 77 577 | 49 047 | 126 624 |
| 68 | 地產 Real estate | 77 076 | 49 875 | 126 951 | 77 577 | 49 047 | 126 624 |
| M & N | 專業及商用服務⁽¹⁾ Professional and business services | 172 578 | 180 968 | 353 546 | 175 114 | 178 252 | 353 366 |
| M | 專業、科學及技術服務 Professional, scientific and technical services | 87 427 | 76 363 | 163 790 | 88 671 | 74 599 | 163 270 |
| 69 | 法律及會計服務 Legal and accounting services | 23 188 | 27 614 | 50 802 | 23 094 | 27 565 | 50 659 |
| 70 | 總辦事處；管理及管理顧問服務 Activities of head offices; management and management consultancy services | 15 914 | 18 071 | 33 985 | 16 397 | 17 402 | 33 799 |
| 71 | 建築及工程服務、技術測試及分析 Architecture and engineering services, technical testing and analysis | 25 393 | 14 035 | 39 428 | 26 504 | 13 084 | 39 588 |
| 72 | 科學研究及發展 Scientific research and development | 1 546 | 543 | 2 089 | 1 473 | 597 | 2 070 |
| 74 | 廣告及市場研究 Advertising and market research | 8 046 | 6 387 | 14 433 | 7 866 | 6 408 | 14 274 |
| 73 | 獸醫 Veterinary services | 13 340 | 9 713 | 23 053 | 13 337 | 9 543 | 22 880 |
| 75 | 其他專業、科學及技術服務 Other professional, scientific and technical services | | | | | | |
| N | 行政及支援服務⁽¹⁾ Administrative and support services | 85 151 | 104 605 | 189 756 | 86 443 | 103 653 | 190 096 |
| 77 | 租賃服務 Rental and leasing services | 1 933 | 1 205 | 3 138 | 1 824 | 1 321 | 3 145 |
| 78 | 就業服務 Employment services | 7 362 | 9 292 | 16 654 | 7 451 | 9 617 | 17 068 |
| 79 | 旅行代理、代訂服務及相關服務 Travel agency, reservation service and related services | 7 515 | 12 762 | 20 277 | 7 872 | 12 477 | 20 349 |
| 80 | 保安及偵查服務 Security and investigation services | 31 901 | 14 910 | 46 811 | 31 116 | 15 755 | 46 871 |
| 81 | 建築物及園境護理服務 Services to buildings and landscape care | 26 577 | 54 982 | 81 559 | 28 356 | 53 438 | 81 794 |
| 82 | 辦公室行政、辦公室支援及其他商業支援服務 Office administrative, office support and other business support services | 9 863 | 11 454 | 21 317 | 9 824 | 11 045 | 20 869 |

表 8 (續) 按行業主類／行業大類及性別劃分的就業人數（公務員除外）
Table 8 (cont'd) Number of persons engaged (other than those in the civil service) analysed by industry section / industry division and sex

| 香港標準 行業分類 2.0 版編碼 HSIC V2.0 code | 行業主類／行業大類 Industry section / Industry division | 就業人數 No. of persons engaged | | | | | |
|--|---|--------------------------------|------------------|------------------|----------------------|------------------|------------------|
| | | 2014年3月 March 2014 | | | 2014年6月 June 2014 | | |
| | | 男性 Male | 女性 Female | 總計 Total | 男性 Male | 女性 Female | 總計 Total |
| P - S | 社會及個人服務⁽¹⁾ Social and personal services | 169 232 | 306 333 | 475 565 | 169 823 | 310 164 | 479 987 |
| P | 教育 Education | 67 212 | 114 584 | 181 796 | 68 015 | 116 223 | 184 238 |
| 85 | 教育 Education | 67 212 | 114 584 | 181 796 | 68 015 | 116 223 | 184 238 |
| Q | 人類保健及社會工作服務⁽¹⁾ Human health and social work services | 42 830 | 125 685 | 168 515 | 42 164 | 127 228 | 169 392 |
| 86 | 人類保健服務 Human health services | 30 036 | 79 718 | 109 754 | 29 904 | 80 348 | 110 252 |
| 87 | 住宿護理服務 Residential care services | 4 026 | 23 774 | 27 800 | 4 135 | 23 923 | 28 058 |
| 88 | 社會工作服務 Social work services | 8 768 | 22 193 | 30 961 | 8 125 | 22 957 | 31 082 |
| R | 藝術、娛樂及康樂活動⁽¹⁾ Arts, entertainment and recreation | 25 663 | 23 900 | 49 563 | 25 864 | 24 540 | 50 404 |
| 90 | 創作及表演藝術活動 Creative and performing arts activities | 2 156 | 1 878 | 4 034 | 2 328 | 1 820 | 4 148 |
| 91 | 圖書館、檔案保存、博物館及其他文化活動 Libraries, archives, museums and other cultural activities | 232 | 363 | 595 | 218 | 375 | 593 |
| 92 | 遊樂園及主題樂園 Amusement parks and theme parks | 2 977 | 2 508 | 5 485 | 3 265 | 2 702 | 5 967 |
| 93 | 體育及其他娛樂服務 Sports and other entertainment services | 20 298 | 19 151 | 39 449 | 20 053 | 19 643 | 39 696 |
| S | 其他服務⁽¹⁾ Other services | 33 527 | 42 164 | 75 691 | 33 780 | 42 173 | 75 953 |
| 94 | 會員制組織活動 Activities of membership organisations | 4 085 | 5 937 | 10 022 | 4 662 | 5 414 | 10 076 |
| 95 | 汽車、電單車、電腦、個人及家庭用品修理 Repair of motor vehicles, motorcycles, computers, personal and household goods | 15 551 | 3 281 | 18 832 | 15 614 | 3 253 | 18 867 |
| 96 | 其他個人服務 Other personal services | 13 891 | 32 946 | 46 837 | 13 504 | 33 506 | 47 010 |
| 以上行業主類總計⁽¹⁾ Total of industry sections above | | 1 376 716 | 1 364 026 | 2 740 742 | 1 389 477 | 1 364 714 | 2 754 191 |

註釋：(1) 數字只涉及有關統計調查所包括的行業，詳情請參閱第 18 頁的「註釋」。

Note: Figures relate only to those industries covered. Please refer to the "Notes" on page 18 for details.

表 9 按行業主類及機構規模劃分的機構單位數目及就業人數（公務員除外）

Table 9 Number of establishments and persons engaged (other than those in the civil service) analysed by industry section and size of establishment

| 香港標準 行業分類 2.0 版編碼 HSIC V2.0 code | | 機構規模 (按就業人數劃分) Size of establishment (in terms of number of persons engaged) | 2014年6月 June 2014 | | | |
|--|--------------------------------|--|------------------------------------|--------------------------------|----------------|----------------|
| | | | 機構單位數目 No. of establishments | 就業人數 No. of persons engaged | | |
| 行業主類 Industry section | | | | 男性 Male | 女性 Female | 總計 Total |
| B | 採礦及採石 | 1 - 9 | 0 | 0 | 0 | 0 |
| | Mining and | 10 - 19 | 0 | 0 | 0 | 0 |
| | quarrying | 20 - 49 | 2 | 71 | 11 | 82 |
| | | 小計 Sub-total | 2 | 71 | 11 | 82 |
| C | 製造 | 1 - 9 | 9 642 | 17 980 | 7 118 | 25 098 |
| | Manufacturing | 10 - 19 | 999 | 7 836 | 5 222 | 13 058 |
| | | 20 - 49 | 576 | 9 365 | 7 807 | 17 172 |
| | | 50 - 99 | 128 | 5 215 | 3 658 | 8 873 |
| | | 100 - 199 | 73 | 5 183 | 4 760 | 9 943 |
| | | 200 - 499 | 39 | 6 943 | 5 107 | 12 050 |
| | | 500 - 999 | 7 | 2 306 | 2 169 | 4 475 |
| | | ≥ 1 000 | 6 | 8 630 | 2 923 | 11 553 |
| | | 小計 Sub-total | 11 470 | 63 458 | 38 764 | 102 222 |
| D & E | 電力和燃氣供應及廢 棄物管理 | 1 - 9 | 351 | 530 | 219 | 749 |
| | Electricity and | 10 - 19 | 19 | 166 | 72 | 238 |
| | gas supply, and | 20 - 49 | 49 | 718 | 458 | 1 176 |
| | waste | 50 - 99 | 9 | 439 | 255 | 694 |
| | management | 100 - 199 | 2 | 244 | 115 | 359 |
| | | 200 - 499 | 0 | 0 | 0 | 0 |
| | | 500 - 999 | 0 | 0 | 0 | 0 |
| | | ≥ 1 000 | 3 | 6 406 | 1 345 | 7 751 |
| | 小計 Sub-total | 433 | 8 503 | 2 464 | 10 967 | |
| F | 建築地盤（只包括地 盤工人） | 1 - 9 | 525 | 2 197 | 160 | 2 357 |
| | Construction | 10 - 19 | 211 | 2 560 | 219 | 2 779 |
| | sites (manual | 20 - 49 | 240 | 6 679 | 645 | 7 324 |
| | workers only) | 50 - 99 | 148 | 9 248 | 961 | 10 209 |
| | | 100 - 199 | 95 | 11 941 | 1 060 | 13 001 |
| | | 200 - 499 | 59 | 16 728 | 1 549 | 18 277 |
| | | 500 - 999 | 33 | 19 911 | 2 012 | 21 923 |
| | | ≥ 1 000 | 3 | 3 506 | 358 | 3 864 |
| | 小計 Sub-total | 1 314 | 72 770 | 6 964 | 79 734 | |
| G | 進出口貿易、批發及 零售 ⁽¹⁾ | 1 - 9 | 166 336 | 219 556 | 211 516 | 431 072 |
| | Import/export, | 10 - 19 | 10 697 | 62 673 | 74 392 | 137 065 |
| | wholesale and | 20 - 49 | 4 212 | 54 313 | 63 959 | 118 272 |
| | retail trades | 50 - 99 | 802 | 25 779 | 29 162 | 54 941 |
| | | 100 - 199 | 290 | 16 948 | 21 804 | 38 752 |
| | | 200 - 499 | 102 | 13 088 | 16 299 | 29 387 |
| | | 500 - 999 | 21 | 6 333 | 7 670 | 14 003 |
| | | ≥ 1 000 | 2 | 1 444 | 1 061 | 2 505 |
| | 小計 Sub-total | 182 462 | 400 134 | 425 863 | 825 997 | |

表 9 (續) 按行業主類及機構規模劃分的機構單位數目及就業人數 (公務員除外)
Table 9 (cont'd) Number of establishments and persons engaged (other than those in the civil service) analysed by industry section and size of establishment

| 香港標準 行業分類 2.0 版編碼 HSIC V2.0 code | | 機構規模 (按就業人數劃分) Size of establishment (in terms of number of persons engaged) | 2014年6月 June 2014 | | | |
|--|--|--|------------------------------------|--------------------------------|----------------|----------------|
| | | | 機構單位數目 No. of establishments | 就業人數 No. of persons engaged | | |
| 行業主類 Industry section | | | | 男性 Male | 女性 Female | 總計 Total |
| | 進出口貿易及批發 | 1 - 9 | 105 011 | 154 952 | 116 693 | 271 645 |
| | Import/export trade | 10 - 19 | 7 455 | 46 628 | 49 753 | 96 381 |
| | and wholesale | 20 - 49 | 3 158 | 42 942 | 45 765 | 88 707 |
| | | 50 - 99 | 644 | 21 761 | 22 158 | 43 919 |
| | | 100 - 199 | 181 | 11 521 | 12 460 | 23 981 |
| | | 200 - 499 | 60 | 8 860 | 8 651 | 17 511 |
| | | 500 - 999 | 16 | 5 128 | 5 464 | 10 592 |
| | | ≥ 1 000 | 1 | 1 000 | 357 | 1 357 |
| | | 小計 Sub-total | 116 526 | 292 792 | 261 301 | 554 093 |
| | 零售 ⁽¹⁾ | 1 - 9 | 61 325 | 64 604 | 94 823 | 159 427 |
| | Retail | 10 - 19 | 3 242 | 16 045 | 24 639 | 40 684 |
| | | 20 - 49 | 1 054 | 11 371 | 18 194 | 29 565 |
| | | 50 - 99 | 158 | 4 018 | 7 004 | 11 022 |
| | | 100 - 199 | 109 | 5 427 | 9 344 | 14 771 |
| | | 200 - 499 | 42 | 4 228 | 7 648 | 11 876 |
| | | 500 - 999 | 5 | 1 205 | 2 206 | 3 411 |
| | | ≥ 1 000 | 1 | 444 | 704 | 1 148 |
| | | 小計 Sub-total | 65 936 | 107 342 | 164 562 | 271 904 |
| H | 運輸、倉庫、郵政及 速遞服務 ⁽¹⁾ | 1 - 9 | 7 764 | 14 447 | 8 503 | 22 950 |
| | Transportation, | 10 - 19 | 928 | 7 681 | 4 176 | 11 857 |
| | storage, postal | 20 - 49 | 760 | 14 285 | 7 916 | 22 201 |
| | and courier | 50 - 99 | 164 | 6 720 | 4 617 | 11 337 |
| | services | 100 - 199 | 104 | 8 742 | 5 742 | 14 484 |
| | | 200 - 499 | 53 | 10 305 | 4 852 | 15 157 |
| | | 500 - 999 | 11 | 4 911 | 2 469 | 7 380 |
| | | ≥ 1 000 | 15 | 46 370 | 22 811 | 69 181 |
| | | 小計 Sub-total | 9 799 | 113 461 | 61 086 | 174 547 |
| I | 住宿及膳食服務 ⁽¹⁾ | 1 - 9 | 10 354 | 20 093 | 23 079 | 43 172 |
| | Accommodation | 10 - 19 | 3 679 | 24 524 | 25 471 | 49 995 |
| | and food services | 20 - 49 | 2 552 | 35 164 | 37 659 | 72 823 |
| | | 50 - 99 | 979 | 30 448 | 37 277 | 67 725 |
| | | 100 - 199 | 164 | 9 203 | 11 584 | 20 787 |
| | | 200 - 499 | 50 | 8 847 | 7 534 | 16 381 |
| | | 500 - 999 | 18 | 7 163 | 5 108 | 12 271 |
| | | 小計 Sub-total | 17 796 | 135 442 | 147 712 | 283 154 |
| J | 資訊及通訊 | 1 - 9 | 11 090 | 18 256 | 7 114 | 25 370 |
| | Information and | 10 - 19 | 733 | 6 189 | 3 048 | 9 237 |
| | communications | 20 - 49 | 381 | 7 291 | 5 155 | 12 446 |
| | | 50 - 99 | 92 | 3 920 | 2 397 | 6 317 |
| | | 100 - 199 | 54 | 4 455 | 2 944 | 7 399 |
| | | 200 - 499 | 45 | 8 881 | 4 997 | 13 878 |
| | | 500 - 999 | 10 | 4 446 | 2 361 | 6 807 |
| | | ≥ 1 000 | 9 | 15 101 | 6 962 | 22 063 |
| | | 小計 Sub-total | 12 414 | 68 539 | 34 978 | 103 517 |

表 9 (續) 按行業主類及機構規模劃分的機構單位數目及就業人數 (公務員除外)
Table 9 (cont'd) Number of establishments and persons engaged (other than those in the civil service) analysed by industry section and size of establishment

| 香港標準 行業分類 2.0 版編碼 HSIC 行業主類 V2.0 code Industry section | | 機構規模 (按就業人數劃分) Size of establishment (in terms of number of persons engaged) | 機構單位數目 No. of establishments | 2014年6月 June 2014 就業人數 No. of persons engaged | | |
|--|---|--|------------------------------------|--|------------------|-------------|
| | | | | 男性 Male | 女性 Female | 總計 Total |
| K | 金融及保險 ⁽¹⁾ Financing and insurance | 1 - 9 | 19 332 | 22 173 | 20 489 | 42 662 |
| | | 10 - 19 | 1 679 | 10 659 | 11 208 | 21 867 |
| | | 20 - 49 | 867 | 11 719 | 13 184 | 24 903 |
| | | 50 - 99 | 185 | 6 385 | 6 471 | 12 856 |
| | | 100 - 199 | 104 | 6 788 | 7 206 | 13 994 |
| | | 200 - 499 | 80 | 11 163 | 12 250 | 23 413 |
| | | 500 - 999 | 29 | 9 674 | 10 248 | 19 922 |
| | | ≥ 1 000 | 27 | 26 024 | 28 353 | 54 377 |
| | 小計 Sub-total | 22 303 | 104 585 | 109 409 | 213 994 | |
| L | 地產 Real estate | 1 - 9 | 13 315 | 17 517 | 13 669 | 31 186 |
| | | 10 - 19 | 949 | 7 028 | 4 374 | 11 402 |
| | | 20 - 49 | 561 | 9 787 | 5 795 | 15 582 |
| | | 50 - 99 | 110 | 4 904 | 3 056 | 7 960 |
| | | 100 - 199 | 56 | 4 754 | 3 009 | 7 763 |
| | | 200 - 499 | 33 | 6 217 | 3 328 | 9 545 |
| | | 500 - 999 | 12 | 5 221 | 3 166 | 8 387 |
| | | ≥ 1 000 | 14 | 22 149 | 12 650 | 34 799 |
| | 小計 Sub-total | 15 050 | 77 577 | 49 047 | 126 624 | |
| M & N | 專業及商用服務 ⁽¹⁾ Professional and business services | 1 - 9 | 39 241 | 47 454 | 39 845 | 87 299 |
| | | 10 - 19 | 2 681 | 15 552 | 19 113 | 34 665 |
| | | 20 - 49 | 1 125 | 15 525 | 16 487 | 32 012 |
| | | 50 - 99 | 253 | 8 530 | 9 525 | 18 055 |
| | | 100 - 199 | 142 | 9 188 | 9 991 | 19 179 |
| | | 200 - 499 | 102 | 16 692 | 15 295 | 31 987 |
| | | 500 - 999 | 48 | 16 975 | 16 848 | 33 823 |
| | | ≥ 1 000 | 39 | 45 198 | 51 148 | 96 346 |
| | 小計 Sub-total | 43 631 | 175 114 | 178 252 | 353 366 | |
| P - S | 社會及個人服務 ⁽¹⁾ Social and personal services | 1 - 9 | 39 934 | 42 199 | 62 152 | 104 351 |
| | | 10 - 19 | 3 272 | 13 123 | 30 976 | 44 099 |
| | | 20 - 49 | 2 303 | 16 477 | 49 672 | 66 149 |
| | | 50 - 99 | 881 | 21 362 | 44 161 | 65 523 |
| | | 100 - 199 | 216 | 9 990 | 17 171 | 27 161 |
| | | 200 - 499 | 47 | 6 227 | 7 625 | 13 852 |
| | | 500 - 999 | 9 | 2 056 | 3 561 | 5 617 |
| | | ≥ 1 000 | 20 | 58 389 | 94 846 | 153 235 |
| | 小計 Sub-total | 46 682 | 169 823 | 310 164 | 479 987 | |
| 以上行業主類總計 ⁽¹⁾ Total of industry sections above | 1 - 9 | 317 884 | 422 402 | 393 864 | 816 266 | |
| | 10 - 19 | 25 847 | 157 991 | 178 271 | 336 262 | |
| | 20 - 49 | 13 628 | 181 394 | 208 748 | 390 142 | |
| | 50 - 99 | 3 751 | 122 950 | 141 540 | 264 490 | |
| | 100 - 199 | 1 300 | 87 436 | 85 386 | 172 822 | |
| | 200 - 499 | 610 | 105 091 | 78 836 | 183 927 | |
| | 500 - 999 | 198 | 78 996 | 55 612 | 134 608 | |
| | ≥ 1 000 | 138 | 233 217 | 222 457 | 455 674 | |
| | 總計 Total | 363 356 | 1 389 477 | 1 364 714 | 2 754 191 | |

註釋：(1) 數字只涉及有關統計調查所包括的行業，詳情請參閱第18頁的「註釋」。

Note: Figures relate only to those industries covered. Please refer to the "Notes" on page 18 for details.

表 10 按行業主類及主要職業組別劃分的職位空缺數目（公務員除外）
Table 10 Number of vacancies (other than those in the civil service)
analysed by industry section and major occupation group

| | | 主要職業組別 Major occupation group | | | | | | | |
|--|---|---|-------------------|-----------------------|-------------------|-----------------------------------|-------------------|------------------------------------|-------------------|
| | | 經理及行政級人員 Managers and administrators | | 專業人員 Professionals | | 輔助專業人員 Associate professionals | | 文書支援人員 Clerical support workers | |
| 香港標準 行業分類 2.0 版編碼 HSIC V2.0 code | 行業主類 Industry section | 2014 3月 Mar | 2014 6月 Jun | 2014 3月 Mar | 2014 6月 Jun | 2014 3月 Mar | 2014 6月 Jun | 2014 3月 Mar | 2014 6月 Jun |
| B | 採礦及採石 Mining and quarrying | *** | *** | *** | *** | *** | *** | *** | *** |
| C | 製造 Manufacturing | 10 | 4 | 86 | 53 | 263 | 367 | 695 | 162 |
| D & E | 電力和燃氣供應及廢棄物管理 Electricity and gas supply, and waste management | *** | *** | *** | *** | *** | *** | *** | *** |
| F | 建築地盤（只包括地盤工人） Construction sites (manual workers only) | - | - | - | - | - | - | - | - |
| G | 進出口貿易、批發及零售 ⁽¹⁾ Import/export, wholesale and retail trades | 423 | 236 | 554 | 460 | 3 323 | 2 770 | 2 938 | 3 243 |
| | 進出口貿易及批發 Import/export trade and wholesale | 329 | 155 | 460 | 403 | 2 617 | 2 180 | 2 098 | 2 314 |
| | 零售 ⁽¹⁾ Retail | 94 | 81 | 94 | 57 | 706 | 590 | 840 | 929 |
| H | 運輸、倉庫、郵政及速遞服務 ⁽¹⁾ Transportation, storage, postal and courier services | 113 | 107 | 182 | 187 | 418 | 588 | 846 | 653 |
| I | 住宿及膳食服務 ⁽¹⁾ Accommodation and food services | 52 | 61 | 3 | 14 | 294 | 333 | 383 | 586 |
| J | 資訊及通訊 Information and communications | 58 | 72 | 1 074 | 871 | 695 | 856 | 243 | 328 |
| K | 金融及保險 ⁽¹⁾ Financing and insurance | 199 | 207 | 350 | 338 | 2 252 | 3 194 | 889 | 886 |
| L | 地產 Real estate | 15 | 39 | 48 | 27 | 911 | 738 | 213 | 275 |
| M & N | 專業及商用服務 ⁽¹⁾ Professional and business services | 289 | 218 | 978 | 931 | 2 292 | 1 810 | 1 360 | 958 |
| P - S | 社會及個人服務 ⁽¹⁾ Social and personal services | 83 | 104 | 625 | 730 | 3 221 | 5 420 | 1 277 | 2 010 |
| 以上行業主類總計⁽¹⁾ Total of industry sections above | | 1 242 | 1 048 | 3 916 | 3 625 | 13 716 | 16 118 | 8 929 | 9 194 |

表 10 (續) 按行業主類及主要職業組別劃分的職位空缺數目 (公務員除外)
Table 10 (cont'd) Number of vacancies (other than those in the civil service)
analysed by industry section and major occupation group

| 香港標準 行業分類 2.0 版編碼 HSIC V2.0 code | 行業主類 Industry section | 主要職業組別 Major occupation group | | | | | | | | | |
|---|---|---|-------------------|--|-------------------|--|-------------------|------------------------------------|-------------------|-------------------|-------------------|
| | | 服務工作及銷售 人員 Service and sales workers | | 工藝及有關人員 Craft and related workers | | 機台及機器操 作員及裝配員 Plant and machine operators and assemblers | | 非技術工人 Elementary occupations | | 總計 Total | |
| | | 2014 3月 Mar | 2014 6月 Jun | 2014 3月 Mar | 2014 6月 Jun | 2014 3月 Mar | 2014 6月 Jun | 2014 3月 Mar | 2014 6月 Jun | 2014 3月 Mar | 2014 6月 Jun |
| B | 採礦及採石 Mining and quarrying | *** | *** | *** | *** | *** | *** | *** | *** | *** | *** |
| C | 製造 Manufacturing | 274 | 429 | 568 | 1 047 | 417 | 427 | 888 | 1 094 | 3 201 | 3 583 |
| D & E | 電力和燃氣供應及廢棄物管理 Electricity and gas supply, and waste management | *** | *** | *** | *** | *** | *** | *** | *** | *** | *** |
| F | 建築地盤 (只包括地盤工人) Construction sites (manual workers only) | - | - | 921 | 956 | 133 | 169 | 574 | 410 | 1 628 | 1 535 |
| G | 進出口貿易、批發及零售 ⁽¹⁾ Import/export, wholesale and retail trades | 9 691 | 8 086 | 649 | 354 | 266 | 425 | 1 045 | 1 383 | 18 889 | 16 957 |
| | 進出口貿易及批發 Import/export trade and wholesale | 2 466 | 1 609 | 356 | 149 | 244 | 320 | 638 | 1 022 | 9 208 | 8 152 |
| | 零售 ⁽¹⁾ Retail | 7 225 | 6 477 | 293 | 205 | 22 | 105 | 407 | 361 | 9 681 | 8 805 |
| H | 運輸、倉庫、郵政及速遞服務 ⁽¹⁾ Transportation, storage, postal and courier services | 439 | 249 | 136 | 140 | 1 123 | 727 | 926 | 1 386 | 4 183 | 4 037 |
| I | 住宿及膳食服務 ⁽¹⁾ Accommodation and food services | 14 393 | 12 422 | 141 | 79 | 30 | 1 | 2 299 | 2 303 | 17 595 | 15 799 |
| J | 資訊及通訊 Information and communications | 263 | 344 | 148 | 143 | 77 | 9 | 9 | 30 | 2 567 | 2 653 |
| K | 金融及保險 ⁽¹⁾ Financing and insurance | 373 | 358 | 4 | 1 | 5 | 5 | 23 | 15 | 4 095 | 5 004 |
| L | 地產 Real estate | 404 | 670 | 154 | 229 | 2 | 2 | 2 215 | 1 871 | 3 962 | 3 851 |
| M & N | 專業及商用服務 ⁽¹⁾ Professional and business services | 518 | 824 | 147 | 169 | 120 | 112 | 4 063 | 4 334 | 9 767 | 9 356 |
| P - S | 社會及個人服務 ⁽¹⁾ Social and personal services | 4 034 | 4 533 | 531 | 650 | 224 | 191 | 1 629 | 2 966 | 11 624 | 16 604 |
| 以上行業主類總計 ⁽¹⁾ Total of industry sections above | | 30 394 | 27 929 | 3 412 | 3 837 | 2 450 | 2 096 | 13 729 | 15 877 | 77 788 | 79 724 |

註釋：(1) 數字只涉及有關統計調查所包括的行業，詳情請參閱第18頁的「註釋」。

Note : Figures relate only to those industries covered. Please refer to the "Notes" on page 18 for details.

表 11 選定行業主類內經季節性調整及未經調整的就業人數（公務員除外）按3個月的變動百分率
Table 11 Percentage change over 3-month period of the seasonally adjusted and seasonally unadjusted statistics of persons engaged (other than those in the civil service) in selected industry sections

| 香港標準 行業分類 2.0 版編碼 HSIC 選定行業主類 V2.0 code Selected industry section | | 按3個月的變動百分率(%) Percentage change over 3-month period (%) | | | | |
|---|--|--|-------------------|--------------------|-------------------|-------------------|
| | | 2013 6月 Jun | 2013 9月 Sep | 2013 12月 Dec | 2014 3月 Mar | 2014 6月 Jun |
| 所有行業主類⁽¹⁾ All industry sections covered | 經季節性調整 Seasonally adjusted | +0.4 | +0.3 | +0.7 | +0.5 | +0.5 |
| | 未經季節性調整 Seasonally unadjusted | +0.4 | +0.2 | +0.8 | +0.5 | +0.5 |
| C | 製造 Manufacturing | | | | § | -1.0 |
| | 經季節性調整 Seasonally adjusted | -0.6 | +0.2 | -0.2 | | |
| | 未經季節性調整 Seasonally unadjusted | -0.6 | +0.5 | -0.2 | -0.2 | -1.2 |
| F | 建築地盤（只包括地盤工人） Construction sites (manual workers only) | | | | | |
| | 經季節性調整 Seasonally adjusted | +6.1 | -5.7 | +4.3 | -3.1 | +1.1 |
| | 未經季節性調整 Seasonally unadjusted | +6.1 | -7.0 | +4.2 | -1.9 | +1.5 |
| G | 進出口貿易、批發及零售 ⁽¹⁾ Import/export, wholesale and retail trades | | | | | |
| | 經季節性調整 Seasonally adjusted | -0.2 | -0.2 | +0.5 | +0.2 | +0.4 |
| | 未經季節性調整 Seasonally unadjusted | -0.2 | -0.3 | +0.5 | +0.3 | +0.4 |
| I | 住宿及膳食服務 ⁽¹⁾ Accommodation and food services | | | | | |
| | 經季節性調整 Seasonally adjusted | +0.2 | +0.4 | +0.6 | +0.9 | +0.6 |
| | 未經季節性調整 Seasonally unadjusted | +0.2 | -0.1 | +0.7 | +1.2 | +0.7 |
| K - N | 金融及保險、地產以及專業及商用服務 ⁽¹⁾ Financing and insurance, real estate, and professional and business services | | | | | |
| | 經季節性調整 Seasonally adjusted | +0.3 | +0.9 | +1.0 | +0.3 | +0.2 |
| | 未經季節性調整 Seasonally unadjusted | +0.3 | +1.0 | +1.3 | -0.1 | +0.1 |
| P - S | 社會及個人服務 ⁽¹⁾ Social and personal services | | | | | |
| | 經季節性調整 Seasonally adjusted | +0.6 | +0.8 | +0.4 | +1.8 | +1.0 |
| | 未經季節性調整 Seasonally unadjusted | +0.5 | +0.6 | +0.5 | +2.0 | +0.9 |

註釋：經季節性調整的數列會因應最新數據的趨勢而定期調整。由於部分行業主類沒有明顯的季節性模式，所以並沒有編製有關的數字。
 Notes: The seasonally adjusted data series are subject to routine revision when more up-to-date figures become available. Seasonally adjusted data series are not compiled for some industry sections as no clear seasonal patterns are found in these sections.

(1) 數字只涉及有關統計調查所包括的行業，詳情請參閱第18頁的「註釋」。
 Figures relate only to those industries covered. Please refer to the "Notes" on page 18 for details.

§ 變動在 ± 0.05% 內。
 Change within ± 0.05%.

表 12 選定行業主類內經季節性調整及未經調整的職位空缺數目（公務員除外）按3個月的變動百分率

Table 12 Percentage change over 3-month period of the seasonally adjusted and seasonally unadjusted statistics of vacancies (other than those in the civil service) in selected industry sections

| 香港標準 行業分類 2.0 版編碼 HSIC 選定行業主類 V2.0 code Selected industry section | | 按3個月的變動百分率(%) Percentage change over 3-month period (%) | | | | |
|--|----------------------------------|--|-------------------|--------------------|-------------------|-------------------|
| | | 2013 6月 Jun | 2013 9月 Sep | 2013 12月 Dec | 2014 3月 Mar | 2014 6月 Jun |
| 所有行業主類 ⁽¹⁾ All industry sections covered | 經季節性調整 Seasonally adjusted | -0.4 | +2.4 | +1.5 | -6.3 | +4.8 |
| | 未經季節性調整 Seasonally unadjusted | -2.9 | +0.6 | -7.6 | +7.5 | +2.5 |
| G 進出口貿易、批發及零售 ⁽¹⁾ Import/export, wholesale and retail trades | 經季節性調整 Seasonally adjusted | +2.1 | +1.5 | -0.7 | -7.6 | -0.3 |
| | 未經季節性調整 Seasonally unadjusted | -8.1 | +5.9 | -12.8 | +12.1 | -10.2 |
| K - N 金融及保險、地產以及專業及 商用服務 ⁽¹⁾ Financing and insurance, real estate, and professional and business services | 經季節性調整 Seasonally adjusted | +2.4 | +3.0 | +0.9 | -4.5 | +2.3 |
| | 未經季節性調整 Seasonally unadjusted | +2.5 | +2.8 | -8.4 | +5.4 | +2.2 |

註釋：經季節性調整的數列會因應最新數據的趨勢而定期調整。由於部分行業主類沒有明顯的季節性模式，所以並沒有編製有關的數字。
Notes: The seasonally adjusted data series are subject to routine revision when more up-to-date figures become available. Seasonally adjusted data series are not compiled for some industry sections as no clear seasonal patterns are found in these sections.

- (1) 數字只涉及有關統計調查所包括的行業，詳情請參閱第18頁的「註釋」。
Figures relate only to those industries covered. Please refer to the “Notes” on page 18 for details.

圖 1 選定行業主類的就業人數
Chart 1 Employment in selected industry sections

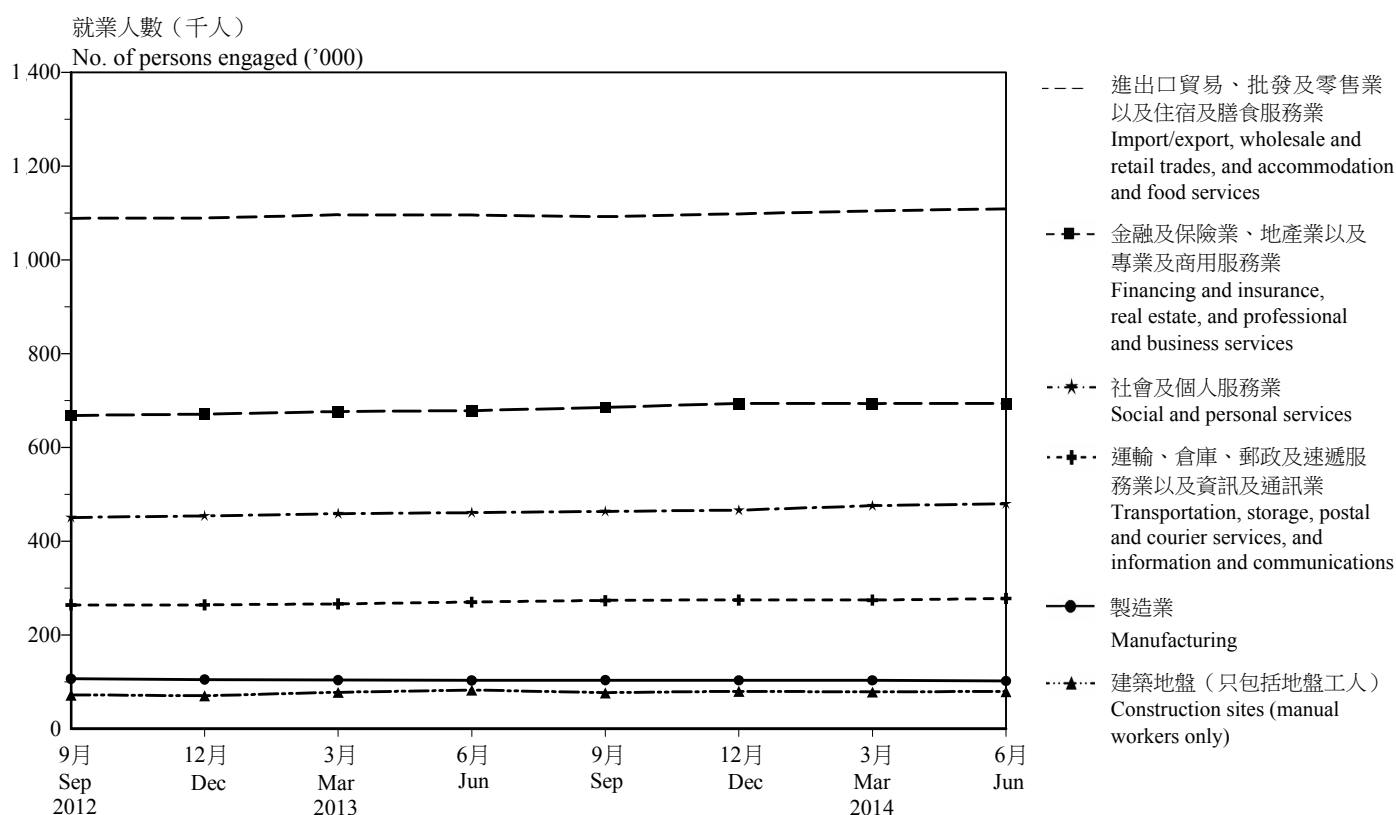


圖 2 選定行業主類的職位空缺數目
Chart 2 Number of vacancies in selected industry sections

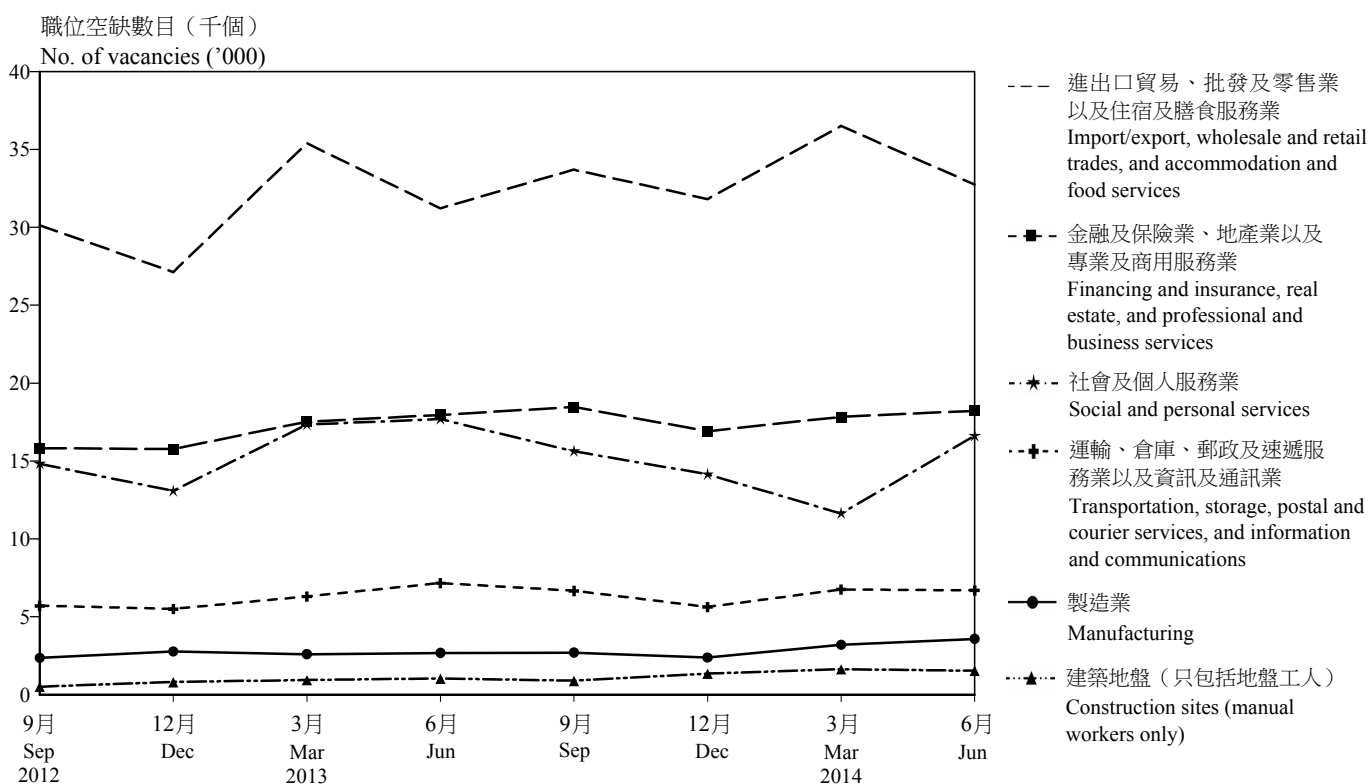


圖 3 製造業的就業人數
Chart 3 Employment in manufacturing

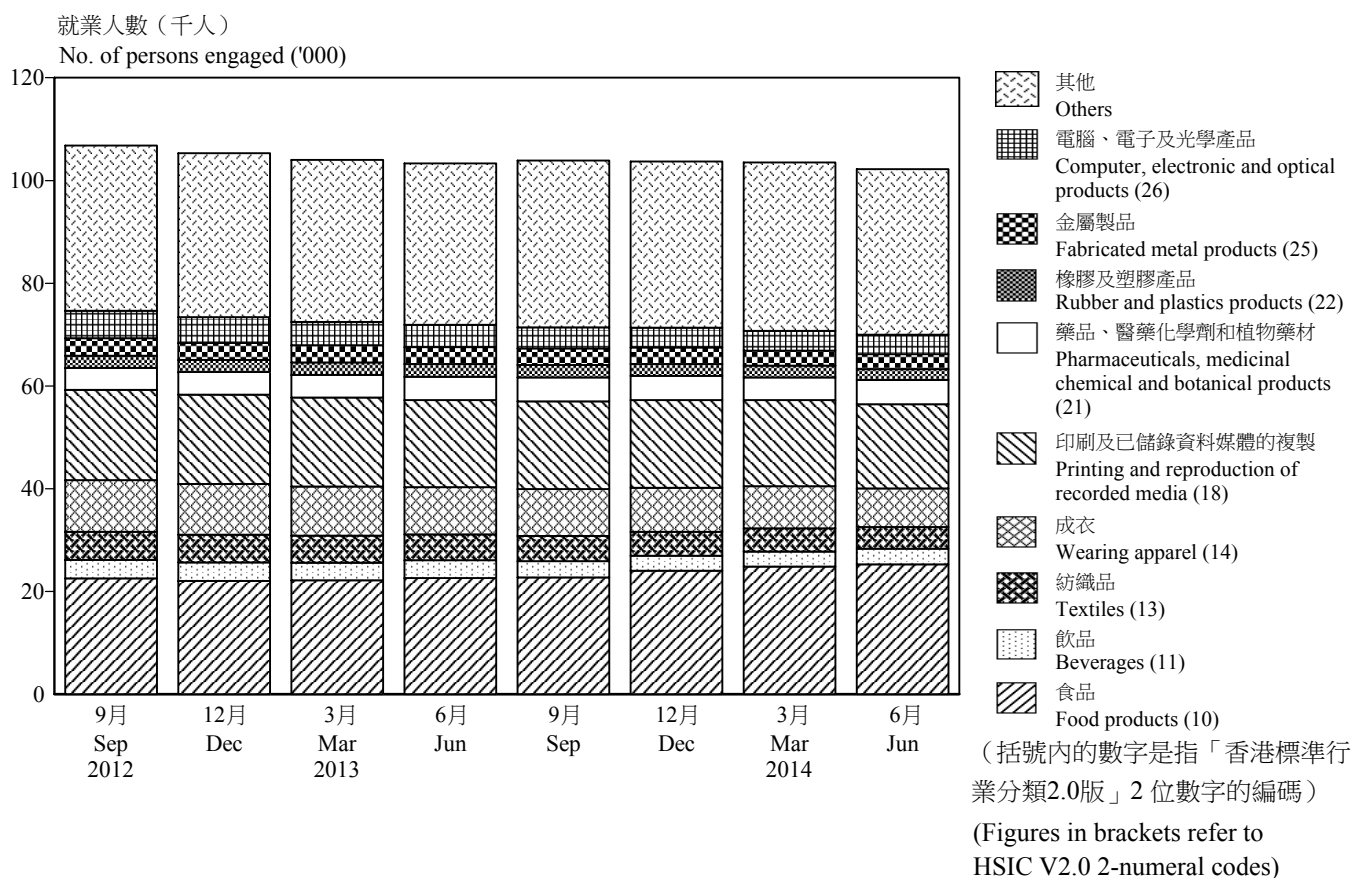


圖 4 建築地盤的工人人數
Chart 4 Number of manual workers engaged at construction sites

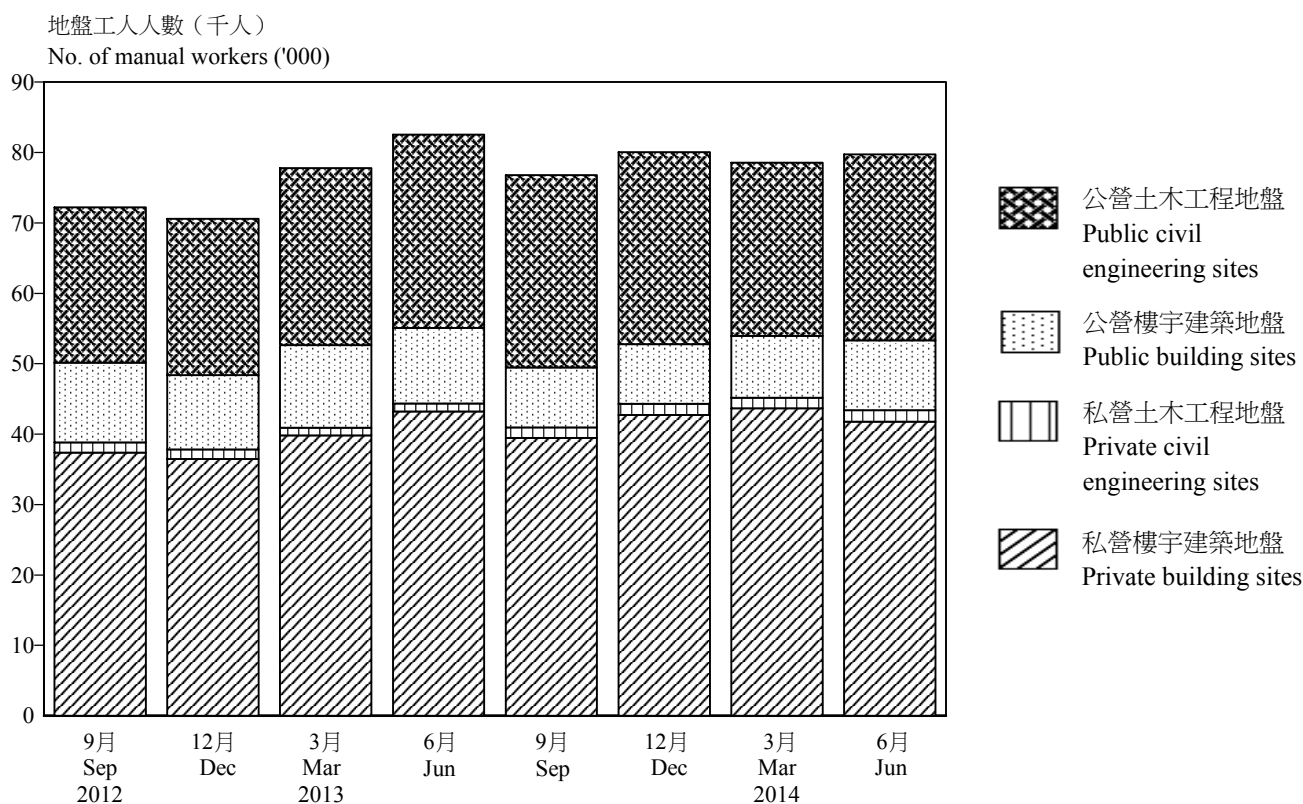


圖 5 進出口貿易、批發及零售業以及住宿及膳食服務業的就業人數
 Chart 5 Employment in import/export, wholesale and retail trades, and accommodation and food services

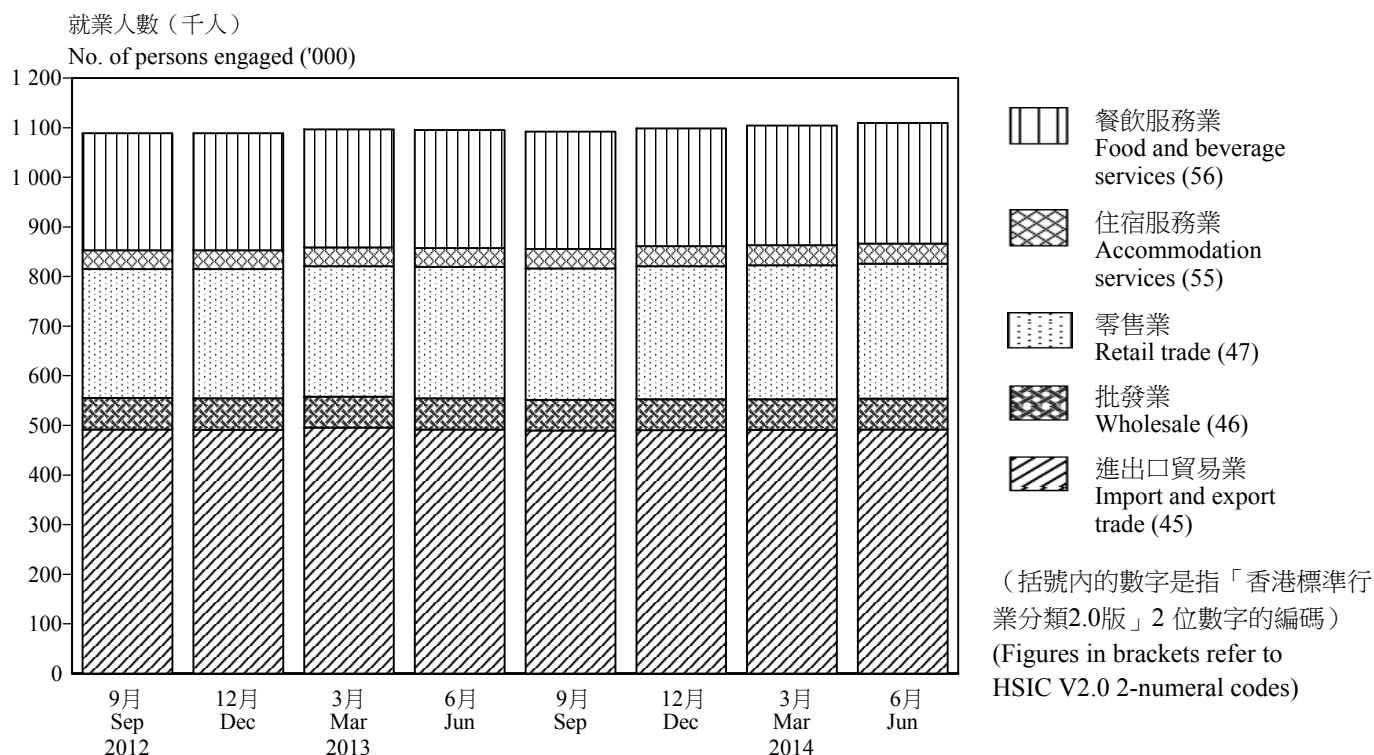


圖 6 金融及保險業、地產業以及專業及商用服務業的就業人數
 Chart 6 Employment in financing and insurance, real estate, and professional and business services

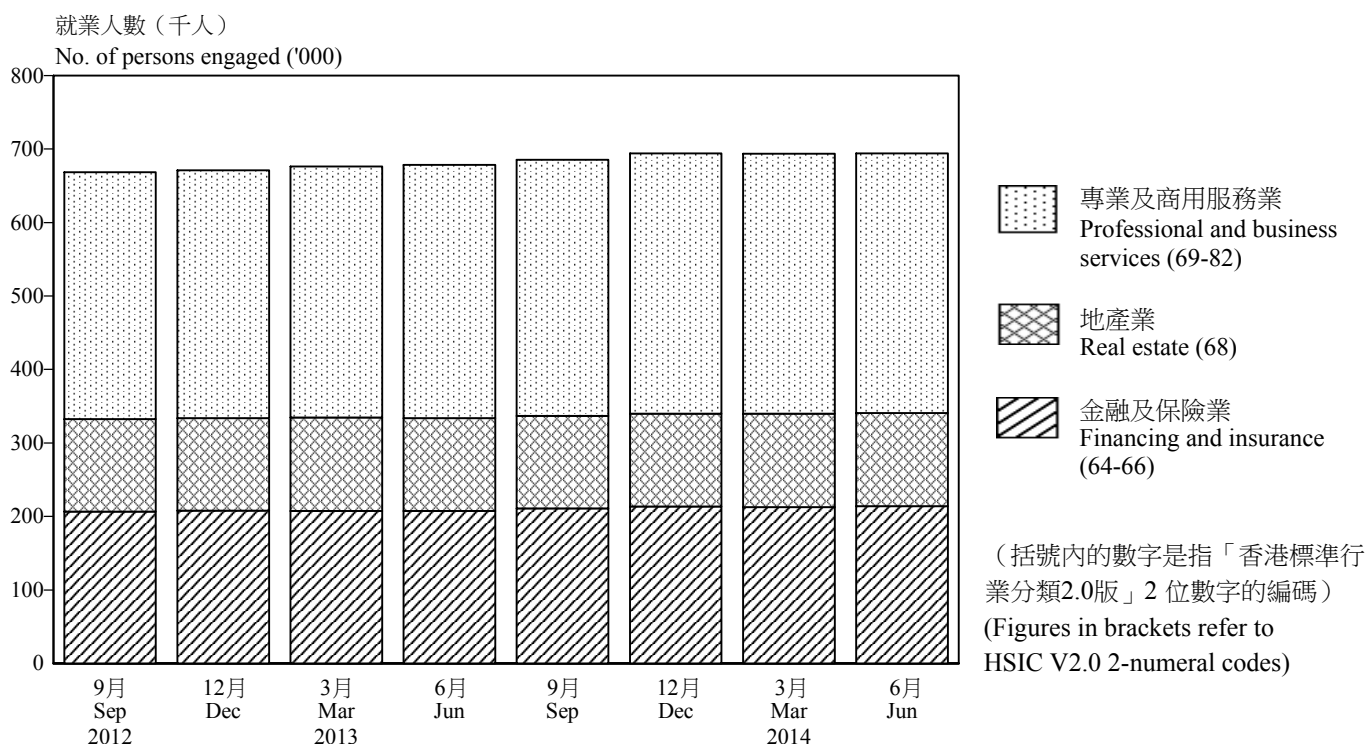


圖 7 經季節性調整及未經調整的就業人數數列（公務員除外）
 Chart 7 Seasonally adjusted and seasonally unadjusted series of persons engaged (other than those in the civil service)

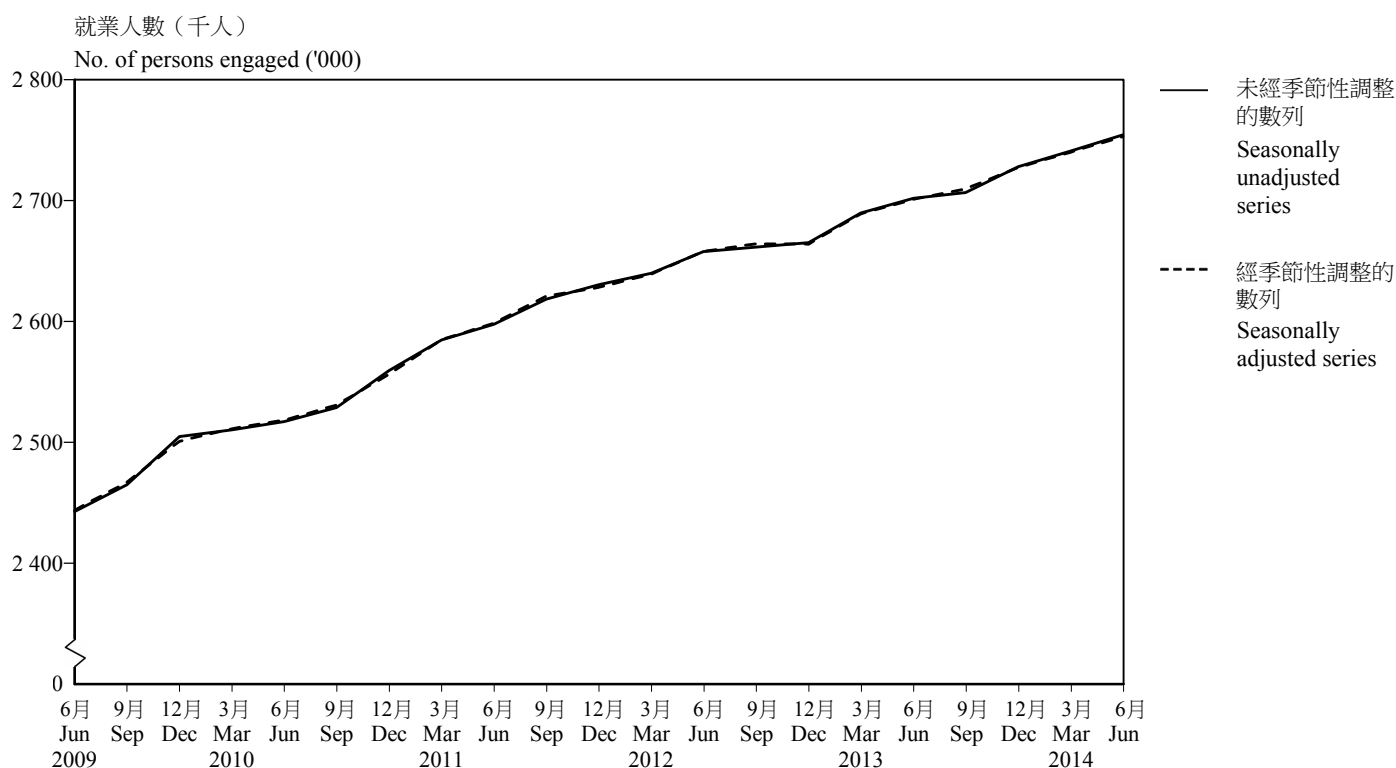
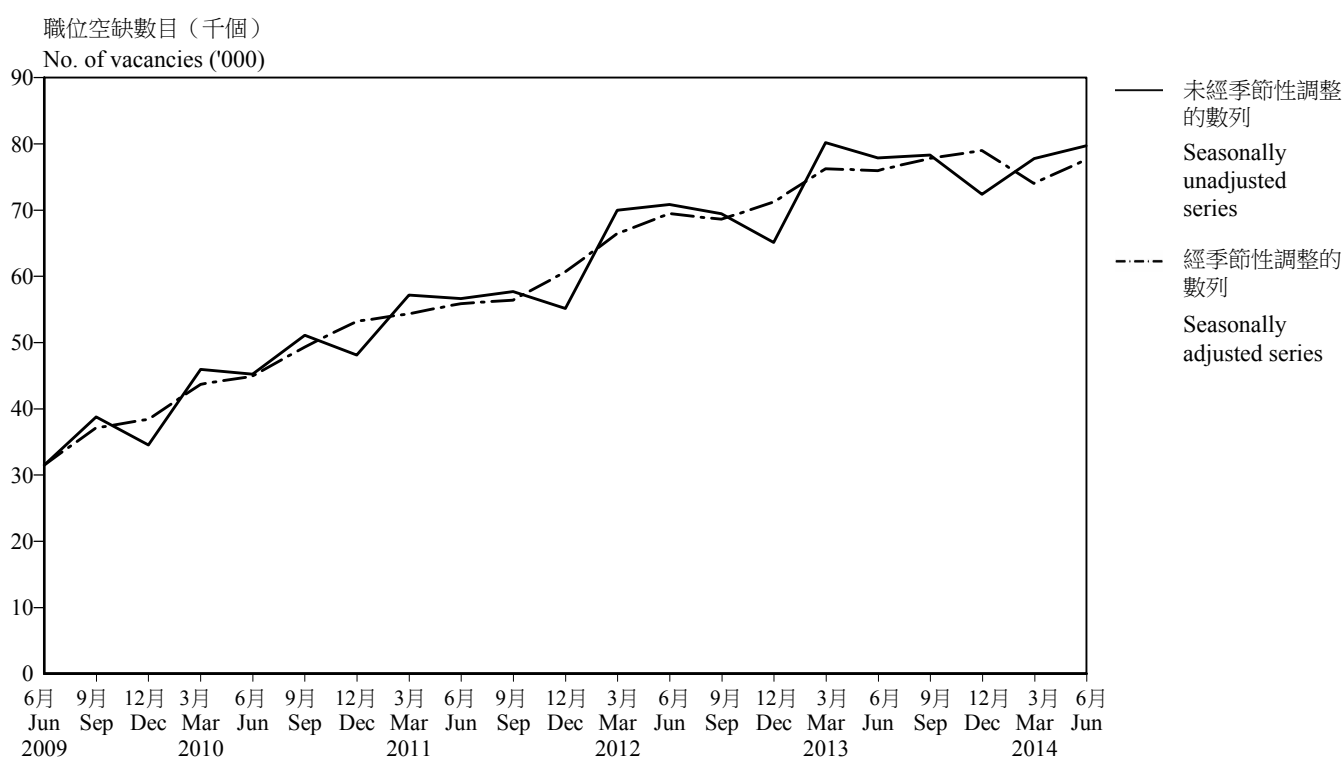


圖 8 經季節性調整及未經調整的職位空缺數列（公務員除外）
 Chart 8 Seasonally adjusted and seasonally unadjusted series of vacancies (other than those in the civil service)



IV. 統計方法

資料來源

4.1 本報告所發表有關公營及私營機構的就業人數及職位空缺統計數字，以及職位空缺所屬職業組別的資料，主要是經由「僱傭及職位空缺按季統計調查」搜集的資料而編製。此外，亦就特定行業類別進行兩個統計數字搜集項目，以搜集更多有關就業及空缺的資料，包括「建築地盤就業人數按季統計調查」以及有關公務員人數及職位空缺的行政報表。

4.2 「建築地盤就業人數按季統計調查」包括：

- (i) 所有在屋宇署註冊的私營地盤；
- (ii) 建築署、土木工程拓展署、渠務署、機電工程署、路政署、水務署、環境保護署及房屋署轄下的所有公營地盤；及
- (iii) 機場管理局及香港鐵路有限公司轄下的所有地盤。

4.3 然而，新界小型屋宇建造工程及現有建築物的小規模改建、修葺、保養和室內裝修等工程則不包括在內。保養或修葺的定期合約亦不包括在內。

抽樣設計

4.4 「僱傭及職位空缺按季統計調查」的抽樣框是以政府統計處備存詳盡的機構單位記錄庫為基礎，並主要根據稅務局商業登記署的資料更新。抽樣框先以行業組別分層，然後在每個行業組別分層內，再以就業人數分層。每個分層所抽取的樣本數目是按所需的精確程度而決定。新近開業的機構單位的補充資料亦同時包括在內。

IV. Statistical Methodology

Data source

4.1 Statistics on the number of persons engaged and number of vacancies in both the public and private sectors, as well as information on broad levels of occupation of job vacancies in the private sector, published in this report are compiled based on the data collected mainly through the SEV. Other than the SEV, two industry-specific enquiries are also conducted to augment the employment and vacancies statistics. They are the Site Survey and also the administrative return on number of civil servants and civil service vacancies.

4.2 The Site Survey covers:

- (i) All private sector sites registered with the Buildings Department;
- (ii) All public sector sites under the charge of the Architectural Services Department, Civil Engineering and Development Department, Drainage Services Department, Electrical and Mechanical Services Department, Highways Department, Water Supplies Department, Environmental Protection Department and Housing Department; and
- (iii) Sites under the control of the Airport Authority and the MTR Corporation Limited.

4.3 Construction projects for small houses in the New Territories, and minor alterations, repairs, maintenance and interior decoration of existing buildings are, however, not included. Term maintenance contracts and term contracts for maintenance work or repair are also not included.

Sample design

4.4 The sampling frame for the SEV is based on a comprehensive register of establishments maintained by the C&SD and updated primarily with reference to records of the Business Registration Office of the Inland Revenue Department. The sampling frame is stratified by industry group and, within each industry group, by employment size. The sample size for each stratum is determined according to a desired level of precision. Supplementary information to cover newly opened establishments is included.

4.5 在2005年12月或之前，「僱傭及職位空缺按季統計調查」將其涵蓋範圍內的所有機構單位分成四個經濟組別：服務業；批發、零售、飲食及酒店業；工業；以及進口與出口貿易業。每季的「僱傭及職位空缺按季統計調查」樣本包括其中一個組別的「加大」樣本及其他三個組別的「標準」樣本。標準樣本的規模足以提供準確的統計數字在本報告發表。在另一方面，加大樣本可用以編製比較詳細的統計數字以便在《就業及空缺統計（詳細統計表）》系列內發表。

4.6 從2006年3月開始，不再設有「加大」樣本，故有些詳細的統計數字不能提供。然而，「僱傭及職位空缺按季統計調查」的抽樣設計已經修訂，以便繼續提供較重要行業的詳細就業及職位空缺的統計數字。

4.7 「建築地盤就業人數按季統計調查」及關於公務員人數及有關職位空缺的行政報表分別包括所有建築地盤及政府決策局／部門。

統計調查方法及回應率

4.8 對於有關公務員的行政報表，公務員人數及有關職位空缺數目都是根據個別政府決策局／部門的定期報表而編製。

4.9 至於「僱傭及職位空缺按季統計調查」，統計資料主要經由郵寄問卷搜集。在每一統計周期開始時，本處會發問卷給被選中的機構單位，請他們於指定日期內填妥問卷，然後以郵寄、傳真或電郵方法寄回本處，又或使用音頻電話，輸入有關資料。對於在指定日期後沒有回覆的機構單位，則會以電話訪問及外勤訪問方式搜集所需資料。

4.10 在2014年6月的統計期，成功訪問的機構單位約22 000間，回應率為90%。

4.5 For December 2005 or before, all establishments in the SEV were grouped under four economic blocks, viz. service sectors; wholesale & retail trades, restaurants & hotels; industrial sectors; and import and export trade. The SEV sample in each quarter consisted of an “enhanced” scale sample for one of the four blocks and a “normal” scale sample for each of the other three blocks. While the normal scale sample could provide sufficiently precise statistics for publication in this report, detailed statistics derived from the enhanced scale sample were compiled for publication in the *Employment and Vacancies Statistics (Detailed Tables)* series.

4.6 Starting from March 2006, there have not been “enhanced” samples and hence some detailed statistics are no longer available. Nevertheless, the SEV sample design has been revised so that employment and vacancies statistics are continued to be made available at detailed levels for the more important industries.

4.7 Construction sites and government bureaux/ departments are covered in full by the Site Survey and the administrative returns on the number of civil servants and civil service vacancies respectively.

Survey method and response rate

4.8 For the administrative return covering the civil service sector, statistics on the number of civil servants and civil service vacancies are compiled based on regular returns submitted by individual government bureaux/ departments.

4.9 For the SEV, data are collected mainly by means of postal enquiry. At the start of a survey cycle, questionnaires are sent to the selected establishments. Respondents are requested to complete and return the questionnaires by post, fax or e-mail, or to enter the required information through a touch tone telephone before a specified date. Telephone interviews and field visits will be made to collect data from outstanding establishments after the specified date of return.

4.10 For the June 2014 round of SEV, some 22 000 establishments were successfully enumerated. The response rate was 90%.

4.11 第4.2(ii)段內地盤的有關數據是經由負責留駐該等地盤的工程師、監工或計劃工程師向有關承建商搜集。地盤工程師及監工在將這些資料交予政府統計處前，均會參考地盤內實際工程進度和已僱用工人人數，從而查證有關數據。

4.12 其他地盤的有關數據則由政府統計處外勤職員搜集。在統計期內，外勤職員以電話訪問或面談方式訪問每一個建築地盤，並會直接與主要承建商或分判承建商聘用的地盤總管搜集所需資料。

4.13 為確保所搜集資料的素質，所有完成的問卷都要經過不同階段的檢定程序。有問題的個案將會由外勤職員覆核。另外亦採用一連串措施，以盡可能避免錯誤。

行業資料更新

4.14 在進行「僱傭及職位空缺按季統計調查」時，亦同時進行有關行業資料更新的工作。這工作主要搜集有關機構單位最新的商業活動資料。所有搜集的資料均用以更新政府統計處備存的機構單位記錄庫，以確保該記錄庫能提供一個較新及較準確的抽樣框作抽樣用途。

估計的可靠性

4.15 「僱傭及職位空缺按季統計調查」的結果受抽樣誤差和非抽樣誤差的影響。本報告書所載的估計是根據一個特定樣本所得的資料編製。以同樣的抽樣方式，可抽選出許多大小相同的可能樣本，而是項統計調查的樣本為眾多樣本的其中之一。由於每次抽選的樣本都會略有不同，因此不同樣本得出的估計亦互有差異。「抽樣誤差」正是計算這些差異的統計量數，可用以量度從一個特定樣本所得的估計，在估算總體數據方面的精確程度。

4.16 由於本報告書所載的大部分估計有抽樣誤差，「零」值的估計，可能是一個小數值的數字，而並非是零。

4.11 Data for the sites given in the paragraph 4.2(ii) are collected through the responsible resident engineers, clerks of works or project engineers of those sites, who obtained the information from the contractors concerned. Before the data are forwarded to the C&SD for processing, they would have been validated by the relevant resident engineers and clerks of works having regard to the actual work progress and the number of workers already employed for these sites.

4.12 Data for the other sites are collected by the field officers of the C&SD. During the survey, field officers collect the required data from each construction site through telephone interviews or personal visits. They would have direct interviews with site agents of the main contractor or sub-contractors to solicit the required information.

4.13 To safeguard the quality of the collected data, completed returns/questionnaires are put through various editing stages and the doubtful cases are verified by field officers. Various measures are adopted to avoid errors as far as practicable.

Industry updating

4.14 Concurrent with the SEV, a regular industry updating exercise is undertaken in order to collect up-to-date information on the business activities of relevant establishments. Findings from the exercise are fed back to the register of establishments maintained by the C&SD to ensure the up-to-dateness and accuracy of the sampling frame.

Reliability of the estimates

4.15 Results of the SEV are subject to sampling error and non-sampling error. The estimates contained in this report are based on information obtained from a particular sample, which is one of a large number of possible samples of the same size that can be selected using the same sample design. By chance, estimates derived from different samples would differ from each other. The 'sampling error' is a measure of these variations and is thus a measure of the precision with which an estimate derived from a particular sample would approximate the population parameter to be measured.

4.16 It should be noted that since most estimates contained in this report are subject to sampling error, a zero figure may mean a non-zero figure of a small magnitude.

V. 其他參考資料

5.1 政府統計處就業統計及機構記錄組在每季最後一個月份均編製兩本有關就業人數及職位空缺統計數字的報告。其中，本報告刊載經由「僱傭及職位空缺按季統計調查」、「建築地盤就業人數按季統計調查」以及有關公務員人數及職位空缺的行政報表所得各行業主類簡要就業人數及職位空缺的統計資料；而另一本報告，即《建築地盤就業及空缺按季統計報告》，則載列建築地盤內的詳細就業人數及職位空缺的統計資料。

5.2 除了上述各報告所發表的統計數字，政府統計處就業統計及機構記錄組還有根據有關統計調查結果而編製的其他較詳細統計表，供公眾參閱。以下是部分這些詳細統計表的例子：

- (i) 按行業主類（1位字母編碼）及區議會分區劃分的機構單位數目、就業人數及職位空缺數目（公務員除外）。
- (ii) 按行業主類（1位字母編碼）／行業大類（2位數字編碼）及主要職業組別劃分的職位空缺數目（公務員除外）。

5.3 下表簡要說明與本報告統計數字有關的一系列刊物及其資料來源：

| 刊物名稱 Title of publication |
|--|
| 《就業及空缺按季統計報告》 <i>Quarterly Report of Employment and Vacancies Statistics</i> |
| 《建築地盤就業及空缺按季統計報告》 <i>Quarterly Report of Employment and Vacancies at Construction Sites</i> |

V. Further References

5.1 In the ending month of each quarter, employment and vacancies statistics are published in two reports compiled by the Employment Statistics and Central Register of Establishments Section of the C&SD. Apart from this report which contains summary employment and vacancies statistics for all industry sections covered by the SEV, Site Survey, and the administrative return on the number of civil servants and civil service vacancies, another report, viz. the *Quarterly Report of Employment and Vacancies at Construction Sites*, gives more detailed employment and vacancies statistics specifically for the construction sites.

5.2 Other than the statistics published in the above-mentioned reports, more detailed tabulations derived are also available in the Employment Statistics and Central Register of Establishments Section of the C&SD for public reference. A few examples of these detailed tabulations are given below :

- (i) Number of establishments, persons engaged and vacancies (other than those in the civil service) analysed by industry section (1-alphabet code) and District Council district.
- (ii) Number of vacancies (other than those in the civil service) analysed by industry section (1-alphabet code)/industry division (2-numeral code) and major occupation group.

5.3 The following table summarises the list of relevant publications and the data sources in respect of the statistics contained therein :

| 出版頻次 Frequency | 資料來源 Data sources |
|-------------------|--|
| 季刊 Quarterly | 「僱傭及職位空缺按季統計調查」、 「建築地盤就業人數按季統計調查」、 以及有關公務員人數及職位空缺的行政報表 Quarterly Survey of Employment and Vacancies, Quarterly Employment Survey of Construction Sites, and administrative return on the number of civil servants and civil service vacancies |
| 季刊 Quarterly | 「建築地盤就業人數按季統計調查」 Quarterly Employment Survey of Construction Sites |

5.4 其他有關就業及空缺統計數字的查詢，請聯絡政府統計處就業統計及機構記錄組。

地址：香港灣仔港灣道12號
灣仔政府大樓20樓
電話：(852) 2582 5076
圖文傳真：(852) 2827 2296
電郵：employment@censtatd.gov.hk

5.4 Further enquiries relating to employment and vacancies statistics can be directed to the Employment Statistics and Central Register of Establishments Section of the C&SD.

Address : 20/F, Wanchai Tower, 12 Harbour Road,
Wan Chai, Hong Kong
Tel. : (852) 2582 5076
Fax : (852) 2827 2296
E-mail : employment@censtatd.gov.hk

《香港標準行業分類1.1版》及《香港標準行業分類2.0版》的高層次分類的概略比較
Crude conversion between the top level classifications of HSIC Version 1.1 and HSIC Version 2.0

| 《香港標準行業分類1.1版》 HSIC V1.1 | | 《香港標準行業分類2.0版》 HSIC V2.0 | |
|--|---|-----------------------------|---|
| 行業類別 Industry Sector | 名稱 Title | 行業主類 Industry Section | 名稱 Title |
| 1 | 農業及漁業 Agriculture and fishing | A | 農業、林業及漁業 Agriculture, forestry and fishing |
| 2 | 採礦及採石業 Mining and quarrying | B | 採礦及採石 Mining and quarrying |
| 3 | 製造業 Manufacturing | C | 製造 Manufacturing |
| 4 | 電力、燃氣及水務業 Electricity, gas and water | D | 電力及燃氣供應 Electricity and gas supply |
| | | E | 自來水供應；污水處理、廢棄物管理及 污染防治活動 Water supply; sewerage, waste management and remediation activities |
| 5 | 建造業 Construction | F | 建造 Construction |
| 6 | 批發、零售、進出口貿易、飲食及 酒店業 Wholesale, retail and import/export trades, restaurants and hotels | G | 進出口貿易、批發及零售業 Import/export, wholesale and retail trades |
| | | I | 住宿及膳食服務活動 Accommodation and food service activities |
| 7 | 運輸、倉庫及通訊業 Transport, storage and communications | H | 運輸、倉庫、郵政及速遞服務 Transportation, storage, postal and courier services |
| | | J | 資訊及通訊 Information and communications |
| 來自各類別的有關行業 Selected trades of various sectors | | K | 金融及保險活動 Financial and insurance activities |
| 8 | 金融、保險、地產及商用服務業 Financing, insurance, real estate and business services | L | 地產活動 Real estate activities |
| | | M | 專業、科學及技術活動 Professional, scientific and technical activities |
| | | N | 行政及支援服務活動 Administrative and support service activities |
| | | O | 公共行政 Public administration |
| 9 | 社區、社會及個人服務業 Community, social and personal services | P | 教育 Education |
| | | Q | 人類保健及社會工作活動 Human health and social work activities |
| | | R | 藝術、娛樂及康樂活動 Arts, entertainment and recreation |
| | | S | 其他服務活動 Other service activities |
| | | T | 家庭住戶內部工作活動 Work activities within domestic households |
| | | U | 享有治外法權的組織及團體活動 Activities of extraterritorial organisations and bodies |

不同零售商類別的涵蓋範圍
Coverage of different types of retail outlets

| 零售商類別 Type of retail outlet | 香港標準行業分類 2.0 版編碼 HSIC V2.0 code |
|--|--|
| 食品、酒類飲品及煙草（超級市場／便利店除外） Food, alcoholic drinks and tobacco (other than supermarkets / convenience stores) 新鮮或急凍魚類及禽畜肉類 Fish, livestock and poultry, fresh or frozen 新鮮蔬果 Fruits and vegetables, fresh 麵包、糕餅、糖果及餅乾 Bread, pastry, confectionery and biscuits 酒類飲品及煙草 Alcoholic drinks and tobacco 其他食品 Other foodstuffs | 472104 472105 472101-2 472201, 472300 471103-4, 472103, 472106-8, 472111-4, 472199, 472202, 472299 |
| 超級市場／便利店 Supermarkets / Convenience stores | 471101-2 |
| 燃料 Fuels | 473100, 473200, 473300 |
| 衣物、鞋類及有關製品 Clothing, footwear and allied products 服裝 Wearing apparel 鞋類、有關製品及其他衣物配件 Footwear, allied products and other clothing accessories 耐用消費品 Consumer durable goods 汽車及汽車零件 Motor vehicles and parts 電器及攝影器材 Electrical goods and photographic equipment 傢具及固定裝置 Furniture and fixtures 其他未分類耐用消費品 Other consumer durable goods, not elsewhere classified 百貨公司 Department stores 珠寶首飾、鐘錶及名貴禮物 Jewellery, watches and clocks, and valuable gifts 其他消費品 Other consumer goods 書報、文具及禮品 Books, newspapers, stationery and gifts 中藥 Chinese drugs and herbs 眼鏡店 Optical shops 藥物及化妝品 Medicines and cosmetics 其他未分類消費品 Other consumer goods, not elsewhere classified | 477102 475101-4, 475199, 477101, 477199 477301-3, 477399 474101, 474200, 475905, 477405 475906 474102-3, 477203, 477407, 477418, 477421-2 471901 477402-3, 477408, 477417 476100, 477416 477201 477404 477202, 477204 471999, 475105-7, 475200, 475300, 475901-4, 475999, 476200, 476300, 476401-3, 477103-4, 477401, 477406, 477411-5, 477499, 477501-2, 477599, 478101-2, 478199, 478201, 478299 |

獲取政府統計處刊物的方法 Means of Obtaining Publications of the Census and Statistics Department

網站

用戶可以在政府統計處網站 (www.censtatd.gov.hk/hkstat/quicklink/index_tc.jsp) 免費下載統計刊物。

政府統計處刊物出版組

政府統計處部分刊物備有印刷版，市民可親臨政府統計處刊物出版組購買刊物的印刷版，並即時提取。該組並設有閱讀區，陳列政府統計處各類刊物的最新期號，供讀者查閱。閱讀區也備有統計處編製的宣傳／教育單張和小冊子，歡迎索閱。

刊物出版組的地址是：
香港灣仔港灣道 12 號
灣仔政府大樓 19 樓
電話：(852) 2582 3025
圖文傳真：(852) 2827 1708

訂購服務

政府統計處部分刊物備有印刷版，於政府新聞處的政府書店網站 (www.bookstore.gov.hk) 有售。市民亦可在政府統計處網站 (www.censtatd.gov.hk/service_desk/list/mail/index_tc.jsp) 下載郵購表格，並將填妥的郵購表格，連同所需費用的支票或匯票寄回辦理。

Website

Users may download statistical publications free of charge from the Census and Statistics Department (C&SD) Website (www.censtatd.gov.hk/hkstat/quicklink/index.jsp).

Publications Unit of C&SD

Some publications of C&SD are available in print versions. These print versions are available for purchase and collection on the spot at the Publications Unit of C&SD. The Unit also provides a reading area where users may browse through the latest issue of various publications of the Department on display. Publicity/educational leaflets and pamphlets of the Department are also available for collection.

The address of the Publications Unit is :
19/F, Wanchai Tower,
12 Harbour Road, Wan Chai, Hong Kong.
Tel. : (852) 2582 3025
Fax : (852) 2827 1708

Order service

Some publications of C&SD are available in print versions and are offered for sale online at the Government Bookstore of the Information Services Department (www.bookstore.gov.hk). A mail order form for ordering print versions of publications is also available for downloading on the website of the Department (www.censtatd.gov.hk/service_desk/list/mail/index.jsp). Completed form should be sent back together with a cheque or bank draft covering all necessary cost.

郵購表格 (只適用於印刷版)

Mail Order Form (Applicable to print versions only)

致： 香港北角渣華道 333 號
北角政府合署 6 樓 626 室
政府新聞處
刊物銷售小組

電話： (852) 2537 1910
圖文傳真： (852) 2523 7195

To : Publications Sales Unit
Information Services Department
Room 626, 6/F,
North Point Government Offices,
333 Java Road, North Point, Hong Kong
Tel. : (852) 2537 1910
Fax : (852) 2523 7195

| 書名 Title | 刊期 (年份/季/ 月份或期號) Issue (year/quarter/ month or issue no.) | 數量 Quantity | 每本售價 (港元) Price per copy (HK\$) | 本地郵費 ⁽¹⁾⁽²⁾ (港元) Local ⁽¹⁾⁽²⁾ postage (HK\$) | 金額(港元) Amount (HK\$) |
|-------------|--|----------------|--|---|-------------------------|
| | | | | | |
| | | | | | |
| | | | | | |
| | | | | | |
| | | | | | |
| | | | | | |

本人欲訂購上述刊物。現附上劃線支票（抬頭人「香港特別行政區政府」）編號 _____
港幣 _____ 元正。

I wish to order the above publications and enclose a crossed cheque no. _____ for HK\$ _____
made payable to “**The Government of the Hong Kong Special Administrative Region**”.

| | |
|-------------|--|
| 姓名 Name | |
| 地址 Address | |
| 電話 Tel. no. | |
| 日期 Date | |

註： (1) 外地的訂戶暫時無須附上支票，所需郵費將於收到訂購表格後另行通知。

Notes : For mailings to addresses outside Hong Kong, please do not send in a cheque now. The required postage will be advised upon receipt of order.

(2) 如訂購超過一本相同名稱的刊物，請向政府新聞處查詢所需的本地郵費（電話：(852) 2537 1910，圖文傳真：(852) 2523 7195）。

For an order of multiple copies of publication with the same title, please consult the Information Services Department about the required local postage (Tel. : (852) 2537 1910, Fax : (852) 2523 7195).

你在表格上所提供的資料，只會用作辦理書刊訂購事宜，不會公開予任何和訂購無關的人士。如你欲查看或更改所填報的資料，請與政府新聞處聯絡。

The information provided will be used for processing your order of publications and will not be disclosed to parties outside the government. You may seek access to or correction of the information by addressing your request to the Information Services Department.