

建築地盤就業及空缺 按季統計報告

Quarterly Report of Employment and Vacancies at Construction Sites

2015 年 3 月
March 2015



香港特別行政區 政府統計處
Census and Statistics Department
Hong Kong Special Administrative Region

建築地盤就業及空缺 按季統計報告 Quarterly Report of Employment and Vacancies at Construction Sites

2015 年 3 月
March 2015

有關本刊物的查詢，請聯絡：

政府統計處 就業統計及機構記錄組

地址：香港灣仔港灣道 12 號灣仔政府大樓 20 樓

電話：(852) 2582 4649 圖文傳真：(852) 2827 2296

電郵：employment@censtatd.gov.hk

Enquiries about this publication can be directed to :

Employment Statistics and Central Register of Establishments Section

Census and Statistics Department

Address : 20/F, Wanchai Tower, 12 Harbour Road, Wan Chai, Hong Kong.

Tel. : (852) 2582 4649 Fax : (852) 2827 2296

E-mail : employment@censtatd.gov.hk

政府統計處網站 Website of the Census and Statistics Department

www.censtatd.gov.hk

2015年6月出版

Published in June 2015

本刊物只備有下載版

This publication is available in download version only

		頁數 Page
I. 引言	Introduction	1
II. 統計調查結果摘要	Summary of Survey Findings	2
總覽	<i>Overview</i>	2
樓宇建築地盤的分析	<i>Analysis with respect to building sites</i>	2
土木工程地盤的分析	<i>Analysis with respect to civil engineering sites</i>	3
公營地盤的分析	<i>Analysis with respect to public sector sites</i>	3
私營地盤的分析	<i>Analysis with respect to private sector sites</i>	3
地盤規模的分析	<i>Analysis with respect to size of sites</i>	4
2014年3月及2015年3月都在施工 中的地盤的分析	<i>Analysis with respect to sites being active in both March 2014 and March 2015</i>	4
III. 統計表	Statistical Tables	
統計表	Tables	
表 1 按地盤類別劃分的公營及私 營建築地盤數目、工人人 數、職位空缺數目及就業機 會	Table 1 Number of construction sites, manual workers engaged, vacancies and job opportunities in public and private sector sites analysed by type of site	5
表 2 按地盤類別劃分的公營及私 營建築地盤平均工人人 數、平均職位空缺數目及職 位空缺率	Table 2 Average number of manual workers engaged per site, average number of vacancies per site and vacancy rate in public and private sector sites analysed by type of site	7

				頁數 Page
表 3	按建造工程完工後用途劃分的公營及私營建築地盤於2015年3月的地盤數目、工人人數、職位空缺數目及職位空缺率	Table 3	Number of construction sites, manual workers engaged, vacancies and vacancy rate in public and private sector sites in March 2015 analysed by end-use of construction project	9
表 4	按地盤規模劃分的公營及私營建築地盤於2015年3月的地盤數目、工人人數、職位空缺數目及職位空缺率	Table 4	Number of construction sites, manual workers engaged, vacancies and vacancy rate in public and private sector sites in March 2015 analysed by size of site	11
表 5	於2014年3月及2015年3月都在施工中的建築地盤工人職位空缺率變化的分布情況	Table 5	Distribution of the changes in vacancy rate of manual workers at construction sites being active in both March 2014 and March 2015	12
統計圖		Charts		
圖 1A	公營及私營建築地盤數目	Chart 1A	Number of construction sites in public and private sectors	13
圖 1B	按地盤類別劃分的建築地盤數目	Chart 1B	Number of construction sites analysed by type of site	13
圖 2A	公營及私營建築地盤工人人數	Chart 2A	Number of manual workers engaged at construction sites in public and private sectors	14
圖 2B	按地盤類別劃分的建築地盤工人人數	Chart 2B	Number of manual workers engaged at construction sites analysed by type of site	14
圖 3A	公營及私營建築地盤工人職位空缺數目	Chart 3A	Number of vacancies of manual workers at construction sites in public and private sectors	15
圖 3B	按地盤類別劃分的建築地盤工人職位空缺數目	Chart 3B	Number of vacancies of manual workers at construction sites analysed by type of site	15

		頁數 Page
圖 4A	公營及私營建築地盤工人職位空缺率	16
圖 4B	按地盤類別劃分的建築地盤工人職位空缺率	16
IV. 統計調查方法	Survey Methodology	
<i>統計調查範圍</i>	<i>Coverage of the survey</i>	17
<i>用語及定義</i>	<i>Terms and definitions</i>	18
<i>統計期</i>	<i>Survey reference period</i>	19
<i>搜集資料方法</i>	<i>Data collection method</i>	19
<i>資料處理</i>	<i>Data processing</i>	19
V. 統計調查局限	Limitations of the Survey	20
附錄 各有關政府部門的行政報表中 所包括的主要職業	Appendix Major occupations covered in the administrative returns furnished by the respective Government departments	21
獲取政府統計處刊物的方法	Means of Obtaining Publications of the Census and Statistics Department	22
郵購表格	Mail Order Form	23

I. 引言

1.1 由1976年3月起，政府統計處每季均發表香港建築地盤就業人數的統計數字。這些建築地盤就業人數數字是經由兩個來源搜集：(i) 本處進行的「建築地盤就業人數按季統計調查」；及(ii) 各有關政府部門每月向本處呈報有關公營地盤的行政記錄。然而，早期所搜集的資料並不包括建築地盤職位空缺數目。

1.2 由1988年3月起，本處負責進行一項涵蓋公營及私營地盤的半年度統計調查，搜集建築地盤工人職位空缺數目的資料；並由1990年6月起，將有關職位空缺的訪問項目，併入「建築地盤就業人數按季統計調查」中，按季搜集建築地盤的職位空缺資料，從而提供按季的就業人數及職位空缺兩者的統計數字。

1.3 本報告載列在公營及私營建築地盤工作的地盤工人人數及職位空缺數目的摘要統計數字。這些數字是根據2015年3月的統計調查結果及各政府部門的行政報表而編製。為了方便比較，本報告載列2014年3月至2015年3月的5個季度的統計數字。這些統計數字可用以顯示建築地盤的勞工需求，對於監察勞工市場及經濟分析均有幫助。

I. Introduction

1.1 Since March 1976, the Census and Statistics Department has been publishing employment statistics on a quarterly basis for the construction sites in Hong Kong. Data required for the compilation of employment figures for construction sites are gathered from two sources : (i) the Quarterly Employment Survey of Construction Sites conducted by the department; and (ii) administrative records furnished monthly to the department by the respective Government departments for the public sector sites. However, vacancies data for the construction sites were not collected in the earlier years.

1.2 Starting from March 1988, the department undertook to collect information on the number of vacancies of manual workers at construction sites at half-yearly intervals, through a special survey covering both the public and private sector sites. As from June 1990, the department has started to collect the vacancies data at construction sites at quarterly intervals by incorporating the vacancies enquiry into the Quarterly Employment Survey of Construction Sites, such that both employment and vacancies statistics are available on a quarterly basis.

1.3 This report presents summary statistics on the number of manual workers and vacancies at construction sites in both the public and private sectors, based on the results of the March 2015 survey and the administrative returns supplied by various Government departments. To facilitate comparisons, statistics for the 5 reference quarters from March 2014 to March 2015 are presented. These statistics provide an indication of labour demand at construction sites, and are useful for labour market monitoring and economic analysis.

II. 統計調查結果摘要

總覽 (表 1 及表 2)

2.1 2015年3月共有1 244個正在施工中的建築地盤，與2014年12月及2014年3月相比，分別下跌1.3%及4.0%。

2.2 在2015年3月，建築地盤合共僱用91 878名工人，與2014年12月及2014年3月相比，分別上升6.4%及16.9%。

2.3 在2015年3月，地盤工人的職位空缺總數為882個。請參閱第V部分的「統計調查局限」。

2.4 在2015年3月，地盤工人的職位空缺率（即工人職位空缺數目除以工人人數及工人職位空缺數目兩者總和）為1.0%。

樓宇建築地盤的分析 (表 1)

2.5 在2015年3月正在施工的1 244個建築地盤中，有819個（65.8%）正進行樓宇建造工程，較2014年12月上升0.4%，但與2014年3月相比，則下跌0.8%。

2.6 在2015年3月，樓宇建築地盤合共僱用62 934名地盤工人，佔總數的68.5%，與2014年12月及2014年3月相比，分別上升6.3%及20.0%。

2.7 在2015年3月，樓宇建築地盤的地盤工人職位空缺數目為499個。

II. Summary of Survey Findings

Overview (Tables 1 and 2)

2.1 There were 1 244 active construction sites in March 2015. The number of sites was 1.3% and 4.0% lower than those in December 2014 and March 2014 respectively.

2.2 The number of manual workers engaged at construction sites in March 2015 was 91 878. The number of manual workers engaged was 6.4% and 16.9% higher than those in December 2014 and March 2014 respectively.

2.3 In March 2015, the total number of vacancies of manual workers at construction sites was 882. Please refer to “Limitations of the Survey” in Part V.

2.4 The vacancy rate (i.e. the number of vacancies of manual workers divided by the sum of the number of manual workers engaged and the number of vacancies of manual workers) in March 2015 was 1.0%.

Analysis with respect to building sites (Table 1)

2.5 Of the 1 244 active construction sites in March 2015, 819 (65.8%) were engaged in building works. The number of sites was 0.4% higher than that in December 2014 but 0.8% lower than that in March 2014.

2.6 The number of manual workers engaged in building sites in March 2015 was 62 934, representing 68.5% of the overall total. The number of manual workers engaged at building sites was 6.3% and 20.0% higher than those in December 2014 and March 2014 respectively.

2.7 In March 2015, the number of vacancies of manual workers at building sites was 499.

土木工程地盤的分析 (表 1)

2.8 至於土木工程地盤，在2015年3月共有425個，與2014年12月及2014年3月相比，分別下跌4.5%及9.6%。

2.9 在2015年3月，土木工程地盤合共僱用28 944名地盤工人，與2014年12月及2014年3月相比，分別上升6.6%及10.9%。

2.10 在2015年3月，土木工程地盤的地盤工人職位空缺數目為383個。

公營地盤的分析 (表 1)

2.11 在2015年3月，公營地盤數目為502個，與2014年12月及2014年3月相比，分別下跌2.3%及2.0%。

2.12 在2015年3月，公營地盤共有43 188名地盤工人，與2014年12月及2014年3月相比，分別上升7.3%及29.4%。

2.13 在2015年3月，公營地盤的地盤工人職位空缺數目為546個。

私營地盤的分析 (表 1)

2.14 在2015年3月，私營地盤數目為742個，與2014年12月及2014年3月相比，分別下跌0.7%及5.4%。

2.15 在2015年3月，私營地盤共有48 690名地盤工人，與2014年12月及2014年3月相比，分別上升5.6%及7.8%。

2.16 在2015年3月，私營地盤的地盤工人職位空缺數目為336個。

Analysis with respect to civil engineering sites (Table 1)

2.8 As for civil engineering sites, the number of sites was 425 in March 2015. The number of sites was 4.5% and 9.6% lower than those in December 2014 and March 2014 respectively.

2.9 The number of manual workers engaged in civil engineering sites in March 2015 was 28 944. The number of manual workers engaged was 6.6% and 10.9% higher than those in December 2014 and March 2014 respectively.

2.10 In March 2015, the number of vacancies of manual workers at civil engineering sites was 383.

Analysis with respect to public sector sites (Table 1)

2.11 The number of public sector sites in March 2015 was 502. The number of sites was 2.3% and 2.0% lower than those in December 2014 and March 2014 respectively.

2.12 A total of 43 188 manual workers were engaged in public sector sites in March 2015. The number of manual workers engaged was 7.3% and 29.4% higher than those in December 2014 and March 2014 respectively.

2.13 In March 2015, the number of vacancies of manual workers at public sector sites was 546.

Analysis with respect to private sector sites (Table 1)

2.14 There were 742 private sector sites in March 2015. The number of sites was 0.7% and 5.4% lower than those in December 2014 and March 2014 respectively.

2.15 The total number of manual workers engaged in private sector sites was 48 690 in March 2015, which was 5.6% and 7.8% higher than those in December 2014 and March 2014 respectively.

2.16 In March 2015, the number of vacancies of manual workers at private sector sites was 336.

地盤規模的分析（表 4）

2.17 在2015年3月，受僱於建築地盤的工人，有63.4%在大型地盤（有200名或以上工人）工作。至於在中型地盤（有100 – 199名工人）及在小型地盤（少於100名工人）工作者，則分別佔12.5%及24.1%。

2014年3月及2015年3月都在施工中的地盤的分析（表 5）

2.18 於2014年3月及2015年3月都在施工中的建築地盤共有507個，其中86.8%的地盤工人職位空缺率在2015年3月保持不變。在公營地盤當中，85.6%的地盤工人職位空缺率保持不變；至於私營地盤的職位空缺率，則有88.4%保持不變。

Analysis with respect to size of sites (Table 4)

2.17 In March 2015, large construction sites (with 200 or more workers) employed 63.4% of the total number of manual workers. The medium sites (with 100 – 199 workers) and small sites (with less than 100 workers) employed 12.5% and 24.1% of the total respectively.

Analysis with respect to sites being active in both March 2014 and March 2015 (Table 5)

2.18 Of the 507 sites which remained active in both March 2014 and March 2015, 86.8% reported no change in the vacancy rate of manual workers in March 2015. For the public sector sites, 85.6% reported no change in the vacancy rate of manual workers. As for the private sector sites, 88.4% reported no change in the vacancy rate.

III. 統計表 Statistical Tables

表 1 按地盤類別劃分的公營及私營建築地盤數目、工人人數、職位空缺數目及就業機會
Table 1 Number of construction sites, manual workers engaged, vacancies and job opportunities in public and private sector sites analysed by type of site

年 Year	月 Month	公營地盤 Public sector sites			私營地盤 Private sector sites			所有地盤 All sites		總計 Total
		樓宇建築 地盤 Building sites	土木工程 地盤 Civil engineering sites	小計 Sub-total	樓宇建築 地盤 Building sites	土木工程 地盤 Civil engineering sites	小計 Sub-total	樓宇建築 地盤 Building sites	土木工程 地盤 Civil engineering sites	
建築地盤數目 Number of construction sites										
2014	3	143	369	512	683	101	784	826	470	1 296
	6	156	382	538	672	104	776	828	486	1 314
	9	150	380	530	713	99	812	863	479	1 342
	12	150	364	514	666	81	747	816	445	1 261
2015	3	152	350	502	667	75	742	819	425	1 244
工人人數 Number of manual workers engaged										
2014	3	8 785	24 602	33 387	43 676	1 507	45 183	52 461	26 109	78 570
	6	9 932	26 417	36 349	41 792	1 593	43 385	51 724	28 010	79 734
	9	11 911	27 549	39 460	45 658	1 416	47 074	57 569	28 965	86 534
	12	14 219	26 013	40 232	44 971	1 140	46 111	59 190	27 153	86 343
2015	3	15 662	27 526	43 188	47 272	1 418	48 690	62 934	28 944	91 878

表 1 (續) 按地盤類別劃分的公營及私營建築地盤數目、工人人數、職位空缺數目及就業機會
 Table 1 (cont'd) Number of construction sites, manual workers engaged, vacancies and job opportunities in public and private sector sites analysed by type of site

年 Year	月 Month	公營地盤 Public sector sites			私營地盤 Private sector sites			所有地盤 All sites		總計 Total
		樓宇建築 地盤	土木工程 地盤	小計	樓宇建築 地盤	土木工程 地盤	小計	樓宇建築 地盤	土木工程 地盤	
		Building sites	engineering sites		Building sites	engineering sites		Building sites	engineering sites	
		Civil	Civil	Civil	Civil					

工人職位空缺數目
 Number of vacancies of manual workers

2014	3	115	840	955	653	20	673	768	860	1 628
	6	120	940	1 060	464	11	475	584	951	1 535
	9	228	645	873	639	20	659	867	665	1 532
	12	143	358	501	341	4	345	484	362	846
2015	3	174	372	546	325	11	336	499	383	882

就業機會⁽¹⁾
 Number of job opportunities

2014	3	8 900	25 442	34 342	44 329	1 527	45 856	53 229	26 969	80 198
	6	10 052	27 357	37 409	42 256	1 604	43 860	52 308	28 961	81 269
	9	12 139	28 194	40 333	46 297	1 436	47 733	58 436	29 630	88 066
	12	14 362	26 371	40 733	45 312	1 144	46 456	59 674	27 515	87 189
2015	3	15 836	27 898	43 734	47 597	1 429	49 026	63 433	29 327	92 760

註釋：(1) 就業機會 = 工人人數 + 工人職位空缺數目

Note : No. of job opportunities = No. of manual workers engaged + No. of vacancies of manual workers

表 2 按地盤類別劃分的公營及私營建築地盤平均工人人數、平均職位空缺數目及職位空缺率
Table 2 Average number of manual workers engaged per site, average number of vacancies per site and vacancy rate in public and private sector sites analysed by type of site

年 Year	月 Month	公營地盤 Public sector sites			私營地盤 Private sector sites			所有地盤 All sites		總計 Total
		樓宇建築 地盤	土木工程 地盤	小計	樓宇建築 地盤	土木工程 地盤	小計	樓宇建築 地盤	土木工程 地盤	
		Building sites	engineering sites		Building sites	engineering sites		Building sites	engineering sites	
		Civil	Civil	Civil	Civil	Civil	Civil			

地盤平均工人人數⁽¹⁾

Average number of manual workers engaged per site

2014	3	61.4	66.7	65.2	63.9	14.9	57.6	63.5	55.6	60.6
	6	63.7	69.2	67.6	62.2	15.3	55.9	62.5	57.6	60.7
	9	79.4	72.5	74.5	64.0	14.3	58.0	66.7	60.5	64.5
	12	94.8	71.5	78.3	67.5	14.1	61.7	72.5	61.0	68.5
2015	3	103.0	78.6	86.0	70.9	18.9	65.6	76.8	68.1	73.9

地盤平均工人職位空缺數目⁽²⁾

Average number of vacancies of manual workers per site

2014	3	0.8	2.3	1.9	1.0	0.2	0.9	0.9	1.8	1.3
	6	0.8	2.5	2.0	0.7	0.1	0.6	0.7	2.0	1.2
	9	1.5	1.7	1.6	0.9	0.2	0.8	1.0	1.4	1.1
	12	1.0	1.0	1.0	0.5	§	0.5	0.6	0.8	0.7
2015	3	1.1	1.1	1.1	0.5	0.1	0.5	0.6	0.9	0.7

表 2 (續) 按地盤類別劃分的公營及私營建築地盤平均工人人數、平均職位空缺數目及職位空缺率
 Table 2 (cont'd) Average number of manual workers engaged per site, average number of vacancies per site and vacancy rate in public and private sector sites analysed by type of site

年 Year	月 Month	公營地盤 Public sector sites			私營地盤 Private sector sites			所有地盤 All sites		總計 Total
		樓宇建築 地盤 Building sites	土木工程 地盤 engineering sites	小計 Sub-total	樓宇建築 地盤 Building sites	土木工程 地盤 engineering sites	小計 Sub-total	樓宇建築 地盤 Building sites	土木工程 地盤 engineering sites	
職位空缺率(%)⁽³⁾										
Vacancy rate (%)										
2014	3	1.3	3.3	2.8	1.5	1.3	1.5	1.4	3.2	2.0
	6	1.2	3.4	2.8	1.1	0.7	1.1	1.1	3.3	1.9
	9	1.9	2.3	2.2	1.4	1.4	1.4	1.5	2.2	1.7
	12	1.0	1.4	1.2	0.8	0.3	0.7	0.8	1.3	1.0
2015	3	1.1	1.3	1.2	0.7	0.8	0.7	0.8	1.3	1.0

- 註釋 : (1) 地盤平均工人人數 = 地盤工人人數 ÷ 建築地盤數目
 Notes : Average number of manual workers engaged per site = No. of manual workers engaged at sites ÷ No. of construction sites
- (2) 地盤平均工人職位空缺數目 = 工人職位空缺數目 ÷ 建築地盤數目
 Average number of vacancies of manual workers per site = No. of vacancies of manual workers ÷ No. of construction sites
- (3) 職位空缺率 = 工人職位空缺數目 ÷ 就業機會 x 100%
 Vacancy rate = No. of vacancies of manual workers ÷ No. of job opportunities x 100%
- § 少於0.05。
 Less than 0.05.

表 3 按建造工程完工後用途劃分的公營及私營建築地盤於2015年3月的地盤數目、工人人數、職位空缺數目及職位空缺率

Table 3 Number of construction sites, manual workers engaged, vacancies and vacancy rate in public and private sector sites in March 2015 analysed by end-use of construction project

建造工程完工後用途 End-use of construction project	公營地盤 Public sector sites			私營地盤 Private sector sites			所有地盤 All sites		
	建築地盤 數目	工人 人數	工人職位 空缺數目	建築地盤 數目	工人 人數	工人職位 空缺數目	建築地盤 數目	工人 人數	工人職位 空缺數目
	No. of construction sites	No. of manual workers engaged	No. of vacancies of manual workers	No. of construction sites	No. of manual workers engaged	No. of vacancies of manual workers	No. of construction sites	No. of manual workers engaged	No. of vacancies of manual workers
所有類別 All types	502	43 188	546 (1.2)	742	48 690	336 (0.7)	1 244	91 878	882 (1.0)
樓宇建造工程 Building works	152	15 662	174 (1.1)	667	47 272	325 (0.7)	819	62 934	499 (0.8)
拆卸工程 Demolition works	1	25	0 (0)	13	122	0 (0)	14	147	0 (0)
住宅樓宇 Residential buildings	77	9 083	129 (1.4)	289	29 905	193 (0.6)	366	38 988	322 (0.8)
行政樓宇 Administrative buildings	13	2 410	45 (1.8)	0	0	0 (N.A.)	13	2 410	45 (1.8)
商業樓宇 Commercial buildings	2	23	0 (0)	193	10 017	32 (0.3)	195	10 040	32 (0.3)
商業／住宅兩用樓宇 Commercial/residential composite buildings	0	0	0 (N.A.)	1	80	0 (0)	1	80	0 (0)
教育、宗教及福利機構 Educational, religious and welfare institutions	6	264	0 (0)	73	1 863	0 (0)	79	2 127	0 (0)
工業樓宇 Industrial buildings	0	0	0 (N.A.)	46	1 442	0 (0)	46	1 442	0 (0)
工業／商業兩用樓宇 Industrial/commercial buildings	0	0	0 (N.A.)	1	17	0 (0)	1	17	0 (0)
醫院及診所 Hospitals and clinics	11	1 047	0 (0)	23	1 955	0 (0)	34	3 002	0 (0)
警署及消防局 Police and fire stations	14	1 349	0 (0)	0	0	0 (N.A.)	14	1 349	0 (0)
懲教所及羈留中心 Prisons and detention centres	2	96	0 (0)	0	0	0 (N.A.)	2	96	0 (0)
作康體用途樓宇 Recreational buildings	7	502	0 (0)	7	882	100 (10.2)	14	1 384	100 (6.7)
其他樓宇 Other buildings	19	863	0 (0)	21	989	0 (0)	40	1 852	0 (0)

表 3 (續) 按建造工程完工後用途劃分的公營及私營建築地盤於2015年3月的地盤數目、工人人數、職位空缺數目及職位空缺率

Table 3 (cont'd) Number of construction sites, manual workers engaged, vacancies and vacancy rate in public and private sector sites in March 2015 analysed by end-use of construction project

建造工程完工後用途 End-use of construction project	公營地盤 Public sector sites			私營地盤 Private sector sites			所有地盤 All sites		
	建築地盤 數目	工人 人數	工人職位 空缺數目	建築地盤 數目	工人 人數	工人職位 空缺數目	建築地盤 數目	工人 人數	工人職位 空缺數目
	No. of construction sites	No. of manual workers engaged	No. of vacancies of manual workers	No. of construction sites	No. of manual workers engaged	No. of vacancies of manual workers	No. of construction sites	No. of manual workers engaged	No. of vacancies of manual workers
土木工程 Civil engineering works	350	27 526	372 (1.3)	75	1 418	11 (0.8)	425	28 944	383 (1.3)
鐵路 Railways	88	11 781	219 (1.8)	0	0	0 (N.A.)	88	11 781	219 (1.8)
道路、高速公路及橋樑 Roads, highways and bridges	62	7 824	75 (0.9)	12	109	0 (0)	74	7 933	75 (0.9)
機場 Airport	5	83	0 (0)	0	0	0 (N.A.)	5	83	0 (0)
海港工程 Port works	4	37	0 (0)	1	57	0 (0)	5	94	0 (0)
水務工程 Water works	47	1 933	45 (2.3)	0	0	0 (N.A.)	47	1 933	45 (2.3)
渠務工程 Drainage	50	2 393	10 (0.4)	2	8	*** (***)	52	2 401	*** (***)
填海、挖掘及地盤開拓工程 and site formation	19	1 730	10 (0.6)	37	816	4 (0.5)	56	2 546	14 (0.5)
休憩公園、公眾地方及運動場 Rest gardens, open spaces and sport grounds	26	307	13 (4.1)	4	84	0 (0)	30	391	13 (3.2)
其他市政服務設施 Other urban services facilities	10	126	0 (0)	6	79	0 (0)	16	205	0 (0)
服務站及工場 Service stations and plant	21	1 066	0 (0)	12	163	0 (0)	33	1 229	0 (0)
其他用途 Other purposes	18	246	0 (0)	1	102	*** (***)	19	348	*** (***)

註釋：括號內的數字是指職位空缺率(%)。

Notes: Figures in brackets are vacancy rate (%).

職位空缺率 = 工人職位空缺數目 ÷ 就業機會 x 100%

Vacancy rate = No. of vacancies of manual workers ÷ No. of job opportunities x 100%

N.A. 不適用
Not applicable

*** 為使個別地盤所提供的資料得以保密，數據不予發表。

Data not released in order to safeguard confidentiality of information provided by individual site.

表 4 按地盤規模劃分的公營及私營建築地盤於2015年3月的地盤數目、工人人數、職位空缺數目及職位空缺率

Table 4 Number of construction sites, manual workers engaged, vacancies and vacancy rate in public and private sector sites in March 2015 analysed by size of site

地盤規模 (按地盤工人人數劃分) Size of site (in terms of no. of manual workers engaged)	公營地盤 Public sector sites			私營地盤 Private sector sites			所有地盤 All sites		
	建築地盤 數目 No. of construction sites	工人 人數 No. of manual workers engaged	工人職位 空缺數目 No. of vacancies of manual workers	建築地盤 數目 No. of construction sites	工人 人數 No. of manual workers engaged	工人職位 空缺數目 No. of vacancies of manual workers	建築地盤 數目 No. of construction sites	工人 人數 No. of manual workers engaged	工人職位 空缺數目 No. of vacancies of manual workers
1 - 9	185	801	1 (0.1)	282	1 299	0 (0)	467	2 100	1 (§)
10 - 19	59	759	0 (0)	128	1 636	6 (0.4)	187	2 395	6 (0.2)
20 - 49	97	2 952	32 (1.1)	149	4 594	24 (0.5)	246	7 546	56 (0.7)
50 - 99	57	4 027	45 (1.1)	88	6 050	34 (0.6)	145	10 077	79 (0.8)
100 - 199	40	5 937	79 (1.3)	40	5 539	42 (0.8)	80	11 476	121 (1.0)
200 - 499	43	12 668	221 (1.7)	31	9 535	10 (0.1)	74	22 203	231 (1.0)
500 - 999	18	12 441	86 (0.7)	17	11 305	220 (1.9)	35	23 746	306 (1.3)
1 000 +	3	3 603	82 (2.2)	7	8 732	0 (0)	10	12 335	82 (0.7)
總計 Total	502	43 188	546 (1.2)	742	48 690	336 (0.7)	1 244	91 878	882 (1.0)

註釋： 括號內的數字是指職位空缺率(%)。

Notes: Figures in brackets are vacancy rate (%).

職位空缺率 = 工人職位空缺數目 ÷ 就業機會 x 100%

Vacancy rate = No. of vacancies of manual workers ÷ No. of job opportunities x 100%

§ 少於0.05%。
Less than 0.05.

表 5 於2014年3月及2015年3月都在施工中的建築地盤工人職位空缺率變化的分布情況
Table 5 Distribution of the changes in vacancy rate of manual workers at construction sites being active in both March 2014 and March 2015

職位空缺率變化 ⁽¹⁾ Changes in vacancy rate (百分點) (% points)	建築地盤數目 Number of construction sites		
	公營地盤 Public sector sites	私營地盤 Private sector sites	所有地盤 All sites
-10.0% 或以上 or more	10	6	16
-0.0% 至 -9.9% to	21	14	35
無變化 No change	249	191	440
+0.0% 至 +9.9% to	6	2	8
+10.0% 或以上 or more	5	3	8
總計 Total	291	216	507

註釋 : (1) 職位空缺率變化 = 2015年3月職位空缺率 - 2014年3月職位空缺率
 Note : Changes in vacancy rate = Vacancy rate in March 2015 - Vacancy rate in March 2014

圖 1A 公營及私營建築地盤數目

Chart 1A Number of construction sites in public and private sectors

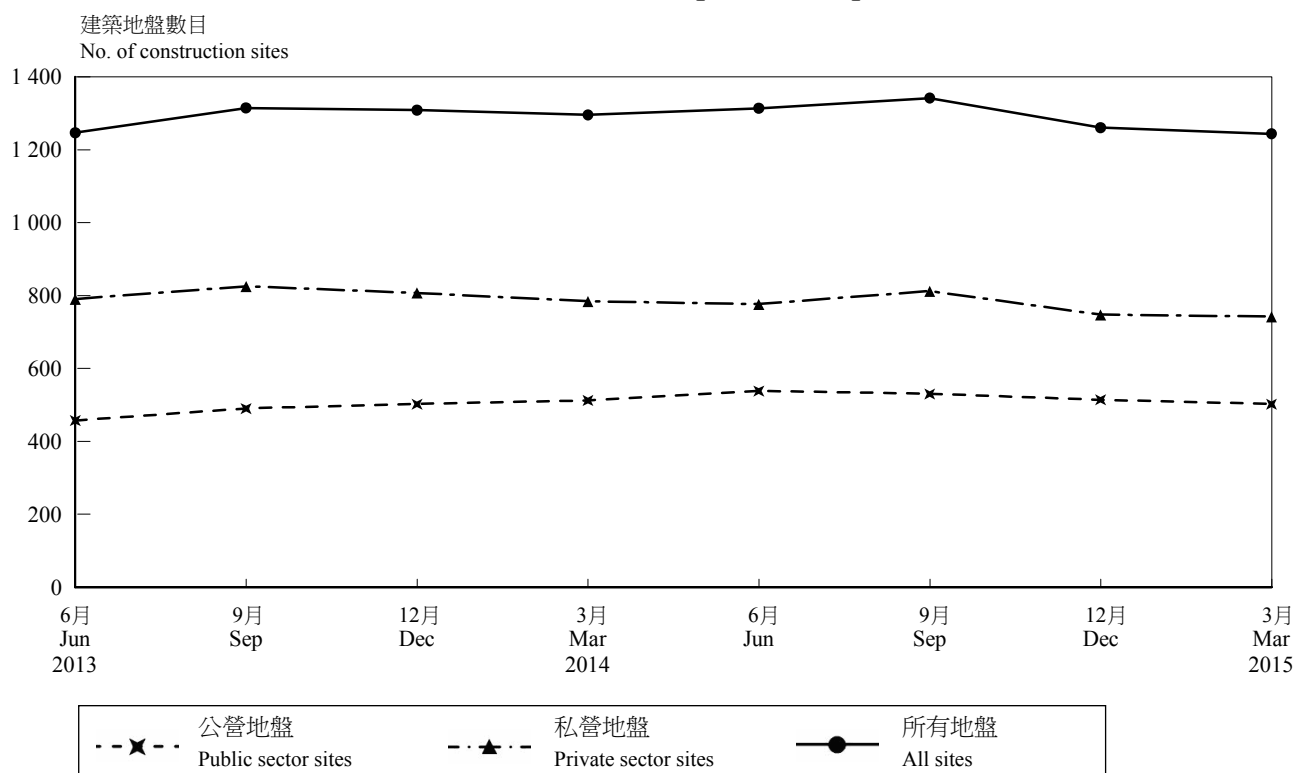


圖 1B 按地盤類別劃分的建築地盤數目

Chart 1B Number of construction sites analysed by type of site

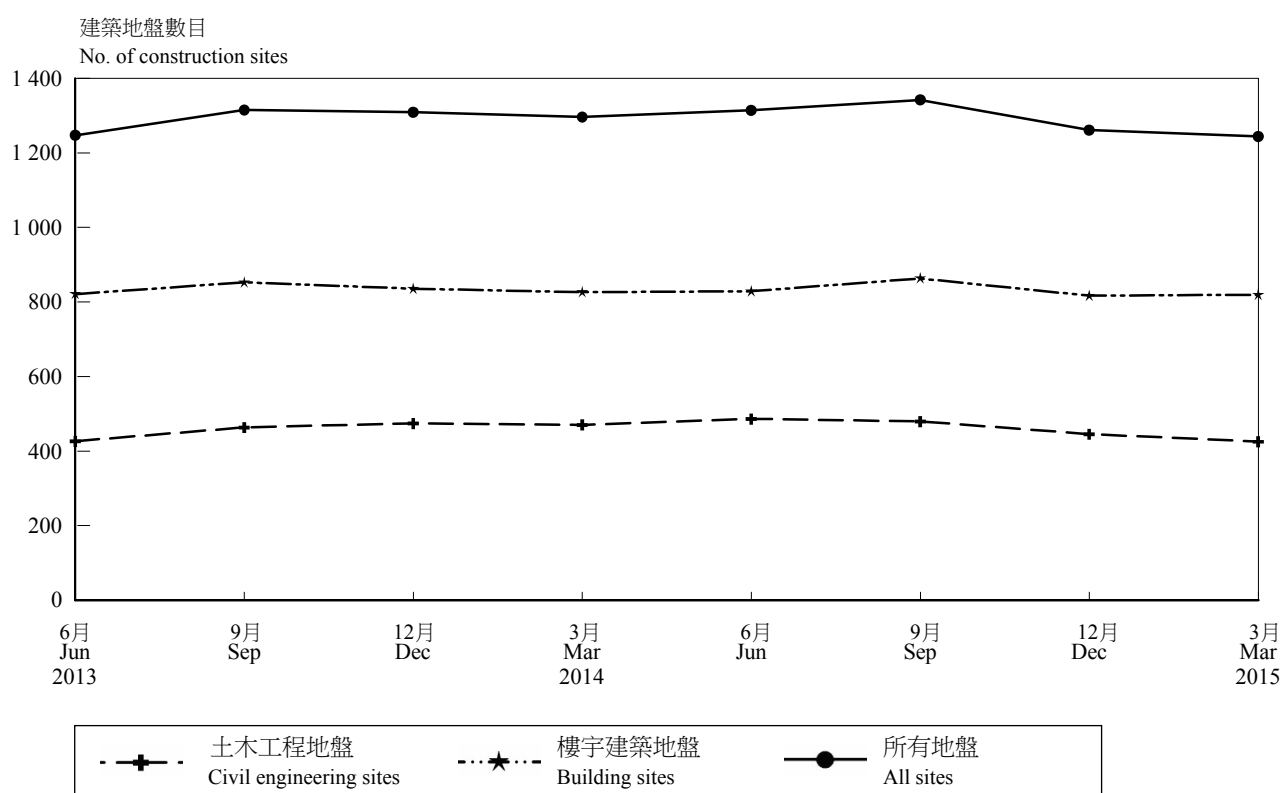


圖 2A 公營及私營建築地盤工人人數

Chart 2A Number of manual workers engaged at construction sites in public and private sectors

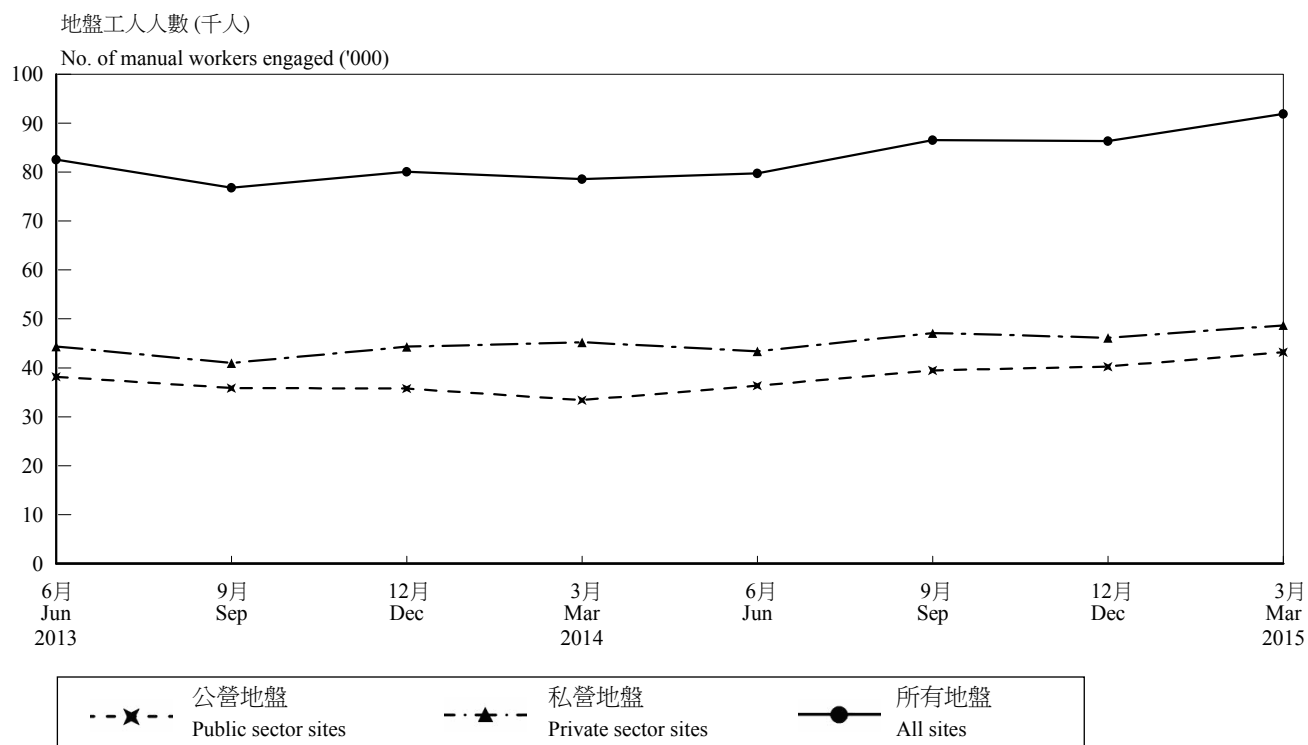


圖 2B 按地盤類別劃分的建築地盤工人人數

Chart 2B Number of manual workers engaged at construction sites analysed by type of site

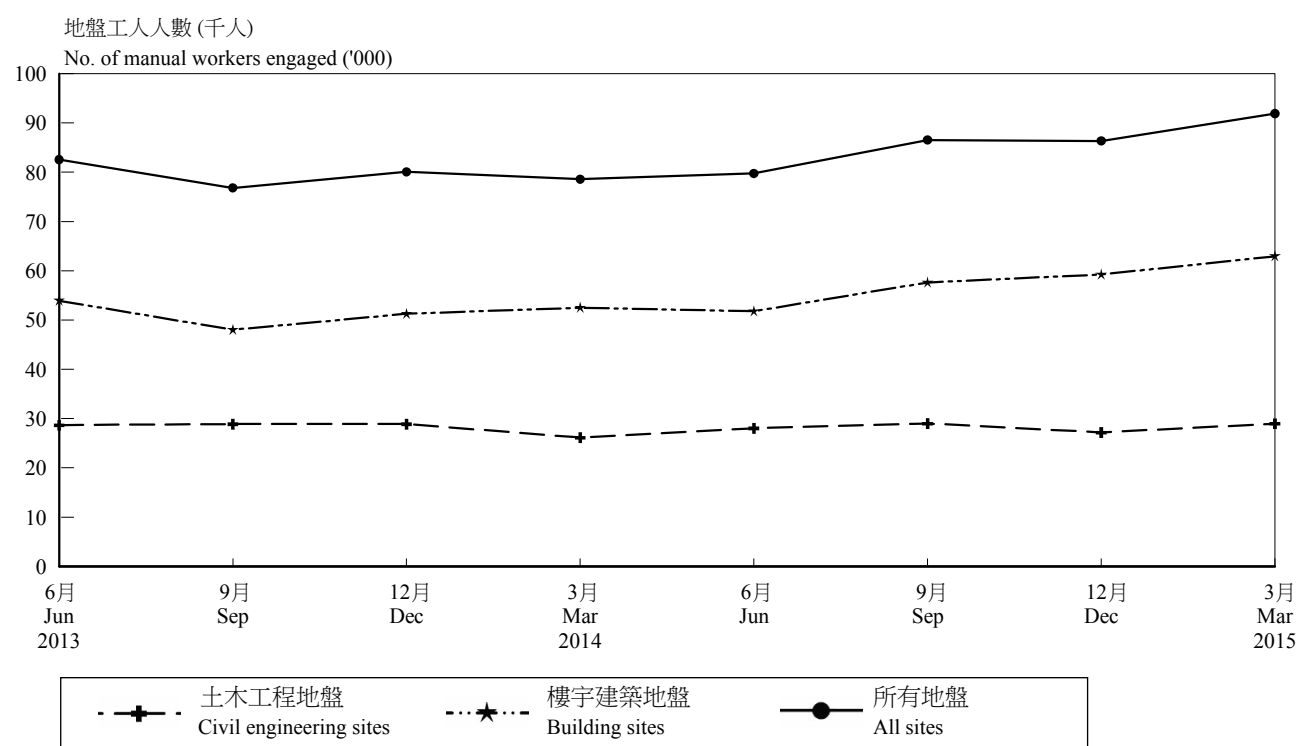


圖 3A 公營及私營建築地盤工人職位空缺數目
 Chart 3A Number of vacancies of manual workers at construction sites
 in public and private sectors

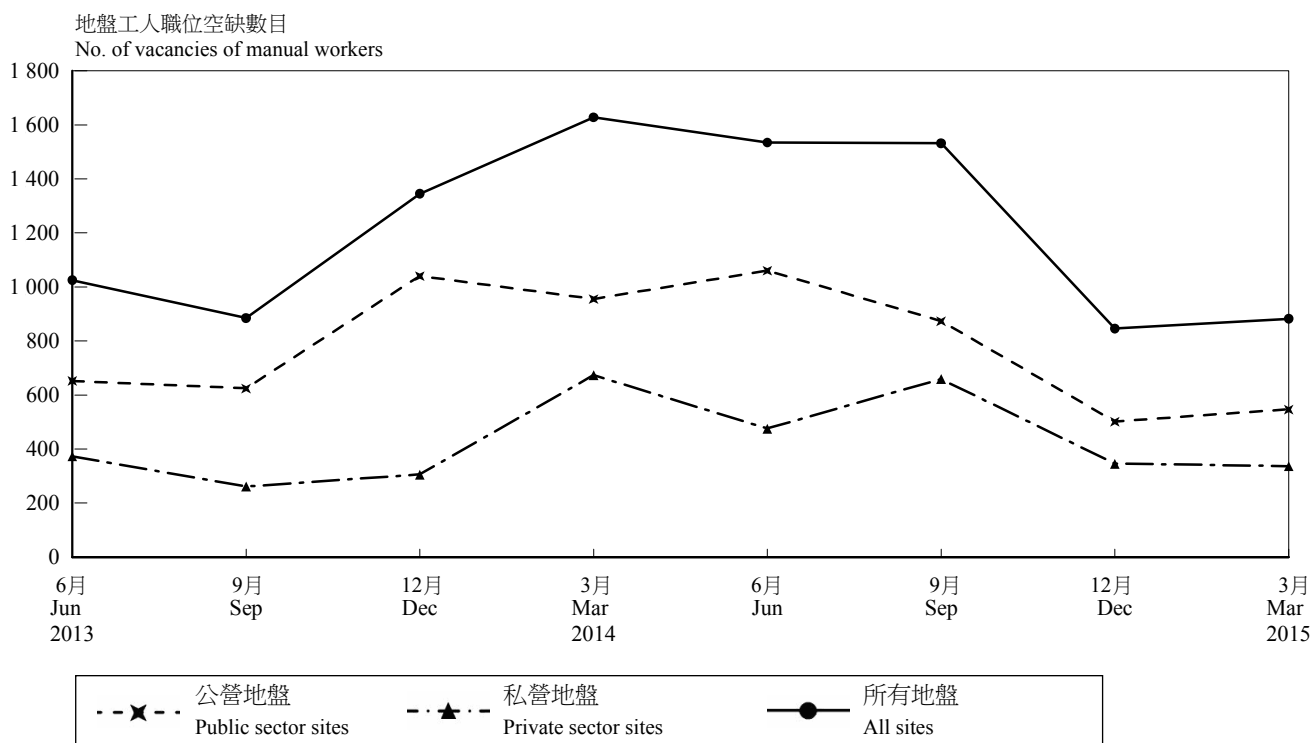


圖 3B 按地盤類別劃分的建築地盤工人職位空缺數目
 Chart 3B Number of vacancies of manual workers at construction sites
 analysed by type of site

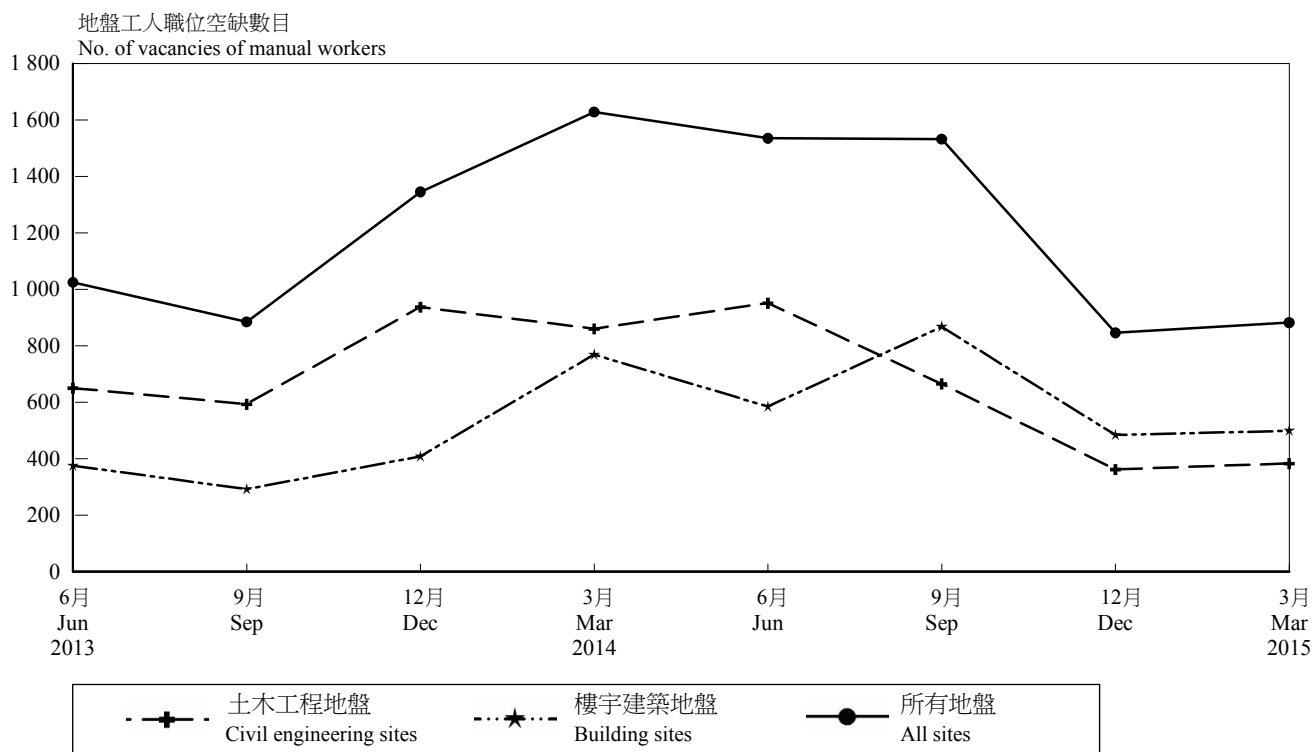


圖 4A 公營及私營建築地盤工人職位空缺率
 Chart 4A Vacancy rate of manual workers at construction sites
 in public and private sectors

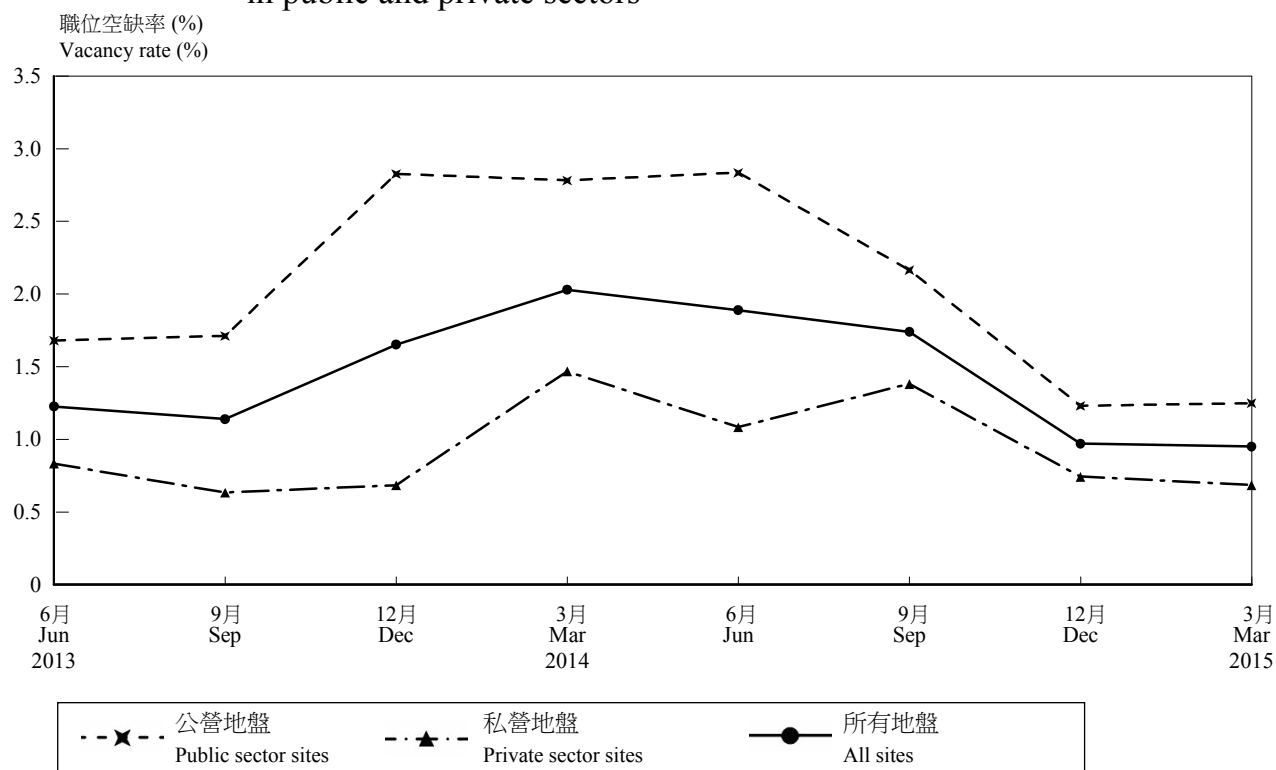
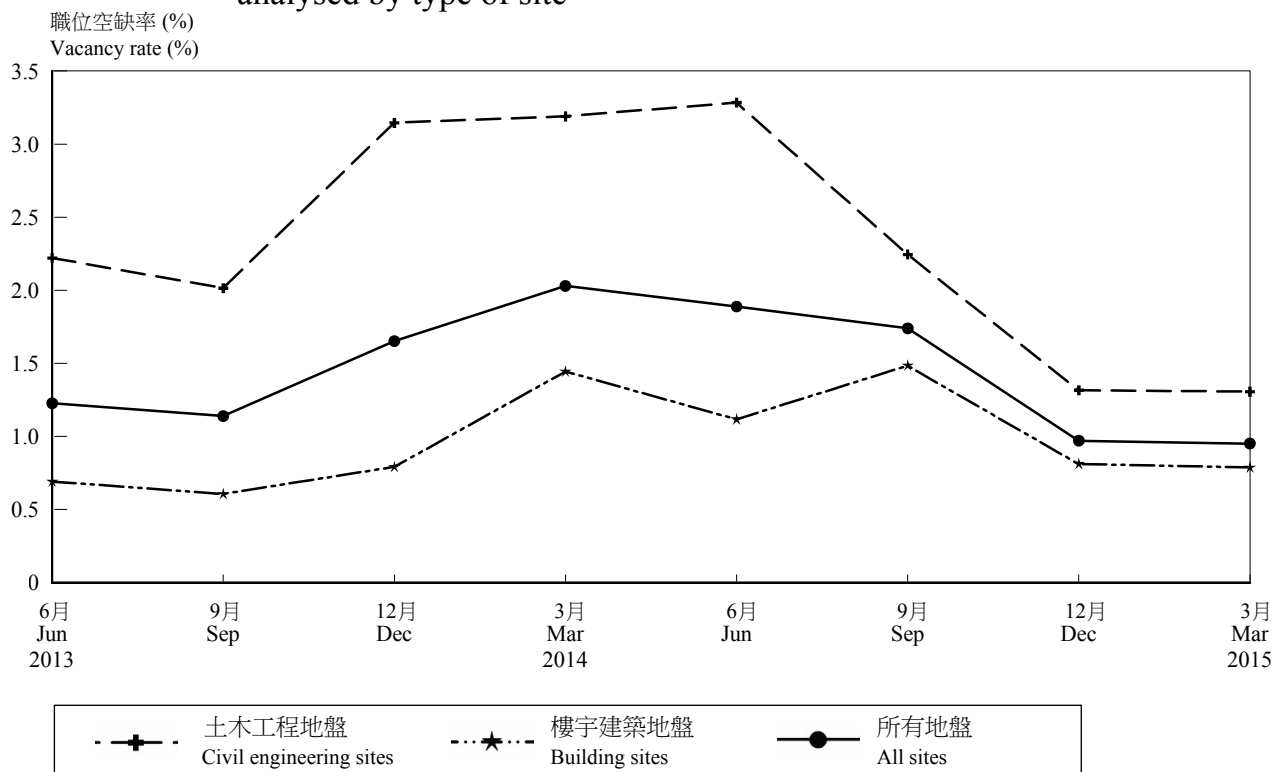


圖 4B 按地盤類別劃分的建築地盤工人職位空缺率
 Chart 4B Vacancy rate of manual workers at construction sites
 analysed by type of site



IV. 統計調查方法

統計調查範圍

4.1 「建築地盤就業人數按季統計調查」包括：

- (i) 所有在屋宇署註冊的私營地盤；
- (ii) 建築署、土木工程拓展署、渠務署、機電工程署、路政署、水務署、環境保護署及房屋署轄下的所有公營地盤；及
- (iii) 機場管理局及香港鐵路有限公司轄下的所有地盤。

4.2 新界小型屋宇建造工程及現有建築物的小規模改建、修葺、保養和室內裝修等工程則不包括在內。保養或修葺的定期合約亦不包括在內。

4.3 由2003年3月的統計調查開始，「建築地盤就業人數按季統計調查」的涵蓋範圍已擴大至包括機電工人。此外，公營建築地盤的涵蓋範圍更擴大至包括機電工程署及環境保護署轄下的建築地盤。2003年3月至2004年3月的5個季度提供以原來及擴大範圍編製的統計數字。而根據擴大範圍編製的統計數字已於2004年3月號的《建築地盤就業及空缺按季統計報告》內發表。上述新增的涵蓋範圍，在2004年3月的統計調查帶來了新增14個建築地盤及3 320名建築地盤工人，分別佔所有建築地盤有關總數的1.5%及5.3%，而有關的職位空缺數目則沒有改變。

IV. Survey Methodology

Coverage of the survey

4.1 The Quarterly Employment Survey of Construction Sites covers:

- (i) All private sector sites registered with the Buildings Department;
- (ii) All public sector sites under the charge of the Architectural Services Department, Civil Engineering and Development Department, Drainage Services Department, Electrical and Mechanical Services Department, Highways Department, Water Supplies Department, Environmental Protection Department and Housing Department; and
- (iii) Sites under the control of the Airport Authority (AA) and the MTR Corporation Limited (MTR).

4.2 Construction projects for small houses in the New Territories, and minor alterations, repairs, maintenance and interior decoration of existing buildings are not included. Term maintenance contracts and term contracts for maintenance work or repair are also excluded.

4.3 Starting from the March 2003 round, the survey coverage of the Quarterly Employment Survey of Construction Sites has been expanded to include electrical and mechanical manual workers. Moreover, the coverage of public sector sites has been expanded to include those sites under the charge of the Electrical and Mechanical Services Department and the Environmental Protection Department. Statistics compiled based on the original and expanded coverage are both available for the 5 reference quarters from March 2003 to March 2004. Those based on the expanded coverage have been released in the March 2004 issue of *Quarterly Report of Employment and Vacancies at Construction Sites*. For the reference period of March 2004, the expanded coverage has added some 14 sites and 3 320 manual workers, accounting for 1.5% and 5.3% of the respective totals in all construction sites. No change has been incurred in the number of vacancies.

4.4 由2005年6月的刊號起，本報告內發表的統計數字涵蓋了建築署轄下「學校改善工程計劃」的建築項目。修訂後的統計數字追溯至2003年3月的統計期。在2005年6月統計期內，「學校改善工程計劃」僱用1 681名建築地盤工人，佔所有建築地盤工人總數的2.8%。

用語及定義

4.5 **建築地盤** 是指一個劃定的地點，而在該地點內正在進行一個或多個階段的建造工程。根據一個地盤工程的聘用機構是私營機構或是政府部門，可將該地盤分類為**私營地盤**或**公營地盤**。在本報告中，政府部門、機場管理局及香港鐵路有限公司轄下的地盤歸類為公營地盤。至於在屋宇署註冊的地盤，包括港鐵車站的上蓋工程地盤，則歸類為私營地盤。

4.6 建築地盤尚可根據其工程性質或工程完工後用途分類為**樓宇建築地盤**（例如住宅樓宇、商業樓宇和一般上蓋興建工程）或**土木工程地盤**（例如鐵路、道路、水務、渠務、填海及挖掘工程）。

4.7 **地盤工人** 是指在統計日期由主要承建商直接僱用或由分判承建商或工頭僱用在建築地盤工作的工人，包括熟練技工、半熟練技工及普通工人。專業及行政人員例如建築師、工程師、測量師、合約經理、地盤總管、監工、技術員、地盤管工及一般文職人員，則不包括在內。至於政府部門轄下的地盤，則由熟練及半熟練技工等級中選取約40個主要職業〔列於附錄〕，其僱用工人數包括在各有關政府部門的行政報表內。

4.8 **職位空缺** 是指在統計日期正懸空並須要立刻填補，而地盤方面亦正積極進行招聘以填補的職位空缺。在本統計調查中，職位空缺只包括地盤工人的空缺。

4.4 With effect from the issue of June 2005, the figures published in this report have included construction works under the School Improvement Programme of the Architectural Services Department. Revision of the figures has been backdated to the statistical month of March 2003. For the reference period of June 2005, the School Improvement Programme engaged 1 681 manual workers, accounting for 2.8% of manual workers in all construction sites.

Terms and definitions

4.5 A *construction site* refers to a demarcated locality where one or more stages of construction work are being carried on. It is divided into a *private sector site* or a *public sector site* depending on whether the contracting party is a private company or a Government department. In this report, sites under the control of Government departments or AA and MTR are classified as public sector sites, whereas those registered with the Buildings Department, including superstructures on sites above the MTR Stations, are classified as private sector sites.

4.6 A site can be further classified into either a *building site* (such as residential buildings, commercial buildings and general superstructure erection) or a *civil engineering site* (such as railways, roads, water works, drainage, reclamation and excavation works) depending on its nature of work or the end-use of the construction project.

4.7 *Manual workers* at a construction site are people either directly employed by the main contractor, or being called upon by sub-contractors or gangers to work in the construction site on the survey reference date. They include skilled, semi-skilled and general workers. Professional and administrative personnel such as architects, engineers, surveyors, contract managers, site agents, clerks of works, technicians, site foremen and general clerical staff are excluded. For sites under the charge of Government departments, manual workers in some 40 selected major occupations at the skilled and semi-skilled levels (as listed in Appendix) are covered in the administrative returns furnished by the respective Government departments.

4.8 *Vacancies* refer to unfilled job openings which are immediately available, and for which active recruitment steps are being taken on the survey reference date. For the purpose of this survey, vacancies refer to those for manual workers only.

統計期

4.9 地盤工人人數是指3月、6月、9月及12月底的情況。至於職位空缺數據的搜集，則採用浮動的統計日期以減少呈報的誤差。在這安排下，搜集職位空缺資料的當日亦即為統計日期。

搜集資料方法

4.10 第4.1(ii)段內地盤的有關數據是經由負責留駐該等地盤的工程師、監工或計劃工程師向有關承建商搜集。地盤工程師及監工在將這些資料交予本處前，均會參考地盤內實際工程進度和已僱用工人人數，從而查證有關數據。

4.11 其他地盤的有關數據由本處外勤職員搜集。在統計期內，外勤職員以電話訪問或面談方式訪問每一個建築地盤，並直接與主要承建商或分判承建商聘用的地盤總管搜集所需資料。

資料處理

4.12 問卷交回本處後，要經過全面檢查，以確定其完整及正確。對於有疑問的數據，會以電話向有關方面澄清。經檢定的有關數據由特定的電腦程式處理和編製統計表。

Survey reference period

4.9 Figures on the number of manual workers refer to the end of March, June, September and December. A floating reference date was, however, adopted for the vacancies data to minimise reporting errors; under this arrangement, the survey reference date was the day on which the vacancies data were collected.

Data collection method

4.10 Data for the sites given in the paragraph 4.1(ii) were collected through the responsible resident engineers, clerks of works or project engineers of those sites, who obtained the information from the contractors concerned. Before the data were forwarded to the department for processing, they were validated by the relevant resident engineers and clerks of works having regard to the actual work progress and the number of workers already employed for these sites.

4.11 Data for the other sites were collected by field officers of the department. During the survey, field officers collect the required data from each construction site through telephone interviews or personal visits. They had direct interviews with site agents of the main contractor or sub-contractors to solicit the required information.

Data processing

4.12 When the questionnaires were returned to the department, they were thoroughly checked for completeness and accuracy. In case dubious data were detected, telephone verification would be performed with the parties concerned. Edited data were then processed by tailor-made computer programs for producing statistical tabulations.

V. 統計調查局限

5.1 雖然這項統計調查包括所有在施工中的地盤，因而調查結果沒有抽樣誤差，但統計調查結果的素質依然受幾個局限所影響。下列是這些局限的要點，使用者在分析有關統計調查結果時，務請小心參詳：

- (a) 是項統計調查中，職位空缺是指在統計日期正懸空並須要立刻填補，而地盤方面亦正積極進行招聘以填補的職位空缺。這定義和本處進行的其他統計調查所採用的定義相同，但是未必完全適用於建築地盤。據一般了解，為了應付勞動力供應及工作要求的轉變，建築地盤工人的工作性質可作很大程度的替代。因此在一段短時間內，人力需求和工程進度要求未必有一個固定的關係。因此，對建築承建商而言，職位空缺的定義比較含糊。這同時使職位空缺數據受各承建商或分判承建商不同的呈報習慣所影響。
- (b) 建築地盤工程經常以分判形式進行。有關地盤職位空缺的第一手資料由分判承建商掌握。統計調查本應直接接觸分判承建商以搜集準確的職位空缺數據，但實際上聯絡這些分判承建商有一定的困難。因此，數據大多是經由主要承建商處獲取。而這些人士未必能提供地盤職位空缺數目的準確資料。實際上，在2015年3月的統計調查中，約91%的私營地盤的數據是由主要承建商所提供。
- (c) 在2015年3月統計調查所包括的地盤中，大部分報稱沒有職位空缺。但是，很難斷定這是由於承建商確能填補所有職位空缺，或是他們因某些原因沒有積極進行招聘活動（例如相信不能找到合適人手），又或是調整工程進度以應對人手短缺情況。

V. Limitations of the Survey

5.1 Although the survey covers all active sites and thus the results are not subject to sampling error, it has a number of limitations that may affect the quality of the resulting statistics. These limitations are highlighted below and users are strongly advised to take due note of them in interpreting the relevant survey findings:

- (a) In the survey, vacancies refer to unfilled job openings which are immediately available, and for which active recruitment steps are being taken on the survey reference date. While this definition is consistent with that adopted in other surveys conducted by the department, it may not be so appropriate for construction sites. It is believed that there are substantial substitution possibilities in the employment of workers at construction sites, in response to changes in labour supply and work requirement. Thus there may not be a fixed relationship, in the short run, between manpower and output requirements. Consequently, the concept of vacancies takes on a much looser sense as far as construction contractors are concerned. This also has the consequence that vacancies data supplied by contractors or sub-contractors are likely to be affected by relatively large variations in their reporting behaviour.
- (b) Sub-contracting is very common in construction sites. Although it is intended to collect vacancies data directly from sub-contractors who have first-hand information on the site vacancy situation, it is in practice difficult to contact these persons. Hence, data are mostly obtained from the main contractors, who may not have accurate information on the number of vacancies in their sites. In fact, data in respect of about 91% of the private sector sites in March 2015 were furnished by main contractors.
- (c) Among the sites surveyed in March 2015, many reported that there was no vacancy. However, it is difficult to determine whether the contractors in these sites were able to fill all their vacancies or that they had not actively carried out their recruitment activities for some reasons (e.g. they believed that suitable workers could not be found), or adjusted the project schedule in response to the manpower shortage.

各有關政府部門的行政報表中所包括的主要職業
Major occupations covered in the administrative returns
furnished by the respective Government departments

職業 Occupation	職業 Occupation
鋼筋屈紮工 Bar bender & fixer	意大利批盪及石米批盪技工 Terrazzo & granolithic worker
混凝土工 Concretor	批盪雜工 Plasterer's labourer
地渠工 Drainlayer	砌磚工 Bricklayer
水喉工 Plumber	砌磚雜工 Bricklayer's labourer
平水工 Leveller	雲石工 Marble worker
竹棚工 Bamboo scaffolder	石工（包括砌石工、尖石工及光面石工） Mason (incl. rubble mason, splitting mason and ashlar mason)
木模板工 Carpenter (Formwork)	結構鋼材焊接工 Structural steel welder
細木工 Joiner	結構鋼架工 Structural steel erector
機械設備操作工（貨物搬運） Plant & equipment operator (Load shifting)	索具工/金屬模板裝嵌工 Rigger/metal formwork erector
重型車輛駕駛員 Truck driver	瀝青工（道路建造） Asphalter (Road construction)
氣鑽操作工 Rock-breaking driller	建造機械技工 Construction plant mechanic
普通焊接工 General welder	潛水員 Diver
金屬工 Metal worker	電氣打磨裝配工（包括電工） Electrical fitter (incl. electrician)
玻璃工 Glazier	機械打磨裝配工 Mechanical fitter
挖泥工 Excavator	冷凝/空氣調節/通風設備技工 Refrigeration/air-conditioning/ventilation mechanic
雜工 Labourer	消防設備技工 Fire service mechanic
混凝土雜工 Concretor's labourer	升降機及自動梯機械技工 Lift and escalator mechanic
抬重工 Heavy load labourer	屋宇設備維修技工 Building services maintenance Mechanic
潛水員幫工 Diver's linesman	強電流電纜接駁工 Cable joiner (power)
髹漆及裝飾工 Painter & decorator	
批盪工 Plasterer	

獲取政府統計處刊物的方法
Means of Obtaining Publications
of the Census and Statistics Department

網站

用戶可以在政府統計處網站 (www.censtatd.gov.hk/hkstat/quicklink/index_tc.jsp) 免費下載統計刊物。

政府統計處刊物出版組

政府統計處有少數特刊備有印刷版，市民可親臨政府統計處刊物出版組購買。有關備有印刷版的特刊資料，市民可瀏覽政府新聞處的政府書店網站 (www.bookstore.gov.hk) 或聯絡政府統計處刊物出版組。

政府統計處刊物出版組亦設有閱讀區，陳列政府統計處各類刊物的最新期號，供讀者查閱。

刊物出版組的地址是：
香港灣仔港灣道 12 號
灣仔政府大樓 19 樓
電話：(852) 2582 3025
圖文傳真：(852) 2827 1708

訂購服務

政府統計處有少數特刊備有印刷版，於政府新聞處的政府書店網站 (www.bookstore.gov.hk) 有售。市民亦可在政府統計處網站 (www.censtatd.gov.hk/service_desk/list/mail/index_tc.jsp) 下載郵購表格，並將填妥的郵購表格，連同所需費用的支票或匯票寄回辦理。

Website

Users may download statistical publications free of charge from the Census and Statistics Department (C&SD) website (www.censtatd.gov.hk/hkstat/quicklink/index.jsp).

Publications Unit of C&SD

A few ad hoc publications of C&SD are available in print versions. These print versions are available for purchase at the Publications Unit of C&SD. Regarding the details of the ad hoc publications with print versions, users may browse through the Government Bookstore of the Information Services Department (www.bookstore.gov.hk) or contact the Publications Unit of C&SD.

The Publications Unit of C&SD also provides a reading area where users may browse through the latest issue of various publications of the department on display.

The address of the Publications Unit is :
19/F, Wanchai Tower,
12 Harbour Road, Wan Chai, Hong Kong.
Tel. : (852) 2582 3025
Fax : (852) 2827 1708

Order service

A few ad hoc publications of C&SD are available in print versions and are offered for sale online at the Government Bookstore of the Information Services Department (www.bookstore.gov.hk). A mail order form for ordering print versions of publications is also available for downloading on the website of the department (www.censtatd.gov.hk/service_desk/list/mail/index.jsp). Completed form should be sent back together with a cheque or bank draft covering all necessary cost.

郵購表格 (只適用於印刷版)

Mail Order Form (Applicable to print versions only)

致： 香港北角渣華道 333 號
北角政府合署 6 樓 626 室
政府新聞處
刊物銷售小組

電話： (852) 2537 1910
圖文傳真： (852) 2523 7195

To : Publications Sales Unit
Information Services Department
Room 626, 6/F,
North Point Government Offices,
333 Java Road, North Point, Hong Kong
Tel. : (852) 2537 1910
Fax : (852) 2523 7195

書名 Title	刊期 (年份/季/ 月份或期號) Issue (year/quarter/ month or issue no.)	數量 Quantity	每本售價 (港元) Price per copy (HK\$)	本地郵費 ⁽¹⁾⁽²⁾ (港元) Local ⁽¹⁾⁽²⁾ postage (HK\$)	金額(港元) Amount (HK\$)

本人欲訂購上述刊物。現附上劃線支票（抬頭人「香港特別行政區政府」）編號 _____
港幣 _____ 元正。

I wish to order the above publications and enclose a crossed cheque no. _____ for HK\$ _____
made payable to **“The Government of the Hong Kong Special Administrative Region”**.

姓名 Name	
地址 Address	
電話 Tel. no.	
日期 Date	

註： (1) 外地的訂戶暫時無須附上支票，所需郵費將於收到訂購表格後另行通知。

Notes : For mailings to addresses outside Hong Kong, please do not send in a cheque now. The required postage will be advised upon receipt of order.

(2) 如訂購超過一本相同名稱的刊物，請向政府新聞處查詢所需的本地郵費（電話：(852) 2537 1910，圖文傳真：(852) 2523 7195，電郵：puborder@isd.gov.hk）。

For an order of multiple copies of publication with the same title, please consult the Information Services Department about the required local postage (Tel. : (852) 2537 1910, Fax : (852) 2523 7195, E-mail : puborder@isd.gov.hk).

你在表格所提供的資料，只會用作辦理書刊訂購事宜，不會公開予任何和訂購無關的人士。如你欲查看或更改所填報的資料，請與政府新聞處聯絡。

The information provided will be used for processing your order of publications and will not be disclosed to parties outside the government. You may seek access to or correction of the information by addressing your request to the Information Services Department.