

二零一一年
運輸、倉庫及速遞服務業的業務
表現及營運特色的主要統計數字

Key Statistics on Business Performance
and Operating Characteristics of the
Transportation, Storage and
Courier Services Sector in 2011



香港特別行政區 政府統計處
Census and Statistics Department
Hong Kong Special Administrative Region

二零一一年
運輸、倉庫及速遞服務業的
業務表現及營運特色的主要統計數字

Key Statistics on
Business Performance and Operating Characteristics of
the Transportation, Storage and
Courier Services Sector in 2011

有關本刊物的查詢，請聯絡：

政府統計處 物流及生產者價格統計組

地址：香港九龍紅磡蕪湖街83號莊士紅磡廣場23樓

電話：(852) 2802 1273 圖文傳真：(852) 2123 1048

電郵：transport@censtatd.gov.hk

Enquiries about this publication can be directed to:

Logistics and Producer Prices Statistics Section

Census and Statistics Department

Address: 23/F, Chuang's Hung Hom Plaza, 83 Wuhu Street, Hung Hom, Kowloon, Hong Kong.

Tel.: (852) 2802 1273 Fax: (852) 2123 1048

E-mail: transport@censtatd.gov.hk

政府統計處網站 Website of the Census and Statistics Department
www.censtatd.gov.hk

二零一二年十二月出版

Published in December 2012

本刊物只備有下載版

This publication is available in download version only

目錄

Contents

		頁數 Page
緒言	Introduction	1
概要	Highlights	3
統計圖表	Statistical Tables and Charts	7
1. 二零零九至二零一一年按行業組別劃分的所有機構單位主要統計數字	Principal statistics for all establishments by industry grouping, 2009-2011	9
2. 二零一一年按行業組別及就業人數劃分的所有機構單位主要統計數字	Principal statistics for all establishments by industry grouping and number of persons engaged, 2011	12
3. 二零一一年按行業組別及擁有權類別劃分的所有機構單位主要統計數字	Principal statistics for all establishments by industry grouping and type of ownership, 2011	16
4. 二零一一年按行業組別及業務收益及其他收入劃分的所有機構單位主要統計數字	Principal statistics for all establishments by industry grouping and business receipts and other income, 2011	20
5. 二零一一年按行業組別及增加價值劃分的所有機構單位主要統計數字	Principal statistics for all establishments by industry grouping and value added, 2011	24
6. 二零零九至二零一一年按行業組別劃分的所有機構單位的選定主要統計項目相對業務收益及其他收入的比率	Ratios of selected principal statistics items to business receipts and other income for all establishments by industry grouping, 2009 to 2011	28
7. 二零一一年按行業組別劃分的所有機構單位詳細統計數字	Detailed statistics for all establishments by industry grouping, 2011	29
8. 二零一一年按行業組別劃分的選定主要統計數字的相對標準誤差及置信區間	Relative standard errors and confidence intervals of selected principal statistics by industry grouping, 2011	35
9. 二零一一年按行業組別劃分的增加價值和業務收益及其他收入百分比 (圖)	Percentage shares of industry groupings in terms of value added and business receipts and other income, 2011 (chart)	37
10. 二零一零及二零一一年按行業組別劃分的增加價值及盈餘總額 (圖)	Value added and gross surplus by industry grouping, 2010-2011 (chart)	38
11. 二零一一年在選定細緻行業組別內的所有機構單位主要統計數字	Principal statistics for all establishments in selected detailed industry groupings, 2011	39

	頁數 Page
附件	Annex
一. 物流業的統計數字	1. Statistics on Logistics Sector 42
二. 二零一一年按行業組別劃分的所有機構單位主要統計數字（折舊及攤銷計算在內）	2. Principal Statistics for All Establishments by Industry Grouping (incorporating depreciation and amortisation), 2011 48
附錄	Appendices
甲. 統計調查方法	A. Survey Methodology 50
乙. 行業分類	B. Industrial Classification 58
丙. 用語及定義	C. Terms and Definitions 62
丁. 刊載其他常用的運輸、倉庫及速遞服務業統計數字的其他政府刊物一覽表	D. List of Other Government Publications Containing Other Commonly Used Statistics Relating to the Transportation, Storage and Courier Services Sector 67
獲取政府統計處刊物及其他統計產品的方法	Means of Obtaining Publications and Other Statistical Products of the Census and Statistics Department 71

緒言

Introduction

本報告載列二零一一年有關運輸、倉庫及速遞服務業的業務表現及營運特色的統計資料。本報告內的統計資料是根據「二零一一年經濟活動按年統計調查」的結果而編製。有關該統計調查方法的細節刊載於附錄甲。有關本報告所涵蓋的行業分類詳情，請參考附錄乙。本報告所涉及用語及定義載於附錄丙。

This report presents the statistical information on business performance and operating characteristics of the transportation, storage and courier services sector in 2011. The statistical information presented in this report was compiled from the results of 2011 Annual Survey of Economic Activities (ASEA). Details of the survey methodology are given at Appendix A. For details of the classification of industries covered in this report, please refer to Appendix B. The terms and definitions used in this report are given in Appendix C.

本報告只包括有關運輸、倉庫及速遞服務業較常用的統計表。如欲查詢其他有關的統計資料，請聯絡：

This report includes only the more frequently used statistical tables in relation to the transportation, storage and courier services sector. For enquiries on other related statistics, please contact:

政府統計處
莊士紅磡廣場分處
物流及生產者價格統計組
香港九龍紅磡蕪湖街83號
莊士紅磡廣場23樓
電話：(852) 2802 1273
圖文傳真：(852) 2123 1048
電郵：transport@censtatd.gov.hk

Logistics and Producer Prices Statistics Section
Census and Statistics Department
Chuang's Hung Hom Plaza Sub-office
23/F, Chuang's Hung Hom Plaza,
83 Wuhu Street, Hung Hom, Kowloon,
Hong Kong.
Tel.: (852) 2802 1273
Fax: (852) 2123 1048
E-mail: transport@censtatd.gov.hk

附錄丁列出載有關與運輸、倉庫及速遞服務業的其他統計數字的其他政府刊物名稱，以便有興趣獲取更多有關這些行業的統計資料的讀者參考。但其他有關刊物所刊載的統計數字未必可與本報告內的統計數字作嚴格比較，因為它們在統計範圍、定義、分類及統計調查方法方面可能有差異。讀者應仔細參

For readers who are interested in more statistical information about the transportation, storage and courier services sector, a list of other relevant statistics relating to these industries which are available in other government publications is given in Appendix D for reference. However, statistics contained in such publications may not

考各刊物所附的註釋及備註。

鑑於物流服務在運輸、倉庫及速遞服務業內佔重要一環，有關物流業在二零一一年的業務表現及營運特色的主要統計數字另載於附件一，以供參考。

折舊數字由二零一零年統計期開始搜集，以優化營運成本統計數字的涵蓋面。而且，由二零一一年統計期開始，攤銷數字連同折舊數字亦開始搜集。包含這些數字在內的主要統計數字，另載於附件二，以供參考。除另有註明外，本報告書內的所有統計數字，於編製時並**不包括**折舊及攤銷。

be strictly comparable with those published in this report, as there may be differences in coverage, definitions, classifications and survey methodology. Careful reference should be made to the explanatory notes and remarks in the respective publications.

As logistics services constitute an important segment within the transportation, storage and courier services sector, key statistics on the business performance and operating characteristics of the logistics sector in 2011 are separately presented in Annex 1 for reference.

Starting from the reference year of 2010, depreciation data were collected with a view to enhancing the coverage of the statistics on operating cost. Furthermore, starting from the reference year of 2011, amortisation data was also collected together with depreciation data. Key statistics incorporating such data in the calculation are separately presented in Annex 2 for reference. Unless otherwise specified, all the statistics in this report are compiled **excluding** depreciation and amortisation.

運輸、倉庫及速遞服務業

Transportation, Storage and Courier Services Sector

業務收益及其他收入

Business receipts and other income

二零一一年運輸、倉庫及速遞服務業的總收益（包括業務收益及其他收入）為 4,842 億元，較二零一零年下跌 0.5%；二零一一年平均每間機構單位的總收益較二零一零年上升 5.2% 至 1,820 萬元。

The transportation, storage and courier services sector's total receipts (comprising business receipts and other income) amounted to \$484.2 billion in 2011, representing a decrease of 0.5% compared with 2010; on a per establishment basis, total receipts increased by 5.2% over 2010 to \$18.2 million in 2011.

營運開支

Operating expenses

二零一一年運輸、倉庫及速遞服務業的營運開支為 3,746 億元，較二零一零年上升 5.1%；二零一一年平均每間機構單位的營運開支較二零一零年上升 11.1% 至 1,410 萬元。

Operating expenses of the sector amounted to \$374.6 billion in 2011, representing an increase of 5.1% compared with 2010; on a per establishment basis, operating expenses increased by 11.1% compared with 2010 to \$14.1 million in 2011.

僱員薪酬

Compensation of employees

二零一一年運輸、倉庫及速遞服務業的僱員薪酬為 575 億元，較二零一零年上升 5.0%；二零一一年每名僱員的平均薪酬亦較二零一零年上升 5.6% 至 29.0 萬元。

Compensation of employees of the sector amounted to \$57.5 billion in 2011, representing an increase of 5.0% compared with 2010; the average compensation of employees per employee also increased by 5.6% over 2010 to \$290,000 in 2011.

盈餘總額

Gross surplus

二零一一年運輸、倉庫及速遞服務業的盈餘總額，即總收益扣除營運開支及僱員薪酬，

Gross surplus of the sector, which is equal to total receipts less operating expenses and

概要（續）

達 520 億元，較二零一零年下跌 30.9%；平均每間機構單位的盈餘總額由二零一零年的 268 萬元減少至二零一一年的 196 萬元。運輸、倉庫及速遞服務業的盈餘總額佔二零一一年總收益的 10.7%，較二零一零年下跌 4.7 個百分點。

增加價值

二零一一年運輸、倉庫及速遞服務業的增加價值達 1,122 億元，較二零一零年下跌 14.6%。二零一一年平均每間機構單位的增加價值較二零一零年下跌 9.7% 至 420 萬元。每名從業員平均帶來的增加價值亦由二零一零年的 59.4 萬元，下跌 14.5% 至二零一一年的 50.8 萬元。

機構單位數目

在二零一一年，從事運輸、倉庫及速遞服務業的機構單位約有 26 600 間。

就業人數

在二零一一年，從事運輸、倉庫及速遞服務業的就業人數約 220 900 人，平均每間機構單位的就業人數為 8.3 人。

Highlights (cont'd)

compensation of employees, decreased by 30.9% compared with 2010 to \$52.0 billion in 2011; on a per establishment basis, gross surplus decreased from \$2.68 million in 2010 to \$1.96 million in 2011. Gross surplus accounted for 10.7% of total receipts in 2011, down by 4.7 percentage points compared with 2010.

Value added

Value added of the transportation, storage and courier services sector decreased by 14.6% compared with 2010 to \$112.2 billion in 2011; on a per establishment basis, the value added was \$4.2 million in 2011, which decreased by 9.7% compared with 2010. The average value added brought about by each person engaged also decreased by 14.5% from \$594,000 in 2010 to \$508,000 in 2011.

Number of establishments

In 2011, the transportation, storage and courier services sector comprised some 26 600 establishments.

Number of persons engaged

In 2011, the transportation, storage and courier services sector engaged about 220 900 persons, or an average of 8.3 persons per establishment.

最大的四個主要行業組別

在運輸、倉庫及速遞服務業內，二零一一年以增加價值計算最大的四個主要行業組別分別為：(1)航空運輸及航空運輸輔助服務活動，(2)陸路客運，(3)其他運輸輔助活動，和(4)水上運輸輔助服務活動。它們合計共佔運輸、倉庫及速遞服務業增加價值的77.6%。

航空運輸及航空運輸輔助服務活動業

在航空運輸及航空運輸輔助服務活動業方面，二零一一年的總收益達1,340億元及營運開支和僱員薪酬為1,151億元。盈餘總額由二零一零年的279億下跌至二零一一年的189億元，而盈餘總額佔二零一一年總收益的14.1%。增加價值較二零一零年下跌13.2%至395億元。

陸路客運業

在陸路客運業方面，二零一一年的總收益達415億元及營運開支和僱員薪酬為296億元。盈餘總額由二零一零年的116億元上升至二零一一年的119億元，而盈餘總額佔二零一一年總收益的28.7%。增加價值較二零一零年上升1.3%至232億元。

Four Largest Industry Groupings

Within the transportation, storage and courier services sector, the four largest industry groupings in terms of value added in 2011 were (1) air transport and service activities incidental to air transportation, (2) land passenger transport, (3) other transportation support activities, and (4) service activities incidental to water transportation. They together accounted for 77.6% of the value added of the sector.

Air transport and service activities incidental to air transportation industry

In the air transport and service activities incidental to air transportation industry, total receipts amounted to \$134.0 billion while operating expenses and compensation of employees totalled \$115.1 billion in 2011. Gross surplus decreased from \$27.9 billion in 2010 to \$18.9 billion in 2011, accounting for 14.1% of total receipts in 2011. Value added decreased by 13.2% compared with 2010 to \$39.5 billion.

Land passenger transport industry

In the land passenger transport industry, total receipts amounted to \$41.5 billion while operating expenses and compensation of employees totalled \$29.6 billion in 2011. Gross surplus increased from \$11.6 billion in 2010 to \$11.9 billion in 2011, accounting for 28.7% of total receipts in 2011. Value added increased by 1.3% over 2010 to \$23.2 billion.

其他運輸輔助活動業

其他運輸輔助活動業，主要包括貨運代理及船隻經紀，在二零一一年的總收益達 1,336 億元及營運開支和僱員薪酬為 1,274 億元。盈餘總額由二零一零年的 80 億元下跌至二零一一年的 63 億元，而盈餘總額佔二零一一年總收益的 4.7%。增加價值較二零一零年下跌 5.4% 至 158 億元。

水上運輸輔助服務活動

水上運輸輔助服務活動業，包括貨櫃碼頭營運者、中流作業營運者、貨櫃集散站和裝櫃及拆櫃營辦商，在二零一一年的總收益達 152 億元及營運開支和僱員薪酬為 95 億元。盈餘總額由二零一零年的 61 億元下跌至二零一一年的 57 億元，而盈餘總額佔二零一一年總收益的 37.2%。增加價值較二零一零年下跌 5.8% 至 86 億元。

Other transportation support activities industry

In the other transportation support activities industry which comprised mainly cargo forwarders and shipbrokers, total receipts amounted to \$133.6 billion while operating expenses and compensation of employees totalled \$127.4 billion in 2011. Gross surplus decreased from \$8.0 billion in 2010 to \$6.3 billion in 2011, accounting for 4.7% of total receipts in 2011. Value added decreased by 5.4% compared with 2010 to \$15.8 billion.

Service activities incidental to water transportation

In the service activities incidental to water transportation industry which included container terminal operators, mid-stream operators as well as operators engaged in container freight stations and vanning and devanning, total receipts amounted to \$15.2 billion while operating expenses and compensation of employees totalled \$9.5 billion in 2011. Gross surplus decreased from \$6.1 billion in 2010 to \$5.7 billion in 2011, accounting for 37.2% of total receipts in 2011. Value added decreased by 5.8% compared with 2010 to \$8.6 billion.

統計表註釋

本報告所載列的統計數字（表 8 的數字除外）均反映在統計期間曾營運的所有機構單位的經濟貢獻，包括在整段或部分統計期間（見第 55 頁）曾經營業務，但在統計調查點算期間未予回覆或無法追尋的機構單位。由於沒有這些機構單位的資料，它們的經濟貢獻是適當地參照在這項統計調查中其所屬的同一行業小分類／就業人數分層內填報機構單位的成本及收益模式而加以設算。至於只在統計期內部分時間經營的這類機構單位的經濟貢獻，則會根據在整段十二個月統計期內經營的同類機構單位的經濟貢獻設算出較小的金額。

本報告載列的機構單位數目及就業人數統計數字，是指在統計期間曾營運的所有機構單位的估計數字（如上一段所述）。基於這項定義，本報告的統計數字與以某一時點作根據的統計數字會有差距。舉例來說，以二零一一年十二月三十一日計算的機構單位數目，與曾在二零一一年內經營的機構單位數目並不相等，因為後者包括曾在二零一一年內經營，但於二零一一年十二月三十一日前停業的機構單位。因此，數據使用者在參考這兩種根據不同基礎而編製的統計數字時，應小心留意這點。

Notes to statistical tables

Statistics in this report (except those in Table 8) reflect the economic contributions of all establishments that had ever operated in the survey reference period, including those which had operated during the whole or part of the survey reference period (see page 55) but failed to respond or were untraceable during the survey enumeration period. Since information on these establishments was not available, their economic contributions were imputed with due reference to the cost and receipts patterns displayed by reporting establishments in the same industry sub-class / employment size stratum to which they belonged in this survey. An establishment of this nature which operated for only part of the survey reference period was imputed with a smaller economic contribution than a similar one which operated throughout the entire 12-month period.

Statistics on number of establishments and persons engaged contained in this report denote respective estimates for establishments that had ever operated in the survey reference period (as mentioned in the paragraph above). By their very nature, these statistics are different from those which refer to a certain point in time. For example, the number of establishments as at 31 December 2011 differs from that which ever operated in 2011, as the latter includes also those establishments which once operated within 2011 but had ceased operation before 31 December 2011. Users are therefore advised to

代號

本報告內各代號的含意如下：

- 不適用
- § 金額數值在正負500元以內／變動百分率在正負0.05%以內／比率在正負0.5%以內
- *** 由於要為個別機構單位的資料保密，故此在有需要的情況下，有關個別項目的數字不在統計表內顯示。而為免從總數減去餘數後能得出該未顯示數字的數值，另一數字亦同時不會顯示。未有顯示的數字會以‘***’表示，但其數值則已包括在較闊分類層面的總數內。

數字的捨入

由於四捨五入關係，統計表內個別項目的數字加起來可能與相應總數略有出入。

變動百分率是以未經進位的數字計算。

be careful with this when they refer to statistics presented on these two different bases.

Symbols

The following symbols are used throughout this report:

- Not applicable
- § Dollar values within \pm \$500 / percentage changes within \pm 0.05% / ratio within \pm 0.5%
- *** In order to preserve the confidentiality of information relating to individual establishments, figures of relevant individual items are suppressed where necessary. An additional cell is also suppressed to prevent the deduction of a suppressed cell from the total. Where data suppression has been effected, ‘***’ is shown. The suppressed statistics are, nevertheless, included in the respective totals at some broader levels of classification.

Rounding of figures

There may be a slight discrepancy between the sum of individual items and the corresponding total as shown in the tables due to rounding.

Percentage changes are derived from unrounded figures.

1. 二零零九至二零一一年按行業組別劃分的所有機構單位主要統計數字 Principal statistics for all establishments by industry grouping, 2009-2011

百萬元(另有註明除外)
HK\$ million (unless otherwise specified)

行業組別 Industry grouping	機構單位 Number of establishments		就業人數 Number of persons engaged		僱員人數 Number of employees		僱員薪酬 Compensation of employees		營運開支 Operating expenses		業務收益及其他收入 Business receipts and other income		固定資產的 買賣淨值 Gross additions to fixed assets		增加價值 Value added		盈餘總額 Gross surplus	
	2009	2010	2009	2010	2009	2010	2009	2010	2009	2010	2009	2010	2009	2010	2009	2010	2009	2010
陸路客運 Land passenger transport	14 141	12 828	58 446	58 340	45 583	46 321	9 915.8	10,019.7	15,828.2	16,732.3	36,726.1	38,354.7	3,975.5	3,470.1	22,469.9	22,875.8	10,982.1	11,602.7
		(-9.3)	(-0.2)		(+1.6)	(+1.0)	(+5.7)	(-12.7)	(+4.4)	(-1.8)	(+4.4)	(-12.7)	(-1.8)	(+5.7)			(+5.7)	
	12 067		59 020		46 236		10,657.0		18,957.3		41,508.4		3,232.8		23,168.8		11,894.2	
	(-5.9)		(+1.2)		(-0.2)		(+6.4)		(+13.3)		(+8.2)		(-6.8)		(+1.3)		(+2.5)	
陸路貨運 Land freight transport	9 119	8 916	34 355	36 722	26 820	28 742	4,153.2	5,029.1	13,264.7	13,891.8	19,395.0	21,515.0	490.0	729.2	6,580.6	7,995.0	1,977.1	2,594.1
		(-2.2)	(+6.9)		(+7.2)	(+21.1)	(+4.7)	(-8.8)				(+10.9)	(+48.8)		(-21.5)		(+31.2)	
	8 399		35 674		27 713		4,814.0		12,663.8		19,660.9		724.9		7,301.7		2,183.0	
	(-5.8)		(-2.9)		(-3.6)		(-4.3)		(-8.8)		(-8.6)		(-0.6)		(-8.7)		(-15.8)	
陸路運輸輔助服務 活動及其他陸路 運輸服務 Service activities incidental to land transportation and other land transport services	367	260	7 079	7 750	6 892	7 658	1,024.5	1,121.5	1,586.0	1,748.6	5,029.0	5,691.0	94.2	73.1	3,520.2	4,004.3	2,418.6	2,820.9
		(-29.2)	(+9.5)		(+11.1)	(+9.5)	(+10.3)				(+13.2)		(-22.4)		(+13.8)		(+16.6)	
	265		7 221		7 044		1,144.6		1,930.3		6,194.3		37.6		4,312.8		3,119.5	
	(+1.9)		(-6.8)		(-8.0)		(+2.1)		(+10.4)		(+8.8)		(-48.6)		(+7.7)		(+10.6)	
跨境水上運輸 Cross-border water transport	425	456	13 374	14 137	13 374	14 137	4,964.9	5,074.1	77,181.1	87,293.3	80,489.6	106,690.5	1,167.8	5,160.0	3,032.0	19,244.6	-1,656.5	14,323.1
		(+7.3)	(+5.7)		(+5.7)	(+2.2)	(+13.1)				(+32.6)		(+341.9)		(+534.7)		(-)	
	473		14 282		14 282		5,267.8		97,571.6		105,077.7		3,093.4		7,514.4		2,238.3	
	(+3.7)		(+1.0)		(+1.0)		(+3.8)		(+11.8)		(-1.5)		(-40.0)		(-61.0)		(-84.4)	

1. (續) 二零零九至二零一一年按行業組別劃分的所有機構單位主要統計數字
(Cont'd) Principal statistics for all establishments by industry grouping, 2009-2011

百萬元(另有註明除外)
HK\$ million (unless otherwise specified)

行業組別 Industry grouping	機構單位 Number of establishments		就業人數 Number of persons engaged	僱員人數 Number of employees	僱員薪酬 Compensation of employees	營運開支 Operating expenses	業務收益及 其他收入 Business receipts and other income		固定資產的 買賣淨值 Gross additions to fixed assets	增加價值 Value added	盈餘總額 Gross surplus
	2009	2010					2009	2010			
港內水上運輸 Inland water transport	263	257	2 624	2 405	467.9	772.3	1,449.5	13.3	679.0	209.3	
			2 613	2 356	478.0	1,364.9	2,122.7	88.5	771.1	279.8	
	(-2.3)	(-0.4)	(-0.4)	(-2.0)	(+2.2)	(+76.7)	(+46.4)	(+563.6)	(+13.6)	(+33.7)	
	238	238	2 364	2 217	523.9	1,252.4	2,058.9	-6.8	812.4	282.6	
	(-7.4)	(-9.5)	(-9.5)	(-5.9)	(+9.6)	(-8.2)	(-3.0)	(-)	(+5.4)	(+1.0)	
水上運輸輔助服務 活動 Service activities incidental to water transportation	386	376	8 708	8 509	2,528.0	6,272.1	14,197.8	514.8	8,398.0	5,397.7	
			8 763	8 602	2,625.3	6,527.4	15,266.3	189.6	9,136.5	6,113.6	
	(-2.6)	(+0.6)	(+0.6)	(+1.1)	(+3.8)	(+4.1)	(+7.5)	(-63.2)	(+8.8)	(+13.3)	
	308	308	7 948	7 813	2,506.1	7,037.5	15,204.7	616.1	8,605.6	5,661.0	
	(-18.1)	(-9.3)	(-9.3)	(-9.2)	(-4.5)	(+7.8)	(-0.4)	(+225.0)	(-5.8)	(-7.4)	
航空運輸及航空 運輸輔助服務 活動 Air transport and service activities incidental to air transportation	105	104	35 191	35 191	14,806.3	63,780.1	91,302.7	7,683.4	29,785.8	12,716.4	
			32 681	32 681	16,527.1	74,289.5	118,704.9	8,440.1	45,508.8	27,888.3	
	(-1.0)	(-7.1)	(-7.1)	(-7.1)	(+11.6)	(+16.5)	(+30.0)	(+9.8)	(+52.8)	(+119.3)	
	111	111	35 543	35 543	18,111.2	96,989.1	133,967.3	14,810.1	39,495.1	18,867.1	
	(+6.7)	(+8.8)	(+8.8)	(+8.8)	(+9.6)	(+30.6)	(+12.9)	(+75.5)	(-13.2)	(-32.3)	
其他運輸輔助活動 Other transportation support activities	4 002	4 081	40 017	39 348	9,991.2	104,644.9	119,994.1	494.8	14,710.9	5,358.0	
			41 266	40 499	10,448.5	135,847.2	154,345.3	375.8	16,725.1	8,049.7	
	(+2.0)	(+3.1)	(+3.1)	(+2.9)	(+4.6)	(+29.8)	(+28.6)	(-24.0)	(+13.7)	(+50.2)	
	3 920	3 920	39 258	38 296	10,663.6	116,687.9	133,649.0	352.7	15,815.6	6,297.6	
	(-3.9)	(-4.9)	(-4.9)	(-5.4)	(+2.1)	(-14.1)	(-13.4)	(-6.2)	(-5.4)	(-21.8)	

1. (續) 二零零九至二零一一年按行業組別劃分的所有機構單位主要統計數字
(Cont'd) Principal statistics for all establishments by industry grouping, 2009-2011

百萬元(另有註明除外)
HK\$ million (unless otherwise specified)

行業組別 Industry grouping	機構單位 數目 Number of establishments		就業人數 Number of persons engaged		僱員人數 Number of employees		僱員薪酬 Compensation of employees		營運開支 Operating expenses		業務收益及 其他收入 Business receipts and other income		固定資產的 買賣淨值 Gross additions to fixed assets		增加價值 Value added		盈餘總額 Gross surplus		
	2009	2010	2009	2010	2009	2010	2009	2010	2009	2010	2009	2010	2009	2010	2009	2010	2009	2010	
貨倉及倉庫服務 Warehousing and storage	345	338	6 318	6 248	6 265	6 215	990.5	1,119.5	2,076.2	2,423.5	3,787.4	4,143.2	54.0	96.6	1,530.0	1,718.7	720.8	600.2	
		(-2.0)	(-1.1)	(-1.1)	(-0.8)	(-0.8)	(+13.0)	(+16.7)	(+16.7)	(+16.7)	(+9.4)	(+9.4)	(+78.9)	(+78.9)	(+12.3)	(+12.3)	(-16.7)	(-16.7)	
	355	355	6 525	6 525	6 484	6 484	1,212.8	2,706.7	2,706.7	2,706.7	4,834.9	4,834.9	125.4	125.4	2,059.5	2,059.5	915.4	915.4	
	(+5.0)	(+5.0)	(+4.4)	(+4.4)	(+4.3)	(+4.3)	(+8.3)	(+11.7)	(+11.7)	(+16.7)	(+16.7)	(+29.8)	(+29.8)	(+19.8)	(+19.8)	(+52.5)	(+52.5)	(+52.5)	(+52.5)
速遞活動 Courier activities	516	517	12 299	12 554	11 958	12 259	2,165.6	2,319.8	11,623.2	16,357.9	14,497.7	19,681.3	38.7	78.2	2,805.3	3,373.3	708.9	1,003.6	
		(+0.2)	(+2.1)	(+2.1)	(+2.5)	(+2.5)	(+7.1)	(+40.7)	(+40.7)	(+35.8)	(+35.8)	(+101.9)	(+101.9)	(+20.2)	(+20.2)	(+41.6)	(+41.6)	(+41.6)	(+41.6)
	474	474	13 028	13 028	12 773	12 773	2,614.8	18,843.3	18,843.3	22,024.1	22,024.1	202.1	202.1	3,099.2	3,099.2	566.0	566.0	566.0	566.0
	(-8.3)	(-8.3)	(+3.8)	(+3.8)	(+4.2)	(+4.2)	(+12.7)	(+15.2)	(+15.2)	(+11.9)	(+11.9)	(+158.3)	(+158.3)	(-8.1)	(-8.1)	(-43.6)	(-43.6)	(-43.6)	(-43.6)
所有運輸、倉庫及 速遞服務組別 All transportation, storage and courier services groupings	29 670	28 132	218 410	221 073	196 346	199 471	51,007.9	54,762.6	297,028.7	356,476.5	386,868.9	486,515.0	14,526.5	18,701.1	93,511.7	131,353.1	38,832.3	75,275.9	
		(-5.2)	(+1.2)	(+1.2)	(+1.6)	(+1.6)	(+7.4)	(+20.0)	(+20.0)	(+25.8)	(+25.8)	(+28.7)	(+28.7)	(+40.5)	(+40.5)	(+93.8)	(+93.8)	(+93.8)	(+93.8)
	26 611	26 611	220 863	220 863	198 400	198 400	57,515.7	374,639.7	374,639.7	484,180.2	484,180.2	23,188.2	23,188.2	112,185.0	112,185.0	52,024.7	52,024.7	52,024.7	52,024.7
	(-5.4)	(-5.4)	(-0.1)	(-0.1)	(-0.5)	(-0.5)	(+5.0)	(+5.1)	(+5.1)	(-0.5)	(-0.5)	(+24.0)	(+24.0)	(-14.6)	(-14.6)	(-30.9)	(-30.9)	(-30.9)	(-30.9)

註釋：在二零一零及二零一一年括號內的數字表示該年與上年比較的變動百分率。若分母或分子為負數，則有關的變動百分率不會在表內顯示，因所得的變動百分率很難有意義地闡釋。

Note: Figures in brackets shown in the rows of 2010 and 2011 denote the percentage changes of the respective year compared with the preceding year. Percentage changes are not presented whenever the denominator or the numerator is negative, as it is very difficult to interpret meaningfully the percentage change obtained.

2. 二零一一年按行業組別及就業人數劃分的所有機構單位主要統計數字

Principal statistics for all establishments by industry grouping and number of persons engaged, 2011

千港元(另有註明除外)
HK\$ thousand (unless otherwise specified)

行業組別/ 就業人數	機構單位 數目	就業人數 Number of persons engaged	僱員人數 Number of employees	僱員薪酬 Compensation of employees	營運開支 Operating expenses	業務收益及 其他收入 Business receipts and other income	固定資產的 買賣淨值 Gross additions to fixed assets	增加價值 Value added	盈餘總額 Gross surplus
陸路客運 Land passenger transport									
<10	11 777	14 327	1 559	269,653	4,046,322	6,537,210	462,639	3,112,778	2,221,234
10 - 49	186	3 972	3 957	511,705	929,092	1,696,309	142,773	802,211	255,513
50 - 99	69	4 838	4 838	606,554	1,499,481	2,160,864	60,747	684,758	54,828
100 - 499	28	5 273	5 273	817,244	2,074,177	3,221,850	200,352	1,134,359	330,429
500	7	30 610	30 610	8,451,814	10,408,197	27,892,213	2,366,320	17,434,739	9,032,202
小計 Sub-total	12 067	59 020	46 236	10,656,971	18,957,268	41,508,446	3,232,830	23,168,845	11,894,207
陸路貨運 Land freight transport									
<10	7 674	17 242	9 452	1,374,909	6,107,577	9,012,774	320,985	3,198,395	1,530,288
10 - 49	668	11 612	11 441	2,100,420	3,857,994	6,326,038	264,164	2,500,165	367,624
50 - 99	34	2 287	2 287	***	***	***	***	***	***
100 - 499	22	3 929	3 929	780,256	1,656,778	2,627,816	40,285	942,042	190,782
500	1	604	604	***	***	***	***	***	***
小計 Sub-total	8 399	35 674	27 713	4,814,005	12,663,842	19,660,893	724,864	7,301,669	2,183,046
陸路運輸輔助服務活動及其他陸路運輸服務 Service activities incidental to land transportation and other land transport services									
<10	226	538	360	57,643	210,193	433,248	-31,986	239,510	165,412
10 - 49	16	371	371	43,882	148,046	210,103	9,747	64,775	18,175
50 - 99	6	432	432	***	***	***	***	***	***
100 - 499	13	2 558	2 558	470,894	605,405	3,811,502	16,248	3,252,535	2,735,203
500	4	3 323	3 323	***	***	***	***	***	***
小計 Sub-total	265	7 221	7 044	1,144,558	1,930,291	6,194,312	37,617	4,312,799	3,119,463

2. (續) 二零一一年按行業組別及就業人數劃分的所有機構單位主要統計數字 (Cont'd) Principal statistics for all establishments by industry grouping and number of persons engaged, 2011

千港元(另有註明除外)
HK\$ thousand (unless otherwise specified)

行業組別/ 就業人數 Industry grouping / number of persons engaged	機構單位 數目 Number of establishments	就業人數 Number of persons engaged	僱員人數 Number of employees	僱員薪酬 Compensation of employees	營運開支 Operating expenses	業務收益及 其他收入 Business receipts and other income	固定資產的 買賣淨值 Gross additions to fixed assets	增加價值 Value added	盈餘總額 Gross surplus
跨境水上運輸									
Cross-border water transport									
<10	199	745	745	234,292	25,841,139	28,734,132	1,497,479	2,977,023	2,658,701
10 - 49	223	4 765	4 765	1,452,903	7,138,311	11,222,378	1,087,526	4,172,101	2,631,163
50 - 99	20	1 454	1 454	***	***	***	***	***	***
100 - 499	28	5 314	5 314	2,149,450	6,866,480	9,855,647	82,851	2,864,860	839,718
500	2	2 003	2 003	***	***	***	***	***	***
小計	473	14 282	14 282	5,267,708	97,571,583	105,077,650	3,093,409	7,514,353	2,238,299
港內水上運輸									
Inland water transport									
<10	199	508	362	78,212	216,515	419,295	14,090	205,291	124,567
10 - 49	33	621	620	125,186	335,694	502,784	11,416	166,494	41,903
50 - 99	1	54	54	***	***	***	***	***	***
100 - 499	6	1 181	1 181	***	***	***	***	***	***
小計	238	2 364	2 217	523,945	1,252,367	2,058,892	-6,797	812,404	282,580
水上運輸輔助服務活動									
Service activities incidental to water transportation									
<10	236	707	579	162,535	1,213,630	1,508,147	49,347	311,151	131,983
10 - 49	48	997	989	182,077	653,620	988,169	4,447	338,921	152,473
50 - 99	8	619	619	***	***	***	***	***	***
100 - 499	13	2 483	2 483	901,391	1,829,210	3,862,857	144,803	2,040,485	1,132,255
500	3	3 142	3 142	***	***	***	***	***	***
小計	308	7 948	7 813	2,506,091	7,037,542	15,204,667	616,128	8,605,571	5,661,033

2. (續) 二零一一年按行業組別及就業人數劃分的所有機構單位主要統計數字 (Cont'd) Principal statistics for all establishments by industry grouping and number of persons engaged, 2011

千港元(另有註明除外)
HK\$ thousand (unless otherwise specified)

行業組別/ 就業人數 Industry grouping / number of persons engaged	機構單位 數目 Number of establishments	就業人數 Number of persons engaged	僱員人數 Number of employees	僱員薪酬 Compensation of employees	營運開支 Operating expenses	業務收益及 其他收入 Business receipts and other income	固定資產的 買賣淨值 Gross additions to fixed assets	增加價值 Value added	盈餘總額 Gross surplus
航空運輸及航空運輸輔助服務活動									
Air transport and service activities incidental to air transportation									
<10	28	107	107	27,504	1,432,095	3,732,144	6,200,132	3,493,491	2,272,546
10 - 49	44	1 062	1 062	565,914	2,049,267	2,690,829	12,729	1,015,502	75,648
50 - 99	17	1 233	1 233	504,844	425,041	1,531,529	88,377	1,102,095	601,644
100 - 499	12	2 720	2 720	2,014,663	3,551,656	6,560,304	24,424	3,044,389	993,985
500	10	30 421	30 421	14,998,274	89,530,991	119,452,508	8,484,408	30,839,600	14,923,243
小計 Sub-total	111	35 543	35 543	18,111,198	96,989,051	133,967,314	14,810,069	39,495,077	18,867,065
其他運輸輔助活動									
Other transportation support activities									
<10	3 249	10 283	9 341	1,920,570	21,573,954	24,234,688	37,726	2,686,168	740,164
10 - 49	567	11 458	11 438	3,312,588	34,257,882	39,197,778	86,633	4,944,649	1,627,308
50 - 99	54	3 968	3 968	1,146,290	13,205,824	15,054,044	30,437	1,703,722	701,931
100 - 499	44	8 428	8 428	2,757,525	29,598,271	34,489,706	133,057	4,249,505	2,133,910
500	6	5 122	5 122	1,526,593	18,051,923	20,672,829	64,809	2,231,517	1,094,313
小計 Sub-total	3 920	39 258	38 296	10,663,567	116,687,854	133,649,045	352,661	15,815,561	6,297,625
貨倉及倉庫服務									
Warehousing and storage									
<10	277	587	547	106,514	380,256	507,762	9,741	130,414	20,992
10 - 49	51	1 189	1 189	204,501	522,068	859,791	29,756	341,956	133,223
50 - 99	12	894	894	***	***	***	***	***	***
100 - 499	12	1 941	1 940	403,654	935,531	1,722,907	29,563	791,616	383,721
500	3	1 914	1 914	***	***	***	***	***	***
小計 Sub-total	355	6 525	6 484	1,212,814	2,706,661	4,834,873	125,396	2,059,526	915,399

2. (續) 二零一一年按行業組別及就業人數劃分的所有機構單位主要統計數字 (Cont'd) Principal statistics for all establishments by industry grouping and number of persons engaged, 2011

千港元(另有註明除外)
HK\$ thousand (unless otherwise specified)

行業組別/ 就業人數 Industry grouping / number of persons engaged	機構單位 數目 Number of establishments	就業人數 Number of persons engaged	僱員人數 Number of employees	僱員薪酬 Compensation of employees	營運開支 Operating expenses	業務收益及 其他收入 Business receipts and other income	固定資產的 買賣淨值 Gross additions to fixed assets	增加價值 Value added	盈餘總額 Gross surplus
速遞活動 Courier activities									
<10	297	910	742	93,488	347,007	452,341	3,186	107,409	11,847
10 - 49	140	2 505	2 421	280,205	549,055	882,714	12,130	333,678	53,454
50 - 99	18	1 120	1 120	151,716	444,138	652,997	1,549	206,733	57,142
100 - 499	15	3 771	3 769	***	***	***	***	***	***
500	4	4 721	4 721	***	***	***	***	***	***
小計 Sub-total	474	13 028	12 773	2,614,828	18,843,283	22,024,076	202,072	3,099,166	565,965
所有運輸、倉庫及速遞服務組別 All transportation, storage and courier services groupings									
<10	24 161	45 954	23 793	4,325,320	61,368,688	75,571,742	8,563,339	16,461,630	9,877,734
10 - 49	1 977	38 552	38 253	8,779,380	50,441,030	64,576,893	1,661,320	14,680,450	5,356,483
50 - 99	240	16 899	16 899	3,809,819	30,674,102	34,741,273	641,134	3,914,467	257,352
100 - 499	193	37 598	37 595	11,188,367	49,159,062	69,118,397	732,833	19,250,909	8,770,967
500	40	81 860	81 860	29,412,859	182,996,860	240,171,865	11,589,622	57,877,516	27,762,146
總計 Total	26 611	220 863	198 400	57,515,746	374,639,742	484,180,169	23,188,249	112,184,972	52,024,682

3. 二零一一年按行業組別及擁有權類別劃分的所有機構單位主要統計數字 Principal statistics for all establishments by industry grouping and type of ownership, 2011

行業組別/ 擁有權類別 Industry grouping / type of ownership	機構單位 數目 Number of establishments	就業人數 Number of persons engaged	僱員人數 Number of employees	僱員薪酬 Compensation of employees	營運開支 Operating expenses	業務收益及 其他收入 Business receipts and other income	固定資產的 買賣淨值 Gross additions to fixed assets	千港元(另有註明除外) HK\$ thousand (unless otherwise specified)	
								增加價值 Value added	盈餘總額 Gross surplus
陸路客運									
Land passenger transport									
有限公司 Limited company	1 058	45 516	45 516	10,599,804	16,869,778	37,822,667	3,003,306	21,125,604	10,353,086
獨資經營及 合夥經營 Sole proprietorship and partnership	11 009	13 504	720	57,167	2,087,491	3,685,779	229,524	2,043,242	1,541,121
小計 Sub-total	12 067	59 020	46 236	10,656,971	18,957,268	41,508,446	3,232,830	23,168,845	11,894,207
陸路貨運									
Land freight transport									
有限公司 Limited company	1 888	21 275	21 275	4,036,650	8,847,839	13,653,687	401,336	4,877,471	769,197
獨資經營及 合夥經營 Sole proprietorship and partnership	6 511	14 399	6 438	777,355	3,816,003	6,007,207	323,528	2,424,199	1,413,848
小計 Sub-total	8 399	35 674	27 713	4,814,005	12,663,842	19,660,893	724,864	7,301,669	2,183,046
陸路運輸輔助服務活動及其他陸路運輸服務									
Service activities incidental to land transportation and other land transport services									
有限公司 Limited company	160	6 935	6 935	1,133,933	1,900,291	6,128,287	37,349	4,267,003	3,094,063
獨資經營及 合夥經營 Sole proprietorship and partnership	106	286	109	10,625	30,000	66,025	268	45,797	25,400
小計 Sub-total	265	7 221	7 044	1,144,558	1,930,291	6,194,312	37,617	4,312,799	3,119,463

3. (續) 二零一一年按行業組別及擁有權類別劃分的所有機構單位主要統計數字 (Cont'd) Principal statistics for all establishments by industry grouping and type of ownership, 2011

行業組別/ 擁有權類別 Industry grouping / type of ownership	機構單位 數目 Number of establishments	就業人數 Number of persons engaged	僱員人數 Number of employees	僱員薪酬 Compensation of employees	營運開支 Operating expenses	業務收益及 其他收入 Business receipts and other income	固定資產的 買賣淨值 Gross additions to fixed assets	增加價值 Value added	盈餘總額 Gross surplus
跨境水上運輸 Cross-border water transport									
有限公司 Limited company	461	14 094	14 094	5,253,570	97,551,340	105,054,937	3,093,409	7,511,883	2,250,027
獨資經營及 合夥經營 Sole proprietorship and partnership	13	188	188	14,198	20,243	22,713	0	2,470	-11,729
小計 Sub-total	473	14 282	14 282	5,267,768	97,571,583	105,077,650	3,093,409	7,514,353	2,238,299
港內水上運輸 Inland water transport									
有限公司 Limited company	127	2 078	2 078	497,690	1,204,994	1,971,930	-11,339	772,278	269,246
獨資經營及 合夥經營 Sole proprietorship and partnership	111	286	139	26,255	47,373	86,962	4,541	40,126	13,334
小計 Sub-total	238	2 364	2 217	523,945	1,252,367	2,058,892	-6,797	812,404	282,580
水上運輸輔助服務活動 Service activities incidental to water transportation									
有限公司 Limited company	186	7 609	7 609	2,467,380	6,920,087	14,965,348	616,063	8,469,637	5,577,881
獨資經營及 合夥經營 Sole proprietorship and partnership	122	339	204	38,712	117,455	239,319	65	135,934	83,152
小計 Sub-total	308	7 948	7 813	2,506,091	7,037,542	15,204,667	616,128	8,605,571	5,661,033

3. (續) 二零一一年按行業組別及擁有權類別劃分的所有機構單位主要統計數字
(Cont'd) Principal statistics for all establishments by industry grouping and type of ownership, 2011

行業組別/ 擁有權類別 Industry grouping / type of ownership	機構單位 數目 Number of establishments	就業人數 Number of persons engaged	僱員人數 Number of employees	僱員薪酬 Compensation of employees	營運開支 Operating expenses	業務收益及 其他收入 Business receipts and other income	固定資產的 買賣淨值 Gross additions to fixed assets		增加價值 Value added	盈餘總額 Gross surplus
							HK\$ thousand (unless otherwise specified)	千港元(另有註明除外)		
航空運輸及航空運輸輔助服務活動										
Air transport and service activities incidental to air transportation										
有限公司	111	35 543	35 543	18,111,198	96,989,051	133,967,314	14,810,069	39,495,077	18,867,065	
小計	111	35 543	35 543	18,111,198	96,989,051	133,967,314	14,810,069	39,495,077	18,867,065	
其他運輸輔助活動										
Other transportation support activities										
有限公司	2 980	37 520	37 520	10,505,135	114,620,161	131,340,222	351,079	15,569,950	6,214,926	
獨資經營及 合夥經營	941	1 738	775	158,431	2,067,693	2,308,823	1,583	245,611	82,699	
小計	3 920	39 258	38 296	10,663,567	116,687,854	133,649,045	352,661	15,815,561	6,297,625	
貨倉及倉庫服務										
Warehousing and storage										
有限公司	273	6 341	6 341	1,193,124	2,682,477	4,785,168	121,530	2,033,804	909,567	
獨資經營及 合夥經營	82	184	143	19,690	24,184	49,706	3,866	25,722	5,832	
小計	355	6 525	6 484	1,212,814	2,706,661	4,834,873	125,396	2,059,526	915,399	

3. (續) 二零一一年按行業組別及擁有權類別劃分的所有機構單位主要統計數字 (Cont'd) Principal statistics for all establishments by industry grouping and type of ownership, 2011

千港元(另有註明除外)
HK\$ thousand (unless otherwise specified)

行業組別/ 擁有權類別 Industry grouping / type of ownership	機構單位 數目 Number of establishments	就業人數 Number of persons engaged	僱員人數 Number of employees	僱員薪酬 Compensation of employees	營運開支 Operating expenses	業務收益及 其他收入 Business receipts and other income	固定資產的 買賣淨值 Gross additions to fixed assets	增加價值 Value added	盈餘總額 Gross surplus
速遞活動 Courier activities									
有限公司 Sole proprietorship	231	10 905	10 905	2,433,721	18,667,793	21,635,411	194,841	2,883,001	533,897
獨資經營及 合夥經營 and partnership Sub-total	243	2 123	1 868	181,107	175,490	388,665	7,231	216,165	32,068
小計	474	13 028	12 773	2,614,828	18,843,283	22,024,076	202,072	3,099,166	565,965
所有運輸、倉庫及速遞服務組別 All transportation, storage and courier services groupings									
有限公司 Sole proprietorship	7 474	187 817	187 817	56,232,206	366,253,811	471,324,972	22,617,643	107,005,708	48,838,955
獨資經營及 合夥經營 and partnership Total	19 137	33 047	10 584	1,283,540	8,385,931	12,855,197	570,605	5,179,265	3,185,726
總計	26 611	220 863	198 400	57,515,746	374,639,742	484,180,169	23,188,249	112,184,972	52,024,682

註釋： 在本表內，“有限公司”類別亦包括海外航空及船公司駐港辦事處和法人團體。

Note : In this Table, the category of "limited company" also includes local representative offices of overseas airline companies and shipping companies as well as body corporates.

4. 二零一一年按行業組別及業務收益及其他收入劃分的所有機構單位主要統計數字 Principal statistics for all establishments by industry grouping and business receipts and other income, 2011

千港元(另有註明除外)
HK\$ thousand (unless otherwise specified)

行業組別/ 業務收益及其他收入(千港元)	機構單位 數目	就業人數	僱員人數	僱員薪酬	營運開支	業務收益及 其他收入	固定資產的 買賣淨值	增加價值	盈餘總額
Industry grouping / business receipts and other income (\$'000)	Number of establishments	Number of persons engaged	Number of employees	Compensation of employees	Operating expenses	Business receipts and other income	Gross additions to fixed assets	Value added	Gross surplus
陸路客運									
Land passenger transport									
<1,000	11 077	13 286	893	149,441	1,958,800	3,430,941	233,438	1,879,464	1,322,700
1,000 - 4,999	677	2 026	1 635	182,576	643,922	1,242,557	102,125	715,282	416,058
5,000 - 9,999	116	1 252	1 252	149,104	442,736	811,200	42,210	448,740	219,361
10,000 - 19,999	94	3 429	3 429	403,513	842,234	1,391,003	95,861	595,269	145,256
20,000 - 49,999	68	4 012	4 012	545,654	1,311,918	1,964,527	61,866	675,624	106,955
50,000	35	35 015	35 015	9,226,683	13,757,658	32,668,218	2,697,330	18,854,467	9,683,877
小計 Sub-total	12 067	59 020	46 236	10,656,971	18,957,268	41,508,446	3,232,830	23,168,845	11,894,207
陸路貨運									
Land freight transport									
<1,000	5 421	8 987	3 426	320,404	1,554,872	2,660,161	234,207	1,149,655	784,885
1,000 - 4,999	2 150	9 528	7 280	1,110,885	2,993,780	4,637,168	62,262	1,865,295	532,503
5,000 - 9,999	496	4 463	4 312	872,968	2,173,518	3,238,401	119,621	1,096,027	191,915
10,000 - 19,999	216	4 123	4 123	790,782	2,021,002	3,114,859	41,897	1,110,267	303,075
20,000 - 49,999	89	4 431	4 431	833,670	1,663,085	2,629,466	142,043	981,874	132,711
50,000	26	4 141	4 141	885,297	2,257,586	3,380,839	124,833	1,098,551	237,956
小計 Sub-total	8 399	35 674	27 713	4,814,005	12,663,842	19,660,893	724,864	7,301,669	2,183,046
陸路運輸輔助服務活動及其他陸路運輸服務									
Service activities incidental to land transportation and other land transport services									
<1,000	136	310	138	11,386	42,340	81,327	2,875	48,750	27,601
1,000 - 4,999	79	257	252	***	***	***	***	***	***
5,000 - 9,999	16	236	236	27,650	82,676	110,475	81	30,289	148
10,000 - 19,999	4	184	184	***	***	***	***	***	***
20,000 - 49,999	17	1 137	1 137	195,669	163,726	485,013	36,027	321,000	125,618
50,000	13	5 097	5 097	851,330	1,542,550	5,301,856	30,733	3,788,829	2,907,976
小計 Sub-total	265	7 221	7 044	1,144,558	1,930,291	6,194,312	37,617	4,312,799	3,119,463

4. (續) 二零一一年按行業組別及業務收益及其他收入劃分的所有機構單位主要統計數字
(Cont'd) Principal statistics for all establishments by industry grouping and business receipts and other income, 2011

千港元(另有註明除外)
HK\$ thousand (unless otherwise specified)

行業組別/ 業務收益及其他收入(千港元)	機構單位 數目	就業人數	僱員人數	僱員薪酬	營運開支	業務收益及 其他收入	固定資產的 買賣淨值	增加價值	盈餘總額
Industry grouping / business receipts and other income (\$'000)	Number of establishments	Number of persons engaged	Number of employees	Compensation of employees	Operating expenses	Business receipts and other income	Gross additions to fixed assets	Value added	Gross surplus
跨境水上運輸									
Cross-border water transport									
<1,000	14	45	45	2,806	3,406	5,689	147,805	1,392	-523
1,000 - 4,999	134	644	644	142,495	147,582	343,838	69,257	195,287	53,760
5,000 - 9,999	39	419	419	162,280	85,825	251,140	2,747	163,649	3,034
10,000 - 19,999	53	957	957	268,045	461,871	726,702	298,632	264,325	-3,214
20,000 - 49,999	125	2,925	2,925	983,215	1,838,289	3,889,284	535,520	2,069,776	1,067,779
50,000	109	9,291	9,291	3,708,927	95,034,610	99,860,999	2,039,449	4,819,924	1,117,463
小計 Sub-total	473	14,282	14,282	5,267,768	97,571,583	105,077,650	3,093,409	7,514,353	2,238,299
港內水上運輸									
Inland water transport									
<1,000	119	180	86	***	***	***	***	***	***
1,000 - 4,999	66	321	268	55,302	49,510	144,307	9,021	94,557	39,495
5,000 - 9,999	29	339	339	68,927	72,562	184,241	5,836	109,405	42,751
10,000 - 19,999	7	119	119	***	***	***	***	***	***
20,000 - 49,999	7	125	125	31,059	187,575	253,495	10,078	69,671	34,861
50,000	10	1,279	1,279	331,776	863,490	1,341,152	-43,045	481,696	145,885
小計 Sub-total	238	2,364	2,217	523,945	1,252,367	2,058,892	-6,797	812,404	282,580
水上運輸輔助服務活動									
Service activities incidental to water transportation									
<1,000	68	100	8	582	19,162	31,906	125	22,380	12,162
1,000 - 4,999	140	655	614	124,117	132,387	257,923	2,408	131,218	1,419
5,000 - 9,999	39	374	372	96,413	190,777	260,659	8,697	71,448	-26,532
10,000 - 19,999	14	267	267	54,063	125,775	181,291	1,103	58,525	1,453
20,000 - 49,999	17	720	720	149,183	193,795	458,563	34,104	270,215	115,586
50,000	30	5,832	5,832	2,081,734	6,375,645	14,014,325	569,691	8,051,786	5,556,946
小計 Sub-total	308	7,948	7,813	2,506,091	7,037,542	15,204,667	616,128	8,605,571	5,661,033

4. (續) 二零一一年按行業組別及業務收益及其他收入劃分的所有機構單位主要統計數字
(Cont'd) Principal statistics for all establishments by industry grouping and business receipts and other income, 2011

行業組別/ 業務收益及其他收入(千港元)	HK\$ thousand (unless otherwise specified)									
	機構單位 數目	就業人數	僱員人數	僱員薪酬	營運開支	業務收益及 其他收入	固定資產的 買賣淨值	增加價值	盈餘總額	
Industry grouping / business receipts and other income (\$'000)	Number of establishments	Number of persons engaged	Number of employees	Compensation of employees	Operating expenses	Business receipts and other income	Gross additions to fixed assets	Value added	Gross surplus	
航空運輸及航空運輸輔助服務活動										
Air transport and service activities incidental to air transportation										
<1,000	4	9	9	***	***	***	***	***	***	
1,000 - 4,999	14	73	73	***	***	***	***	***	***	
5,000 - 9,999	29	343	343	106,506	96,987	213,299	782	116,399	9,805	
10,000 - 19,999	10	492	492	114,611	41,558	157,667	2,533	116,152	1,498	
20,000 - 49,999	19	912	912	352,741	239,303	620,186	9,971	381,039	28,142	
50,000	36	33 713	33 713	17,515,037	96,603,977	132,946,883	14,796,718	38,859,432	18,827,868	
小計 Sub-total	111	35 543	35 543	18,111,198	96,989,051	133,967,314	14,810,069	39,495,077	18,867,065	
其他運輸輔助活動										
Other transportation support activities										
<1,000	719	1 050	608	74,848	148,099	246,200	1,949	102,624	23,253	
1,000 - 4,999	1 061	2 540	2 104	380,437	2,589,545	2,957,490	3,846	371,459	-12,491	
5,000 - 9,999	727	2 684	2 619	560,449	4,675,101	5,240,061	16,547	570,480	4,511	
10,000 - 19,999	607	4 020	4 019	837,755	7,578,773	8,615,140	14,929	1,039,697	198,613	
20,000 - 49,999	405	5 613	5 612	1,465,160	10,742,042	12,863,663	21,963	2,139,532	656,461	
50,000	402	23 352	23 334	7,344,918	90,954,294	103,726,490	293,428	11,591,768	5,427,278	
小計 Sub-total	3 920	39 258	38 296	10,663,567	116,687,854	133,649,045	352,661	15,815,561	6,297,625	
貨倉及倉庫服務										
Warehousing and storage										
<1,000	126	103	64	11,754	29,970	44,230	866	14,310	2,507	
1,000 - 4,999	136	410	410	66,875	172,567	241,232	4,899	68,658	1,790	
5,000 - 9,999	10	51	51	6,451	51,169	60,857	0	9,688	3,237	
10,000 - 19,999	38	616	616	120,430	350,044	509,844	6,853	161,516	39,370	
20,000 - 49,999	27	1 277	1 276	234,799	452,696	825,305	40,797	379,173	137,810	
50,000	18	4 068	4 068	772,505	1,650,215	3,153,405	71,981	1,426,181	730,685	
小計 Sub-total	355	6 525	6 484	1,212,814	2,706,661	4,834,873	125,396	2,059,526	915,399	

4. (續) 二零一一年按行業組別及業務收益及其他收入劃分的所有機構單位主要統計數字
(Cont'd) Principal statistics for all establishments by industry grouping and business receipts and other income, 2011

千港元(另有註明除外)
HK\$ thousand (unless otherwise specified)

行業組別/ 業務收益及其他收入(千港元) Industry grouping / business receipts and other income (\$'000)	機構單位 數目 Number of establishments	就業人數 Number of persons engaged	僱員人數 Number of employees	僱員薪酬 Compensation of employees	營運開支 Operating expenses	業務收益及 其他收入 Business receipts and other income	固定資產的 買賣淨值 Gross additions to fixed assets	增加價值 Value added	盈餘總額 Gross surplus
速遞活動 Courier activities									
<1,000	203	474	341	25,993	38,337	71,246	279	32,958	6,916
1,000 - 4,999	176	2,076	1,964	217,363	250,649	494,034	9,878	246,123	26,021
5,000 - 9,999	36	819	811	84,057	194,068	245,282	29,474	51,659	-32,844
10,000 - 19,999	31	1,254	1,253	129,084	300,838	467,602	3,687	165,190	37,680
20,000 - 49,999	14	2,025	2,024	239,982	208,204	465,217	1,749	257,296	17,032
50,000	14	6,380	6,380	1,918,348	17,851,187	20,280,695	157,005	2,345,941	511,160
小計 Sub-total	474	13,028	12,773	2,614,828	18,843,283	22,024,076	202,072	3,099,166	565,965
所有運輸、倉庫及速遞服務組別 All transportation, storage and courier services groupings									
<1,000	17,887	24,546	5,617	613,390	3,805,396	6,605,331	622,104	3,274,877	2,186,545
1,000 - 4,999	4,632	18,531	15,245	2,330,730	7,056,428	10,493,194	222,200	3,792,732	1,106,036
5,000 - 9,999	1,537	10,981	10,755	2,134,807	8,065,421	10,615,615	225,995	2,667,784	415,387
10,000 - 19,999	1,073	15,462	15,460	2,769,131	11,820,654	15,336,450	485,706	3,585,802	746,664
20,000 - 49,999	789	23,176	23,173	5,031,133	17,000,631	24,454,719	894,117	7,545,201	2,422,955
50,000	692	128,168	128,151	44,636,555	326,891,212	416,674,861	20,738,125	91,318,576	45,147,094
總計 Total	26,611	220,863	198,400	57,515,746	374,639,742	484,180,169	23,188,249	112,184,972	52,024,682

5. 二零一一年按行業組別及增加價值劃分的所有機構單位主要統計數字 Principal statistics for all establishments by industry grouping and value added, 2011

千港元(另有註明除外)
HK\$ thousand (unless otherwise specified)

行業組別/ 增加價值(千港元) Industry grouping / value added (\$'000)	機構單位 數目 Number of establishments	就業人數 Number of persons engaged	僱員人數 Number of employees	僱員薪酬 Compensation of employees	營運開支 Operating expenses	業務收益及 其他收入 Business receipts and other income	固定資產的 買實淨值 Gross additions to fixed assets	增加價值 Value added	盈餘總額 Gross surplus
陸路客運									
Land passenger transport									
<500	10 876	13 280	1 132	91,932	1,956,194	3,337,837	228,535	1,736,465	1,289,711
500 - 2,499	905	2 373	1 736	290,192	1,067,098	1,781,043	107,670	872,462	423,753
2,500 - 4,999	111	1 941	1 941	251,095	797,703	1,144,041	44,005	400,880	95,243
5,000 - 9,999	98	3 768	3 768	428,934	1,069,196	1,699,130	77,220	703,771	201,000
10,000 - 24,999	50	3 483	3 483	498,754	1,086,241	1,758,971	93,776	703,684	173,976
25,000	27	34 176	34 176	9,096,064	12,980,837	31,787,424	2,681,625	18,751,584	9,710,524
小計 Sub-total	12 067	59 020	46 236	10,656,971	18,957,268	41,508,446	3,232,830	23,168,845	11,894,207
陸路貨運									
Land freight transport									
<500	5 645	9 089	3 722	369,841	2,337,753	3,417,967	240,504	1,136,023	710,373
500 - 2,499	2 219	10 846	8 253	1,264,047	3,868,873	5,872,792	77,519	2,217,785	739,872
2,500 - 4,999	306	4 424	4 424	932,661	1,715,199	2,805,994	96,024	1,111,970	158,134
5,000 - 9,999	160	4 174	4 174	793,386	1,928,584	2,954,360	96,082	1,060,484	232,390
10,000 - 24,999	47	2 763	2 763	552,419	925,991	1,601,634	117,411	681,333	123,224
25,000	22	4 377	4 377	901,652	1,887,442	3,008,147	97,324	1,094,076	219,054
小計 Sub-total	8 399	35 674	27 713	4,814,005	12,663,842	19,660,893	724,864	7,301,669	2,183,046
陸路運輸輔助服務活動及其他陸路運輸服務									
Service activities incidental to land transportation and other land transport services									
<500	119	201	140	10,466	56,633	77,185	2,879	20,902	10,086
500 - 2,499	110	499	383	49,901	134,014	247,798	-41,495	129,895	63,883
5,000 - 9,999	5	232	232	25,688	46,142	77,500	21	33,230	5,671
10,000 - 24,999	17	814	814	126,724	415,102	686,038	43,966	272,531	144,212
25,000	14	5 475	5 475	931,780	1,278,400	5,105,792	32,245	3,856,241	2,895,611
小計 Sub-total	265	7 221	7 044	1,144,558	1,930,291	6,194,312	37,617	4,312,799	3,119,463

5. (續) 二零一一年按行業組別及增加價值劃分的所有機構單位主要統計數字
(Cont'd) Principal statistics for all establishments by industry grouping and value added, 2011

千港元(另有註明除外)
HK\$ thousand (unless otherwise specified)

行業組別/ 增加價值(千港元) Industry grouping / value added (\$'000)	機構單位 數目 Number of establishments	就業人數 Number of persons engaged	僱員人數 Number of employees	僱員薪酬 Compensation of employees	營運開支 Operating expenses	業務收益及 其他收入 Business receipts and other income	固定資產的 買賣淨值 Gross additions to fixed assets	增加價值 Value added	盈餘總額 Gross surplus
跨境水上運輸									
Cross-border water transport									
<500	84	1 602	1 602	1,011,985	62,897,833	59,399,854	601,333	-3,516,138	-4,509,964
500 - 2,499	99	397	397	106,288	287,968	453,262	3,915	165,366	59,006
2,500 - 4,999	54	680	680	186,743	664,592	854,788	494,471	203,704	3,454
5,000 - 9,999	59	1 079	1 079	356,679	1,551,135	1,974,051	195,524	431,174	66,237
10,000 - 24,999	75	2 605	2 605	739,059	3,042,295	4,416,618	141,848	1,304,514	635,264
25,000	102	7 919	7 919	2,867,015	29,127,761	37,979,078	1,656,318	8,925,732	5,984,301
小計 Sub-total	473	14 282	14 282	5,267,768	97,571,583	105,077,650	3,093,409	7,514,353	2,238,299
港內水上運輸									
Inland water transport									
<500	112	169	69	***	***	***	***	***	***
500 - 2,499	72	311	264	***	***	***	***	***	***
2,500 - 4,999	37	559	559	119,884	181,364	319,799	-32,517	139,988	18,550
5,000 - 9,999	5	79	79	14,356	54,995	86,133	13,069	31,558	16,782
10,000 - 24,999	9	253	253	79,543	543,568	663,802	-26,075	124,077	40,691
25,000	5	993	993	249,572	338,400	756,557	29,492	420,957	168,584
小計 Sub-total	238	2 364	2 217	523,945	1,252,367	2,058,892	-6,797	812,404	282,580
水上運輸輔助服務活動									
Service activities incidental to water transportation									
<500	111	345	253	71,423	170,055	178,549	3,045	18,924	-62,929
500 - 2,499	123	560	521	113,094	231,914	375,828	5,289	143,690	30,820
2,500 - 4,999	29	359	354	62,522	683,992	771,193	37,218	94,120	24,679
5,000 - 9,999	8	121	121	24,689	85,474	138,894	517	57,573	28,731
10,000 - 24,999	18	710	710	155,950	654,527	942,105	9,937	290,413	131,628
25,000	20	5 853	5 853	2,078,413	5,211,579	12,798,097	560,122	8,000,851	5,508,105
小計 Sub-total	308	7 948	7 813	2,506,091	7,037,542	15,204,667	616,128	8,605,571	5,661,033

5. (續) 二零一一年按行業組別及增加價值劃分的所有機構單位主要統計數字
(Cont'd) Principal statistics for all establishments by industry grouping and value added, 2011

千港元(另有註明除外)
HK\$ thousand (unless otherwise specified)

行業組別/ 增加價值(千港元) Industry grouping / value added (\$'000)	機構單位 數目 Number of establishments	就業人數 Number of persons engaged	僱員人數 Number of employees	僱員薪酬 Compensation of employees	營運開支 Operating expenses	業務收益及 其他收入 Business receipts and other income	固定資產的 買賣淨值 Gross additions to fixed assets	增加價值 Value added	盈餘總額 Gross surplus
航空運輸及航空運輸輔助服務活動									
Air transport and service activities incidental to air transportation									
	1	4	4	***	***	***	***	***	***
<500									
500 - 2,499	22	87	87	***	***	***	***	***	***
2,500 - 4,999	13	136	136	43,789	32,916	86,156	66	53,240	9,452
5,000 - 9,999	13	588	588	241,548	1,614,635	1,697,756	1,715	86,023	-158,427
10,000 - 24,999	25	1 163	1 163	375,556	252,923	646,913	12,074	394,137	18,434
25,000	37	33 565	33 565	17,427,757	95,038,457	131,464,229	14,796,199	38,939,501	18,998,014
小計 Sub-total	111	35 543	35 543	18,111,198	96,989,051	133,967,314	14,810,069	39,495,077	18,867,065
其他運輸輔助活動									
Other transportation support activities									
	1 680	2 909	2 038	391,013	4,517,484	4,749,135	3,148	251,320	-159,363
<500									
500 - 2,499	1 399	6 832	6 758	1,338,392	12,216,406	13,716,045	23,062	1,496,598	161,247
2,500 - 4,999	349	3 987	3 970	956,469	12,343,690	13,577,978	17,231	1,235,538	277,820
5,000 - 9,999	221	3 736	3 736	1,109,488	11,613,374	13,208,370	25,598	1,604,521	485,507
10,000 - 24,999	165	5 254	5 254	1,492,744	16,698,564	19,206,764	49,734	2,477,364	1,015,456
25,000	106	16 540	16 540	5,375,460	59,298,335	69,190,753	233,888	8,750,219	4,516,958
小計 Sub-total	3 920	39 258	38 296	10,663,567	116,687,854	133,649,045	352,661	15,815,561	6,297,625
貨倉及倉庫服務									
Warehousing and storage									
	205	278	240	33,606	134,174	172,137	943	38,013	4,357
<500									
500 - 2,499	74	349	347	71,850	208,385	268,089	8,882	60,746	-12,146
2,500 - 4,999	17	345	345	59,434	185,195	252,934	1,340	69,665	8,305
5,000 - 9,999	17	305	305	60,572	146,567	259,583	1,453	112,399	52,444
10,000 - 24,999	25	1 252	1 251	212,314	469,846	826,932	45,244	358,527	144,772
25,000	17	3 996	3 996	775,038	1,562,493	3,055,197	67,534	1,420,176	717,667
小計 Sub-total	355	6 525	6 484	1,212,814	2,706,661	4,834,873	125,596	2,059,526	915,399

5. (續) 二零一一年按行業組別及增加價值劃分的所有機構單位主要統計數字
(Cont'd) Principal statistics for all establishments by industry grouping and value added, 2011

千港元(另有註明除外)
HK\$ thousand (unless otherwise specified)

行業組別/ 增加價值(千港元) Industry grouping / value added (\$'000)	機構單位 數目 Number of establishments	就業人數 Number of persons engaged	僱員人數 Number of employees	僱員薪酬 Compensation of employees	營運開支 Operating expenses	業務收益及 其他收入 Business receipts and other income	固定資產的 買賣淨值 Gross additions to fixed assets	增加價值 Value added	盈餘總額 Gross surplus
速遞活動 Courier activities									
<500	240	871	722	63,870	306,919	332,354	30,519	23,691	-38,435
500 - 2,499	154	1 660	1 571	187,028	291,459	497,972	6,424	208,480	19,485
2,500 - 4,999	38	1 089	1 074	125,034	177,477	312,178	4,893	136,017	9,667
5,000 - 9,999	16	855	854	81,092	201,900	310,900	2,992	109,653	27,908
10,000 - 24,999	13	1 184	1 184	157,173	348,346	551,440	1,331	201,063	45,921
25,000	13	7 369	7 368	2,000,632	17,517,182	20,019,233	155,912	2,420,262	501,419
小計 Sub-total	474	13 028	12 773	2,614,828	18,843,283	22,024,076	202,072	3,099,166	565,965
所有運輸、倉庫及速遞服務組別 All transportation, storage and courier services groupings									
<500	19 072	28 748	9 922	2,055,148	72,451,897	71,746,082	1,114,423	-284,588	-2,760,963
500 - 2,499	5 177	23 913	20 317	3,492,916	18,415,425	23,436,627	196,998	5,406,808	1,528,286
2,500 - 4,999	953	13 521	13 482	2,737,631	16,782,129	20,125,062	662,732	3,445,122	605,302
5,000 - 9,999	602	14 938	14 937	3,136,431	18,312,001	22,406,675	414,191	4,230,386	958,243
10,000 - 24,999	443	19 481	19 480	4,390,236	24,437,404	31,301,217	489,246	6,807,643	2,473,577
25,000	363	120 263	120 262	41,703,384	224,240,885	315,164,506	20,310,658	92,579,601	49,220,237
總計 Total	26 611	220 863	198 400	57,515,746	374,639,742	484,180,169	23,188,249	112,184,972	52,024,682

6. 二零零九至二零一一年按行業組別劃分的所有機構單位的選定主要統計項目相對業務收益及其他收入的比率

Ratios of selected principal statistics items to business receipts and other income for all establishments by industry grouping, 2009 to 2011

行業組別 Industry grouping	相對業務收益及其他收入的比率 (%) Ratios to business receipts and other income (%)											
	僱員薪酬 Compensation of employees			營運開支 Operating expenses			盈餘總額 Gross surplus			增加價值 Value added		
	2009	2010	2011	2009	2010	2011	2009	2010	2011	2009	2010	2011
陸路客運 Land passenger transport	27	26	26	43	44	46	30	30	29	61	60	56
陸路貨運 Land freight transport	21	23	24	68	65	64	10	12	11	34	37	37
陸路運輸輔助服務活動及其他陸路運輸服務 Service activities incidental to land transportation and other land transport services	20	20	18	32	31	31	48	50	50	70	70	70
跨境水上運輸 Cross-border water transport	6	5	5	96	82	93	-2	13	2	4	18	7
港內水上運輸 Inland water transport	32	23	25	53	64	61	14	13	14	47	36	39
水上運輸輔助服務活動 Service activities incidental to water transportation	18	17	16	44	43	46	38	40	37	59	60	57
航空運輸及航空運輸輔助服務活動 Air transport and service activities incidental to air transportation	16	14	14	70	63	72	14	23	14	33	38	29
其他運輸輔助活動 Other transportation support activities	8	7	8	87	88	87	4	5	5	12	11	12
貨倉及倉庫服務 Warehousing and storage	26	27	25	55	58	56	19	14	19	40	41	43
速遞活動 Courier activities	15	12	12	80	83	86	5	5	3	19	17	14
所有運輸、倉庫及速遞服務組別 All transportation, storage and courier services groupings	13	11	12	77	73	77	10	15	11	24	27	23

7. 二零一一年按行業組別劃分的所有機構單位詳細統計數字 Detailed statistics for all establishments by industry grouping, 2011

A部：就業人數及僱員薪酬

Section A: Number of persons engaged and compensation of employees

千港元(另有註明除外)
HK\$ thousand (unless otherwise specified)

行業組別 Industry grouping	機構單位 數目 Number of establishments	就業人數 Number of persons engaged			僱員薪酬 Compensation of employees		
		共計 Total	在職東主、 在職合夥人及 無酬家屬傭工 Working proprietors, active partners and unpaid family workers	僱員 Employees	共計 Total	工資及薪酬 (包括向僱員派發以股份 為基礎的支出) Wages and salaries (including share-based payments granted to employees)	僱員實質利益費用 及僱主為僱員提供 社會保障費用 Payments in kind and employer's social security expenditure
陸路客運 Land passenger transport	12 067	59 020	12 784	46 236	10,656,971	9,743,483	913,488
陸路貨運 Land freight transport	8 399	35 674	7 960	27 713	4,814,005	4,404,238	409,767
陸路運輸輔助服務活動及 其他陸路運輸服務 Service activities incidental to land transportation and other land transport services	265	7 221	177	7 044	1,144,558	1,059,244	85,314
跨境水上運輸 Cross-border water transport	473	14 282	0	14 282	5,267,768	4,682,516	585,252
港內水上運輸 Inland water transport	238	2 364	148	2 217	523,945	484,222	39,723
水上運輸輔助服務活動 Service activities incidental to water transportation	308	7 948	136	7 813	2,506,091	2,219,120	286,971
航空運輸及航空運輸輔助服務 活動 Air transport and service activities incidental to air transportation	111	35 543	0	35 543	18,111,198	14,285,131	3,826,068
其他運輸輔助活動 Other transportation support activities	3 920	39 258	962	38 296	10,663,567	9,769,892	893,675
貨倉及倉庫服務 Warehousing and storage	355	6 525	41	6 484	1,212,814	1,119,174	93,639
速遞活動 Courier activities	474	13 028	255	12 773	2,614,828	2,417,022	197,806
所有運輸、倉庫及速遞服務組別 All transportation, storage and courier services groupings	26 611	220 863	22 463	198 400	57,515,746	50,184,043	7,331,703

7. (續) 二零一一年按行業組別劃分的所有機構單位詳細統計數字
(Cont'd) Detailed statistics for all establishments by industry grouping, 2011

B部 : 業務收益及其他收入

Section B : Business receipts and other income

千港元(另有註明除外)
HK\$ thousand (unless otherwise specified)

行業組別 Industry grouping	機構單位 數目 Number of establishments	業務收益及其他收入 Business receipts and other income							其他收入 Income from other sources
		共計 Total	客運收入 Passenger revenue	貨運收入 Freight revenue	出租運輸 工具收入 Rental for charter hire of transport equipment	其他 業務收益 Other business receipts	房屋地產 的租金或 分租收入 Rental income from letting/ subletting land and premises		
陸路客運 Land passenger transport	12 067	41,508,446	32,505,143	54,095	3,433,478	2,982,226	1,929,485	604,019	
陸路貨運 Land freight transport	8 399	19,660,893	40,541	19,344,256	22,777	153,736	11,154	88,429	
陸路運輸輔助服務活動及 其他陸路運輸服務 Service activities incidental to land transportation and other land transport services	265	6,194,312	1,900	83,226	138,449	5,948,848	0	21,889	
跨境水上運輸 Cross-border water transport	473	105,077,650	2,880,926	83,552,800	11,449,510	6,783,931	26,170	384,314	
港內水上運輸 Inland water transport	238	2,058,892	720,298	696,082	406,503	176,905	48,793	10,310	
水上運輸輔助服務活動 Service activities incidental to water transportation	308	15,204,667	0	12,919,306	31,443	1,532,934	602,212	118,771	
航空運輸及航空運輸輔助服務 活動 Air transport and service activities incidental to air transportation	111	133,967,314	72,462,096	30,674,767	5,610,955	23,223,804	439,848	1,555,844	
其他運輸輔助活動 Other transportation support activities	3 920	133,649,045	47,859	130,075,535	161	2,112,617	22,429	1,390,444	
貨倉及倉庫服務 Warehousing and storage	355	4,834,873	0	4,460,274	141	231,473	46,251	96,735	
速遞活動 Courier activities	474	22,024,076	0	21,333,367	2,500	597,640	530	90,040	
所有運輸、倉庫及速遞服務組別 All transportation, storage and courier services groupings	26 611	484,180,169	108,658,764	303,193,708	21,095,916	43,744,114	3,126,872	4,360,795	

7. (續) 二零一一年按行業組別劃分的所有機構單位詳細統計數字
(Cont'd) Detailed statistics for all establishments by industry grouping, 2011

C部：營運開支

Section C : Operating expenses

千港元(另有註明除外)
HK\$ thousand (unless otherwise specified)

行業組別 Industry grouping	機構單位 數目 Number of establishments	共計 Total	營運開支 Operating expenses							水費及 電費 Water and electricity
			土地及樓宇的 租金、差餉及 地租 Rent, rates and government rent for land and buildings	利息支付 Interest payments	保險費及銀行 收取的費用 Insurance premiums and bank charges	維修保養 Repair and maintenance	日常經營 所需用品 Materials and supplies used in business	燃料 Fuels		
陸路客運 Land passenger transport	12 067	18,957,268	627,562	1,221,008	898,274	1,897,700	903,962	4,089,285	1,207,874	
陸路貨運 Land freight transport	8 399	12,663,842	760,823	95,253	241,029	574,643	282,441	2,337,846	66,176	
陸路運輸輔助服務活動及 其他陸路運輸服務 Service activities incidental to land transportation and other land transport services	265	1,930,291	1,314,236	53,639	57,024	95,280	19,257	24,807	111,197	
跨境水上運輸 Cross-border water transport	473	97,571,583	459,601	378,879	423,609	1,166,578	929,946	19,484,700	40,401	
港內水上運輸 Inland water transport	238	1,252,367	18,866	11,864	38,279	86,024	34,795	479,916	7,446	
水上運輸輔助服務活動 Service activities incidental to water transportation	308	7,037,542	629,676	532,230	184,155	456,881	85,690	464,607	238,348	
航空運輸及航空運輸輔助服務 活動 Air transport and service activities incidental to air transportation	111	96,989,051	1,469,624	4,072,570	591,666	9,822,780	3,470,263	42,731,710	280,755	
其他運輸輔助活動 Other transportation support activities	3 920	116,687,854	2,339,950	2,372,257	283,959	144,092	336,717	79,300	189,188	
貨倉及倉庫服務 Warehousing and storage	355	2,706,661	1,042,908	19,517	27,058	100,644	69,916	27,238	180,651	
速遞活動 Courier activities	474	18,843,283	366,803	6,105	24,208	88,033	137,248	83,999	37,487	
所有運輸、倉庫及速遞服務組別 All transportation, storage and courier services groupings	26 611	374,639,742	9,030,049	6,628,322	2,769,262	14,432,655	6,270,235	69,803,410	2,359,524	

7. (續) 二零一一年按行業組別劃分的所有機構單位詳細統計數字
(Cont'd) Detailed statistics for all establishments by industry grouping, 2011

C部：營運開支 (續)

Section C : Operating expenses (Cont'd)

千港元(另有註明除外)
HK\$ thousand (unless otherwise specified)

行業組別 Industry grouping	營運開支 Operating expenses							其他 營運開支 Other operating expenses
	運費及其他 運輸開支 Freight charges and cost of transport contract work	運輸工具 租用費 Charter hire of transport equipment	代理費、 佣金及 經紀費 Agency fees, commissions and brokerage fees	外聘工 支出 Payments to outworkers	行車隧道、橋樑及幹線 使用費、港口服務費、 飛機著陸及停泊開支 Tunnel, bridge and link toll payable, charges for port services, aircraft landing and parking expenses	專業服務費 Professional service fees	支援服務費 Support service fees	
陸路客運 Land passenger transport	1,578,575	2,456,436	144,589	679	1,151,354	309,165	454,194	2,016,611
陸路貨運 Land freight transport	5,386,370	262,063	655	297,794	1,363,176	55,741	33,625	906,206
陸路運輸輔助服務活動及 其他陸路運輸服務 Service activities incidental to land transportation and other land transport services	11,694	827	22,301	17,028	9,497	25,412	25,392	142,701
跨境水上運輸 Cross-border water transport	29,996,769	24,340,277	227,697	13,720	17,650,160	265,225	44,296	2,149,724
港內水上運輸 Inland water transport	168,904	222,187	303	4,325	63,574	9,518	9,019	97,348
水上運輸輔助服務活動 Service activities incidental to water transportation	3,109,772	410,168	74,728	24,987	76,448	65,487	76,763	607,602
航空運輸及航空運輸輔助服務 活動 Air transport and service activities incidental to air transportation	1,045,070	7,055,227	2,489,265	88	13,054,426	1,532,813	1,111,114	8,261,680
其他運輸輔助活動 Other transportation support activities	109,048,930	118,057	5,446	7,556	140,710	273,859	109,076	3,373,758
貨倉及倉庫服務 Warehousing and storage	646,513	3,247	22,144	8,532	21,428	44,501	43,364	448,999
速遞活動 Courier activities	17,234,394	9,101	234,235	2,308	66,374	34,266	41,560	477,160
所有運輸、倉庫及速遞服務組別 All transportation, storage and courier services groupings	168,226,991	34,877,589	3,221,363	377,018	33,597,147	2,615,986	1,948,402	18,481,789

7. (續) 二零一一年按行業組別劃分的所有機構單位詳細統計數字 (Cont'd) Detailed statistics for all establishments by industry grouping, 2011

D部：添置的固定資產及出售固定資產的收入

Section D : Acquisition of fixed assets and proceeds from sales of fixed assets

行業組別 Industry grouping	機構單位 數目 Number of establishments	添置的固定資產 Acquisition of fixed assets				出售固定資產的收入 Proceeds from sales of fixed assets			
		共計 Total	運輸工具 Transport equipment	土地 及樓宇 Land and buildings	其他 固定資產 Other fixed assets	共計 Total	運輸工具 Transport equipment	土地 及樓宇 Land and buildings	其他 固定資產 Other fixed assets
陸路客運 Land passenger transport	12 067	3,399,260	2,123,694	22,605	1,252,961	158,233	837	7,359	
陸路貨運 Land freight transport	8 399	886,902	774,812	51,798	60,293	158,939	0	3,100	
陸路運輸輔助服務活動及 其他陸路運輸服務 Service activities incidental to land transportation and other land transport services	265	93,882	62,653	4,318	26,911	55,598	0	667	
跨境水上運輸 Cross-border water transport	473	3,397,715	3,249,887	26,015	121,814	283,826	16,000	4,480	
港內水上運輸 Inland water transport	238	96,722	89,352	5,842	1,528	103,519	0	0	
水上運輸輔助服務活動 Service activities incidental to water transportation	308	622,685	191,003	175,907	255,775	3,787	0	2,771	
航空運輸及航空運輸輔助服務 活動 Air transport and service activities incidental to air transportation	111	21,939,354	20,265,883	1,315,880	357,592	7,127,538	59	1,687	
其他運輸輔助活動 Other transportation support activities	3 920	380,993	43,023	118,267	219,703	6,713	3,678	17,941	
貨倉及倉庫服務 Warehousing and storage	355	129,898	38,140	28,914	62,844	2,521	816	1,164	
速遞活動 Courier activities	474	204,593	61,157	25,965	117,471	1,859	8	662	
所有運輸、倉庫及速遞服務組別 All transportation, storage and courier services groupings	26 611	31,152,005	26,899,604	1,775,510	2,476,890	7,902,533	21,390	39,833	

7. (續) 二零一一年按行業組別劃分的所有機構單位詳細統計數字
(Cont'd) Detailed statistics for all establishments by industry grouping, 2011

E部：固定資產的買賣淨值

Section E: Gross additions to fixed assets

行業組別 Industry grouping	機構單位 數目 Number of establishments	固定資產的買賣淨值 Gross additions to fixed assets				其他 固定資產 Other fixed assets
		共計 Total	運輸工具 Transport equipment	土地 及樓宇 Land and buildings	千港元(另有註明除外) HK\$ thousand (unless otherwise specified)	
陸路客運 Land passenger transport	12 067	3,232,830	1,965,461	21,768	1,245,602	
陸路貨運 Land freight transport	8 399	724,864	615,873	51,798	57,193	
陸路運輸輔助服務活動及 其他陸路運輸服務 Service activities incidental to land transportation and other land transport services	265	37,617	7,055	4,318	26,244	
跨境水上運輸 Cross-border water transport	473	3,093,409	2,966,061	10,015	117,334	
港內水上運輸 Inland water transport	238	-6,797	-14,167	5,842	1,528	
水上運輸輔助服務活動 Service activities incidental to water transportation	308	616,128	187,217	175,907	253,004	
航空運輸及航空運輸輔助服務 活動 Air transport and service activities incidental to air transportation	111	14,810,069	13,138,344	1,315,820	355,904	
其他運輸輔助活動 Other transportation support activities	3 920	352,661	36,310	114,589	201,762	
貨倉及倉庫服務 Warehousing and storage	355	125,396	35,618	28,098	61,679	
速遞活動 Courier activities	474	202,072	59,298	25,965	116,809	
所有運輸、倉庫及速遞服務組別 All transportation, storage and courier services groupings	26 611	23,188,249	18,997,071	1,754,120	2,437,058	

8. 二零一一年按行業組別劃分的選定主要統計數字的相對標準誤差及置信區間 Relative standard errors and confidence intervals of selected principal statistics by industry grouping, 2011

百萬元(另有註明除外)
HK\$ million (unless otherwise specified)

行業組別 Industry grouping	就業人數 Number of persons engaged			僱員薪酬 Compensation of employees			營運開支 Operating expenses			業務收益及其他收入 Business receipts and other income			增加價值 Value added		
	相對標準誤差 Relative standard error (%)	95% 置信區間 95% confidence interval	95% 置信區間 95% confidence interval	相對標準誤差 Relative standard error (%)	95% 置信區間 95% confidence interval	95% 置信區間 95% confidence interval	相對標準誤差 Relative standard error (%)	95% 置信區間 95% confidence interval	95% 置信區間 95% confidence interval	相對標準誤差 Relative standard error (%)	95% 置信區間 95% confidence interval	95% 置信區間 95% confidence interval	相對標準誤差 Relative standard error (%)	95% 置信區間 95% confidence interval	95% 置信區間 95% confidence interval
陸路客運 Land passenger transport	1.72	57 036 - 61 005	10,388.0 - 10,925.9	1.29	10,388.0 - 10,925.9	18,258.5 - 19,656.0	1.88	18,258.5 - 19,656.0	40,623.3 - 42,393.6	1.09	40,623.3 - 42,393.6	22,665.1 - 23,672.6	1.11	22,665.1 - 23,672.6	
陸路貨運 Land freight transport	5.03	32 158 - 39 189	4,277.6 - 5,350.5	5.69	4,277.6 - 5,350.5	10,657.4 - 14,670.3	8.08	10,657.4 - 14,670.3	17,070.1 - 22,251.7	6.72	17,070.1 - 22,251.7	6,427.6 - 8,175.8	6.11	6,427.6 - 8,175.8	
陸路運輸輔助服務活動及 其他陸路運輸服務 Service activities incidental to land transportation and other land transport services	2.50	6 867 - 7 575	1,104.0 - 1,185.1	1.81	1,104.0 - 1,185.1	1,790.2 - 2,070.4	3.70	1,790.2 - 2,070.4	5,855.9 - 6,532.7	2.79	5,855.9 - 6,532.7	4,096.4 - 4,529.2	2.56	4,096.4 - 4,529.2	
跨境水上運輸 Cross-border water transport	2.02	13 715 - 14 849	4,987.6 - 5,548.0	2.71	4,987.6 - 5,548.0	96,620.7 - 98,522.5	0.50	96,620.7 - 98,522.5	104,048.3 - 106,107.0	0.50	104,048.3 - 106,107.0	7,175.6 - 7,853.1	2.30	7,175.6 - 7,853.1	
港內水上運輸 Inland water transport	6.08	2 083 - 2 646	464.1 - 583.8	5.83	464.1 - 583.8	1,062.9 - 1,441.8	7.72	1,062.9 - 1,441.8	1,780.4 - 2,337.4	6.90	1,780.4 - 2,337.4	636.5 - 988.3	11.05	636.5 - 988.3	
水上運輸輔助服務活動 Service activities incidental to water transportation	2.91	7 495 - 8 401	2,394.5 - 2,617.7	2.27	2,394.5 - 2,617.7	6,699.3 - 7,375.8	2.45	6,699.3 - 7,375.8	14,797.5 - 15,611.8	1.37	14,797.5 - 15,611.8	8,488.2 - 8,722.9	0.70	8,488.2 - 8,722.9	
航空運輸及航空運輸輔助 服務活動 Air transport and service activities incidental to air transportation	0.14	35 448 - 35 638	18,077.6 - 18,144.8	0.09	18,077.6 - 18,144.8	95,868.8 - 98,109.3	0.59	95,868.8 - 98,109.3	132,818.7 - 135,115.9	0.44	132,818.7 - 135,115.9	39,458.4 - 39,531.7	0.05	39,458.4 - 39,531.7	

8. (續) 二零一一年按行業組別劃分的選定主要統計數字的相對標準誤差及置信區間
(Cont'd) **Relative standard errors and confidence intervals of selected principal statistics by industry grouping, 2011**

百萬元(另有註明除外)
HK\$ million (unless otherwise specified)

行業組別 Industry grouping	就業人數 Number of persons engaged			僱員薪酬 Compensation of employees			營運開支 Operating expenses			業務收益及其他收入 Business receipts and other income			增加價值 Value added		
	相對標準誤差 Relative standard error	95% 置信區間 confidence interval	(%)	相對標準誤差 Relative standard error	95% 置信區間 confidence interval	(%)	相對標準誤差 Relative standard error	95% 置信區間 confidence interval	(%)	相對標準誤差 Relative standard error	95% 置信區間 confidence interval	(%)	相對標準誤差 Relative standard error	95% 置信區間 confidence interval	(%)
其他運輸輔助活動 Other transportation support activities	4.00	36 184 - 42 332		3.33	9,967.8 - 11,359.3		4.49	106,408.1 - 126,967.6		4.29	122,398.3 - 144,899.8		4.48	14,425.4 - 17,205.7	
貨倉及倉庫服務 Warehousing and storage	3.45	6 083 - 6 967		3.25	1,135.6 - 1,290.0		5.31	2,425.2 - 2,988.1		3.83	4,471.6 - 5,198.1		3.51	1,917.7 - 2,201.3	
速遞活動 Courier activities	2.43	12 406 - 13 649		1.37	2,544.6 - 2,685.1		0.74	18,568.2 - 19,118.3		0.77	21,691.5 - 22,356.6		1.53	3,006.0 - 3,192.4	
所有運輸、倉庫及速遞 服務組別 All transportation, storage and courier services groupings	1.13	215 992 - 225 735		0.83	56,577.4 - 58,454.1		1.43	364,126.3 - 385,153.2		1.22	472,619.3 - 495,741.1		0.79	110,438.0 - 113,931.9	

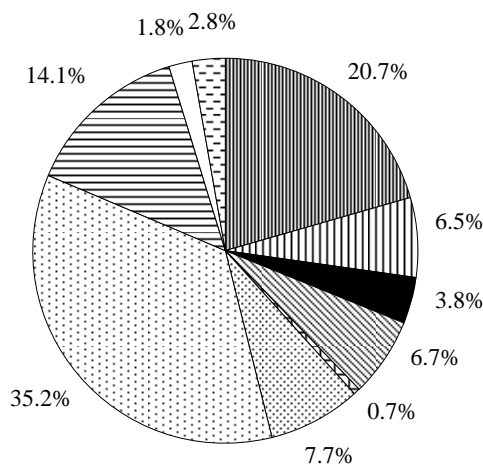
註釋：(1) 相對標準誤差為一統計量數，顯示估計數值的相對精確性。相對標準誤差越低，估計數值則越精確。
Notes: (1) The relative standard error is a statistical measure used to indicate the relative precision of an estimate. The smaller the relative standard error, the more precise is the value of the estimate.

(2) 統計變數的95%置信區間的上下限分別在樣本估計值之上及之下相距兩個標準誤差。若以同樣方法抽取同樣大小的樣本，每個樣本計算其置信區間，可預期當中有百分之九十五個置信區間將包含變數的實際值。
(2) A 95% confidence interval for a statistical variable is bounded by upper and lower limits which are two standard errors respectively above and below the sample estimate. If similar confidence intervals are constructed for different samples of the same size selected using the same sampling method, one would expect that 95% of them will cover the true value of the variable.

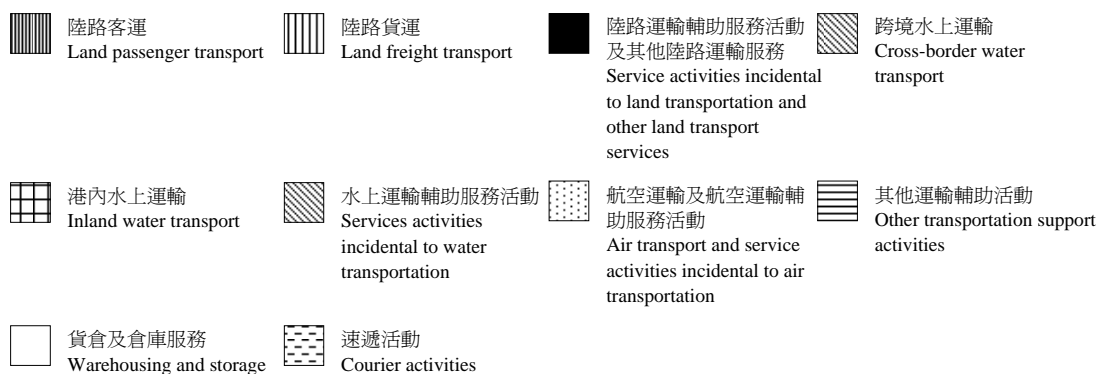
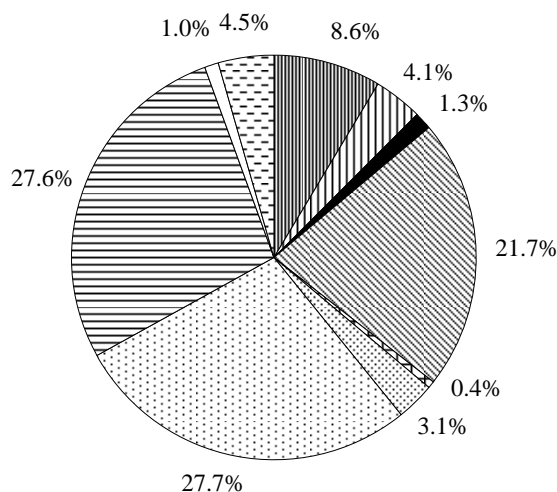
(3) 本統計表所列出的相對標準誤差及95%置信區間只根據填報機構單位的資料而計算。
(3) Both the relative standard errors and the 95% confidence intervals given in this table have been computed on the basis of reporting establishments only.

9. 二零一一年按行業組別劃分的增加價值和業務收益及其他收入百分比 Percentage shares of industry groupings in terms of value added and business receipts and other income, 2011

1. 增加價值 Value added



2. 業務收益及其他收入 Business receipts and other income



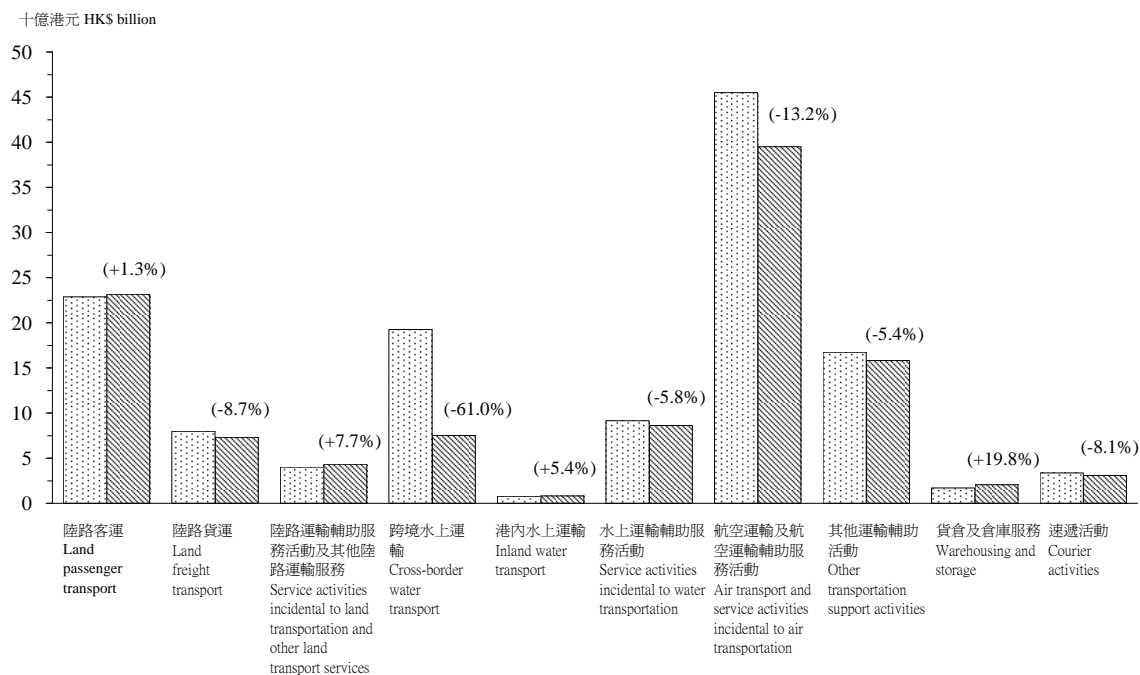
註釋：由於進位關係，統計圖內個別百分比之和可能不等於100%。

Note: Component percentages in the Chart may not add up to 100% because of rounding.

10. 二零一零及二零一一年按行業組別劃分的增加價值及盈餘總額 Value added and gross surplus by industry grouping, 2010-2011

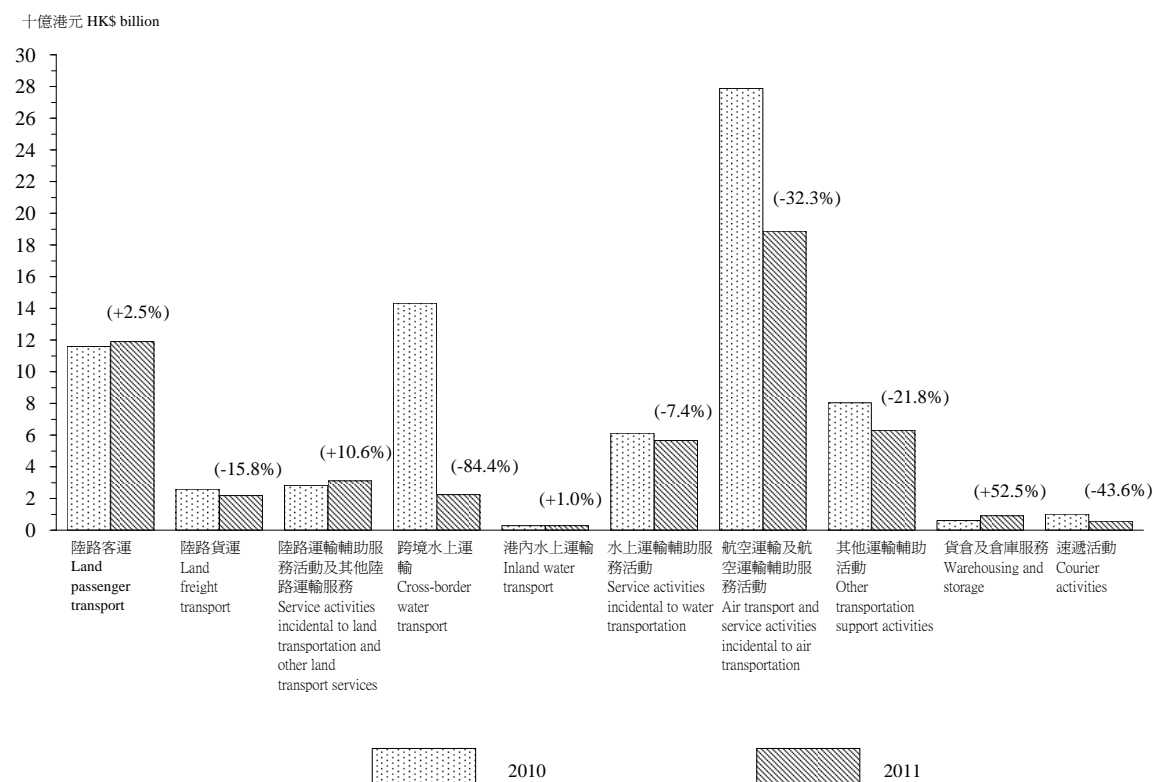
1. 增加價值

Value added



2. 盈餘總額

Gross surplus



註釋：括號內的數字表示按年變動百分率。

Note: The figures in brackets denote the year-on-year percentage changes.

11. 二零一一年在選定細織行業組別內的所有機構單位主要統計數字

Principal statistics for all establishments in selected detailed industry groupings, 2011

細織行業組別 Detailed industry grouping	機構單位 數目 Number of establishments	就業人數 Number of persons engaged	僱員人數 Number of employees	僱員薪酬 Compensation of employees	營運開支 Operating expenses	業務收益及 其他收入 Business receipts and other income	HK\$ thousand (unless otherwise specified)		
							固定資產的 買賣淨值 Gross additions to fixed assets	增加價值 Value added	盈餘總額 Gross surplus
鐵路及纜索運輸和公共巴士服務 Railway and cable transport, and public bus services	9	29 437	29 437	8,293,840	10,694,948	28,209,748	2,422,687	17,468,070	9,220,961
的士、非專線及專線公共小型巴士服務 Taxis, non-scheduled and scheduled public bus services	10 842	19 847	8 271	1,089,809	4,189,688	7,211,299	322,825	3,662,400	1,931,802
校車服務及配備司機的載客車輛出租服務 School bus services and rental of passenger vehicles with drivers	1 216	9 736	8 528	1,273,322	4,072,633	6,087,398	487,319	2,038,375	741,444
貨車(拖頭除外)運輸服務 Transport by goods vehicles (excl. tractors)	6 343	25 713	18 914	3,226,209	7,760,707	12,635,403	531,387	5,135,051	1,648,487
拖頭運輸服務 Transport by tractors	2 055	9 961	8 799	1,587,797	4,903,135	7,025,490	193,477	2,166,618	534,558
停車場服務 Car park operation	117	3 844	3 817	439,316	1,415,954	2,081,893	24,408	648,099	226,623
汽車隧道、橋樑及高速公路營運者 Vehicular tunnel, bridge and highway operators	13	2 988	2 988	668,649	426,085	3,880,363	17,032	3,500,399	2,785,629
船務代理及管理人、和海外船公司駐港辦事處 Ship agents and managers, and local representative offices of overseas shipping companies	246	7 777	7 777	2,990,074	1,800,588	5,849,510	96,122	3,857,266	1,058,848
遠洋輪船船東 Ship owners of sea-going vessels	125	2 734	2 734	716,613	1,972,021	5,382,066	2,198,293	3,521,533	2,693,432
遠洋輪船營運者 Ship operators of sea-going vessels	27	2 003	2 003	1,080,585	86,791,189	85,919,676	690,999	-776,844	-1,952,098

11. (續) 二零一一年在選定細織行業組別內的所有機構單位主要統計數字
(Cont'd) Principal statistics for all establishments in selected detailed industry groupings, 2011

細織行業組別 Detailed industry grouping	機構單位 數目 Number of establishments	就業人數 Number of persons engaged	僱員人數 Number of employees	僱員薪酬 Compensation of employees	營運開支 Operating expenses	業務收益及 其他收入 Business receipts and other income	HK\$ thousand (unless otherwise specified)		盈餘總額 Gross surplus
							固定資產的 買入淨值 Gross additions to fixed assets	增加價值 Value added	
往來香港與珠江三角洲港口的輪船船東及 營運者 Ship owners and operators of vessels moving between Hong Kong and the ports in Pearl River Delta	75	1 769	1 769	480,496	7,007,785	7,926,398	107,995	912,397	438,118
持牌及專營渡輪服務、街渡及非固定航線 港內水上客運服務 Licensed and franchised ferry services, kaito and non-scheduled inland water passenger transport	112	1 328	1 217	246,903	500,663	841,017	-10,358	347,685	93,451
港內水上貨運服務 Inland freight water transport	126	1 036	999	277,042	751,703	1,217,875	3,561	464,718	189,129
貨櫃碼頭及貨運碼頭營運者 Container terminal and marine cargo terminal operators	7	3 498	3 498	1,261,096	3,852,018	9,829,954	544,918	6,388,626	4,716,840
中流作業及貨櫃後勤活動 Mid-stream operation and container back-up activities	270	4 176	4 055	912,340	2,702,510	4,330,518	70,791	1,655,915	715,668
以香港作基地的航空公司及直升機公司 Hong Kong-based airline and helicopter companies	9	21 127	21 127	12,807,560	88,428,297	106,668,269	7,162,441	18,984,765	5,432,413
海外航空公司的駐港辦事處 Local representative offices of overseas airline companies	65	2 143	2 143	751,209	487,460	1,250,796	3,459	763,473	12,127
航空運輸輔助服務活動 Service activities incidental to air transportation	25	12 092	12 092	4,411,224	5,649,467	20,899,186	1,451,765	15,455,895	10,838,494

**11. (續) 二零一一年在選定細繼行業組別內的所有機構單位主要統計數字
(Cont'd) Principal statistics for all establishments in selected detailed industry groupings, 2011**

細繼行業組別 Detailed industry grouping	機構單位 數目 Number of establishments	就業人數 Number of persons engaged	僱員人數 Number of employees	僱員薪酬 Compensation of employees	營運開支 Operating expenses	業務收益及 其他收入 Business receipts and other income	HK\$ thousand (unless otherwise specified)		
							固定資產的 買賣淨值 Gross additions to fixed assets	增加價值 Value added	盈餘總額 Gross surplus
航空及海上貨運代理服務 Air and sea cargo forwarding services	2 798	35 591	35 396	9,912,394	113,529,296	129,420,145	322,826	14,745,265	5,978,455
通用貨倉 General cargo warehouses	344	5 452	5 411	1,008,422	2,137,073	3,891,679	114,886	1,683,092	746,183
國際速遞活動 International courier activities	159	7 909	7 884	2,119,252	18,328,864	20,983,437	158,430	2,569,595	535,321

物流業的統計數字

Statistics on Logistics Sector

香港是世界一流的物流業樞紐，多年來一直擠身世界最繁忙貨櫃港之前列，也是全球最繁忙的國際航空貨運中心。有見及此，政府統計處自過往的《二零零七年運輸及有關服務按年統計調查》報告開始，提供有關物流業業務表現及營運特色的主要統計數字。有關主要統計數字載列於表 A1。

Hong Kong is a world-class logistics hub. For many years, Hong Kong is one of the busiest container ports, and the busiest international air cargo handling centre in the world. In view of this, starting from the previous *Report on 2007 Annual Survey of Transport and Related Services*, key statistics on business performance and operating characteristics of the logistics sector are provided. The key statistics are presented in Table A1.

物流是指籌劃、實施和控制貨物（包括原材料，半製成品和製成品）、服務及相關資訊從來源地至使用地的運送及儲存的過程。因此，物流服務跨越海、陸、空運輸，倉庫及速遞服務的領域。在「香港標準行業分類 2.0 版」內，物流業包括以下服務：

Logistics refers to the process of planning, implementing and controlling the movement and storage of goods (including raw materials, goods in progress and finished goods), services and related information from the point of origin to the point of consumption. Hence, the logistics services span over sea, land and air transport; storage and courier services. Within the Hong Kong Standard Industrial Classification (HSIC) Version 2.0, the logistics sector includes the following services:

<u>行業中類/小類/小分類</u>	<u>Industry group / class / sub-class</u>	<u>香港標準 行業分類 2.0版譯碼 HSIC Version 2.0 code</u>
公路貨運(拖頭除外)	Freight transport by road (excl. tractors)	4927
拖頭拖運服務	Transport by tractors	4928
船務代理及管理人，及海外船公司駐港辦事處	Ship agents and managers, and local representative offices of overseas shipping companies	5011 and 5012

<u>行業中類/小類/小分類</u>	<u>Industry group / class / sub-class</u>	<u>香港標準 行業分類 2.0版譯碼 HSIC Version 2.0 code</u>
遠洋和往來香港與珠江三角洲港口的 貨輪船東及貨輪營運者	Ship owners and operators of sea-going freight vessels and freight vessels moving between Hong Kong and the ports in Pearl River Delta	501302, 501402 and 501502
港內水上貨運服務	Inland freight water transport	5022
貨櫃碼頭及貨運碼頭營運者	Container terminal and marine cargo terminal operators	522201
中流作業，及貨櫃後勤活動	Mid-stream operation and container back-up activities	522202 and 522204
以香港作基地的航空公司及直升機公 司，海外航空公司的駐港辦事處 (貨運)，及其他航空運輸服務	Hong Kong-based airline and helicopter companies, local representative offices of overseas airline companies (freight), and air transport services not elsewhere classified	5101, 510202 and 5109
航空運輸輔助服務活動	Service activities incidental to air transportation	5223
航空及海上貨運代理服務	Air and sea cargo forwarding services	522901 and 522902
包裝及裝箱服務，驗貨、抽樣檢驗及 稱量服務，及船隻經紀	Packing and crating services, cargo inspection, sampling and weighing services, and shipbrokers	522904, 522905 and 522906
貨倉及倉庫服務	Warehousing and storage	521
速遞活動	Courier activities	532
其他物流服務包括陸路運輸中的行李 或貨物提存上落服務，其他水上 運輸輔助服務活動(主要是領航服 務)，陸路貨運代理服務，及其他 雜項運輸輔助活動	Other logistics services including loading and unloading of luggage or freight during land transport, service activities incidental to water transportation not elsewhere classified (mainly pilotage services), land cargo forwarding services, and, other miscellaneous transportation support activities not elsewhere classified	522103, 522299, 522903, and 522999

有效率的物流服務可縮短貨物從供應商運送到客戶的時間，因而減低貨物儲存量及節省成本，有助提高生產力。

Effective logistics services contribute to productivity growth, as the time taken to deliver goods from the suppliers to the customers is shortened and this results in lower inventory levels and cost savings.

業務收益及其他收入

Business receipts and other income

二零一一年物流業的總收益（包括業務收益及其他收入）為 3,494 億元，較二零一零年下跌 5.2%；二零一一年平均每間機構單位的總收益較二零一零年下跌 0.2% 至 2,470 萬元。

The logistics sector's total receipts (comprising business receipts and other income) amounted to \$349.4 billion in 2011, representing a decrease of 5.2% compared with 2010; on a per establishment basis, total receipts decreased by 0.2% compared with 2010 to \$24.7 million in 2011.

營運開支

Operating expenses

二零一一年物流業的營運開支為 2,836 億元，較二零一零年下跌 1.0%；二零一一年平均每間機構單位的營運開支較二零一零年上升 4.2% 至 2,000 萬元。

Operating expenses of the logistics sector amounted to \$283.6 billion in 2011, representing a decrease of 1.0% compared with 2010; on a per establishment basis, operating expenses increased by 4.2% compared with 2010 to \$20.0 million in 2011.

僱員薪酬

Compensation of employees

二零一一年物流業的僱員薪酬為 350 億元，較二零一零年上升 2.1%。二零一一年每名僱員的平均薪酬較二零一零年上升 4.3% 至 28.1 萬元。

Compensation of employees of the logistics sector amounted to \$35.0 billion in 2011, representing an increase of 2.1% compared with 2010. The average compensation of employees per employee increased by 4.3% compared with 2010 to \$281,000 in 2011.

盈餘總額

二零一一年物流業的盈餘總額，即總收益扣除營運開支及僱員薪酬，達 308 億元，較二零一零年下跌 35.5%；平均每間機構單位的盈餘總額由二零一零年的 320 萬元減少至二零一一年的 220 萬元。物流業的盈餘總額佔二零一一年總收益的 8.8%，較二零一零年下跌約 4.1 個百分點。

增加價值

二零一一年物流業的增加價值達 661 億元，較二零一零年下跌 18.8%。二零一一年平均每間機構單位的增加價值較二零一零年下跌 14.5% 至 470 萬元。每名從業員平均帶來的增加價值亦由二零一零年的 59.5 萬元，下跌 17.2% 至二零一一年的 49.3 萬元。

機構單位數目

在二零一一年，從事物流業的機構單位約有 14 200 間。

就業人數

在二零一一年，從事物流業的就業人數約 134 300 人，平均每間機構單位的就業人數為 9.5 人。

Gross surplus

Gross surplus of the logistics sector, which is equal to total receipts less operating expenses and compensation of employees, decreased by 35.5% compared with 2010 to \$30.8 billion in 2011; on a per establishment basis, gross surplus decreased from \$3.2 million in 2010 to \$2.2 million in 2011. Gross surplus accounted for 8.8% of total receipts in 2011, down by about 4.1 percentage points compared with 2010.

Value added

Value added of the logistics sector decreased by 18.8% compared with 2010 to \$66.1 billion in 2011; on a per establishment basis, the value added was \$4.7 million in 2011, which decreased by 14.5% compared with 2010. The average value added brought about by each person engaged also decreased by 17.2% from \$595,000 in 2010 to \$493,000 in 2011.

Number of establishments

In 2011, the logistics sector comprised some 14 200 establishments.

Number of persons engaged

In 2011, the logistics sector engaged about 134 300 persons, or an average of 9.5 persons per establishment.

表A1. 二零一一年物流業的主要統計數字
Table A1. Principal statistics for the logistics sector, 2011

細微行業組別 Detailed industry grouping	HK\$ thousand (unless otherwise specified) 千港元(另有註明除外)									
	機構單位 數目 Number of establishments	就業人數 Number of persons engaged	僱員人數 Number of employees	僱員薪酬 Compensation of employees	營運開支 Operating expenses	業務收益及 其他收入 Business receipts and other income	固定資產的 買實淨值 Gross additions to fixed assets	增加價值 Value added	盈餘總額 Gross surplus	
公路貨運(拖頭除外) Freight transport by road (excl. tractors)	6 343	25 713	18 914	3,226,209	7,760,707	12,635,403	531,387	5,135,051	1,648,487	
拖頭拖運服務 Transport by tractors	2 055	9 961	8 799	1,587,797	4,903,135	7,025,490	193,477	2,166,618	534,558	
船務代理及管理人，及海外船公司駐港辦事處 Ship agents and managers, and local representative offices of overseas shipping companies	246	7 777	7 777	2,990,074	1,800,588	5,849,510	96,122	3,857,266	1,058,848	
遠洋和往來香港與珠江三角洲港口的貨輪船東及貨輪營運者 Ship owners and operators of sea-going freight vessels and freight vessels moving between Hong Kong and the ports in Pearl River Delta	215	4 754	4 754	1,868,911	92,660,538	95,568,029	2,882,742	3,121,439	1,038,579	
港內水上貨運服務 Inland freight water transport	126	1 036	999	277,042	751,703	1,217,875	3,561	464,718	189,129	
貨櫃碼頭及貨運碼頭營運者 Container terminal and marine cargo terminal operators	7	3 498	3 498	1,261,096	3,852,018	9,829,954	544,918	6,388,626	4,716,840	
中流作業，及貨櫃後勤活動 Mid-stream operation and container back-up activities	270	4 176	4 055	912,340	2,702,510	4,330,518	70,791	1,655,915	715,668	
以香港作基地的航空公司及直升機公司，及海外航空公司的駐港辦事處(貨運)，及其他航空運輸服務 ⁽¹⁾ Hong Kong-based airline and helicopter companies, local representative offices of overseas airline companies (freight), and air transport services not elsewhere classified ⁽¹⁾	33	6 013	6 013	3,635,337	24,862,492	30,689,576	3,650,542	6,458,633	2,191,747	

二零一一年物流業的主要統計數字

Table A1. (Cont'd) Principal statistics for the logistics sector, 2011

細微行業組別 Detailed industry grouping	機構單位 Number of establishments		就業人數 Number of persons engaged	僱員人數 Number of employees	僱員薪酬 Compensation of employees	營運開支 Operating expenses	業務收益及其他收入 Business receipts and other income	HK\$ thousand (unless otherwise specified)		
	機構單位 Number of establishments	機構單位 Number of establishments						固定資產的 買實淨值 Gross additions to fixed assets	增加價值 Value added	盈餘總額 Gross surplus
航空運輸輔助服務活動 Service activities incidental to air transportation	25	12 092	12 092	12 092	4,411,224	5,649,467	20,899,186	1,451,765	15,455,895	10,838,494
航空及海上貨運代理服務 Air and sea cargo forwarding services	2 798	35 591	35 591	35 396	9,912,394	113,529,296	129,420,145	322,826	14,745,265	5,978,455
包裝及裝箱服務，驗貨、抽樣檢驗及稱量服務，及船隻經紀 Packing and crating services, cargo inspection, sampling and weighing services, and shipbrokers	93	971	971	946	398,472	716,526	1,287,602	11,126	564,449	172,604
貨倉及倉庫服務 Warehousing and storage	355	6 525	6 525	6 484	1,212,814	2,706,661	4,834,873	125,396	2,059,526	915,399
速遞活動 Courier activities	474	13 028	13 028	12 773	2,614,828	18,843,283	22,024,076	202,072	3,099,166	565,965
其他物流服務 Other logistics services	1 115	3 128	3 128	2 252	686,031	2,842,268	3,779,277	19,161	960,505	250,979
總計 Total	14 154	134 263	134 263	124 753	34,994,569	283,581,192	349,391,513	10,105,886	66,133,074	30,815,752

註釋：(1) 就以香港作基地的航空公司及直升機公司，和其他航空運輸服務而言，除了機構單位數目外，上表的其他統計數字都是按該行業組別內的貨運收入相對於客運收入及貨運收入之和的比例來估算。

Note: (1) For Hong Kong-based airline and helicopter companies as well as air transport services not elsewhere classified, all the above statistics except number of establishments are estimated by prorating the corresponding variable in this industry grouping by the share of freight revenue in the sum of passenger revenue and freight revenue.

二零一一年按行業組別劃分的所有機構單位主要統計數字（折舊及攤銷計算在內）

Principal Statistics for All Establishments by Industry Grouping (incorporating depreciation and amortisation), 2011

由二零一零年統計期開始，政府統計處透過「經濟活動按年統計調查」搜集折舊資料，以優化營運成本統計數字的涵蓋面。而且，由二零一一年統計期開始，攤銷數字連同折舊數字亦開始搜集。本附件提供包含折舊及攤銷資料的按行業組別劃分的所有機構單位的業務表現及營運特色的主要統計數字。二零一一年的主要結果載列於第 49 頁的表 B1。當較長及有可比性的數列備妥後，本處將會發布按年變動百分率。

Starting from the reference year of 2010, the Census and Statistics Department collected data on depreciation through the Annual Survey of Economic Activities (ASEA) with a view to enhancing the coverage of the statistics on operating cost. Furthermore, starting from the reference year of 2011, amortisation data was also collected together with depreciation data. Key statistics on business performance and operating characteristics for all establishments by industry grouping with depreciation and amortisation data incorporated are provided in this Annex. The key findings for 2011 are presented in Table B1 on page 49. Year-on-year percentage changes will be published when a longer and comparable data series is available in future.

二零一一年按行業組別劃分的所有機構單位主要統計數字（折舊及攤銷計算在內）

Table B1. Principal statistics for all establishments by industry grouping (incorporating depreciation and amortisation), 2011

行業組別 Industry grouping	機構單位 數目 Number of establishments	就業人數 Number of persons engaged	僱員人數 Number of employees	僱員薪酬 Compensation of employees	營運開支 ⁽¹⁾ Operating expenses	業務收益及 其他收入 Business receipts and other income	固定資產的 買賣淨值 Gross additions to fixed assets	HKS million (unless otherwise specified)	
								增加價值 Value added	盈餘總額 ⁽¹⁾ Gross surplus
陸路客運 Land passenger transport	12 067	59 020	46 236	10,657.0	23,802.9	41,508.4	3,232.8	23,168.8	7,048.6
陸路貨運 Land freight transport	8 399	35 674	27 713	4,814.0	13,351.0	19,660.9	724.9	7,301.7	1,495.9
陸路運輸輔助服務活動及其他陸路運輸服務 Service activities incidental to land transportation and other land transport services	265	7 221	7 044	1,144.6	2,726.7	6,194.3	37.6	4,312.8	2,323.0
跨境水上運輸 Cross-border water transport	473	14 282	14 282	5,267.8	99,507.9	105,077.7	3,093.4	7,514.4	302.0
港內水上運輸 Inland water transport	238	2 364	2 217	523.9	1,318.8	2,058.9	-6.8	812.4	216.2
水上運輸輔助服務活動 Service activities incidental to water transportation	308	7 948	7 813	2,506.1	8,392.3	15,204.7	616.1	8,605.6	4,306.3
航空運輸及航空運輸輔助服務活動 Air transport and service activities incidental to air transportation	111	35 543	35 543	18,111.2	108,274.0	133,967.3	14,810.1	39,495.1	7,582.2
其他運輸輔助活動 Other transportation support activities	3 920	39 258	38 296	10,663.6	117,206.7	133,649.0	352.7	15,815.6	5,778.7
貨倉及倉庫服務 Warehousing and storage	355	6 525	6 484	1,212.8	2,860.1	4,834.9	125.4	2,059.5	762.0
速遞活動 Courier activities	474	13 028	12 773	2,614.8	19,026.1	22,024.1	202.1	3,099.2	383.1
所有運輸、倉庫及速遞服務組別 All transportation, storage and courier services groupings	26 611	220 863	198 400	57,515.7	396,466.5	484,180.2	23,188.2	112,185.0	30,198.0

註釋：(1) 折舊及攤銷數字已計算在內。 Note: (1) Depreciation and amortisation have been incorporated.

統計調查方法

Survey Methodology

二零一一年經濟活動按年統計調查

2011 Annual Survey of Economic Activities

背景

Background

政府統計處由二零零九年統計期起推行「經濟活動按年統計調查」，結合及取代以往就不同主要經濟行業進行的按年經濟統計調查¹，以達致更協調及流暢的統計調查程序。

The Census and Statistics Department (C&SD) introduced the Annual Survey of Economic Activities (ASEA) starting from the reference year of 2009 as an integrated survey in place of the annual economic surveys¹ on different major economic sectors conducted in past years, with a view to achieving further harmonisation and streamlining of survey processes.

「二零一一年經濟活動按年統計調查」於二零一二年一月至十月期間進行。不同主要經

The 2011 ASEA was conducted during January to October 2012. The survey results in respect

¹ 包括：

- (a) 工業生產按年統計調查 (於 1973 年度首次進行及之後由 1976 至 2008 年度每年進行)
- (b) 屋宇建築、建造及地產業按年統計調查 (於 1979 年度首次進行及之後由 1981 至 2008 年度每年進行)
- (c) 運輸及有關服務按年統計調查 (於 1980 至 2008 年度每年進行)
- (d) 批發、零售、進口與出口貿易、食肆及酒店按年統計調查 (於 1977 年度首次進行及之後由 1979 至 2008 年度每年進行)
- (e) 倉庫業、通訊業、財務業、保險業及商用服務業按年統計調查 (於 1980 年度首次進行及之後由 1982 至 2008 年度每年進行)
- (f) 銀行、接受存款公司、有限牌照銀行及外地銀行代表辦事處按年統計調查 (於 1980 年度首次進行及之後由 1982 至 2008 年度每年進行)

¹ Including :

- (a) Annual Survey of Industrial Production (first conducted for 1973 round and then for each of the years from 1976 to 2008)
- (b) Annual Survey of Building, Construction and Real Estate Sectors (first conducted for 1979 round and then for each of the years from 1981 to 2008)
- (c) Annual Survey of Transport and Related Services (conducted for each of the years from 1980 to 2008)
- (d) Annual Survey of Wholesale, Retail and Import and Export Trades, Restaurants and Hotels (first conducted for 1977 round and then for each of the years from 1979 to 2008)
- (e) Annual Survey of Storage, Communication, Financing, Insurance and Business Services (first conducted for 1980 round and then for each of the years from 1982 to 2008)
- (f) Annual Survey of Banks, Deposit-taking Companies, Restricted Licence Banks and Representative Offices of Foreign Banks (first conducted for 1980 round and then for each of the years from 1982 to 2008)

濟行業的統計調查結果載列在這項統計調查下同一系列有關不同主要經濟行業的報告內。

統計調查目的

「經濟活動按年統計調查」旨在提供統計資料用作量度不同經濟行業的業務表現和營運特色，以及評估它們對本地生產總值的貢獻。統計調查結果對政府及私營機構在制定政策及作出決策方面，十分有用。

有關法例

「經濟活動按年統計調查」是根據《普查及統計條例》（香港法例第 316 章）第三部進行，並已在香港特別行政區政府憲報於二零零九年十一月六日所刊登的二零零九年第 218 號法律公告上宣布作為一項強制性統計調查。條例規定，政府統計處必須對所有搜集得來可分辨個別機構的資料嚴加保密及只作統計用途，日後只發表整體性的資料，而不會顯示個別機構的資料。

行業分類

這項統計調查採用「香港標準行業分類」作抽選樣本、數據搜集及發布統計調查結果。

of different major economic sectors are published in the reports on different major economic sectors of the same series under the survey.

Objectives

The ASEA aims to provide statistical information for gauging the business performance and operating characteristics of different economic sectors and for evaluating their contribution to Hong Kong's Gross Domestic Product. The survey results are useful to both the Government and the private sector in formulating policies and making decisions.

Legislation

The ASEA is conducted under Part III of the Census and Statistics Ordinance (Chapter 316 of the Laws of Hong Kong). It was notified as a mandatory statistical survey in Legal Notice 218 of 2009 in the Government of the HKSAR Gazette of November 6, 2009. The Ordinance stipulates that all collected information which may enable identification of individual establishments should be kept in strict confidence and be used solely for statistical purposes. Only aggregate information, which does not reveal details of individual establishments, will be released.

Classification of industries

The Hong Kong Standard Industrial Classification (HSIC) has been adopted in the

這個行業分類是以聯合國的「國際標準產業分類」為藍本，配合本地情況作出編訂，從而反映本港經濟結構。

政府統計處就「香港標準行業分類」不時予以檢討，以反映香港經濟產業結構的變化和新興經濟活動的出現。「香港標準行業分類 1.1 版」於二零零一年推行，為了使「香港標準行業分類」更能反映本地經濟活動的最新情況，並改善官方統計數字的國際可比性，以便利不同的使用者，「香港標準行業分類」在二零零八年已全面作出修訂。已修訂的「香港標準行業分類」（即「香港標準行業分類 2.0 版」）於二零零八年十月公布。由二零零九年統計期開始，政府統計處已在不同的統計調查相繼採用「香港標準行業分類 2.0 版」。有關修訂「香港標準行業分類」的詳情，讀者可參閱刊載於《香港統計月刊》二零零八年十一月號的「修訂「香港標準行業分類」」的專題文章。

「經濟活動按年統計調查」已於二零零九年統計期起開始使用「香港標準行業分類 2.0 版」，取代過往的按年經濟統計調查所使用的「香港標準行業分類 1.1 版」。為維持「香港標準行業分類 2.0 版」實施前及實施後數據的連貫性和可比性，政府統計處已按「香港標準行業分類 2.0 版」重新編製回溯至二零零五年的統計調查結果。本報告內的行業分類及所有數字均以「香港標準行業

survey for sample selection, data collection and dissemination of survey results. The HSIC is devised by using the United Nations' International Standard Industrial Classification as the framework, with local adaptation to reflect the structure of the Hong Kong economy.

The HSIC is reviewed from time to time to reflect significant changes in the structure of the Hong Kong economy and the emergence of new economic activities. HSIC Version 1.1 was implemented in 2001 and in order to bring HSIC more up-to-date on local economic activities as well as to foster international comparability of official statistics for different users, a full-scale revision exercise was completed in 2008. The revised HSIC, i.e. HSIC Version 2.0, was released in October 2008. HSIC Version 2.0 has been used progressively in different surveys by the C&SD starting from the reference year of 2009. Readers may refer to the feature article "Revision of the Hong Kong Standard Industrial Classification" published in the November 2008 issue of the *Hong Kong Monthly Digest of Statistics* for more details on the revision of HSIC.

HSIC Version 2.0 has been used in ASEA starting from the reference year of 2009, to replace HSIC Version 1.1 used in previous rounds of annual economic surveys. To maintain data continuity and comparability before and after implementation of HSIC Version 2.0, the C&SD has re-compiled survey results dating back to 2005 in accordance with HSIC Version 2.0. The industrial classification

分類 2.0 版」為依據。如有需要，政府統計處可提供回溯至二零零五年度的較闊分類的層面數字。

and all figures given in this report were based on HSIC Version 2.0. Figures at broader levels of classification for earlier years back to 2005 are available from the C&SD upon request.

統計調查範圍

Survey coverage

這項統計調查涵蓋「香港標準行業分類 2.0 版」內下列主要經濟活動的機構單位：

The survey covers establishments engaging in the following major economic activities under HSIC Version 2.0:

- (a) 工業；
- (b) 屋宇建築、建造及地產業；
- (c) 進出口貿易、批發及零售業以及住宿及膳食服務業；
- (d) 運輸、倉庫及速遞服務業；
- (e) 資訊及通訊、金融及保險、專業及商用服務業；以及
- (f) 社會及個人服務業。

- (a) industrial sector;
- (b) building, construction and real estate sectors;
- (c) import/export, wholesale and retail trades, and accommodation and food services sectors;
- (d) transportation, storage and courier services sector;
- (e) information and communications, financing and insurance, professional and business services sectors; and
- (f) social and personal services sectors.

抽樣框及樣本設計

Sampling frame and sample design

這項統計調查中不同經濟行業的抽樣框及樣本設計大致相同。然而，由於一些行業的運作模式較特殊，故就這些經濟活動使用了特設的抽樣框及樣本設計。這章節只詳述本報告所涵蓋的運輸、倉庫及速遞服務業的情況。

The sampling frame and sample design for different economic sectors are generally similar in the survey. Nevertheless, owing to specific trade practices in some cases, customised sampling frame and sample design are adopted for some economic activities. This section provides only the details in respect of the transportation, storage and courier services

運輸、倉庫及速遞服務業的抽樣框主要是根據下列資料編製：

- (i) 政府統計處備存的機構單位記錄庫，此記錄庫根據稅務局商業登記署的資料進行更新；及
- (ii) 運輸署提供的專線公共小型巴士營辦商、持牌渡輪及街渡營辦商，和的士及非專線公共小型巴士車主的記錄。

由於編製有關市區的士、新界的士、大嶼山的士及非專線公共小型巴士的名冊時，是以運輸署的車主記錄作依據，故此這項統計調查包括所有此等運輸行業的車主，不論其車輛是由車主經營或出租予他人經營。此外，由於沒有關於的士及非專線公共小型巴士非車主的經營人士的抽樣框，因此這類人士並不包括在這項統計調查內。至於其他小型運輸活動，例如由沒有商業登記的獨立運輸工人及臨時停車場所進行的活動，亦不包括在此項統計調查內。

運輸、倉庫及速遞服務業的抽樣框是先以行業小分類分層，然後在每個行業小分類分層內，再按機構單位的就業人數劃分成多個行業小分類／就業人數的分層。每個行業小分

sector which is covered by this report.

The sampling frame for the transportation, storage and courier services sector was drawn up mainly based on the following information:

- (i) the Central Register of Establishments maintained by the C&SD and updated by reference to records of the Business Registration Office (BRO) of the Inland Revenue Department; and
- (ii) the records of scheduled public light bus operators, licensed ferry and kaito operators as well as taxi and non-scheduled public light bus owners from the Transport Department.

As the vehicle owner records of the Transport Department were used for compiling the register for urban taxis, New Territories taxis, Lantau taxis and non-scheduled public light buses, the survey included vehicle owners in these transport services irrespective of whether they operated their vehicles or rented them to others. Non-owner operators of taxis and non-scheduled public light buses were excluded because a sampling frame of such operators did not exist. Also excluded from the survey were minor transport activities such as those carried out by individual transport labourers and temporary parking lots with no business registration.

The sampling frame for the transportation, storage and courier services sector was stratified by industry sub-class and, within each industry sub-class, by employment size. The sample size

類／就業人數分層所抽選的樣本規模是依照內曼配置方式，按個別行業小分類估計增加價值的期望精確程度而決定。經隨機選出一間機構單位作開端後，個別機構單位便有系統地以等距方式被抽選。

就增加價值而言，由於僱用較多人數的機構單位一般較為重要，運輸、倉庫及速遞服務業內所有僱用 100 人或以上的機構單位均被抽選參與這項統計調查。

統計期

這項統計調查搜集二零一一年內或由二零一一年一月一日至二零一二年三月三十一日期間任何連續十二個月的資料，視乎個別機構單位的會計慣例而定。至於在上述界定的會計期間開業或停業的機構單位，只會搜集其經營業務期間的數據。

資料搜集

統計調查問卷包括兩部分：主要部分搜集基本資料，而補充部分搜集有關特定課題的較詳細資料。統計調查問卷由二零一二年一月起以郵件及／或電郵方式寄予選定的機構單位，要求他們於二零一二年五月底前交回填

for each industry sub-class / employment size stratum was determined by Neyman's allocation according to a desired level of precision for the estimated value added for individual industry sub-classes. Individual establishments were systematically selected at a uniform interval after an establishment was randomly selected as a start.

Since establishments engaging more persons are in general more important in terms of value added, all establishments engaging 100 or more persons in the transportation, storage and courier services sector were selected to participate in the survey.

Survey reference period

Data collected in the survey referred to the calendar year 2011, or any consecutive 12-month period between 1 January 2011 and 31 March 2012 according to the accounting practice of individual establishments. For establishments which commenced or ceased operation within their respective accounting periods defined above, data collected were for that part of the period during which the establishments were in operation.

Data collection

The survey questionnaire comprised two parts: the main part collected basic data and the supplementary part collected more detailed data on specific topics. Survey questionnaires were sent out by post and / or via electronic mails

妥的問卷，本處職員於二零一二年三月開始以電話聯絡或造訪個別機構單位，協助受訪者填報問卷，或收回填妥的問卷。本處在統計調查的不同階段發出備忘提示函件，促請受訪者及早交回問卷。

starting from January 2012 to the selected establishments requesting them to return completed questionnaires by the end of May 2012. In March 2012, staff of the C&SD started to make telephone contacts with or visit individual establishments to assist respondents in completing questionnaires or to collect completed ones. Reminder letters were issued during different stages of the survey to urge respondents to respond early.

資料處理

填妥交回的問卷，須由統計員詳細審核及電腦確證後才製表。審核程序包括查核填報的資料是否完整無缺、前後一致以及確實可信。如填報的數據含糊或前後不一致，則致電或造訪有關機構單位進行查證。錯誤填報的數據會盡可能根據有關機構單位其後提供的資料作出更正。

Data processing

Completed questionnaires received were subject to thorough checking by statistical staff and detailed computer-based validation checks before tabulation. Such checking covered completeness of entries, consistency among data items and credibility of reported data. Where there seemed to be dubious entries or inconsistencies in the reported data, clarification was made with respondents by telephone or field verification visits. Reporting errors were rectified with information provided by respondents as far as possible.

點算結果

「二零一一年經濟活動按年統計調查」一共從運輸、倉庫及速遞服務業中選出約 1 660 間機構單位作訪問。截至二零一二年十月底，填妥及交回問卷的機構單位約有 1 310 間。從選出的機構單位中扣除在統計調查點算期間無法追尋的機構單位，或在統計期內從未經營或不屬於本報告所涵蓋行業範圍內的機構單位後，在該統計調查中與前述行業有關的回應率為 87%。根據「二零一一年經濟活動按年統計調查」的結果，於統計期

Enumeration results

Some 1 660 establishments in the transportation, storage and courier services sector were selected for enumeration in the 2011 ASEA. By the end of October 2012, some 1 310 establishments had returned completed questionnaires. Excluding those selected establishments which were untraceable during the survey enumeration period, or were found to have never operated during the survey reference period or to have fallen outside the scope of the sector covered in

間在運輸、倉庫及速遞服務業內經營的機構單位總數估計約為 26 600 間。

this report, the response rate of the survey pertaining to the aforementioned sector was 87%. According to the results of the 2011 ASEA, the total number of establishments which operated in the transportation, storage and courier services sector during the survey reference period was estimated to be about 26 600.

行業分類

Industrial Classification

<u>行業中類/小類/小分類</u>	<u>Industry group / class / sub-class</u>	<u>香港標準 行業分類 2.0版譯碼⁽¹⁾ HSIC Version 2.0 code⁽¹⁾</u>
<u>陸路客運</u>	<u>Land passenger transport</u>	491 and 4921-4926
鐵路及纜索運輸	Railway and cable transport	491
公共巴士服務	Public bus services	4921
的士服務	Taxi services	4922
非專線公共小型巴士服務	Non-scheduled public light bus services	4923
專線公共小型巴士服務	Scheduled public light bus services	4924
校車服務	School bus services	4925
配備司機的載客車輛出租服務	Rental of passenger vehicles with drivers	4926
<u>陸路貨運</u>	<u>Land freight transport</u>	4927 and 4928
公路貨運(拖頭除外)	Freight transport by road (excl. tractors)	4927
拖頭拖運服務	Transport by tractors	4928
<u>陸路運輸輔助服務活動及其他陸路運輸服務</u>	<u>Service activities incidental to land transportation and other land transport services</u>	5221 and 499
停車場服務	Car park operation	522101
汽車隧道、橋樑及高速公路營運者	Vehicular tunnel, bridge and highway operators	522102
陸路運輸中的行李或貨物提存上落服務	Loading and unloading of luggage or freight during land transport	522103
其他陸路運輸輔助服務活動	Service activities incidental to land transportation not elsewhere classified	522199
其他陸路運輸服務	Other land transport services	499

註釋: (1) 有關香港標準行業分類的描述，請參閱第51頁。

Note: (1) Please refer to page 51 for the description of HSIC.

附錄乙（續）

Appendix B (cont'd)

<u>行業中類/小類/小分類</u>	<u>Industry group / class / sub-class</u>	<u>香港標準 行業分類 2.0版譯碼 HSIC Version 2.0 code</u>
<u>跨境水上運輸</u>	<u>Cross-border water transport</u>	501
船務代理及管理人	Ship agents and managers	5011
海外船公司駐港辦事處	Local representative offices of overseas shipping companies	5012
作客運服務的遠洋輪船船東	Ship owners of sea-going vessels for passenger transport	501301
作貨運服務的遠洋輪船船東	Ship owners of sea-going vessels for freight transport	501302
遠洋客輪營運者	Operators of sea-going vessels for passenger transport	501401
遠洋貨輪營運者	Operators of sea-going vessels for freight transport	501402
往來香港與珠江三角洲港口的客輪船東及營運者	Ship owners and operators of passenger vessels moving between Hong Kong and the ports in Pearl River Delta	501501
往來香港與珠江三角洲港口的貨輪船東及營運者	Ship owners and operators of freight vessels moving between Hong Kong and the ports in Pearl River Delta	501502
<u>港內水上運輸</u>	<u>Inland water transport</u>	502
持牌及專營渡輪服務	Licensed and franchised ferry services	502101
街渡及非固定航線港內水上客運服務	Kaito and non-scheduled inland water passenger transport	502199
港內水上貨運服務	Inland freight water transport	5022

附錄乙（續）

Appendix B (cont'd)

<u>行業中類/小類/小分類</u>	<u>Industry group / class / sub-class</u>	<u>香港標準 行業分類 2.0版譯碼 HSIC Version 2.0 code</u>
<u>水上運輸輔助服務活動</u>	<u>Service activities incidental to water transportation</u>	5222
貨櫃碼頭及貨運碼頭營運者	Container terminal and marine cargo terminal operators	522201
中流作業	Mid-stream operation	522202
港口設施營運者(貨櫃及貨運碼頭除外)	Port facilities operators (except container and marine cargo terminals)	522203
貨櫃後勤活動	Container back-up activities	522204
其他水上運輸輔助服務活動	Service activities incidental to water transportation not elsewhere classified	522299
<u>航空運輸及航空運輸輔助服務活動</u>	<u>Air transport and service activities incidental to air transportation</u>	510 and 5223
以香港作基地的航空公司及直升機公司	Hong Kong-based airline and helicopter companies	5101
海外航空公司的駐港辦事處(客運)	Local representative offices of overseas airline companies (passenger)	510201
海外航空公司的駐港辦事處(貨運)	Local representative offices of overseas airline companies (freight)	510202
其他航空運輸服務	Air transport services not elsewhere classified	5109
航空運輸輔助服務活動	Service activities incidental to air transportation	5223

附錄乙（續）

Appendix B (cont'd)

<u>行業中類/小類/小分類</u>	<u>Industry group / class / sub-class</u>	<u>香港標準 行業分類 2.0版譯碼 HSIC Version 2.0 code</u>
<u>其他運輸輔助活動</u>	<u>Other transportation support activities</u>	5229
航空貨運代理服務	Air cargo forwarding services	522901
海上貨運代理服務	Sea cargo forwarding services	522902
陸路貨運代理服務	Land cargo forwarding services	522903
包裝及裝箱服務	Packing and crating services	522904
驗貨、抽樣檢驗及稱量服務	Cargo inspection, sampling and weighing services	522905
船隻經紀	Shipbrokers	522906
其他雜項運輸輔助活動	Other miscellaneous transportation support activities not elsewhere classified	522999
<u>貨倉及倉庫服務</u>	<u>Warehousing and storage</u>	521
冷藏庫	Cold storage	5211
通用貨倉	General cargo warehouses	5212
<u>速遞活動</u>	<u>Courier activities</u>	532
國際速遞活動	International courier activities	5321
本地速遞活動	Local courier activities	5322

用語及定義

Terms and Definitions

機構單位

一間機構單位原則上是指在單一擁有權或控制權下，在單一地點從事一種或主要從事一種經濟活動的經濟單位。倘在同一管理下的不同活動或在不同地點進行的活動其有關的個別數字並不齊備，則合併的資料亦予接納。在這情況下，該填報單位視為一間機構單位。

就業人數

等於 在職東主、在職合夥人及無酬家屬幫工人數
加 僱員人數

就業人數不包括只參與會議而獲得袍金的非在職董事。

僱員薪酬

等於 工資及薪金（包括以股份為基礎的支出）
加 僱員實質利益費用及僱主為僱員提供的社會保障費用

工資及薪金包括底薪、佣金、超時工作津貼、花紅及獎金、代通知金、停職及遣散費、長期服務金，以及所有現金津貼例如生活津貼、房屋津貼和交通津貼。

Establishment

An establishment is ideally an economic unit which engages, under a single ownership or control, in one or predominantly one kind of economic activity at a single physical location. Where separate figures relating to different activities or different locations under the same management are not available, a combined return is accepted and in this case, the reporting unit is treated as an establishment.

Number of persons engaged

equals number of working proprietors, active partners and unpaid family workers
plus number of employees

Number of persons engaged excludes non-working directors who are paid solely for their attendance at meetings.

Compensation of employees

equals wages and salaries (including share-based payments)
plus payments in kind and employer's social security expenditure

Wages and salaries include basic wages and salaries, commissions, overtime allowances, bonuses and gratuities, wages in lieu of notice, severance and termination payment, long service payment, and all cash allowances such as cost of living allowance, housing allowance and

僱員實質利益費用指僱主為僱員提供的利益，免費或廉價供給僱員住屋、膳食、交通及其他物品與服務而承擔的費用。

僱主為僱員提供的社會保障費用包括由僱主支付公積金及退休金的供款，例如強制性公積金計劃，僱員補償保險費（或稱勞工保險費），僱員因工作受傷或患上職業病的補償，醫療支出及醫療保險費。

僱員薪酬亦包括付予非在職董事參與會議的袍金但不包括按僱員補償保險所得的補償金額。

營運開支

等於 土地及樓宇的租金、差餉及地租

加 利息支付

加 保險費及銀行收取的費用（亦包括支付給電子貨幣卡及信用卡機構的佣金／服務費）

加 維修保養

加 日常經營所需用品（亦包括購買作自用的電腦硬件及周邊設備）

加 燃料

transport allowance.

Payments in kind refer to the net cost to the employer in providing housing, food, transport and other goods and services to employees free of charge or at markedly reduced prices.

Employer's social security expenditure includes the employer's share in the contributions to provident funds and retirement funds such as Mandatory Provident Fund schemes, premiums for employees' compensation insurance, compensatory payment for injury or occupational diseases, medical expenses and medical insurance premiums.

Compensation of employees also includes director fees to non-working directors for attending meetings but excludes insurance claims from employees' compensation insurance.

Operating expenses

equals rent, rates and government rent for land and buildings

plus interest payments

plus insurance premiums and bank charges (also including commission / service charges paid to electronic money card and credit card issuers)

plus repair and maintenance

plus materials and supplies used in business (also including purchase of computer hardware and peripherals for own use)

plus fuels

附錄丙（續）

Appendix C (cont'd)

加	水費及電費	plus	water and electricity
加	運費及其他運輸判工費（亦包括郵費及速遞服務費、存倉費、及旅行團費用和出售機票、船票、火車及巴士票的成本）	plus	freight charges and cost of transport contract work (also including postal and courier service expenses, storage expenses as well as tours cost and cost of airline, vessel, train and bus tickets sold)
加	運輸工具租用費	plus	charter hire of transport equipment
加	代理費、佣金及經紀費（不包括支付給電子貨幣卡及信用卡機構的佣金／服務費）	plus	agency fees, commissions and brokerage fees (not including commission / service charges paid to electronic money card and credit card issuers)
加	外聘工支出	plus	payments to outworkers
加	行車隧道、橋樑及幹線使用費、港口服務費、飛機著陸及停泊開支（亦包括泊車費用和入閘費）	plus	tunnel, bridge and link toll payable, charges for port services, aircraft landing and parking expenses (also including vehicles parking fees and gate charges)
加	專業服務費（包括會計、核數及法律費用、其他專業服務費用、及購買作自用的現成／度身訂造電腦程式、軟件及資料庫）	plus	professional service fees (including accounting, audit fee and legal fees, other professional services fees as well as purchase of pre-packaged/customised computer programs, software and databases for own use)
加	支援服務費（包括租用機械及設備服務費、清潔費、洗滌服務費、招聘和保安服務支出）	plus	support service fees (including service fees for loan of machinery and equipment, cleaning expenses, laundry service expenses, recruitment and security service expenses)
加	其他營運開支（例如物業／建築物管理費，報紙／雜誌及通訊開支，支付給相關公司的行政費，經營在本港以外代表辦事處的開支，廣告或推廣費，應酬支出，員工培訓費用及牌照費等）	plus	other operating expenses (such as property/building management fees, newspaper / magazines and communications expenses, administration charges paid to related companies, expenses in maintaining representative offices outside Hong Kong, advertisement or promotion expenses, entertainment expenses, staff

training expenses and licence fees, etc)

營運開支不包括撥備、出售固定資產的收益／虧損、枯帳、罰款、撇帳、捐款、保險墊底費／自負金額及折舊、攤銷和稅款。

Operating expenses do not include provision, gain/loss on disposal of fixed assets, bad debts, penalty, write-off, donations to charities, insurance excesses as well as depreciation, amortisation and taxation payments.

業務收益及其他收入

Business receipts and other income

等於 客運收入
 加 貨運收入
 加 出租運輸工具收入

 加 其他業務收益
 加 房屋地產的租金或分租收入

 加 其他收入

equals passenger revenue
 plus freight revenue
 plus rental for charter hire of transport equipment

 plus other business receipts
 plus rental income from letting/subletting land and premises
 plus income from other sources

業務收益及其他收入不包括任何保險補償所得的金額、出售固定資產的收益／虧損，和投資證券、投資期貨及燃料對沖的收益／虧損。

Business receipts and other income do not include insurance claims, gain/loss on disposal of fixed assets, gain/loss on trading securities as well as investments on futures and fuel hedging.

固定資產的買賣淨值

Gross additions to fixed assets

等於 添置的固定資產
 減 出售固定資產的收入

equals acquisition of fixed assets
 less proceeds from sales of fixed assets

增加價值

Value added

增加價值的計算，是以一個行業的生產總額扣除在生產中所耗用的貨物和服務的價值，所以增加價值是一項免除重複計算的行業產值指標。本報告所載列的增加價值統計數字是根據「經濟活動按年統計調查」所搜集的數據直接編製，這與本地生產總值框架下發布的增加價值統計數字大致相若，但在編製

Value added is an unduplicated measure of an industry's output in which the values of the goods and services used in production are eliminated from the gross value of output. Compiled directly from data collected in the Annual Survey of Economic Activities (ASEA), the value added statistics presented in this report

後者的統計數字時會進一步根據國民經濟核算的方法作出若干的調整，而用作調整的數據則來自「經濟活動按年統計調查」以外的資料來源。使用「經濟活動按年統計調查」的數據直接編製增加價值統計數字的好處，是可提供更詳細的行業分項數字。在計算上，本報告內的**增加價值**

等於 業務收益及其他收入
 減 其他收入
 減 營運開支
 加 利息支付
 加 外聘工支出

盈餘總額

等於 業務收益及其他收入
 減 僱員薪酬
 減 營運開支

are broadly similar to the value added statistics published under the Gross Domestic Product framework, except that some adjustments (based on data from sources other than the ASEA) are further made to the latter in accordance with a number of national accounting conventions. The advantage of compiling value added statistics directly from data collected in the ASEA is that more refined industry breakdowns are available. Computationally, **value added** in this report

equals business receipts and other income
 less income from other sources
 less operating expenses
 plus interest payments
 plus payments to outworkers

Gross surplus

equals business receipts and other income
 less compensation of employees
 less operating expenses

刊載其他常用的運輸、倉庫及速遞服務業統計數字的其他政府刊物一覽表

**List of Other Government Publications Containing Other Commonly Used Statistics
Relating to the Transportation, Storage and Courier Services Sector**

<u>統計數字/刊物名稱</u>	<u>刊物周期</u>	<u>Statistics / title of publication</u>	<u>Frequency</u>
甲. 主要統計數字		A. Principal statistics	
業務收益及其他收入		Business receipts and other income	
服務業統計摘要	年刊	Statistical Digest of the Services Sector	Annual
服務行業按季業務收益指數	季刊	Quarterly Business Receipts Indices for Service Industries	Quarterly
僱員薪酬		Compensation of employees	
本地生產總值	年刊	Gross Domestic Product	Annual
收入及工時按年統計調查報告	年刊	Report on Annual Earnings and Hours Survey	Annual
經理級與專業僱員薪金及僱員福利統計報告 (高層管理人員除外)	年刊	Report of Salaries and Employee Benefits Statistics : Managerial and Professional Employees (Excluding Top Management)	Annual
工資及薪金總額按季統計報告	季刊	Quarterly Report of Wage and Payroll Statistics	Quarterly
機構單位數目		Number of establishments	
服務業統計摘要	年刊	Statistical Digest of the Services Sector	Annual
就業及空缺按季統計報告	季刊	Quarterly Report of Employment and Vacancies Statistics	Quarterly
就業人數		Number of persons engaged	
物流貨運業人力調查報告	雙年刊	Manpower Survey Report of the Transport Logistics Industry	Biennial
收入及工時按年統計調查報告	年刊	Report on Annual Earnings and Hours Survey	Annual
就業及空缺按季統計報告	季刊	Quarterly Report of Employment and Vacancies Statistics	Quarterly
綜合住戶統計調查按季統計報告	季刊	Quarterly Report on General Household Survey	Quarterly
增加價值		Value added	
本地生產總值	年刊	Gross Domestic Product	Annual
服務業統計摘要	年刊	Statistical Digest of the Services Sector	Annual
乙. 其他有關統計數字		B. Other related statistics	
進出香港飛機、船隻、車輛及火車		Inward and outward movements of aircraft, vessels, motor vehicles and trains	

<u>統計數字/刊物名稱</u>	<u>刊物周期</u>	<u>Statistics / title of publication</u>	<u>Frequency</u>
民航處年報	年刊	Civil Aviation Department Annual Report	Annual
香港統計年刊	年刊	Hong Kong Annual Digest of Statistics	Annual
香港年報	年刊	Hong Kong Yearbook	Annual
服務業統計摘要	年刊	Statistical Digest of the Services Sector	Annual
香港統計月刊	月刊	Hong Kong Monthly Digest of Statistics	Monthly
交通運輸資料月報	月刊	Monthly Traffic and Transport Digest	Monthly
按船舶類型劃分進出香港的 遠洋輪船數字		Inward and outward movements of ocean vessels by ship type	
統計年報	年刊	Annual Statistical Tables	Annual
香港統計年刊	年刊	Hong Kong Annual Digest of Statistics	Annual
按船舶類型劃分進出香港的 內河船隻數字		Inward and outward movements of river vessels by ship type	
統計年報	年刊	Annual Statistical Tables	Annual
進出香港貨物		Inward and outward movements of cargo	
民航處年報	年刊	Civil Aviation Department Annual Report	Annual
香港統計年刊	年刊	Hong Kong Annual Digest of Statistics	Annual
香港年報	年刊	Hong Kong Yearbook	Annual
服務業統計摘要	年刊	Statistical Digest of the Services Sector	Annual
香港統計月刊	月刊	Hong Kong Monthly Digest of Statistics	Monthly
抵港及離港船隻的淨註冊噸位		Net registered tonnage of vessels arrivals and departures	
統計年報	年刊	Annual Statistical Tables	Annual
香港統計年刊	年刊	Hong Kong Annual Digest of Statistics	Annual
香港統計月刊	月刊	Hong Kong Monthly Digest of Statistics	Monthly
香港註冊船舶的淨噸位數字		Net tonnage of ships registered in Hong Kong	
統計年報	年刊	Annual Statistical Tables	Annual
服務業統計摘要	年刊	Statistical Digest of the Services Sector	Annual
抵港及離港人數		Passenger arrivals and departures	
香港統計年刊	年刊	Hong Kong Annual Digest of Statistics	Annual
服務業統計摘要	年刊	Statistical Digest of the Services Sector	Annual
香港統計月刊	月刊	Hong Kong Monthly Digest of Statistics	Monthly
櫃吞吐		Container throughput	
統計年報	年刊	Annual Statistical Tables	Annual
香港統計年刊	年刊	Hong Kong Annual Digest of Statistics	Annual
香港年報	年刊	Hong Kong Yearbook	Annual

<u>統計數字/刊物名稱</u>	<u>刊物周期</u>	<u>Statistics / title of publication</u>	<u>Frequency</u>
服務業統計摘要	年刊	Statistical Digest of the Services Sector	Annual
香港統計月刊	月刊	Hong Kong Monthly Digest of Statistics	Monthly
港口及貨物統計數字		Port and cargo statistics	
香港船務統計	季刊	Hong Kong Shipping Statistics	Quarterly
船務統計數字		Shipping statistics	
香港船務統計	季刊	Hong Kong Shipping Statistics	Quarterly
公共交通		Public transport	
- 按交通工具計算的平均每日 乘客人次		- Average daily number of passenger journeys by mode of transport	
香港年報	年刊	Hong Kong Yearbook	Annual
服務業統計摘要	年刊	Statistical Digest of the Services Sector	Annual
交通運輸資料月報	月刊	Monthly Traffic and Transport Digest	Monthly
- 按營辦商劃分的乘客人次		- Passenger journeys by operator	
香港統計年刊	年刊	Hong Kong Annual Digest of Statistics	Annual
香港統計月刊	月刊	Hong Kong Monthly Digest of Statistics	Monthly
交通運輸資料月報	月刊	Monthly Traffic and Transport Digest	Monthly
車輛數目		Number of motor vehicles	
香港統計年刊	年刊	Hong Kong Annual Digest of Statistics	Annual
香港年報	年刊	Hong Kong Yearbook	Annual
服務業統計摘要	年刊	Statistical Digest of the Services Sector	Annual
香港統計月刊	月刊	Hong Kong Monthly Digest of Statistics	Monthly
交通運輸資料月報	月刊	Monthly Traffic and Transport Digest	Monthly
隧道汽車流量、青嶼幹線汽車 流量及汽車渡輪服務		Vehicular traffic through tunnels, Lantau link and vehicular ferry services	
香港統計年刊	年刊	Hong Kong Annual Digest of Statistics	Annual
香港統計月刊	月刊	Hong Kong Monthly Digest of Statistics	Monthly
交通運輸資料月報	月刊	Monthly Traffic and Transport Digest	Monthly
公共道路長度		Length of public roads	
香港統計年刊	年刊	Hong Kong Annual Digest of Statistics	Annual
服務業統計摘要	年刊	Statistical Digest of the Services Sector	Annual
職位空缺數目		Number of vacancies	
就業及空缺按季統計報告	季刊	Quarterly Report of Employment and Vacancies Statistics	Quarterly
郵遞服務統計數字		Statistics on postal services	
香港統計年刊	年刊	Hong Kong Annual Digest of Statistics	Annual
香港郵政年報	年刊	Hongkong Post Annual Report	Annual

<u>統計數字/刊物名稱</u>	<u>刊物周期</u>	<u>Statistics / title of publication</u>	<u>Frequency</u>
香港統計月刊	月刊	Hong Kong Monthly Digest of Statistics	Monthly
<p>註釋：以上刊物均由政府統計處編製，下列刊物則除外：</p> <p>(a) 統計年報 (海事處)，</p> <p>(b) 民航處年報 (民航處)，</p> <p>(c) 香港郵政年報 (香港郵政)，</p> <p>(d) 香港年報 (政府新聞處)，</p> <p>(e) 物流貨運業人力調查報告 (職業訓練局)，及</p> <p>(f) 交通運輸資料月報 (運輸署)。</p>		<p>Notes: The above publications are published by the C&SD, except:</p> <p>(a) Annual Statistical Tables (Marine Department),</p> <p>(b) Civil Aviation Department Annual Report (Civil Aviation Department),</p> <p>(c) Hongkong Post Annual Report (Hongkong Post),</p> <p>(d) Hong Kong Yearbook (Information Services Department),</p> <p>(e) Manpower Survey Report of the Transport Logistics Industry (Vocational Training Council), and</p> <p>(f) Monthly Traffic and Transport Digest (Transport Department).</p>	

獲取政府統計處刊物及其他統計產品的方法 Means of Obtaining Publications and Other Statistical Products of the Census and Statistics Department

網站

用戶可以在政府統計處網站 (www.censtatd.gov.hk/hkstat/srh/index_tc.jsp) 免費下載統計刊物。

刊物出版組

市民可親臨政府統計處刊物出版組購買刊物的印刷版和唯讀光碟產品，並即時提取。該組並設有閱讀區，陳列政府統計處各類刊物的最新期號，供讀者查閱。閱讀區也備有統計處編製的宣傳／教育單張和小冊子，歡迎索閱。

刊物出版組的地址是：

香港灣仔港灣道 12 號

灣仔政府大樓 19 樓

電話：(852) 2582 3025

圖文傳真：(852) 2827 1708

郵購服務

政府統計處部分刊物備有印刷版，於政府新聞處的政府書店網站 (www.bookstore.gov.hk) 有售。市民亦可在政府統計處網站 (www.censtatd.gov.hk/service_desk/list/mail/index_tc.jsp) 下載郵購表格，並將填妥的郵購表格，連同所需費用的支票或匯票寄回辦理。

Website

Users may download statistical publications free of charge from the website of the Census and Statistics Department (www.censtatd.gov.hk/hkstat/srh/index.jsp).

Publications Unit

Print versions of publications and CD-ROM products are available for purchase and collection on the spot at the Publications Unit of the Census and Statistics Department. The Unit also provides a reading area where users may browse through the latest issue of various publications of the Department on display. Publicity/educational leaflets and pamphlets of the Department are also available for collection.

The address of the Publications Unit is :

19/F, Wanchai Tower,

12 Harbour Road, Wan Chai, Hong Kong.

Tel. : (852) 2582 3025

Fax : (852) 2827 1708

Mail order service

Some publications of the Census and Statistics Department are available in print versions and are offered for sale online at the Government Bookstore of the Information Services Department (www.bookstore.gov.hk). A mail order form for ordering print versions of publications is also available for downloading on the website of the Department (www.censtatd.gov.hk/service_desk/list/mail/index.jsp). Completed form should be sent back together with a cheque or bank draft covering all necessary cost.

用戶可以在政府統計處網站 (www.censtatd.gov.hk/hkstat/srh/index_tc.jsp)
免費下載統計刊物。

Users may download statistical publications free of charge at the website of the Census and
Statistics Department (www.censtatd.gov.hk/hkstat/srh/index.jsp).