

2012 年
運輸、倉庫及速遞服務業的業務
表現及營運特色的主要統計數字

Key Statistics on
Business Performance and Operating Characteristics of
the Transportation, Storage and
Courier Services Sector in 2012



香港特別行政區 政府統計處
Census and Statistics Department
Hong Kong Special Administrative Region

2012 年
運輸、倉庫及速遞服務業的
業務表現及營運特色的主要統計數字

Key Statistics on
Business Performance and Operating Characteristics of
the Transportation, Storage and
Courier Services Sector in 2012

有關本刊物的查詢，請聯絡：

政府統計處 物流及生產者價格統計組

地址：香港新界葵芳興芳路223號新都會廣場1座11樓

電話：(852) 2802 1273 圖文傳真：(852) 2123 1048

電郵：transport@censtatd.gov.hk

Enquiries about this publication can be directed to:

Logistics and Producer Prices Statistics Section

Census and Statistics Department

Address: 11/F, Metroplaza Tower 1, 223 Hing Fong Road,
Kwai Fong, New Territories, Hong Kong.

Tel.: (852) 2802 1273 Fax: (852) 2123 1048

E-mail: transport@censtatd.gov.hk

政府統計處網站 Website of the Census and Statistics Department

www.censtatd.gov.hk

2013 年 12 月出版

Published in December 2013

本刊物只備有下載版

This publication is available in download version only

| | | 頁數 Page |
|--|---|------------|
| 緒言 | Introduction | 1 |
| 概要 | Highlights | 3 |
| 統計圖表 | Statistical Tables and Charts | 7 |
| 1. 2010至2012年按行業組別劃分的所有機構單位主要統計數字 | Principal statistics for all establishments by industry grouping, 2010-2012 | 9 |
| 2. 2012年按行業組別及就業人數劃分的所有機構單位主要統計數字 | Principal statistics for all establishments by industry grouping and number of persons engaged, 2012 | 12 |
| 3. 2012年按行業組別及擁有權類別劃分的所有機構單位主要統計數字 | Principal statistics for all establishments by industry grouping and type of ownership, 2012 | 16 |
| 4. 2012年按行業組別和業務收益及其他收入劃分的所有機構單位主要統計數字 | Principal statistics for all establishments by industry grouping and business receipts and other income, 2012 | 20 |
| 5. 2012年按行業組別及增加價值劃分的所有機構單位主要統計數字 | Principal statistics for all establishments by industry grouping and value added, 2012 | 24 |
| 6. 2010至2012年按行業組別劃分的所有機構單位的選定主要統計項目相對業務收益及其他收入的比率 | Ratios of selected principal statistics items to business receipts and other income for all establishments by industry grouping, 2010 to 2012 | 28 |
| 7. 2012年按行業組別劃分的所有機構單位詳細統計數字 | Detailed statistics for all establishments by industry grouping, 2012 | 29 |
| 8. 2012年按行業組別劃分的選定主要統計數字的相對標準誤差及置信區間 | Relative standard errors and confidence intervals of selected principal statistics by industry grouping, 2012 | 35 |
| 9. 2012年按行業組別劃分的增加價值和業務收益及其他收入百分比(圖) | Percentage shares of industry groupings in terms of value added and business receipts and other income, 2012 (chart) | 37 |
| 10. 2011及2012年按行業組別劃分的增加價值及盈餘總額(圖) | Value added and gross surplus by industry grouping, 2011-2012 (chart) | 38 |
| 11. 2012年在選定細緻行業組別內的所有機構單位主要統計數字 | Principal statistics for all establishments in selected detailed industry groupings, 2012 | 39 |

附件

1. 物流業的統計數字
2. 2012年按行業組別劃分的所有機構單位主要統計數字 (折舊及攤銷計算在內)

附錄

- 甲. 統計調查方法
- 乙. 行業分類
- 丙. 用語及定義
- 丁. 刊載其他常用的運輸、倉庫及速遞服務業統計數字的其他政府刊物一覽表

獲取政府統計處刊物的方法**Annex**

1. Statistics on Logistics Sector 42
2. Principal Statistics for All Establishments by Industry Grouping (incorporating depreciation and amortisation), 2012 48

Appendices

- A. Survey Methodology 50
- B. Industrial Classification 57
- C. Terms and Definitions 61
- D. List of Other Government Publications Containing Other Commonly Used Statistics Relating to the Transportation, Storage and Courier Services Sector 66

Means of Obtaining Publications of the Census and Statistics Department

71

緒言

本報告載列 2012 年有關運輸、倉庫及速遞服務業的業務表現及營運特色的統計資料。本報告內的統計資料是根據「2012 年經濟活動按年統計調查」的結果而編製。有關該統計調查方法的細節刊載於附錄甲。有關本報告所涵蓋的行業分類詳情，請參考附錄乙。本報告所涉及的用語及定義載於附錄丙。

本報告只包括有關運輸、倉庫及速遞服務業較常用的統計表。如欲查詢其他有關的統計資料，請聯絡：

政府統計處
新都會廣場分處
物流及生產者價格統計組
香港新界葵芳興芳路223號
新都會廣場1座11樓
電話：(852) 2802 1273
圖文傳真：(852) 2123 1048
電郵：transport@censtatd.gov.hk

Introduction

This report presents the statistical information on business performance and operating characteristics of the transportation, storage and courier services sector in 2012. The statistical information presented in this report was compiled from the results of 2012 Annual Survey of Economic Activities (ASEA). Details of the survey methodology are given at Appendix A. For details of the classification of industries covered in this report, please refer to Appendix B. The terms and definitions used in this report are given in Appendix C.

This report includes only the more frequently used statistical tables in relation to the transportation, storage and courier services sector. For enquiries on other related statistics, please contact:

Logistics and Producer Prices Statistics Section
Census and Statistics Department
Metroplaza Sub-office
11/F, Metroplaza Tower 1,
223 Hing Fong Road, Kwai Fong,
New Territories, Hong Kong.
Tel.: (852) 2802 1273
Fax: (852) 2123 1048
E-mail: transport@censtatd.gov.hk

附錄丁列出載有關與運輸、倉庫及速遞服務業的其他統計數字的其他政府刊物名稱，以便有興趣獲取更多有關這些行業的統計資料的讀者參考。但其他有關刊物所刊載的統計數字未必可與本報告內的統計數字作嚴格比較，因為它們在統計範圍、定義、分類及統計調查方法方面可能有差異。讀者應仔細參考各刊物所附的註釋及備註。

鑑於物流服務在運輸、倉庫及速遞服務業內佔重要一環，有關物流業在 2012 年的業務表現及營運特色的主要統計數字另載於附件 1，以供參考。

折舊數字由 2010 年統計期開始搜集，以優化營運成本統計數字的涵蓋面。而且，由 2011 年統計期開始，攤銷數字連同折舊數字亦開始搜集。包含這些數字在內的主要統計數字，另載於附件 2，以供參考。除另有註明外，本報告書內的所有統計數字，於編製時並**不包括**折舊及攤銷。

For readers who are interested in more statistical information about the transportation, storage and courier services sector, a list of other relevant statistics relating to these industries which are available in other government publications is given in Appendix D for reference. However, statistics contained in such publications may not be strictly comparable with those published in this report, as there may be differences in coverage, definitions, classifications and survey methodology. Careful reference should be made to the explanatory notes and remarks in the respective publications.

As logistics services constitute an important segment within the transportation, storage and courier services sector, key statistics on the business performance and operating characteristics of the logistics sector in 2012 are separately presented in Annex 1 for reference.

Starting from the reference year of 2010, depreciation data were collected with a view to enhancing the coverage of the statistics on operating cost. Furthermore, starting from the reference year of 2011, amortisation data was also collected together with depreciation data. Key statistics incorporating such data in the calculation are separately presented in Annex 2 for reference. Unless otherwise specified, all the statistics in this report are compiled **excluding** depreciation and amortisation.

運輸、倉庫及速遞服務業

Transportation, Storage and Courier Services Sector

業務收益及其他收入

Business receipts and other income

2012 年運輸、倉庫及速遞服務業的總收益（包括業務收益及其他收入）為 4,860 億元，較 2011 年上升 0.4%；2012 年平均每間機構單位的總收益較 2011 年上升 1.5% 至 1,850 萬元。

The transportation, storage and courier services sector's total receipts (comprising business receipts and other income) amounted to \$486.0 billion in 2012, representing an increase of 0.4% compared with 2011; on a per establishment basis, total receipts increased by 1.5% over 2011 to \$18.5 million in 2012.

營運開支

Operating expenses

2012 年運輸、倉庫及速遞服務業的營運開支為 3,735 億元，較 2011 年下跌 0.3%；2012 年平均每間機構單位的營運開支較 2011 年上升 0.9% 至 1,420 萬元。

Operating expenses of the sector amounted to \$373.5 billion in 2012, representing a decrease of 0.3% compared with 2011; on a per establishment basis, operating expenses increased by 0.9% compared with 2011 to \$14.2 million in 2012.

僱員薪酬

Compensation of employees

2012 年運輸、倉庫及速遞服務業的僱員薪酬為 612 億元，較 2011 年上升 6.4%；2012 年每名僱員的平均薪酬亦較 2011 年上升 4.8% 至 30.4 萬元。

Compensation of employees of the sector amounted to \$61.2 billion in 2012, representing an increase of 6.4% compared with 2011; the average compensation of employees per employee also increased by 4.8% over 2011 to \$304,000 in 2012.

概要 (續)

盈餘總額

2012 年運輸、倉庫及速遞服務業的盈餘總額，即總收益扣除營運開支及僱員薪酬，達 513 億元，較 2011 年下跌 1.4%；平均每間機構單位的盈餘總額由 2011 年的 196 萬元輕微減少至 2012 年的 195 萬元。運輸、倉庫及速遞服務業的盈餘總額佔 2012 年總收益的 10.6%，較 2011 年下跌 0.2 個百分點。

增加價值

2012 年運輸、倉庫及速遞服務業的增加價值達 1,150 億元，較 2011 年上升 2.5%。該增加價值可用作量度這些行業對香港本地生產總值的貢獻。2012 年平均每間機構單位的增加價值較 2011 年上升 3.7% 至 440 萬元。每名從業員平均帶來的增加價值亦由 2011 年的 50.8 萬元，上升 2.6% 至 2012 年的 52.1 萬元。

機構單位數目

在 2012 年，從事運輸、倉庫及速遞服務業的機構單位約有 26 300 間。

就業人數

在 2012 年，從事運輸、倉庫及速遞服務業的就業人數約 220 700 人，平均每間機構單位的就業人數為 8.4 人。

Highlights (cont'd)

Gross surplus

Gross surplus of the sector, which is equal to total receipts less operating expenses and compensation of employees, decreased by 1.4% compared with 2011 to \$51.3 billion in 2012; on a per establishment basis, gross surplus decreased slightly from \$1.96 million in 2011 to \$1.95 million in 2012. Gross surplus accounted for 10.6% of total receipts in 2012, down by 0.2 percentage points compared with 2011.

Value added

Value added of the sector, which is a measure of its contribution to Hong Kong's Gross Domestic Product, increased by 2.5% compared with 2011 to \$115.0 billion in 2012; on a per establishment basis, the value added was \$4.4 million in 2012, which increased by 3.7% compared with 2011. The average value added brought about by each person engaged also increased by 2.6% from \$508,000 in 2011 to \$521,000 in 2012.

Number of establishments

In 2012, the transportation, storage and courier services sector comprised some 26 300 establishments.

Number of persons engaged

In 2012, the transportation, storage and courier services sector engaged about 220 700 persons, or an average of 8.4 persons per establishment.

最大的四個主要行業組別

在運輸、倉庫及速遞服務業內，2012 年以增加價值計算最大的四個主要行業組別分別為：(1) 航空運輸及航空運輸輔助服務活動，(2) 陸路客運，(3) 其他運輸輔助活動，和(4) 水上運輸輔助服務活動。它們合計共佔運輸、倉庫及速遞服務業增加價值的 77.2%。

航空運輸及航空運輸輔助服務活動業

在航空運輸及航空運輸輔助服務活動業方面，2012 年的總收益達 1,385 億元及營運開支和僱員薪酬為 1,199 億元。盈餘總額由 2011 年的 189 億下跌至 2012 年的 186 億元，而盈餘總額佔 2012 年總收益的 13.4%。增加價值較 2011 年上升 3.5% 至 409 億元。

陸路客運業

在陸路客運業方面，2012 年的總收益達 452 億元及營運開支和僱員薪酬為 321 億元。盈餘總額由 2011 年的 119 億元上升至 2012 年的 132 億元，而盈餘總額佔 2012 年總收益的 29.1%。增加價值較 2011 年上升 7.5% 至 249 億元。

Four Largest Industry Groupings

Within the transportation, storage and courier services sector, the four largest industry groupings in terms of value added in 2012 were (1) air transport and service activities incidental to air transportation, (2) land passenger transport, (3) other transportation support activities, and (4) service activities incidental to water transportation. They together accounted for 77.2% of the value added of the sector.

Air transport and service activities incidental to air transportation industry

In the air transport and service activities incidental to air transportation industry, total receipts amounted to \$138.5 billion while operating expenses and compensation of employees totalled \$119.9 billion in 2012. Gross surplus decreased from \$18.9 billion in 2011 to \$18.6 billion in 2012, accounting for 13.4% of total receipts in 2012. Value added increased by 3.5% compared with 2011 to \$40.9 billion.

Land passenger transport industry

In the land passenger transport industry, total receipts amounted to \$45.2 billion while operating expenses and compensation of employees totalled \$32.1 billion in 2012. Gross surplus increased from \$11.9 billion in 2011 to \$13.2 billion in 2012, accounting for 29.1% of total receipts in 2012. Value added increased by 7.5% over 2011 to \$24.9 billion.

概要（續）

其他運輸輔助活動業

其他運輸輔助活動業，主要包括貨運代理及船隻經紀，在 2012 年的總收益達 1,228 億元及營運開支和僱員薪酬為 1,174 億元。盈餘總額由 2011 年的 63 億元下跌至 2012 年的 55 億元，而盈餘總額佔 2012 年總收益的 4.5%。增加價值較 2011 年下跌 9.4% 至 143 億元。

水上運輸輔助服務活動

水上運輸輔助服務活動業，包括貨櫃碼頭營運者、中流作業營運者、貨櫃集散站和裝櫃及拆櫃營辦商，在 2012 年的總收益達 154 億元及營運開支和僱員薪酬為 99 億元。盈餘總額由 2011 年的 57 億元下跌至 2012 年的 55 億元，而盈餘總額佔 2012 年總收益的 35.5%。增加價值較 2011 年下跌 0.3% 至 86 億元。

Highlights (cont'd)

Other transportation support activities industry

In the other transportation support activities industry which comprised mainly cargo forwarders and shipbrokers, total receipts amounted to \$122.8 billion while operating expenses and compensation of employees totalled \$117.4 billion in 2012. Gross surplus decreased from \$6.3 billion in 2011 to \$5.5 billion in 2012, accounting for 4.5% of total receipts in 2012. Value added decreased by 9.4% compared with 2011 to \$14.3 billion.

Service activities incidental to water transportation

In the service activities incidental to water transportation industry which included container terminal operators, mid-stream operators as well as operators engaged in container freight stations and vanning and devanning, total receipts amounted to \$15.4 billion while operating expenses and compensation of employees totalled \$9.9 billion in 2012. Gross surplus decreased from \$5.7 billion in 2011 to \$5.5 billion in 2012, accounting for 35.5% of total receipts in 2012. Value added decreased by 0.3% compared with 2011 to \$8.6 billion.

統計表註釋

本報告所載列的統計數字（表 8 的數字除外）均反映在統計期間曾營運的所有機構單位的經濟貢獻，包括在整段或部分統計期間（見第 54 頁）曾經營業務，但在統計調查點算期間未予回覆或無法追尋的機構單位。由於沒有這些機構單位的資料，它們的經濟貢獻是適當地參照在這項統計調查中其所屬的同一行業小分類／就業人數分層內填報機構單位的成本及收益模式而加以設算。至於只在統計期內部分時間經營的這類機構單位的經濟貢獻，則會根據在整段 12 個月統計期內經營的同類機構單位的經濟貢獻設算出較小的金額。

本報告載列的機構單位數目及就業人數統計數字，是指在統計期間曾營運的所有機構單位的估計數字（如上一段所述）。基於這項定義，本報告的統計數字與以某一時點作根據的統計數字會有差距。舉例來說，以 2012 年 12 月 31 日計算的機構單位數目，與曾在 2012 年內經營的機構單位數目並不相等，因為後者包括曾在 2012 年內經營，但於 2012 年 12 月 31 日前停業的機構單位。因此，數據使用者在參考這兩種根據不同基礎而編製的統計數字時，應小心留意這點。

Notes to statistical tables

Statistics in this report (except those in Table 8) reflect the economic contributions of all establishments that had ever operated in the survey reference period, including those which had operated during the whole or part of the survey reference period (see page 54) but failed to respond or were untraceable during the survey enumeration period. Since information on these establishments was not available, their economic contributions were imputed with due reference to the cost and receipts patterns displayed by reporting establishments in the same industry sub-class / employment size stratum to which they belonged in this survey. An establishment of this nature which operated for only part of the survey reference period was imputed with a smaller economic contribution than a similar one which operated throughout the entire 12-month period.

Statistics on number of establishments and persons engaged contained in this report denote respective estimates for establishments that had ever operated in the survey reference period (as mentioned in the paragraph above). By their very nature, these statistics are different from those which refer to a certain point in time. For example, the number of establishments as at 31 December 2012 differs from that which ever operated in 2012, as the latter includes also those establishments which once operated within 2012 but had ceased operation before 31 December 2012. Users are therefore advised to be careful

代號

本報告內各代號的含意如下：

- 不適用
- § 金額數值在正負500元以內／變動百分率在正負0.05%以內／比率在正負0.5%以內
- *** 由於要為個別機構單位的資料保密，故此在有需要的情况下，有關個別項目的數字不在統計表內顯示。而為免從總數減去餘數後能得出該未顯示數字的數值，另一數字亦同時不會顯示。未有顯示的數字會以‘***’表示，但其數值則已包括在較闊分類層面的總數內。

數字的捨入

由於四捨五入關係，統計表內個別項目的數字加起來可能與相應總數略有出入。

變動百分率是以未經進位的數字計算。

with this when they refer to statistics presented on these two different bases.

Symbols

The following symbols are used throughout this report:

- Not applicable
- § Dollar values within \pm \$500 / percentage changes within \pm 0.05% / ratio within \pm 0.5%
- *** In order to preserve the confidentiality of information relating to individual establishments, figures of relevant individual items are suppressed where necessary. An additional cell is also suppressed to prevent the deduction of a suppressed cell from the total. Where data suppression has been effected, ‘***’ is shown. The suppressed statistics are, nevertheless, included in the respective totals at some broader levels of classification.

Rounding of figures

There may be a slight discrepancy between the sum of individual items and the corresponding total as shown in the tables due to rounding.

Percentages changes are derived from unrounded figures.

1. 2010至2012年按行業組別劃分的所有機構單位主要統計數字 Principal statistics for all establishments by industry grouping, 2010-2012

| 行業組別 Industry grouping | 機構單位 Number of establishments | | 就業人數 Number of persons engaged | | 僱員人數 Number of employees | | 僱員薪酬 Compensation of employees | | 營運開支 Operating expenses | | 業務收益及其他收入 Business receipts and other income | | 固定資產的 買實淨值 Gross additions to fixed assets | | 增加價值 Value added | | 盈餘總額 Gross surplus | |
|---|----------------------------------|--------|-----------------------------------|--------|-----------------------------|--------|-----------------------------------|----------|----------------------------|----------|---|-----------|--|----------|---------------------|----------|-----------------------|----------|
| | 2010 | 2011 | 2010 | 2011 | 2010 | 2011 | 2010 | 2011 | 2010 | 2011 | 2010 | 2011 | 2010 | 2011 | 2010 | 2011 | 2010 | 2011 |
| 陸路客運 Land passenger transport | 12 828 | 12 067 | 58 340 | 59 020 | 46 321 | 46 236 | 10,019.7 | 10,657.0 | 16,732.3 | 18,957.3 | 38,354.7 | 41,508.4 | 3,470.1 | 3,232.8 | 22,875.8 | 23,168.8 | 11,602.7 | 11,894.2 |
| | | | | | | | (+1.2) | (+6.4) | (+13.3) | (+13.3) | (+8.2) | (+8.2) | (-6.8) | (-6.8) | (+1.3) | (+1.3) | (-2.5) | (-2.5) |
| | 11 832 | 11 832 | 59 270 | 59 270 | 48 111 | 48 111 | 11,343.8 | 11,343.8 | 20,721.0 | 20,721.0 | 45,218.8 | 45,218.8 | 3,428.5 | 3,428.5 | 24,917.4 | 24,917.4 | 13,154.0 | 13,154.0 |
| | | | | | | | (+0.4) | (+6.4) | (+9.3) | (+9.3) | (+8.9) | (+8.9) | (+6.1) | (+6.1) | (+7.5) | (+7.5) | (+10.6) | (+10.6) |
| 陸路貨運 Land freight transport | 8 916 | 8 399 | 36 722 | 35 674 | 28 742 | 27 713 | 5,029.1 | 4,814.0 | 13,891.8 | 12,663.8 | 21,515.0 | 19,660.9 | 729.2 | 724.9 | 7,995.0 | 7,301.7 | 2,594.1 | 2,183.0 |
| | | | | | | | (-2.9) | (-4.3) | (-8.8) | (-8.8) | (-8.6) | (-8.6) | (-0.6) | (-0.6) | (-8.7) | (-8.7) | (-15.8) | (-15.8) |
| | 7 828 | 7 828 | 33 946 | 33 946 | 27 441 | 27 441 | 5,233.7 | 5,233.7 | 10,219.5 | 10,219.5 | 17,651.3 | 17,651.3 | 689.0 | 689.0 | 7,657.0 | 7,657.0 | 2,198.1 | 2,198.1 |
| | | | | | | | (-4.8) | (+8.7) | (-19.3) | (-19.3) | (-10.2) | (-10.2) | (-4.9) | (-4.9) | (+4.9) | (+4.9) | (+0.7) | (+0.7) |
| 陸路運輸輔助服務 活動及其他陸路 運輸服務 Service activities incidental to land transportation and other land transport services | 260 | 265 | 7 750 | 7 221 | 7 658 | 7 044 | 1,121.5 | 1,144.6 | 1,748.6 | 1,930.3 | 5,691.0 | 6,194.3 | 73.1 | 37.6 | 4,004.3 | 4,312.8 | 2,820.9 | 3,119.5 |
| | | | | | | | (-6.8) | (+2.1) | (+10.4) | (+10.4) | (+8.8) | (+8.8) | (-48.6) | (-48.6) | (+7.7) | (+7.7) | (+10.6) | (+10.6) |
| | 362 | 362 | 7 827 | 7 827 | 7 626 | 7 626 | 1,252.0 | 1,252.0 | 2,004.8 | 2,004.8 | 6,510.9 | 6,510.9 | 82.2 | 82.2 | 4,572.0 | 4,572.0 | 3,254.1 | 3,254.1 |
| | | | | | | | (+8.4) | (+9.4) | (+3.9) | (+3.9) | (+5.1) | (+5.1) | (+118.4) | (+118.4) | (+6.0) | (+6.0) | (+4.3) | (+4.3) |
| 跨境水上運輸 Cross-border water transport | 456 | 473 | 14 137 | 14 282 | 14 137 | 14 282 | 5,074.1 | 5,267.8 | 87,293.3 | 97,571.6 | 106,690.5 | 105,077.7 | 5,160.0 | 3,093.4 | 19,244.6 | 7,514.4 | 14,323.1 | 2,238.3 |
| | | | | | | | (+1.0) | (+3.8) | (+11.8) | (+11.8) | (-1.5) | (-1.5) | (-40.0) | (-40.0) | (-61.0) | (-61.0) | (-84.4) | (-84.4) |
| | 455 | 455 | 13 284 | 13 284 | 13 284 | 13 284 | 5,719.4 | 5,719.4 | 99,567.6 | 99,567.6 | 106,894.7 | 106,894.7 | -771.5 | -771.5 | 7,743.1 | 7,743.1 | 1,607.7 | 1,607.7 |
| | | | | | | | (-7.0) | (+8.6) | (+2.0) | (+2.0) | (+1.7) | (+1.7) | (-) | (-) | (+3.0) | (+3.0) | (-28.2) | (-28.2) |

1. (續) 2010至2012年按行業組別劃分的所有機構單位主要統計數字
(Cont'd) Principal statistics for all establishments by industry grouping, 2010-2012

| 行業組別 Industry grouping | 機構單位 Number of establishments | | 就業人數 Number of persons engaged | 僱員人數 Number of employees | 僱員薪酬 Compensation of employees | 營運開支 Operating expenses | 業務收益及其他收入 Business receipts and other income | | 固定資產的買賣淨值 Gross additions to fixed assets | | 增加價值 Value added | 盈餘總額 Gross surplus |
|--|----------------------------------|--------|-----------------------------------|-----------------------------|-----------------------------------|----------------------------|---|----------|--|----------|---------------------|-----------------------|
| | 2010 | 2011 | | | | | 2010 | 2011 | 2010 | 2011 | | |
| 港內水上運輸 Inland water transport | 257 | 238 | 2 613 | 2 356 | 478.0 | 1,364.9 | 2,122.7 | 88.5 | 771.1 | 771.1 | 279.8 | |
| | (-7.4) | (-9.5) | (-9.5) | (-5.9) | (+9.6) | (-8.2) | (-3.0) | (-) | 812.4 | (+5.4) | 282.6 | |
| | 248 | 231 | 2 311 | 2 099 | 517.7 | 1,288.8 | 2,010.6 | 56.2 | 731.4 | 731.4 | 204.1 | |
| | (+4.2) | (-2.2) | (-2.2) | (-5.3) | (-1.2) | (+2.9) | (-2.3) | (-) | (-10.0) | (-10.0) | (-27.8) | |
| 水上運輸輔助服務 活動 Service activities incidental to water transportation | 376 | 308 | 8 763 | 8 602 | 2,625.3 | 6,527.4 | 15,266.3 | 189.6 | 9,136.5 | 9,136.5 | 6,113.6 | |
| | (-18.1) | (-9.3) | (-9.3) | (-9.2) | (-4.5) | (+7.8) | (-0.4) | (+225.0) | 8,605.6 | (-5.8) | 5,661.0 | |
| | 382 | 8 151 | 2,657.9 | 7 955 | 2,657.9 | 7,282.6 | 15,418.0 | 694.6 | 8,577.5 | 8,577.5 | 5,477.6 | |
| | (+24.0) | (+2.6) | (+2.6) | (+1.8) | (+6.1) | (+3.5) | (+1.4) | (+12.7) | (-0.3) | (-0.3) | (-3.2) | |
| 航空運輸及航空 運輸輔助服務 活動 Air transport and service activities incidental to air transportation | 104 | 111 | 32 681 | 32 681 | 16,527.1 | 74,289.5 | 118,704.9 | 8,440.1 | 45,508.8 | 45,508.8 | 27,888.3 | |
| | (+6.7) | (+8.8) | (+8.8) | (+8.8) | (+9.6) | (+30.6) | (+12.9) | (+75.5) | 39,495.1 | (-13.2) | 18,867.1 | |
| | 117 | 37 484 | 19,979.1 | 37 484 | 19,979.1 | 99,871.6 | 138,474.8 | 24,213.0 | 40,896.4 | 40,896.4 | 18,624.1 | |
| | (+5.4) | (+5.5) | (+5.5) | (+5.5) | (+10.3) | (+3.0) | (+3.4) | (+63.5) | (+3.5) | (+3.5) | (-1.3) | |
| 其他運輸輔助活動 Other transportation support activities | 4 081 | 3 920 | 41 266 | 40 499 | 10,448.5 | 135,847.2 | 154,345.3 | 375.8 | 16,725.1 | 16,725.1 | 8,049.7 | |
| | (-3.9) | (-4.9) | (-4.9) | (-5.4) | (+2.1) | (-14.1) | (-13.4) | (-6.2) | 15,815.6 | (-5.4) | 6,297.6 | |
| | 4 276 | 39 271 | 107,167.2 | 38 577 | 10,202.1 | 107,167.2 | 122,839.2 | -305.7 | 14,329.9 | 14,329.9 | 5,470.0 | |
| | (+9.1) | (8) | (8) | (+0.7) | (-4.3) | (-8.2) | (-8.1) | (-) | (-9.4) | (-9.4) | (-13.1) | |

1. (續) 2010至2012年按行業組別劃分的所有機構單位主要統計數字
(Cont'd) Principal statistics for all establishments by industry grouping, 2010-2012

| 行業組別 Industry grouping | 機構單位 Number of establishments | | 就業人數 Number of persons engaged | 僱員人數 Number of employees | 僱員薪酬 Compensation of employees | 營運開支 Operating expenses | 業務收益及其他收入 Business receipts and other income | | 固定資產 Gross fixed assets | | 增加價值 Value added | 盈餘總額 Gross surplus |
|--|----------------------------------|---------|-----------------------------------|-----------------------------|-----------------------------------|----------------------------|---|----------|----------------------------|----------|---------------------|-----------------------|
| | 2010 | 2011 | | | | | 2010 | 2011 | 2010 | 2011 | | |
| 貨倉及倉庫服務 Warehousing and storage | 338 | 355 | 6 248 | 6 215 | 1,119.5 | 2,423.5 | 4,143.2 | 96.6 | 1,718.7 | 600.2 | | |
| | | (+5.0) | (+4.4) | (+4.3) | (+8.3) | (+11.7) | (+16.7) | 125.4 | 2,059.5 | 915.4 | | |
| | 402 | 402 | 6 767 | 6 732 | 1,357.1 | 3,226.5 | 5,468.6 | 180.2 | 2,225.6 | 884.9 | | |
| | (+13.2) | (+13.2) | (+3.7) | (+3.8) | (+11.9) | (+19.2) | (+13.1) | (+43.7) | (+8.1) | (-3.3) | | |
| 速遞活動 Courier activities | 517 | 474 | 12 554 | 12 259 | 2,319.8 | 16,357.9 | 19,681.3 | 78.2 | 3,373.3 | 1,003.6 | | |
| | (-8.3) | (-8.3) | (+3.8) | (+4.2) | (+12.7) | (+15.2) | (+11.9) | 202.1 | 3,099.2 | 566.0 | | |
| | 403 | 403 | 12 383 | 12 105 | 2,909.0 | 22,127.3 | 25,462.9 | 128.6 | 3,332.8 | 426.5 | | |
| | (-15.0) | (-15.0) | (-5.0) | (-5.2) | (+11.3) | (+17.4) | (+15.6) | (-36.4) | (+7.5) | (-24.6) | | |
| 所有運輸、倉庫及速遞服務組別 All transportation, storage and courier services groupings | 28 132 | 26 611 | 221 073 | 199 471 | 54,762.6 | 356,476.5 | 486,515.0 | 18,701.1 | 131,353.1 | 75,275.9 | | |
| | (-5.4) | (-5.4) | (-0.1) | (-0.5) | (+5.0) | (+5.1) | (-0.5) | 23,188.2 | 112,185.0 | 52,024.7 | | |
| | 26 304 | 26 304 | 220 694 | 201 414 | 61,171.8 | 373,476.9 | 485,949.8 | 28,395.1 | (-14.6) | (-30.9) | | |
| | (-1.2) | (-1.2) | (-0.1) | (+1.5) | (+6.4) | (-0.3) | (+0.4) | (+22.5) | 114,983.1 | 51,301.1 | | |
| | | | | | | | | | (+2.5) | (-1.4) | | |

註釋：在2011及2012年括號內的數字表示該年與上年比較的變動百分率。若分母或分子為負數，則有關的變動百分率不會在表內顯示，因所得的變動百分率很難有意義地闡釋。

Note: Figures in brackets shown in the rows of 2010 and 2011 denote the percentage changes of the respective year compared with the preceding year. Percentage changes are not presented whenever the denominator or the numerator is negative, as it is very difficult to interpret meaningfully the percentage change obtained.

2. 2012年按行業組別及就業人數劃分的所有機構單位主要統計數字 Principal statistics for all establishments by industry grouping and number of persons engaged, 2012

千港元(另有註明除外)
HK\$ thousand (unless otherwise specified)

| 行業組別/ 就業人數 Industry grouping / Number of persons engaged | 機構單位 數目 Number of establishments | 就業人數 Number of persons engaged | 僱員人數 Number of employees | 僱員薪酬 Compensation of employees | 營運開支 Operating expenses | 業務收益及 其他收入 Business receipts and other income | 固定資產的 買賣淨值 Gross additions to fixed assets | | 增加價值 Value added | 盈餘總額 Gross surplus |
|--|---|---|--------------------------------|--------------------------------------|-------------------------------|---|--|-------------|------------------------|--------------------------|
| | | | | | | | 買入 additions to fixed assets | 賣出 gross | | |
| 陸路客運 | | | | | | | | | | |
| Land passenger transport | | | | | | | | | | |
| <10 | 11 532 | 13 411 | 2 286 | 262,503 | 4,093,106 | 7,005,237 | 329,088 | 3,714,605 | 2,649,628 | |
| 10 - 49 | 193 | 4 416 | 4 382 | 557,419 | 1,218,955 | 2,004,259 | 180,297 | 810,750 | 227,884 | |
| 50 - 99 | 69 | 4 876 | 4 876 | 678,262 | 1,670,166 | 2,455,206 | 63,158 | 808,587 | 106,777 | |
| 100 - 499 | 30 | 5 569 | 5 569 | 887,564 | 2,174,818 | 3,460,391 | 173,537 | 1,278,633 | 398,009 | |
| ≥ 500 | 7 | 30 998 | 30 998 | 8,958,041 | 11,563,934 | 30,293,725 | 2,682,373 | 18,304,781 | 9,771,750 | |
| 小計 Sub-total | 11 832 | 59 270 | 48 111 | 11,343,789 | 20,720,980 | 45,218,818 | 3,428,452 | 24,917,356 | 13,154,048 | |
| 陸路貨運 | | | | | | | | | | |
| Land freight transport | | | | | | | | | | |
| <10 | 7 068 | 15 292 | 8 873 | 1,486,935 | 4,386,231 | 7,443,197 | 372,308 | 3,220,814 | 1,570,030 | |
| 10 - 49 | 701 | 11 561 | 11 475 | 2,255,089 | 3,089,528 | 5,674,715 | 175,407 | 2,625,525 | 330,098 | |
| 50 - 99 | 36 | 2 484 | 2 484 | 512,245 | 841,361 | 1,425,998 | 52,377 | 589,719 | 72,392 | |
| 100 - 499 | 21 | 3 997 | 3 997 | *** | *** | *** | *** | *** | *** | |
| ≥ 500 | 1 | 612 | 612 | *** | *** | *** | *** | *** | *** | |
| 小計 Sub-total | 7 828 | 33 946 | 27 441 | 5,233,658 | 10,219,514 | 17,651,265 | 689,012 | 7,656,964 | 2,198,092 | |
| 陸路運輸輔助服務活動及其他陸路運輸服務 | | | | | | | | | | |
| Service activities incidental to land transportation and other land transport services | | | | | | | | | | |
| <10 | 314 | 707 | 520 | 59,828 | 234,899 | 387,591 | 34,637 | 195,244 | 92,864 | |
| 10 - 49 | 23 | 479 | 465 | 76,200 | 97,598 | 221,694 | 19,013 | 133,396 | 47,897 | |
| 50 - 99 | 7 | 515 | 515 | *** | *** | *** | *** | *** | *** | |
| 100 - 499 | 16 | 3 022 | 3 022 | 551,339 | 750,075 | 4,204,923 | 18,190 | 3,474,904 | 2,903,509 | |
| ≥ 500 | 3 | 3 104 | 3 104 | *** | *** | *** | *** | *** | *** | |
| 小計 Sub-total | 362 | 7 827 | 7 626 | 1,251,994 | 2,004,804 | 6,510,900 | 82,163 | 4,572,019 | 3,254,102 | |

2. (續) 2012年按行業組別及就業人數劃分的所有機構單位主要統計數字 (Cont'd) Principal statistics for all establishments by industry grouping and number of persons engaged, 2012

千港元(另有註明除外)
HK\$ thousand (unless otherwise specified)

| 行業組別/ 就業人數 Industry grouping / Number of persons engaged | 機構單位 數目 Number of establishments | | 就業人數 Number of persons engaged | 僱員人數 Number of employees | 僱員薪酬 Compensation of employees | 營運開支 Operating expenses | 業務收益及 其他收入 Business receipts and other income | 固定資產的 買賣淨值 Gross additions to fixed assets | | 增加價值 Value added | 盈餘總額 Gross surplus | |
|--|---|---------------------------------|---|--------------------------------|--------------------------------------|-------------------------------|---|--|----------------|------------------------|--------------------------|--|
| | Number of establishments | Number of persons engaged | | | | | | Gross additions to fixed assets | Value added | | | |
| 跨境水上運輸 | | | | | | | | | | | | |
| Cross-border water transport | | | | | | | | | | | | |
| <10 | 182 | 807 | 807 | 807 | 329,286 | 27,585,037 | 29,051,408 | -39,954 | 1,563,884 | | 1,137,085 | |
| 10 - 49 | 229 | 5 119 | 5 119 | 5 119 | 1,879,506 | 9,351,590 | 13,238,185 | -1,346,932 | 4,334,031 | | 2,007,088 | |
| 50 - 99 | 17 | 1 126 | 1 126 | 1 126 | *** | *** | *** | *** | *** | | *** | |
| 100 - 499 | 24 | 4 177 | 4 177 | 4 177 | 2,072,091 | 5,958,402 | 8,120,264 | 165,956 | 2,070,504 | | 89,771 | |
| ≥ 500 | 2 | 2 055 | 2 055 | 2 055 | *** | *** | *** | *** | *** | | *** | |
| 小計 Sub-total | 455 | 13 284 | 13 284 | 13 284 | 5,719,362 | 99,567,610 | 106,894,655 | -771,478 | 7,743,149 | | 1,607,683 | |
| 港內水上運輸 | | | | | | | | | | | | |
| Inland water transport | | | | | | | | | | | | |
| <10 | 208 | 470 | 470 | 261 | 54,241 | 258,485 | 393,240 | 26,222 | 136,022 | | 80,514 | |
| 10 - 49 | 32 | 613 | 613 | 610 | 131,000 | 299,132 | 460,672 | 8,484 | 165,268 | | 30,540 | |
| 50 - 99 | 1 | 55 | 55 | 55 | *** | *** | *** | *** | *** | | *** | |
| 100 - 499 | 6 | 1 173 | 1 173 | 1 173 | *** | *** | *** | *** | *** | | *** | |
| 小計 Sub-total | 248 | 2 311 | 2 311 | 2 099 | 517,733 | 1,288,820 | 2,010,615 | 56,173 | 731,408 | | 204,062 | |
| 水上運輸輔助服務活動 | | | | | | | | | | | | |
| Service activities incidental to water transportation | | | | | | | | | | | | |
| <10 | 285 | 617 | 617 | 431 | 126,534 | 1,236,959 | 1,758,395 | 17,946 | 549,105 | | 394,902 | |
| 10 - 49 | 72 | 1 231 | 1 231 | 1 221 | 309,135 | 566,239 | 1,021,524 | -4,686 | 467,159 | | 146,149 | |
| 50 - 99 | 8 | 594 | 594 | 594 | *** | *** | *** | *** | *** | | *** | |
| 100 - 499 | 14 | 2 628 | 2 628 | 2 628 | 941,676 | 1,920,706 | 3,901,532 | 236,391 | 2,033,374 | | 1,039,150 | |
| ≥ 500 | 3 | 3 081 | 3 081 | 3 081 | *** | *** | *** | *** | *** | | *** | |
| 小計 Sub-total | 382 | 8 151 | 8 151 | 7 955 | 2,657,894 | 7,282,558 | 15,418,045 | 694,597 | 8,577,547 | | 5,477,593 | |

2. (續) 2012年按行業組別及就業人數劃分的所有機構單位主要統計數字 (Cont'd) Principal statistics for all establishments by industry grouping and number of persons engaged, 2012

千港元(另有註明除外)
HK\$ thousand (unless otherwise specified)

| 行業組別/ 就業人數 Industry grouping / Number of persons engaged | 機構單位 數目 Number of establishments | | 就業人數 Number of persons engaged | 僱員人數 Number of employees | 僱員薪酬 Compensation of employees | 營運開支 Operating expenses | 業務收益及 其他收入 Business receipts and other income | 固定資產的 買賣淨值 Gross additions to fixed assets | | 增加價值 Value added | 盈餘總額 Gross surplus | |
|---|---|---------------------------------|---|--------------------------------|--------------------------------------|-------------------------------|---|--|----------------|------------------------|--------------------------|--|
| | Number of establishments | Number of persons engaged | | | | | | Gross additions to fixed assets | Value added | | | |
| 航空運輸及航空運輸輔助服務活動 Air transport and service activities incidental to air transportation | | | | | | | | | | | | |
| | <10 | 31 | 124 | 124 | 45,473 | 2,168,199 | 4,113,119 | 12,189,643 | 3,775,659 | 1,899,448 | | |
| | 10 - 49 | 44 | 1 089 | 1 089 | 587,991 | 1,759,456 | 2,400,826 | 12,120 | 641,500 | 53,379 | | |
| | 50 - 99 | 17 | 1 164 | 1 164 | 557,131 | 636,241 | 1,588,694 | 3,722 | 947,237 | 395,321 | | |
| | 100 - 499 | 15 | 3 524 | 3 524 | 2,379,819 | 3,909,106 | 7,603,113 | 201,856 | 3,723,241 | 1,314,187 | | |
| | ≥ 500 | 10 | 31 582 | 31 582 | 16,408,735 | 91,398,617 | 122,769,072 | 11,805,636 | 31,808,753 | 14,961,720 | | |
| 小計 | Sub-total | 117 | 37 484 | 37 484 | 19,979,150 | 99,871,620 | 138,474,824 | 24,212,977 | 40,896,389 | 18,624,055 | | |
| 其他運輸輔助活動 Other transportation support activities | | | | | | | | | | | | |
| | <10 | 3 583 | 11 229 | 10 535 | 2,086,255 | 20,289,594 | 22,549,316 | 120,483 | 2,354,522 | 173,467 | | |
| | 10 - 49 | 584 | 11 040 | 11 040 | 2,963,297 | 31,259,563 | 35,726,314 | -439,101 | 4,476,512 | 1,503,455 | | |
| | 50 - 99 | 59 | 3 867 | 3 867 | 1,045,965 | 9,724,482 | 11,393,888 | 24,943 | 1,581,270 | 623,440 | | |
| | 100 - 499 | 43 | 8 203 | 8 203 | 2,667,474 | 27,799,770 | 32,578,747 | 101,916 | 4,015,977 | 2,111,503 | | |
| | ≥ 500 | 6 | 4 932 | 4 932 | 1,439,088 | 18,093,787 | 20,590,983 | -113,893 | 1,901,634 | 1,058,108 | | |
| 小計 | Sub-total | 4 276 | 39 271 | 38 577 | 10,202,079 | 107,167,196 | 122,839,248 | -305,652 | 14,329,915 | 5,469,973 | | |
| 貨倉及倉庫服務 Warehousing and storage | | | | | | | | | | | | |
| | <10 | 316 | 568 | 535 | 70,110 | 509,713 | 649,898 | 6,258 | 140,200 | 70,075 | | |
| | 10 - 49 | 60 | 1 378 | 1 378 | 296,445 | 679,117 | 1,162,782 | 39,317 | 468,801 | 187,220 | | |
| | 50 - 99 | 10 | 715 | 715 | *** | *** | *** | *** | *** | *** | | |
| | 100 - 499 | 13 | 2 064 | 2 063 | 400,527 | 1,043,397 | 1,855,942 | 14,212 | 811,029 | 412,017 | | |
| | ≥ 500 | 3 | 2 041 | 2 041 | *** | *** | *** | *** | *** | *** | | |
| 小計 | Sub-total | 402 | 6 767 | 6 732 | 1,357,147 | 3,226,485 | 5,468,570 | 180,215 | 2,225,552 | 884,939 | | |

2. (續) 2012年按行業組別及就業人數劃分的所有機構單位主要統計數字 (Cont'd) Principal statistics for all establishments by industry grouping and number of persons engaged, 2012

千港元(另有註明除外)
HK\$ thousand (unless otherwise specified)

| 行業組別/ 就業人數 Industry grouping / Number of persons engaged | 機構單位 數目 Number of establishments | 就業人數 Number of persons engaged | 僱員人數 Number of employees | 僱員薪酬 Compensation of employees | 營運開支 Operating expenses | 業務收益及 其他收入 Business receipts and other income | | 固定資產的 買賣淨值 Gross additions to fixed assets | | 增加價值 Value added | 盈餘總額 Gross surplus | |
|--|---|---|--------------------------------|--------------------------------------|-------------------------------|---|------------|--|------------|------------------------|--------------------------|--|
| | | | | | | | | | | | | |
| 速遞活動 | | | | | | | | | | | | |
| Courier activities | | | | | | | | | | | | |
| <10 | 264 | 932 | 690 | 99,383 | 413,595 | 542,060 | 7,189 | 130,047 | 29,081 | | | |
| 10 - 49 | 100 | 1 966 | 1 932 | 261,403 | 2,250,965 | 2,575,457 | 7,557 | 328,596 | 63,089 | | | |
| 50 - 99 | 18 | 1 128 | 1 128 | 148,019 | 502,056 | 720,565 | 1,948 | 207,666 | 70,490 | | | |
| 100 - 499 | 16 | 3 446 | 3 444 | 519,025 | 1,206,554 | 1,676,673 | 28,462 | 470,263 | -48,906 | | | |
| ≥ 500 | 5 | 4 911 | 4 911 | 1,881,197 | 17,754,169 | 19,948,136 | 83,438 | 2,196,196 | 312,769 | | | |
| 小計 Sub-total | 403 | 12 383 | 12 105 | 2,909,027 | 22,127,339 | 25,462,890 | 128,593 | 3,332,768 | 426,524 | | | |
| 所有運輸、倉庫及速遞服務組別 | | | | | | | | | | | | |
| All transportation, storage and courier services groupings | | | | | | | | | | | | |
| <10 | 23 784 | 44 159 | 25 062 | 4 620,547 | 61,175,820 | 73,893,460 | 13,063,819 | 15,780,101 | 8,097,094 | | | |
| 10 - 49 | 2 039 | 38 891 | 38 711 | 9,317,486 | 50,572,143 | 64,486,429 | -1,348,525 | 14,451,538 | 4,596,800 | | | |
| 50 - 99 | 243 | 16 525 | 16 525 | 3,817,601 | 25,640,898 | 30,007,798 | 185,738 | 4,277,664 | 549,299 | | | |
| 100 - 499 | 198 | 37 803 | 37 800 | 11,568,947 | 47,103,738 | 67,113,274 | 1,007,997 | 19,271,748 | 8,440,590 | | | |
| ≥ 500 | 40 | 83 316 | 83 316 | 31,847,253 | 188,984,329 | 250,448,869 | 15,486,024 | 61,202,017 | 29,617,287 | | | |
| 總計 Total | 26 304 | 220 694 | 201 414 | 61,171,833 | 373,476,928 | 485,949,830 | 28,395,053 | 114,983,068 | 51,301,070 | | | |

3. 2012年按行業組別及擁有權類別劃分的所有機構單位主要統計數字 Principal statistics for all establishments by industry grouping and type of ownership, 2012

| 行業組別/ 擁有權類別 Industry grouping / Type of ownership | 機構單位 數目 Number of establishments | 就業人數 Number of persons engaged | 僱員人數 Number of employees | 僱員薪酬 Compensation of employees | 營運開支 Operating expenses | 業務收益及 其他收入 Business receipts and other income | HK\$ thousand (unless otherwise specified) | | |
|---|---|---|--------------------------------|--------------------------------------|-------------------------------|---|--|------------------------|--------------------------|
| | | | | | | | 固定資產的 買賣淨值 Gross additions to fixed assets | 增加價值 Value added | 盈餘總額 Gross surplus |
| 陸路客運 | | | | | | | | | |
| Land passenger transport | | | | | | | | | |
| 有限公司 Limited company | 1 649 | 46 903 | 46 903 | 11,262,170 | 18,851,025 | 41,470,497 | 3,294,784 | 22,493,832 | 11,357,302 |
| 獨資經營及 合夥經營 Sole proprietorship and partnership | 10 182 | 12 367 | 1 207 | 81,620 | 1,869,955 | 3,748,320 | 133,669 | 2,423,524 | 1,796,746 |
| 小計 Sub-total | 11 832 | 59 270 | 48 111 | 11,343,789 | 20,720,980 | 45,218,818 | 3,428,452 | 24,917,356 | 13,154,048 |
| 陸路貨運 | | | | | | | | | |
| Land freight transport | | | | | | | | | |
| 有限公司 Limited company | 2 523 | 23 391 | 23 391 | 4,618,148 | 7,917,114 | 13,629,361 | 455,356 | 5,805,921 | 1,094,099 |
| 獨資經營及 合夥經營 Sole proprietorship and partnership | 5 305 | 10 555 | 4 050 | 615,511 | 2,302,400 | 4,021,903 | 233,656 | 1,851,043 | 1,103,993 |
| 小計 Sub-total | 7 828 | 33 946 | 27 441 | 5,233,658 | 10,219,514 | 17,651,265 | 689,012 | 7,656,964 | 2,198,092 |
| 陸路運輸輔助服務活動及其他陸路運輸服務 | | | | | | | | | |
| Service activities incidental to land transportation and other land transport services | | | | | | | | | |
| 有限公司 Limited company | 193 | 7 305 | 7 305 | 1,202,280 | 1,944,437 | 6,373,078 | 81,816 | 4,448,662 | 3,226,360 |
| 獨資經營及 合夥經營 Sole proprietorship and partnership | 169 | 522 | 321 | 49,714 | 60,367 | 137,822 | 347 | 123,356 | 27,741 |
| 小計 Sub-total | 362 | 7 827 | 7 626 | 1,251,994 | 2,004,804 | 6,510,900 | 82,163 | 4,572,019 | 3,254,102 |

3. (續) 2012年按行業組別及擁有權類別劃分的所有機構單位主要統計數字 (Cont'd) Principal statistics for all establishments by industry grouping and type of ownership, 2012

| 行業組別/ 擁有權類別 Industry grouping / Type of ownership | 機構單位 數目 Number of establishments | 就業人數 Number of persons engaged | 僱員人數 Number of employees | 僱員薪酬 Compensation of employees | 營運開支 Operating expenses | 業務收益及 其他收入 Business receipts and other income | HK\$ thousand (unless otherwise specified) | | |
|--|---|---|--------------------------------|--------------------------------------|-------------------------------|---|--|------------------------|--------------------------|
| | | | | | | | 固定資產的 買賣淨值 Gross additions to fixed assets | 增加價值 Value added | 盈餘總額 Gross surplus |
| 跨境水上運輸 | | | | | | | | | |
| Cross-border water transport | | | | | | | | | |
| 有限公司 Limited company | 454 | 13 219 | 13 219 | *** | *** | *** | *** | *** | *** |
| 獨資經營及 合夥經營 Sole proprietorship and partnership | 1 | 65 | 65 | *** | *** | *** | *** | *** | *** |
| 小計 Sub-total | 455 | 13 284 | 13 284 | 5,719,362 | 99,567,610 | 106,894,655 | -771,478 | 7,743,149 | 1,607,683 |
| 港內水上運輸 | | | | | | | | | |
| Inland water transport | | | | | | | | | |
| 有限公司 Limited company | 131 | 1 972 | 1 972 | *** | *** | *** | *** | *** | *** |
| 獨資經營及 合夥經營 Sole proprietorship and partnership | 117 | 339 | 127 | *** | *** | *** | *** | *** | *** |
| 小計 Sub-total | 248 | 2 311 | 2 099 | 517,733 | 1,288,820 | 2,010,615 | 56,173 | 731,408 | 204,062 |
| 水上運輸輔助服務活動 | | | | | | | | | |
| Service activities incidental to water transportation | | | | | | | | | |
| 有限公司 Limited company | 177 | 7 592 | 7 592 | 2,560,251 | 7,090,975 | 14,940,239 | 692,777 | 8,267,862 | 5,289,013 |
| 獨資經營及 合夥經營 Sole proprietorship and partnership | 205 | 559 | 363 | 97,643 | 191,583 | 477,806 | 1,820 | 309,685 | 188,580 |
| 小計 Sub-total | 382 | 8 151 | 7 955 | 2,657,894 | 7,282,558 | 15,418,045 | 694,597 | 8,577,547 | 5,477,593 |

3. (續) 2012年按行業組別及擁有權類別劃分的所有機構單位主要統計數字 (Cont'd) Principal statistics for all establishments by industry grouping and type of ownership, 2012

| 行業組別/ 擁有權類別 Industry grouping / Type of ownership | 機構單位 數目 Number of establishments | 就業人數 Number of persons engaged | 僱員人數 Number of employees | 僱員薪酬 Compensation of employees | 營運開支 Operating expenses | 業務收益及 其他收入 Business receipts and other income | HK\$ thousand (unless otherwise specified) | | |
|---|---|---|--------------------------------|--------------------------------------|-------------------------------|---|--|------------------------|--------------------------|
| | | | | | | | 固定資產的 買賣淨值 Gross additions to fixed assets | 增加價值 Value added | 盈餘總額 Gross surplus |
| 航空運輸及航空運輸輔助服務活動 | | | | | | | | | |
| Air transport and service activities incidental to air transportation | | | | | | | | | |
| 有限公司 Limited company | 117 | 37 484 | 37 484 | 19,979,150 | 99,871,620 | 138,474,824 | 24,212,977 | 40,896,389 | 18,624,055 |
| 小計 Sub-total | 117 | 37 484 | 37 484 | 19,979,150 | 99,871,620 | 138,474,824 | 24,212,977 | 40,896,389 | 18,624,055 |
| 其他運輸輔助活動 | | | | | | | | | |
| Other transportation support activities | | | | | | | | | |
| 有限公司 Limited company | 3 583 | 37 723 | 37 723 | 10,041,790 | 106,852,445 | 122,339,472 | -305,677 | 14,110,992 | 5,445,237 |
| 獨資經營及 合夥經營 Sole proprietorship and partnership | 693 | 1 548 | 854 | 160,289 | 314,751 | 499,776 | 25 | 218,923 | 24,736 |
| 小計 Sub-total | 4 276 | 39 271 | 38 577 | 10,202,079 | 107,167,196 | 122,839,248 | -305,652 | 14,329,915 | 5,469,973 |
| 貨倉及倉庫服務 | | | | | | | | | |
| Warehousing and storage | | | | | | | | | |
| 有限公司 Limited company | 368 | 6 610 | 6 610 | 1,344,515 | 3,209,601 | 5,440,141 | 180,215 | 2,214,007 | 886,025 |
| 獨資經營及 合夥經營 Sole proprietorship and partnership | 34 | 156 | 122 | 12,631 | 16,885 | 28,430 | \$ | 11,545 | -1,086 |
| 小計 Sub-total | 402 | 6 767 | 6 732 | 1,357,147 | 3,226,485 | 5,468,570 | 180,215 | 2,225,552 | 884,939 |

3. (續) 2012年按行業組別及擁有權類別劃分的所有機構單位主要統計數字 (Cont'd) Principal statistics for all establishments by industry grouping and type of ownership, 2012

千港元(另有註明除外)
HK\$ thousand (unless otherwise specified)

| 行業組別/ 擁有權類別 Industry grouping / Type of ownership | 機構單位 數目 Number of establishments | 就業人數 Number of persons engaged | 僱員人數 Number of employees | 僱員薪酬 Compensation of employees | 營運開支 Operating expenses | 業務收益及 其他收入 Business receipts and other income | 固定資產的 買賣淨值 Gross additions to fixed assets | 增加價值 Value added | 盈餘總額 Gross surplus |
|---|---|---|--------------------------------|--------------------------------------|-------------------------------|---|--|------------------------|--------------------------|
| 速遞活動 | | | | | | | | | |
| Courier activities | | | | | | | | | |
| 有限公司 Limited company | 200 | 10 888 | 10 888 | 2,776,828 | 22,017,270 | 25,190,436 | 124,413 | 3,169,579 | 396,338 |
| 獨資經營及 合夥經營 Sole proprietorship and partnership | 202 | 1 495 | 1 217 | 132,200 | 110,070 | 272,455 | 4,180 | 163,189 | 30,185 |
| 小計 Sub-total | 403 | 12 383 | 12 105 | 2,909,027 | 22,127,339 | 25,462,890 | 128,593 | 3,332,768 | 426,524 |
| 所有運輸、倉庫及速遞服務組別 | | | | | | | | | |
| All transportation, storage and courier services groupings | | | | | | | | | |
| 有限公司 Limited company | 9 395 | 193 088 | 193 088 | 59,960,075 | 368,526,944 | 476,627,099 | 28,016,239 | 109,828,972 | 48,140,079 |
| 獨資經營及 合夥經營 Sole proprietorship and partnership | 16 909 | 27 606 | 8 326 | 1,211,757 | 4,949,984 | 9,322,732 | 378,814 | 5,154,096 | 3,160,990 |
| 總計 Total | 26 304 | 220 694 | 201 414 | 61,171,833 | 373,476,928 | 485,949,830 | 28,395,053 | 114,983,068 | 51,301,070 |

註釋： 在本表內，“有限公司”類別亦包括海外航空及船公司駐港辦事處和法人團體。

Note : In this Table, the category of "limited company" also includes local representative offices of overseas airline companies and shipping companies as well as body corporates.

4. 2012年按行業組別和業務收益及其他收入劃分的所有機構單位主要統計數字 Principal statistics for all establishments by industry grouping and business receipts and other income, 2012

千港元(另有註明除外)
HK\$ thousand (unless otherwise specified)

| 行業組別/ Industry grouping / Business receipts and other income (\$'000) | 機構單位 數目 Number of establishments | 就業人數 Number of persons engaged | 僱員人數 Number of employees | 僱員薪酬 Compensation of employees | 營運開支 Operating expenses | 業務收益及 其他收入 Business receipts and other income | 固定資產的 買賣淨值 Gross additions to fixed assets | 增加價值 Value added | 盈餘總額 Gross surplus |
|--|---|---|--------------------------------|--------------------------------------|-------------------------------|---|--|------------------------|--------------------------|
| 陸路客運 | | | | | | | | | |
| Land passenger transport | 10 888 | 11 732 | 1 097 | 76,735 | 1,884,098 | 3,759,062 | 134,808 | 2,352,449 | 1,798,229 |
| <1,000 | 641 | 2 525 | 2 005 | 217,356 | 766,971 | 1,315,504 | 34,260 | 761,350 | 331,178 |
| 1,000 - 4,999 | 91 | 1 267 | 1 264 | 163,612 | 411,639 | 654,279 | 36,168 | 279,290 | 79,027 |
| 5,000 - 9,999 | 87 | 2 431 | 2 431 | 286,729 | 700,696 | 1,162,178 | 61,112 | 505,748 | 174,752 |
| 10,000 - 19,999 | 87 | 5 662 | 5 662 | 808,295 | 1,646,744 | 2,639,268 | 156,391 | 1,049,672 | 184,229 |
| 20,000 - 49,999 | 38 | 35 652 | 35 652 | 9,791,063 | 15,310,831 | 35,688,527 | 3,005,714 | 19,968,847 | 10,586,633 |
| ≥50,000 | 11 832 | 59 270 | 48 111 | 11,343,789 | 20,720,980 | 45,218,818 | 3,428,452 | 24,917,356 | 13,154,048 |
| 小計 Sub-total | | | | | | | | | |
| 陸路貨運 | | | | | | | | | |
| Land freight transport | 5 088 | 7 565 | 2 222 | 274,660 | 1,314,653 | 2,467,691 | 167,744 | 1,214,889 | 878,378 |
| <1,000 | 2 153 | 10 482 | 9 414 | 1,658,073 | 2,720,535 | 4,933,170 | 203,118 | 2,299,370 | 554,563 |
| 1,000 - 4,999 | 293 | 3 727 | 3 633 | 751,025 | 1,097,859 | 2,005,270 | 53,293 | 955,135 | 156,386 |
| 5,000 - 9,999 | 204 | 4 095 | 4 095 | 804,873 | 1,636,096 | 2,588,990 | 72,975 | 965,845 | 148,021 |
| 10,000 - 19,999 | 58 | 3 142 | 3 142 | 659,555 | 902,173 | 1,729,492 | 54,652 | 824,461 | 167,763 |
| 20,000 - 49,999 | 33 | 4 935 | 4 935 | 1,085,473 | 2,548,198 | 3,926,651 | 137,230 | 1,397,265 | 292,981 |
| ≥50,000 | 7 828 | 33 946 | 27 441 | 5,233,658 | 10,219,514 | 17,651,265 | 689,012 | 7,656,964 | 2,198,092 |
| 小計 Sub-total | | | | | | | | | |
| 陸路運輸輔助服務活動及其他陸路運輸服務 | | | | | | | | | |
| Service activities incidental to land transportation and other land transport services | 177 | 282 | 153 | 5,204 | 21,099 | 54,421 | -98 | 33,353 | 28,117 |
| <1,000 | 130 | 509 | 450 | 61,300 | 133,104 | 216,457 | 28,663 | 125,758 | 22,053 |
| 1,000 - 4,999 | 15 | 205 | 192 | 37,009 | 51,732 | 99,828 | 105 | 55,291 | 11,086 |
| 5,000 - 9,999 | 18 | 702 | 702 | 80,853 | 111,725 | 259,731 | 27,792 | 154,567 | 67,153 |
| 10,000 - 19,999 | 12 | 1 272 | 1 272 | 189,816 | 144,412 | 397,827 | 4,559 | 254,478 | 63,599 |
| 20,000 - 49,999 | 11 | 4 857 | 4 857 | 877,811 | 1,542,731 | 5,482,636 | 21,141 | 3,948,572 | 3,062,093 |
| ≥50,000 | 362 | 7 827 | 7 626 | 1,251,994 | 2,004,804 | 6,510,900 | 82,163 | 4,572,019 | 3,254,102 |
| 小計 Sub-total | | | | | | | | | |

4. (續) 2012年按行業組別和業務收益及其他收入劃分的所有機構單位主要統計數字

(Cont'd) Principal statistics for all establishments by industry grouping and business receipts and other income, 2012

千港元(另有註明除外)
HK\$ thousand (unless otherwise specified)

| 行業組別/ Industry grouping / Business receipts and other income (\$'000) | 機構單位 數目 Number of establishments | 就業人數 Number of persons engaged | 僱員人數 Number of employees | 僱員薪酬 Compensation of employees | 營運開支 Operating expenses | 業務收益及 其他收入 Business receipts and other income | 固定資產的 買賣淨值 Gross additions to fixed assets | 增加價值 Value added | 盈餘總額 Gross surplus |
|--|---|---|--------------------------------|--------------------------------------|-------------------------------|---|--|------------------------|--------------------------|
| 跨境水上運輸 | | | | | | | | | |
| Cross-border water transport | | | | | | | | | |
| <1,000 | 1 | 3 | 3 | *** | *** | *** | *** | *** | *** |
| 1,000 - 4,999 | 122 | 559 | 559 | 222,106 | 122,175 | 355,068 | 67,591 | 236,706 | 10,787 |
| 5,000 - 9,999 | 48 | 480 | 480 | *** | *** | *** | *** | *** | *** |
| 10,000 - 19,999 | 50 | 945 | 945 | 288,104 | 518,212 | 780,607 | 28,798 | 245,544 | -25,709 |
| 20,000 - 49,999 | 131 | 3 025 | 3 025 | 1,229,403 | 1,714,489 | 3,837,460 | -475,784 | 2,164,549 | 893,569 |
| ≥50,000 | 103 | 8 272 | 8 272 | 3,820,143 | 97,000,749 | 101,598,495 | -394,540 | 4,986,637 | 777,602 |
| 小計 Sub-total | 455 | 13 284 | 13 284 | 5,719,362 | 99,567,610 | 106,894,655 | -771,478 | 7,743,149 | 1,607,683 |
| 港內水上運輸 | | | | | | | | | |
| Inland water transport | | | | | | | | | |
| <1,000 | 121 | 230 | 65 | *** | *** | *** | *** | *** | *** |
| 1,000 - 4,999 | 93 | 356 | 311 | 63,443 | 135,606 | 208,947 | 23,500 | 74,491 | 9,898 |
| 5,000 - 9,999 | 10 | 162 | 160 | *** | *** | *** | *** | *** | *** |
| 10,000 - 19,999 | 7 | 133 | 133 | 19,338 | 62,492 | 90,820 | 254 | 29,582 | 8,989 |
| 20,000 - 49,999 | 6 | 166 | 166 | 47,563 | 115,669 | 196,565 | 6,505 | 79,353 | 33,332 |
| ≥50,000 | 11 | 1 264 | 1 264 | 341,421 | 915,517 | 1,389,439 | 21,568 | 481,953 | 132,500 |
| 小計 Sub-total | 248 | 2 311 | 2 099 | 517,733 | 1,288,820 | 2,010,615 | 56,173 | 731,408 | 204,062 |
| 水上運輸輔助服務活動 | | | | | | | | | |
| Service activities incidental to water transportation | | | | | | | | | |
| <1,000 | 171 | 161 | 17 | 1,867 | 8,998 | 34,757 | \$ | 28,159 | 23,892 |
| 1,000 - 4,999 | 78 | 514 | 475 | 79,448 | 70,081 | 150,868 | -13,188 | 96,999 | 1,339 |
| 5,000 - 9,999 | 43 | 425 | 416 | 106,429 | 185,599 | 315,044 | -15,953 | 142,794 | 23,015 |
| 10,000 - 19,999 | 32 | 575 | 573 | 158,451 | 218,235 | 462,537 | 450 | 249,258 | 85,852 |
| 20,000 - 49,999 | 33 | 882 | 880 | 237,381 | 496,360 | 893,727 | 40,539 | 402,801 | 159,985 |
| ≥50,000 | 25 | 5 594 | 5 594 | 2,074,318 | 6,303,286 | 13,561,112 | 682,748 | 7,657,535 | 5,183,509 |
| 小計 Sub-total | 382 | 8 151 | 7 955 | 2,657,894 | 7,282,558 | 15,418,045 | 694,597 | 8,577,547 | 5,477,593 |

4. (續) 2012年按行業組別和業務收益及其他收入劃分的所有機構單位主要統計數字

(Cont'd) Principal statistics for all establishments by industry grouping and business receipts and other income, 2012

千港元(另有註明除外)
HK\$ thousand (unless otherwise specified)

| 行業組別/ Industry grouping / Business receipts and other income (\$'000) | 機構單位 數目 Number of establishments | 就業人數 Number of persons engaged | 僱員人數 Number of employees | 僱員薪酬 Compensation of employees | 營運開支 Operating expenses | 業務收益及 其他收入 Business receipts and other income | 固定資產的 買賣淨值 Gross additions to fixed assets | 增加價值 Value added | 盈餘總額 Gross surplus |
|--|---|---|--------------------------------|--------------------------------------|-------------------------------|---|--|------------------------|--------------------------|
| 航空運輸及航空運輸輔助服務活動 | | | | | | | | | |
| Air transport and service activities incidental to air transportation | | | | | | | | | |
| <1,000 | 14 | 26 | 26 | 5,291 | 3,718 | 9,065 | 282 | 5,347 | 56 |
| 1,000 - 4,999 | 12 | 95 | 95 | 33,032 | 7,266 | 40,297 | \$ | 33,032 | \$ |
| 5,000 - 9,999 | 15 | 266 | 266 | 77,290 | 29,593 | 109,882 | 52 | 80,129 | 2,999 |
| 10,000 - 19,999 | 12 | 330 | 330 | 130,449 | 50,785 | 181,279 | 1,101 | 130,592 | 45 |
| 20,000 - 49,999 | 20 | 1 252 | 1 252 | 482,283 | 250,042 | 717,141 | 11,215 | 467,344 | -15,184 |
| ≥50,000 | 43 | 35 515 | 35 515 | 19,250,805 | 99,530,217 | 137,417,161 | 24,200,328 | 40,179,946 | 18,636,139 |
| 小計 Sub-total | 117 | 37 484 | 37 484 | 19,979,150 | 99,871,620 | 138,474,824 | 24,212,977 | 40,896,389 | 18,624,055 |
| 其他運輸輔助活動 | | | | | | | | | |
| Other transportation support activities | | | | | | | | | |
| <1,000 | 951 | 1 417 | 986 | 131,510 | 274,481 | 371,184 | 414 | 114,216 | -34,807 |
| 1,000 - 4,999 | 1 103 | 3 692 | 3 431 | 499,271 | 1,977,653 | 2,421,036 | 6,069 | 480,196 | -55,888 |
| 5,000 - 9,999 | 692 | 2 633 | 2 631 | 564,130 | 4,141,474 | 4,699,643 | 74,235 | 572,599 | -5,961 |
| 10,000 - 19,999 | 787 | 4 157 | 4 157 | 992,926 | 10,123,691 | 11,315,448 | 30,473 | 1,212,087 | 198,831 |
| 20,000 - 49,999 | 433 | 5 677 | 5 677 | 1,442,124 | 11,805,162 | 13,777,612 | -472,585 | 1,972,391 | 530,326 |
| ≥50,000 | 310 | 21 694 | 21 694 | 6,572,118 | 78,844,736 | 90,254,326 | 55,743 | 9,978,426 | 4,837,472 |
| 小計 Sub-total | 4 276 | 39 271 | 38 577 | 10,202,079 | 107,167,196 | 122,839,248 | -305,652 | 14,329,915 | 5,469,973 |
| 貨倉及倉庫服務 | | | | | | | | | |
| Warehousing and storage | | | | | | | | | |
| <1,000 | 178 | 196 | 163 | 22,289 | 74,039 | 90,614 | 232 | 16,574 | -5,715 |
| 1,000 - 4,999 | 106 | 272 | 272 | 33,409 | 150,761 | 227,663 | 7,631 | 76,918 | 43,493 |
| 5,000 - 9,999 | 49 | 412 | 412 | 73,209 | 306,790 | 381,485 | 408 | 75,620 | 1,486 |
| 10,000 - 19,999 | 13 | 152 | 152 | 31,570 | 112,267 | 228,859 | 518 | 93,695 | 85,023 |
| 20,000 - 49,999 | 39 | 1 762 | 1 761 | 324,325 | 706,910 | 1,179,419 | 34,932 | 482,595 | 148,184 |
| ≥50,000 | 17 | 3 972 | 3 972 | 872,345 | 1,875,718 | 3,360,530 | 136,494 | 1,480,150 | 612,467 |
| 小計 Sub-total | 402 | 6 767 | 6 732 | 1,357,147 | 3,226,485 | 5,468,570 | 180,215 | 2,225,552 | 884,939 |

4. (續) 2012年按行業組別和業務收益及其他收入劃分的所有機構單位主要統計數字

(Cont'd) Principal statistics for all establishments by industry grouping and business receipts and other income, 2012

千港元(另有註明除外)
HK\$ thousand (unless otherwise specified)

| 行業組別/ Business receipts and other income (\$'000) | 機構單位 數目 Number of establishments | 就業人數 Number of persons engaged | 僱員人數 Number of employees | 僱員薪酬 Compensation of employees | 營運開支 Operating expenses | 業務收益及 其他收入 Business receipts and other income | 固定資產的 買賣淨值 Gross additions to fixed assets | 增加價值 Value added | 盈餘總額 Gross surplus |
|---|---|---|--------------------------------|--------------------------------------|-------------------------------|---|--|------------------------|--------------------------|
| 速遞活動 | | | | | | | | | |
| Courier activities | | | | | | | | | |
| <1,000 | 159 | 360 | 174 | 13,748 | 33,008 | 60,658 | 1,441 | 28,036 | 13,901 |
| 1,000 - 4,999 | 113 | 1,292 | 1,205 | 131,086 | 102,608 | 250,617 | 1,196 | 148,468 | 16,923 |
| 5,000 - 9,999 | 56 | 753 | 751 | 88,808 | 304,740 | 385,463 | 7,897 | 82,293 | -8,084 |
| 10,000 - 19,999 | 31 | 975 | 975 | 126,803 | 318,578 | 459,789 | 3,329 | 142,754 | 14,407 |
| 20,000 - 49,999 | 25 | 2,668 | 2,666 | 338,269 | 456,006 | 788,549 | 1,881 | 333,451 | -5,726 |
| ≥50,000 | 19 | 6,335 | 6,335 | 2,210,313 | 20,912,399 | 23,517,814 | 112,849 | 2,597,767 | 395,102 |
| 小計 Sub-total | 403 | 12,383 | 12,105 | 2,909,027 | 22,127,339 | 25,462,890 | 128,593 | 3,332,768 | 426,524 |
| 所有運輸、倉庫及速遞服務組別 | | | | | | | | | |
| All transportation, storage and courier services groupings | | | | | | | | | |
| <1,000 | 17,747 | 21,973 | 4,905 | 545,802 | 3,632,924 | 6,899,242 | 308,054 | 3,826,376 | 2,720,515 |
| 1,000 - 4,999 | 4,552 | 20,296 | 18,217 | 2,998,523 | 6,186,759 | 10,119,627 | 358,840 | 4,333,288 | 934,345 |
| 5,000 - 9,999 | 1,312 | 10,330 | 10,205 | 2,052,586 | 6,782,118 | 9,046,974 | 159,776 | 2,385,538 | 212,270 |
| 10,000 - 19,999 | 1,241 | 14,496 | 14,493 | 2,920,097 | 13,852,777 | 17,530,238 | 226,802 | 3,729,672 | 757,364 |
| 20,000 - 49,999 | 842 | 25,508 | 25,504 | 5,759,015 | 18,237,967 | 26,157,059 | -637,694 | 8,031,096 | 2,160,077 |
| ≥50,000 | 610 | 128,090 | 128,090 | 46,895,809 | 324,784,383 | 416,196,691 | 27,979,273 | 92,677,098 | 44,516,498 |
| 總計 Total | 26,304 | 220,694 | 201,414 | 61,171,833 | 373,476,928 | 485,949,830 | 28,395,053 | 114,983,068 | 51,301,070 |

5. 2012年按行業組別及增加價值劃分的所有機構單位主要統計數字

Principal statistics for all establishments by industry grouping and value added, 2012

千港元(另有註明除外)
HK\$ thousand (unless otherwise specified)

| 行業組別/ 增加價值(千港元) Industry grouping/ Value added (\$'000) | 機構單位 數目 Number of establishments | 就業人數 Number of persons engaged | 僱員人數 Number of employees | 僱員薪酬 Compensation of employees | 營運開支 Operating expenses | 業務收益及 其他收入 Business receipts and other income | | 固定資產的 買賣淨值 Gross additions to fixed assets | | 增加價值 Value added | 盈餘總額 Gross surplus | |
|--|---|---|--------------------------------|--------------------------------------|-------------------------------|---|-----------|--|------------|------------------------|--------------------------|--|
| | | | | | | | | | | | | |
| 陸路客運 | | | | | | | | | | | | |
| Land passenger transport | | | | | | | | | | | | |
| <500 | 10 600 | 11 867 | 1 481 | 121,318 | 1,905,176 | 3,632,925 | 125,164 | 2,141,534 | 1,606,431 | | | |
| 500 - 2,499 | 924 | 3 308 | 2 539 | 281,074 | 947,252 | 1,625,143 | 43,471 | 907,618 | 396,817 | | | |
| 2,500 - 4,999 | 140 | 1 930 | 1 927 | 249,345 | 780,789 | 1,176,301 | 48,067 | 481,198 | 146,166 | | | |
| 5,000 - 9,999 | 71 | 3 068 | 3 068 | 385,901 | 985,086 | 1,475,864 | 57,191 | 522,050 | 104,877 | | | |
| 10,000 - 24,999 | 64 | 3 940 | 3 940 | 583,211 | 1,350,685 | 2,231,241 | 159,049 | 942,147 | 297,346 | | | |
| ≥25,000 | 33 | 35 156 | 35 156 | 9,722,941 | 14,751,992 | 35,077,344 | 2,995,510 | 19,922,808 | 10,602,411 | | | |
| 小計 Sub-total | 11 832 | 59 270 | 48 111 | 11,343,789 | 20,720,980 | 45,218,818 | 3,428,452 | 24,917,356 | 13,154,048 | | | |
| 陸路貨運 | | | | | | | | | | | | |
| Land freight transport | | | | | | | | | | | | |
| <500 | 5 077 | 7 644 | 2 174 | 264,801 | 2,005,065 | 3,073,872 | 200,619 | 1,119,068 | 804,006 | | | |
| 500 - 2,499 | 2 190 | 10 082 | 9 098 | 1,642,340 | 2,808,572 | 5,019,176 | 172,162 | 2,297,662 | 568,264 | | | |
| 2,500 - 4,999 | 350 | 4 823 | 4 771 | 933,062 | 1,382,135 | 2,531,809 | 70,419 | 1,204,325 | 216,612 | | | |
| 5,000 - 9,999 | 121 | 3 213 | 3 213 | 609,899 | 719,845 | 1,479,035 | 53,357 | 778,055 | 149,291 | | | |
| 10,000 - 24,999 | 69 | 3 770 | 3 770 | 803,243 | 1,469,458 | 2,494,207 | 72,912 | 1,024,506 | 221,506 | | | |
| ≥25,000 | 21 | 4 415 | 4 415 | 980,314 | 1,834,439 | 3,053,166 | 119,543 | 1,233,349 | 238,413 | | | |
| 小計 Sub-total | 7 828 | 33 946 | 27 441 | 5,233,658 | 10,219,514 | 17,651,265 | 689,012 | 7,656,964 | 2,198,092 | | | |
| 陸路運輸輔助服務活動及其他陸路運輸服務 | | | | | | | | | | | | |
| Service activities incidental to land transportation and other land transport services | | | | | | | | | | | | |
| <500 | 171 | 342 | 211 | 10,160 | 37,256 | 61,396 | 163 | 24,170 | 13,980 | | | |
| 500 - 2,499 | 141 | 403 | 346 | 54,920 | 146,602 | 243,865 | 28,459 | 139,669 | 42,342 | | | |
| 2,500 - 4,999 | 10 | 165 | 165 | 19,030 | 60,175 | 98,650 | 2,187 | 39,227 | 19,445 | | | |
| 5,000 - 9,999 | 9 | 187 | 174 | 35,183 | 50,425 | 98,925 | -1,232 | 56,407 | 13,316 | | | |
| 10,000 - 24,999 | 19 | 1 589 | 1 589 | 187,002 | 383,872 | 655,284 | 32,942 | 277,471 | 84,410 | | | |
| ≥25,000 | 13 | 5 141 | 5 141 | 945,699 | 1,326,473 | 5,352,781 | 19,643 | 4,035,075 | 3,080,608 | | | |
| 小計 Sub-total | 362 | 7 827 | 7 626 | 1,251,994 | 2,004,804 | 6,510,900 | 82,163 | 4,572,019 | 3,254,102 | | | |

5. (續) 2012年按行業組別及增加價值劃分的所有機構單位主要統計數字 (Cont'd) Principal statistics for all establishments by industry grouping and value added, 2012

千港元(另有註明除外)
HK\$ thousand (unless otherwise specified)

| 行業組別/ 增加價值(千港元) Industry grouping/ Value added (\$'000) | 機構單位 數目 Number of establishments | 就業人數 Number of persons engaged | 僱員人數 Number of employees | 僱員薪酬 Compensation of employees | 營運開支 Operating expenses | 業務收益及 其他收入 Business receipts and other income | | 固定資產的 買賣淨值 Gross additions to fixed assets | | 增加價值 Value added | 盈餘總額 Gross surplus | |
|--|---|---|--------------------------------|--------------------------------------|-------------------------------|---|--|--|------------|------------------------|--------------------------|--|
| | | | | | | 業務收益及 其他收入 Business receipts and other income | 固定資產的 買賣淨值 Gross additions to fixed assets | | | | | |
| 跨境水上運輸 | | | | | | | | | | | | |
| Cross-border water transport | | | | | | | | | | | | |
| <500 | 44 | 667 | 667 | 238,605 | 32,251,869 | 29,508,550 | -290,332 | -2,584,861 | -2,981,923 | | | |
| 500 - 2,499 | 110 | 558 | 558 | 203,971 | 323,108 | 522,238 | 4,227 | 201,249 | -4,841 | | | |
| 2,500 - 4,999 | 77 | 917 | 917 | 297,164 | 2,325,101 | 2,624,200 | 31,773 | 280,236 | 1,935 | | | |
| 5,000 - 9,999 | 42 | 949 | 949 | 314,929 | 1,572,447 | 1,971,215 | 69,287 | 321,382 | 83,839 | | | |
| 10,000 - 24,999 | 93 | 2,529 | 2,529 | 832,995 | 2,217,105 | 3,787,089 | -262,951 | 1,594,939 | 736,990 | | | |
| ≥25,000 | 88 | 7,664 | 7,664 | 3,831,698 | 60,877,980 | 68,481,363 | -323,482 | 7,930,204 | 3,771,684 | | | |
| 小計 Sub-total | 455 | 13,284 | 13,284 | 5,719,362 | 99,567,610 | 106,894,655 | -771,478 | 7,743,149 | 1,607,683 | | | |
| 港內水上運輸 | | | | | | | | | | | | |
| Inland water transport | | | | | | | | | | | | |
| <500 | 134 | 260 | 64 | *** | *** | *** | *** | *** | *** | *** | *** | |
| 500 - 2,499 | 78 | 341 | 326 | *** | *** | *** | *** | *** | *** | *** | *** | |
| 2,500 - 4,999 | 15 | 306 | 305 | 70,049 | 196,679 | 247,815 | 25,470 | 54,711 | -18,913 | | | |
| 5,000 - 9,999 | 5 | 156 | 156 | 26,690 | 74,004 | 108,328 | 110 | 35,591 | 7,634 | | | |
| 10,000 - 24,999 | 9 | 271 | 271 | 89,383 | 478,754 | 612,157 | 6,606 | 134,164 | 44,020 | | | |
| ≥25,000 | 5 | 977 | 977 | 258,008 | 356,401 | 764,516 | 18,156 | 410,530 | 150,107 | | | |
| 小計 Sub-total | 248 | 2,311 | 2,099 | 517,733 | 1,288,820 | 2,010,615 | 56,173 | 731,408 | 204,062 | | | |
| 水上運輸輔助服務活動 | | | | | | | | | | | | |
| Service activities incidental to water transportation | | | | | | | | | | | | |
| <500 | 170 | 172 | 29 | 7,219 | 23,930 | 41,329 | -13,188 | 20,708 | 10,181 | | | |
| 500 - 2,499 | 97 | 626 | 592 | 99,820 | 271,264 | 378,887 | -12,575 | 119,564 | 7,804 | | | |
| 2,500 - 4,999 | 44 | 495 | 480 | 124,689 | 474,099 | 629,666 | 4,974 | 165,862 | 30,879 | | | |
| 5,000 - 9,999 | 22 | 171 | 170 | 31,455 | 526,862 | 673,468 | 32,105 | 160,962 | 115,152 | | | |
| 10,000 - 24,999 | 28 | 879 | 875 | 278,283 | 471,194 | 897,395 | 2,250 | 429,034 | 147,918 | | | |
| ≥25,000 | 21 | 5,808 | 5,808 | 2,116,428 | 5,515,211 | 12,797,299 | 681,032 | 7,681,416 | 5,165,660 | | | |
| 小計 Sub-total | 382 | 8,151 | 7,955 | 2,657,894 | 7,282,558 | 15,418,045 | 694,597 | 8,577,547 | 5,477,593 | | | |

5. (續) 2012年按行業組別及增加價值劃分的所有機構單位主要統計數字 (Cont'd) Principal statistics for all establishments by industry grouping and value added, 2012

千港元(另有註明除外)
HK\$ thousand (unless otherwise specified)

| 行業組別/ 增加價值(千港元) Industry grouping/ Value added (\$'000) | 機構單位 數目 Number of establishments | | 就業人數 Number of persons engaged | 僱員人數 Number of employees | 僱員薪酬 Compensation of employees | 營運開支 Operating expenses | 業務收益及 其他收入 Business receipts and other income | | 固定資產的 買賣淨值 Gross additions to fixed assets | | 增加價值 Value added | 盈餘總額 Gross surplus |
|---|---|--------|---|--------------------------------|--------------------------------------|-------------------------------|---|------------|--|------------|------------------------|--------------------------|
| | 16 | 32 | | | | | 32 | 32 | *** | *** | | |
| 航空運輸及航空運輸輔助服務活動 | | | | | | | | | | | | |
| Air transport and service activities incidental to air transportation | | | | | | | | | | | | |
| <500 | 16 | 32 | 32 | 32 | *** | *** | *** | *** | *** | *** | *** | *** |
| 500 - 2,499 | 4 | 24 | 24 | 24 | *** | *** | *** | *** | *** | *** | *** | *** |
| 2,500 - 4,999 | 13 | 144 | 144 | 144 | 49,080 | 16,749 | 69,594 | 52 | 52,845 | 52,845 | 3,765 | |
| 5,000 - 9,999 | 14 | 332 | 332 | 332 | 96,774 | 370,321 | 466,135 | 1,667 | 95,653 | 95,653 | -960 | |
| 10,000 - 24,999 | 23 | 856 | 856 | 856 | 372,108 | 358,954 | 744,231 | 9,796 | 385,380 | 385,380 | 13,169 | |
| ≥25,000 | 46 | 36 096 | 36 096 | 36 096 | 19,448,281 | 99,113,342 | 137,171,144 | 24,201,180 | 40,351,045 | 40,351,045 | 18,609,521 | |
| 小計 Sub-total | 117 | 37 484 | 37 484 | 37 484 | 19,979,150 | 99,871,620 | 138,474,824 | 24,212,977 | 40,896,389 | 40,896,389 | 18,624,055 | |
| 其他運輸輔助活動 | | | | | | | | | | | | |
| Other transportation support activities | | | | | | | | | | | | |
| <500 | 2 105 | 5 073 | 4 413 | 4 413 | 666,696 | 3,869,951 | 4,256,768 | 63,123 | 441,890 | 441,890 | -279,879 | |
| 500 - 2,499 | 1 412 | 6 638 | 6 604 | 6 604 | 1,448,633 | 16,032,146 | 17,550,610 | 51,694 | 1,525,019 | 1,525,019 | 69,831 | |
| 2,500 - 4,999 | 352 | 3 673 | 3 673 | 3 673 | 855,937 | 8,969,108 | 10,065,195 | 16,896 | 1,110,512 | 1,110,512 | 240,151 | |
| 5,000 - 9,999 | 177 | 2 831 | 2 831 | 2 831 | 770,069 | 6,844,222 | 8,084,946 | 43,722 | 1,236,282 | 1,236,282 | 470,654 | |
| 10,000 - 24,999 | 136 | 5 600 | 5 600 | 5 600 | 1,603,474 | 17,585,469 | 19,976,109 | -493,576 | 2,407,118 | 2,407,118 | 787,166 | |
| ≥25,000 | 94 | 15 455 | 15 455 | 15 455 | 4,857,269 | 53,866,300 | 62,905,620 | 12,488 | 7,609,094 | 7,609,094 | 4,182,051 | |
| 小計 Sub-total | 4 276 | 39 271 | 38 577 | 38 577 | 10,202,079 | 107,167,196 | 122,839,248 | -305,652 | 14,329,915 | 14,329,915 | 5,469,973 | |
| 貨倉及倉庫服務 | | | | | | | | | | | | |
| Warehousing and storage | | | | | | | | | | | | |
| <500 | 244 | 273 | 239 | 239 | 31,392 | 162,539 | 201,116 | 5,639 | 38,577 | 38,577 | 7,186 | |
| 500 - 2,499 | 81 | 501 | 501 | 501 | 81,069 | 337,074 | 446,377 | 2,317 | 109,319 | 109,319 | 28,235 | |
| 2,500 - 4,999 | 15 | 194 | 194 | 194 | 25,357 | 168,272 | 216,342 | 577 | 49,618 | 49,618 | 22,713 | |
| 5,000 - 9,999 | 26 | 590 | 590 | 590 | 133,629 | 386,164 | 623,703 | 21,784 | 210,296 | 210,296 | 103,910 | |
| 10,000 - 24,999 | 19 | 1 206 | 1 205 | 1 205 | 213,078 | 352,804 | 658,346 | 10,718 | 318,466 | 318,466 | 92,465 | |
| ≥25,000 | 17 | 4 002 | 4 002 | 4 002 | 872,622 | 1,819,633 | 3,322,686 | 139,180 | 1,499,275 | 1,499,275 | 630,430 | |
| 小計 Sub-total | 402 | 6 767 | 6 732 | 6 732 | 1,357,147 | 3,226,485 | 5,468,570 | 180,215 | 2,225,552 | 2,225,552 | 884,939 | |

5. (續) 2012年按行業組別及增加價值劃分的所有機構單位主要統計數字 (Cont'd) Principal statistics for all establishments by industry grouping and value added, 2012

千港元(另有註明除外)
HK\$ thousand (unless otherwise specified)

| 行業組別/ 增加價值(千港元) Industry grouping/ Value added (\$'000) | 機構單位 數目 Number of establishments | 就業人數 Number of persons engaged | 僱員人數 Number of employees | 僱員薪酬 Compensation of employees | 營運開支 Operating expenses | 業務收益及 其他收入 Business receipts and other income | | 固定資產的 買賣淨值 Gross additions to fixed assets | | 增加價值 Value added | 盈餘總額 Gross surplus | |
|---|---|---|--------------------------------|--------------------------------------|-------------------------------|---|------------|--|------------|------------------------|--------------------------|--|
| | | | | | | | | | | | | |
| 速遞活動 | | | | | | | | | | | | |
| Courier activities | | | | | | | | | | | | |
| <500 | 185 | 748 | 526 | 70,213 | 217,452 | 233,682 | 3,988 | 17,123 | -53,982 | | | |
| 500 - 2,499 | 139 | 1 457 | 1 409 | 173,852 | 476,150 | 658,829 | 6,378 | 184,759 | 8,826 | | | |
| 2,500 - 4,999 | 31 | 701 | 694 | 89,928 | 216,934 | 323,658 | 2,149 | 108,320 | 16,796 | | | |
| 5,000 - 9,999 | 17 | 804 | 804 | 106,417 | 313,390 | 438,851 | 4,122 | 126,816 | 19,044 | | | |
| 10,000 - 24,999 | 16 | 1 552 | 1 550 | 201,646 | 473,832 | 717,228 | 1,843 | 244,070 | 41,749 | | | |
| ≥25,000 | 15 | 7 122 | 7 122 | 2,266,971 | 20,429,580 | 23,090,643 | 110,113 | 2,651,681 | 394,091 | | | |
| 小計 Sub-total | 403 | 12 383 | 12 105 | 2,909,027 | 22,127,339 | 25,462,890 | 128,593 | 3,332,768 | 426,524 | | | |
| 所有運輸、倉庫及速遞服務組別 | | | | | | | | | | | | |
| All transportation, storage and courier services groupings | | | | | | | | | | | | |
| <500 | 18 746 | 27 078 | 9 837 | 1,427,951 | 40,586,457 | 41,135,260 | 98,691 | 1,230,610 | -879,148 | | | |
| 500 - 2,499 | 5 177 | 23 938 | 21 998 | 4,054,643 | 21,424,185 | 26,621,023 | 298,733 | 5,580,337 | 1,142,196 | | | |
| 2,500 - 4,999 | 1 047 | 13 348 | 13 270 | 2,713,640 | 14,590,041 | 17,983,230 | 202,563 | 3,546,854 | 679,548 | | | |
| 5,000 - 9,999 | 504 | 12 303 | 12 289 | 2,510,945 | 11,842,767 | 15,420,470 | 282,114 | 3,543,496 | 1,066,758 | | | |
| 10,000 - 24,999 | 476 | 22 191 | 22 184 | 5,164,422 | 25,142,127 | 32,773,287 | -460,411 | 7,757,294 | 2,466,739 | | | |
| ≥25,000 | 353 | 121 836 | 121 836 | 45,300,232 | 259,891,351 | 352,016,559 | 27,973,363 | 93,324,477 | 46,824,977 | | | |
| 總計 Total | 26 304 | 220 694 | 201 414 | 61,171,833 | 373,476,928 | 485,949,830 | 28,395,053 | 114,983,068 | 51,301,070 | | | |

**6. 2010至2012年按行業組別劃分的所有機構單位的選定主要統計項目相對業務收益及其他收入的比率
Ratios of selected principal statistics items to business receipts and other income for all establishments by industry grouping, 2010 to 2012**

| 行業組別 Industry grouping | 相對業務收益及其他收入的比率 (%) Ratios to business receipts and other income (%) | | | | | | | | | | |
|--|--|------|----------------------------|------|------|------|-----------------------|------|---------------------|------|------|
| | 僱員薪酬 Compensation of employees | | 營運開支 Operating expenses | | | | 盈餘總額 Gross surplus | | 增加價值 Value added | | |
| | 2010 | 2011 | 2012 | 2010 | 2011 | 2012 | 2010 | 2011 | 2010 | 2011 | 2012 |
| 陸路客運 Land passenger transport | 26 | 26 | 25 | 44 | 46 | 46 | 30 | 29 | 60 | 56 | 55 |
| 陸路貨運 Land freight transport | 23 | 24 | 30 | 65 | 64 | 58 | 12 | 11 | 37 | 37 | 43 |
| 陸路運輸輔助服務活動及其他陸路運輸服務 Service activities incidental to land transportation and other land transport services | 20 | 18 | 19 | 31 | 31 | 31 | 50 | 50 | 70 | 70 | 70 |
| 跨境水上運輸 Cross-border water transport | 5 | 5 | 5 | 82 | 93 | 93 | 13 | 2 | 18 | 7 | 7 |
| 港內水上運輸 Inland water transport | 23 | 25 | 26 | 64 | 61 | 64 | 13 | 14 | 36 | 39 | 36 |
| 水上運輸輔助服務活動 Service activities incidental to water transportation | 17 | 16 | 17 | 43 | 46 | 47 | 40 | 37 | 60 | 57 | 56 |
| 航空運輸及航空運輸輔助服務活動 Air transport and service activities incidental to air transportation | 14 | 14 | 14 | 63 | 72 | 72 | 23 | 14 | 38 | 29 | 30 |
| 其他運輸輔助活動 Other transportation support activities | 7 | 8 | 8 | 88 | 87 | 87 | 5 | 5 | 11 | 12 | 12 |
| 貨倉及倉庫服務 Warehousing and storage | 27 | 25 | 25 | 58 | 56 | 59 | 14 | 19 | 41 | 43 | 41 |
| 速遞活動 Courier activities | 12 | 12 | 11 | 83 | 86 | 87 | 5 | 3 | 17 | 14 | 13 |
| 所有運輸、倉庫及速遞服務組別 All transportation, storage and courier services groupings | 11 | 12 | 13 | 73 | 77 | 77 | 15 | 11 | 27 | 23 | 24 |

7. 2012年按行業組別劃分的所有機構單位詳細統計數字 Detailed statistics for all establishments by industry grouping, 2012

A部：就業人數及僱員薪酬

Section A: Number of persons engaged and compensation of employees

千港元(另有註明除外)
HK\$ thousand (unless otherwise specified)

| 行業組別 Industry grouping | 機構單位 數目 Number of establishments | 就業人數 Number of persons engaged | | 僱員 Employees | 僱員薪酬 Compensation of employees | | 僱員實質利益費用 及僱主為僱員提供 社會保障費用 Payments in kind and employer's social security expenditure |
|---|---|-----------------------------------|---|-----------------|-----------------------------------|--|--|
| | | 共計 Total | 在職東主、 在職合夥人及 無酬家屬幫工 Working proprietors, active partners and unpaid family workers | | 共計 Total | 工資及薪酬 (包括向僱員派發以股份 為基礎的支出) Wages and salaries (including share-based payments granted to employees) | |
| 陸路客運 Land passenger transport | 11 832 | 59 270 | 11 159 | 48 111 | 11,343,789 | 10,320,827 | 1,022,962 |
| 陸路貨運 Land freight transport | 7 828 | 33 946 | 6 505 | 27 441 | 5,233,658 | 4,773,638 | 460,021 |
| 陸路運輸輔助服務活動及 其他陸路運輸服務 Service activities incidental to land transportation and other land transport services | 362 | 7 827 | 201 | 7 626 | 1,251,994 | 1,157,949 | 94,045 |
| 跨境水上運輸 Cross-border water transport | 455 | 13 284 | 0 | 13 284 | 5,719,362 | 5,112,873 | 606,490 |
| 港內水上運輸 Inland water transport | 248 | 2 311 | 212 | 2 099 | 517,733 | 479,848 | 37,884 |
| 水上運輸輔助服務活動 Service activities incidental to water transportation | 382 | 8 151 | 196 | 7 955 | 2,657,894 | 2,356,878 | 301,015 |
| 航空運輸及航空運輸輔助服務 活動 Air transport and service activities incidental to air transportation | 117 | 37 484 | 0 | 37 484 | 19,979,150 | 15,638,083 | 4,341,067 |
| 其他運輸輔助活動 Other transportation support activities | 4 276 | 39 271 | 694 | 38 577 | 10,202,079 | 9,390,134 | 811,945 |
| 貨倉及倉庫服務 Warehousing and storage | 402 | 6 767 | 34 | 6 732 | 1,357,147 | 1,254,844 | 102,302 |
| 速遞活動 Courier activities | 403 | 12 383 | 278 | 12 105 | 2,909,027 | 2,717,676 | 191,351 |
| 所有運輸、倉庫及速遞服務組別 All transportation, storage and courier services groupings | 26 304 | 220 694 | 19 280 | 201 414 | 61,171,833 | 53,202,750 | 7,969,082 |

7. (續) 2012年按行業組別劃分的所有機構單位詳細統計數字 (Cont'd) Detailed statistics for all establishments by industry grouping, 2012

B部：業務收益及其他收入

Section B: Business receipts and other income

千港元(另有註明除外)
HK\$ thousand (unless otherwise specified)

| 行業組別 Industry grouping | 機構單位 數目 Number of establishments | 業務收益及其他收入 Business receipts and other income | | | | | | | 其他收入 Income from other sources |
|---|---|---|------------------------------|----------------------------|---|---|--|-----------|--|
| | | 共計 Total | 客運收入 Passenger revenue | 貨運收入 Freight revenue | 出租運輸 工具收入 Rental for charter hire of transport equipment | 其他 業務收益 Other business receipts | 房屋地產 的租金或 分租收入 Rental income from letting/ subletting land and premises | | |
| 陸路客運 Land passenger transport | 11 832 | 45,218,818 | 34,641,554 | 48,180 | 3,952,239 | 3,373,263 | 2,164,647 | 1,038,935 | |
| 陸路貨運 Land freight transport | 7 828 | 17,651,265 | 4,456 | 17,278,040 | 30,062 | 251,948 | 23,814 | 62,946 | |
| 陸路運輸輔助服務活動及 其他陸路運輸服務 Service activities incidental to land transportation and other land transport services | 362 | 6,510,900 | 2,500 | 236,397 | 180,663 | 6,074,115 | 0 | 17,225 | |
| 跨境水上運輸 Cross-border water transport | 455 | 106,894,655 | 2,020,188 | 85,792,751 | 11,445,556 | 7,092,783 | 27,009 | 516,369 | |
| 港內水上運輸 Inland water transport | 248 | 2,010,615 | 738,311 | 717,781 | 384,002 | 108,039 | 51,989 | 10,494 | |
| 水上運輸輔助服務活動 Service activities incidental to water transportation | 382 | 15,418,045 | 0 | 12,790,579 | 53,076 | 1,671,373 | 671,097 | 231,919 | |
| 航空運輸及航空運輸輔助服務 活動 Air transport and service activities incidental to air transportation | 117 | 138,474,824 | 75,761,723 | 29,733,688 | 5,535,818 | 25,157,884 | 484,996 | 1,800,715 | |
| 其他運輸輔助活動 Other transportation support activities | 4 276 | 122,839,248 | 5,356 | 119,347,965 | 10,699 | 1,824,383 | 51,210 | 1,599,636 | |
| 貨倉及倉庫服務 Warehousing and storage | 402 | 5,468,570 | 0 | 5,112,934 | 95 | 269,306 | 33,324 | 52,912 | |
| 速遞活動 Courier activities | 403 | 25,462,890 | 0 | 24,701,842 | 2,379 | 742,527 | 1,611 | 14,532 | |
| 所有運輸、倉庫及速遞服務組別 All transportation, storage and courier services groupings | 26 304 | 485,949,830 | 113,174,087 | 295,760,156 | 21,594,588 | 46,565,619 | 3,509,697 | 5,345,683 | |

7. (續) 2012年按行業組別劃分的所有機構單位詳細統計數字 (Cont'd) Detailed statistics for all establishments by industry grouping, 2012

C部：營運開支

Section C: Operating expenses

千港元(另有註明除外)
HK\$ thousand (unless otherwise specified)

| 行業組別 Industry grouping | 機構單位 數目 Number of establishments | 共計 Total | 營運開支 Operating expenses | | | | | | | 水費及 電費 Water and electricity |
|---|---|-------------|--|------------------------------|--|-----------------------------------|---|-------------|-----------|---------------------------------------|
| | | | 土地及樓宇的 租金、差餉及 地租 Rent, rates and government rent for land and buildings | 利息支付 Interest payments | 保險費及銀行 收取的費用 Insurance and premiums and bank charges | 維修保養 Repair and maintenance | 日常經營 所需用品 Materials and supplies used in business | 燃料 Fuels | | |
| 陸路客運 Land passenger transport | 1 832 | 20,720,980 | 671,980 | 1,456,762 | 1,013,045 | 1,911,403 | 988,623 | 4,079,148 | 1,304,005 | |
| 陸路貨運 Land freight transport | 7 828 | 10,219,514 | 860,554 | 115,368 | 226,858 | 526,335 | 285,964 | 2,118,978 | 50,037 | |
| 陸路運輸輔助服務活動及 其他陸路運輸服務 Service activities incidental to land transportation and other land transport services | 362 | 2,004,804 | 1,311,908 | 29,276 | 63,459 | 108,470 | 21,750 | 37,515 | 109,937 | |
| 跨境水上運輸 Cross-border water transport | 455 | 99,567,610 | 527,889 | 918,851 | 553,531 | 1,177,890 | 1,009,481 | 20,592,386 | 42,021 | |
| 港內水上運輸 Inland water transport | 248 | 1,288,820 | 20,930 | 15,532 | 34,768 | 95,312 | 31,609 | 456,995 | 8,206 | |
| 水上運輸輔助服務活動 Service activities incidental to water transportation | 382 | 7,282,558 | 702,329 | 631,671 | 196,348 | 513,861 | 72,902 | 418,091 | 261,020 | |
| 航空運輸及航空運輸輔助服務 活動 Air transport and service activities incidental to air transportation | 117 | 99,871,620 | 1,764,791 | 4,093,859 | 703,444 | 9,686,307 | 3,631,045 | 43,649,574 | 295,580 | |
| 其他運輸輔助活動 Other transportation support activities | 4 276 | 107,167,196 | 2,185,656 | 201,785 | 261,808 | 153,015 | 333,312 | 102,404 | 165,518 | |
| 貨倉及倉庫服務 Warehousing and storage | 402 | 3,226,485 | 1,359,260 | 26,304 | 47,470 | 123,704 | 75,343 | 33,528 | 215,485 | |
| 速遞活動 Courier activities | 403 | 22,127,339 | 418,176 | 8,691 | 23,855 | 87,834 | 138,254 | 75,089 | 43,047 | |
| 所有運輸、倉庫及速遞服務組別 All transportation, storage and courier services groupings | 26 304 | 373,476,928 | 9,823,474 | 7,498,099 | 3,124,586 | 14,384,131 | 6,588,283 | 71,563,709 | 2,494,855 | |

7. (續) 2012年按行業組別劃分的所有機構單位詳細統計數字
(Cont'd) Detailed statistics for all establishments by industry grouping, 2012

C部：營運開支 (續)
Section C : Operating expenses (Cont'd)

千港元(另有註明除外)
HK\$ thousand (unless otherwise specified)

| 行業組別 Industry grouping | 營運開支 Operating expenses | | | | | | | 其他 營運開支 Other operating expenses |
|---|--|--|--|--|---|---------------------------------------|----------------------------------|--|
| | 運費及其他 運輸開支 Freight charges and cost of transport contract work | 運輸工具 租用費 Charter hire of transport equipment | 代理費、 佣金及 經紀費 Agency fees, commissions and brokerage fees | 外聘工 支出 Payments to outworkers | 行車隧道、橋樑及幹線 使用費、港口服務費、 飛機著陸及停泊開支 Tunnel, bridge and link toll payable, charges for port services, aircraft landing and parking expenses | 專業服務費 Professional service fees | 支援服務費 Support service fees | |
| 陸路客運 Land passenger transport | 1,729,050 | 2,749,312 | 169,325 | 1,691 | 1,146,545 | 493,735 | 435,854 | 2,570,521 |
| 陸路貨運 Land freight transport | 3,796,798 | 153,663 | 1,646 | 172,792 | 1,157,329 | 72,101 | 32,435 | 648,656 |
| 陸路運輸輔助服務活動及 其他陸路運輸服務 Service activities incidental to land transportation and other land transport services | 53,979 | 3,888 | 23,949 | 53,873 | 27,894 | 24,246 | 20,015 | 114,649 |
| 跨境水上運輸 Cross-border water transport | 34,252,410 | 19,232,863 | 263,066 | 13,622 | 18,287,769 | 317,218 | 43,273 | 2,355,337 |
| 港內水上運輸 Inland water transport | 156,815 | 254,572 | 1,739 | 4,576 | 77,948 | 17,769 | 10,670 | 101,378 |
| 水上運輸輔助服務活動 Service activities incidental to water transportation | 3,250,618 | 375,620 | 80,335 | 42,308 | 33,628 | 59,700 | 89,120 | 555,007 |
| 航空運輸及航空運輸輔助服務 活動 Air transport and service activities incidental to air transportation | 949,878 | 7,062,579 | 2,503,572 | 42 | 14,234,978 | 809,376 | 1,214,956 | 9,271,640 |
| 其他運輸輔助活動 Other transportation support activities | 99,484,878 | 275,058 | 4,595 | 55,715 | 176,015 | 367,205 | 130,480 | 3,269,754 |
| 貨倉及倉庫服務 Warehousing and storage | 617,505 | 5,345 | 2,659 | 10,076 | 22,127 | 27,352 | 61,944 | 598,385 |
| 速遞活動 Courier activities | 20,503,160 | 72,280 | 165,669 | 3,057 | 83,366 | 37,820 | 52,531 | 414,509 |
| 所有運輸、倉庫及速遞服務組別 All transportation, storage and courier services groupings | 164,795,070 | 30,185,181 | 3,216,555 | 357,750 | 35,247,598 | 2,226,522 | 2,091,277 | 19,879,836 |

7. (續) 2012年按行業組別劃分的所有機構單位詳細統計數字 (Cont'd) Detailed statistics for all establishments by industry grouping, 2012

D部：添置的固定資產及出售固定資產的收入

Section D : Acquisition of fixed assets and proceeds from sales of fixed assets

| 行業組別 Industry grouping | 機構單位 數目 Number of establishments | 添置的固定資產 Acquisition of fixed assets | | | | 出售固定資產的收入 Proceeds from sales of fixed assets | | | |
|---|---|--|--------------------------------|---------------------------------------|--|--|--------------------------------|---------------------------------------|--|
| | | 共計 Total | 運輸工具 Transport equipment | 土地 及樓宇 Land and buildings | 其他 固定資產 Other fixed assets | 共計 Total | 運輸工具 Transport equipment | 土地 及樓宇 Land and buildings | 其他 固定資產 Other fixed assets |
| | | | | | | | | | |
| 陸路客運 Land passenger transport | 11 832 | 3,587,579 | 2,821,318 | 73,079 | 693,183 | 159,127 | 146,166 | 2,876 | 10,086 |
| 陸路貨運 Land freight transport | 7 828 | 850,434 | 771,663 | 43,340 | 35,431 | 161,422 | 157,966 | 0 | 3,456 |
| 陸路運輸輔助服務活動及 其他陸路運輸服務 Service activities incidental to land transportation and other land transport services | 362 | 94,805 | 72,904 | 1,637 | 20,264 | 12,642 | 11,277 | 0 | 1,365 |
| 跨境水上運輸 Cross-border water transport | 455 | 1,658,245 | 1,437,652 | 25,364 | 195,229 | 2,429,723 | 1,973,370 | 450,642 | 5,710 |
| 港內水上運輸 Inland water transport | 248 | 73,520 | 55,264 | 14,982 | 3,274 | 17,347 | 13,387 | 3,960 | 0 |
| 水上運輸輔助服務活動 Service activities incidental to water transportation | 382 | 732,729 | 272,185 | 207,766 | 252,778 | 38,132 | 33,512 | 2,420 | 2,199 |
| 航空運輸及航空運輸輔助服務 活動 Air transport and service activities incidental to air transportation | 117 | 28,056,342 | 24,061,707 | 2,660,344 | 1,334,291 | 3,843,365 | 3,840,665 | 0 | 2,700 |
| 其他運輸輔助活動 Other transportation support activities | 4 276 | 593,244 | 148,178 | 144,432 | 300,634 | 898,896 | 28,386 | 747,190 | 123,319 |
| 貨倉及倉庫服務 Warehousing and storage | 402 | 195,569 | 65,649 | 72,975 | 56,944 | 15,354 | 2,429 | 1,833 | 11,092 |
| 速遞活動 Courier activities | 403 | 153,588 | 66,108 | 30,541 | 56,939 | 24,994 | 9,618 | 0 | 15,376 |
| 所有運輸、倉庫及速遞服務組別 All transportation, storage and courier services groupings | 26 304 | 35,996,055 | 29,772,629 | 3,274,460 | 2,948,967 | 7,601,003 | 6,216,777 | 1,208,922 | 175,304 |

7. (續) 2012年按行業組別劃分的所有機構單位詳細統計數字 (Cont'd) Detailed statistics for all establishments by industry grouping, 2012

E部：固定資產的買賣淨值

Section E: Gross additions to fixed assets

| 行業組別 Industry grouping | 機構單位 數目 Number of establishments | 固定資產的買賣淨值 Gross additions to fixed assets | | | | 其他 固定資產 Other fixed assets |
|---|---|--|--------------------------------|---------------------------------------|---|--|
| | | 共計 Total | 運輸工具 Transport equipment | 土地 及樓宇 Land and buildings | 千港元(另有註明除外) HK\$ thousand (unless otherwise specified) | |
| 陸路客運 Land passenger transport | 11 832 | 3,428,452 | 2,675,152 | 70,203 | 683,098 | |
| 陸路貨運 Land freight transport | 7 828 | 689,012 | 613,697 | 43,340 | 31,975 | |
| 陸路運輸輔助服務活動及 其他陸路運輸服務 Service activities incidental to land transportation and other land transport services | 362 | 82,163 | 61,627 | 1,637 | 18,899 | |
| 跨境水上運輸 Cross-border water transport | 455 | -771,478 | -535,718 | -425,278 | 189,519 | |
| 港內水上運輸 Inland water transport | 248 | 56,173 | 41,877 | 11,022 | 3,274 | |
| 水上運輸輔助服務活動 Service activities incidental to water transportation | 382 | 694,597 | 238,673 | 205,346 | 250,578 | |
| 航空運輸及航空運輸輔助服務 活動 Air transport and service activities incidental to air transportation | 117 | 24,212,977 | 20,221,042 | 2,660,344 | 1,331,592 | |
| 其他運輸輔助活動 Other transportation support activities | 4 276 | -305,652 | 119,792 | -602,759 | 177,314 | |
| 貨倉及倉庫服務 Warehousing and storage | 402 | 180,215 | 63,221 | 71,142 | 45,852 | |
| 速遞活動 Courier activities | 403 | 128,593 | 56,490 | 30,541 | 41,562 | |
| 所有運輸、倉庫及速遞服務組別 All transportation, storage and courier services groupings | 26 304 | 28,395,053 | 23,555,852 | 2,065,538 | 2,773,663 | |

8. 2012年按行業組別劃分的選定主要統計數字的相對標準誤差及置信區間 Relative standard errors and confidence intervals of selected principal statistics by industry grouping, 2012

百萬元(另有註明除外)
HK\$ million (unless otherwise specified)

| 行業組別 Industry grouping | 就業人數 Number of persons engaged | | | 僱員薪酬 Compensation of employees | | | 營運開支 Operating expenses | | | 業務收益及其他收入 Business receipts and other income | | | 增加價值 Value added | | |
|---|-----------------------------------|---------------------------------|------|-----------------------------------|---------------------------------|-------------------------|-----------------------------------|---------------------------------|------|---|---------------------------------|-----|-----------------------------------|---------------------------------|-----|
| | 相對標準誤差 Relative standard error | 95% 置信區間 confidence interval | (%) | 相對標準誤差 Relative standard error | 95% 置信區間 confidence interval | (%) | 相對標準誤差 Relative standard error | 95% 置信區間 confidence interval | (%) | 相對標準誤差 Relative standard error | 95% 置信區間 confidence interval | (%) | 相對標準誤差 Relative standard error | 95% 置信區間 confidence interval | (%) |
| 陸路客運 Land passenger transport | 2.42 | 56 464 - 62 076 | 0.67 | 11,195.4 - 11,492.2 | 0.99 | 20,320.4 - 21,121.6 | 0.72 | 44,580.5 - 45,857.1 | 0.89 | 24,480.3 - 25,354.4 | | | | | |
| 陸路貨運 Land freight transport | 5.50 | 30 286 - 37 607 | 5.92 | 4,626.2 - 5,841.1 | 5.40 | 9,137.4 - 11,301.6 | 4.76 | 16,005.2 - 19,297.4 | 5.73 | 6,797.6 - 8,516.3 | | | | | |
| 陸路運輸輔助服務活動及 其他陸路運輸服務 Service activities incidental to land transportation and other land transport services | 4.06 | 7 203 - 8 450 | 3.07 | 1,176.7 - 1,327.3 | 3.10 | 1,883.1 - 2,126.5 | 1.43 | 6,327.9 - 6,693.9 | 1.22 | 4,462.6 - 4,681.4 | | | | | |
| 跨境水上運輸 Cross-border water transport | 1.91 | 12 786 - 13 782 | 2.64 | 5,423.7 - 6,015.1 | 0.63 | 98,339.7 - 100,795.5 | 0.62 | 105,605.5 - 108,183.8 | 2.32 | 7,390.4 - 8,095.9 | | | | | |
| 港內水上運輸 Inland water transport | 3.65 | 2 146 - 2 476 | 3.73 | 479.9 - 555.6 | 5.13 | 1,159.1 - 1,418.5 | 3.04 | 1,891.0 - 2,130.2 | 6.25 | 641.8 - 821.0 | | | | | |
| 水上運輸輔助服務活動 Service activities incidental to water transportation | 2.89 | 7 690 - 8 612 | 2.46 | 2,529.6 - 2,786.1 | 1.94 | 7,005.8 - 7,559.4 | 1.29 | 15,028.6 - 15,807.5 | 1.12 | 8,389.7 - 8,765.4 | | | | | |
| 航空運輸及航空運輸輔助 服務活動 Air transport and service activities incidental to air transportation | 0.12 | 37 394 - 37 573 | 0.09 | 19,942.6 - 20,015.7 | 0.07 | 99,727.8 - 100,015.4 | 0.09 | 138,223.2 - 138,726.5 | 0.28 | 40,672.3 - 41,120.5 | | | | | |

8. (續) 2012年按行業組別劃分的選定主要統計數字的相對標準誤差及置信區間
(Cont'd) Relative standard errors and confidence intervals of selected principal statistics by industry grouping, 2012

| 行業組別 Industry grouping | 就業人數 Number of persons engaged | | 僱員薪酬 Compensation of employees | | 營運開支 Operating expenses | | 業務收益及其他收入 Business receipts and other income | | 增加價值 Value added | |
|---|-----------------------------------|---------------------------------|-----------------------------------|---------------------------------|-----------------------------------|---------------------------------|---|---------------------------------|-----------------------------------|---------------------------------|
| | 相對標準誤差 Relative standard error | 95% 置信區間 confidence interval | 相對標準誤差 Relative standard error | 95% 置信區間 confidence interval | 相對標準誤差 Relative standard error | 95% 置信區間 confidence interval | 相對標準誤差 Relative standard error | 95% 置信區間 confidence interval | 相對標準誤差 Relative standard error | 95% 置信區間 confidence interval |
| | (%) | | (%) | | (%) | | (%) | | (%) | |
| 其他運輸輔助活動 Other transportation support activities | 3.74 | 36 395 - 42 147 | 2.78 | 9,646.0 - 10,758.1 | 4.10 | 98,562.4 - 115,772.0 | 3.83 | 113,613.2 - 132,065.3 | 3.99 | 13,208.2 - 15,451.6 |
| 貨倉及倉庫服務 Warehousing and storage | 4.21 | 6 208 - 7 325 | 4.03 | 1,249.9 - 1,464.4 | 6.17 | 2,836.5 - 3,616.4 | 4.68 | 4,967.1 - 5,970.1 | 5.17 | 2,000.2 - 2,450.9 |
| 速遞活動 Courier activities | 1.57 | 12 003 - 12 763 | 1.07 | 2,848.1 - 2,969.9 | 0.89 | 21,740.9 - 22,513.7 | 0.88 | 25,024.0 - 25,901.8 | 1.32 | 3,246.7 - 3,418.9 |
| 所有運輸、倉庫及速遞 服務組別 All transportation, storage and courier services groupings | 1.14 | 215 770 - 225 618 | 0.73 | 60,299.5 - 62,044.2 | 1.20 | 364,725.8 - 382,228.1 | 0.99 | 476,518.1 - 495,381.6 | 0.67 | 113,468.8 - 116,497.4 |

註釋：(1) 相對標準誤差為一統計量數，顯示估計數值的相對精確性。相對標準誤差越低，估計數值則越精確。
Notes: (1) The relative standard error is a statistical measure used to indicate the relative precision of an estimate. The smaller the relative standard error, the more precise is the value of the estimate.

(2) 統計變數的95%置信區間的上下限分別在樣本估計值之上及之下相距兩個標準誤差。若以同樣方法抽取同樣大小的樣本，每個樣本計算其置信區間，可預期當中有百分之九十五個置信區間將包含變數的實際值。

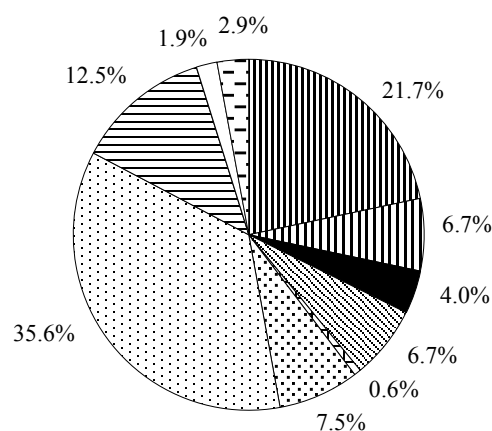
(2) A 95% confidence interval for a statistical variable is bounded by upper and lower limits which are two standard errors respectively above and below the sample estimate. If similar confidence intervals are constructed for different samples of the same size selected using the same sampling method, one would expect that 95% of them will cover the true value of the variable.

(3) 本統計表所列出的相對標準誤差及95%置信區間只根據填報機構單位的資料而計算。

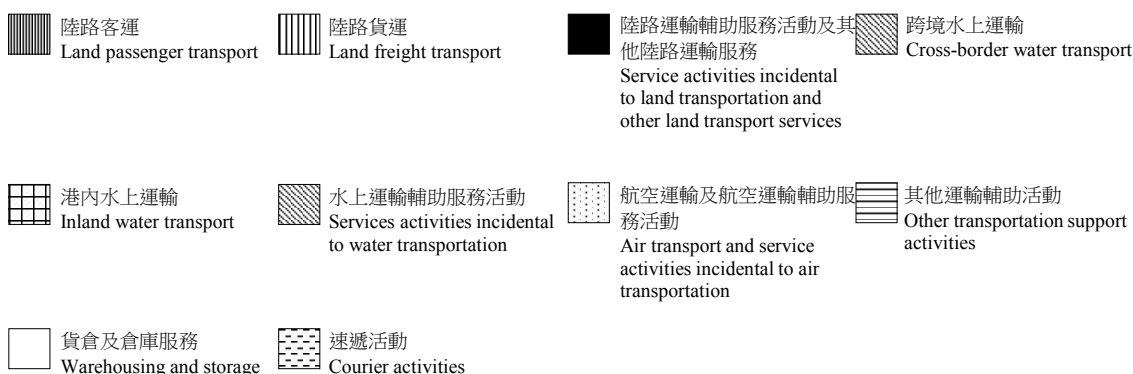
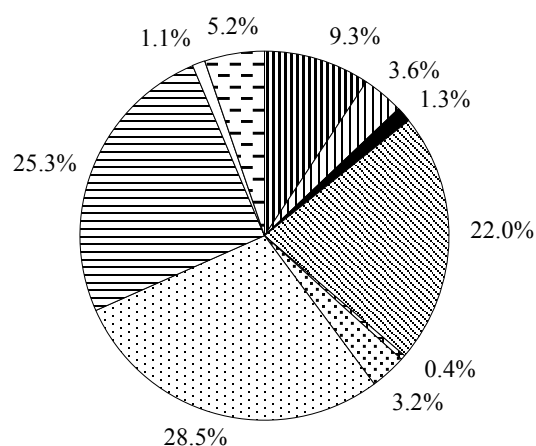
(3) Both the relative standard errors and the 95% confidence intervals given in this table have been computed on the basis of reporting establishments only.

9. 2012年按行業組別劃分的增加價值和業務收益及其他收入百分比 Percentage shares of industry groupings in terms of value added and business receipts and other income, 2012

1. 增加價值 Value added



2. 業務收益及其他收入 Business receipts and other income

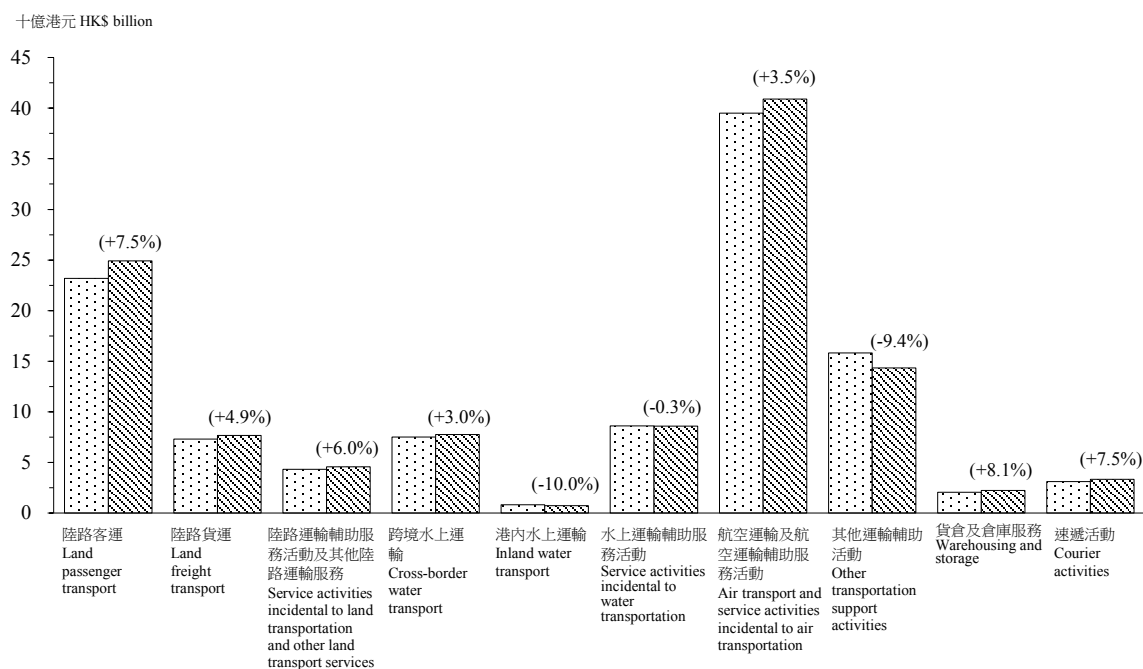


註釋：由於四捨五入關係，統計圖內個別百分比的和可能不等於100%。

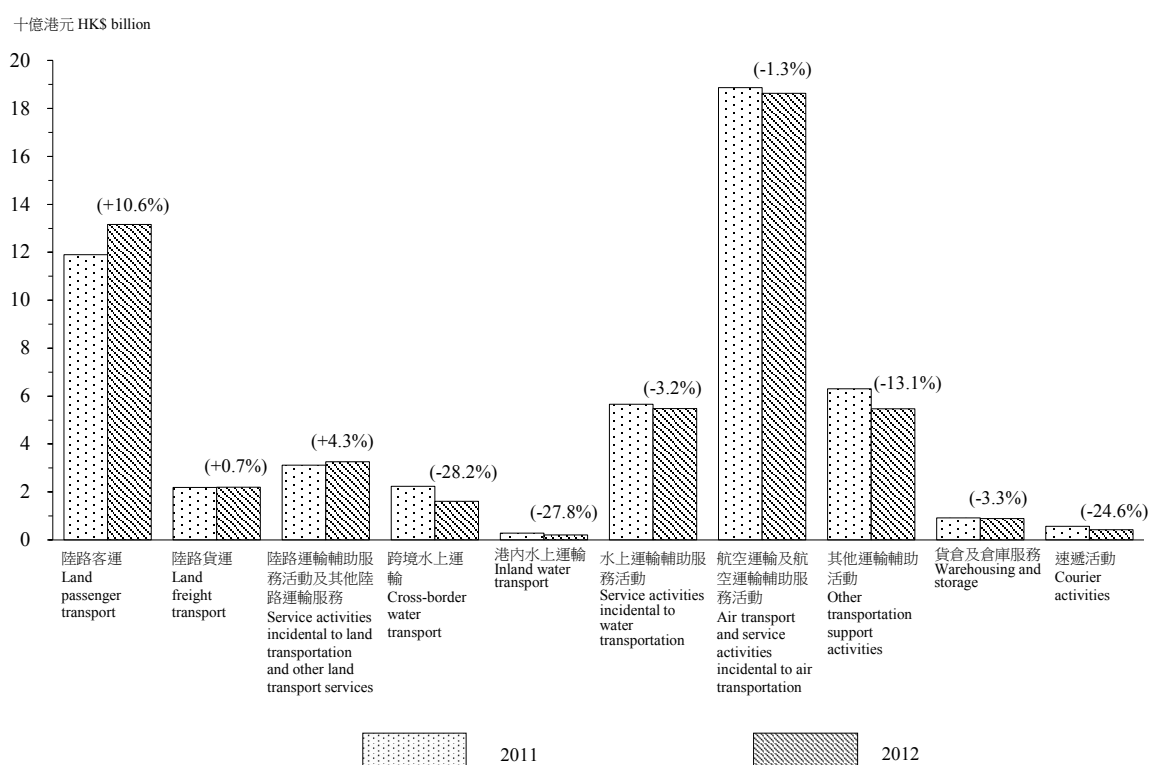
Note: Component percentages in the chart may not add up to 100% because of rounding.

10. 2011及2012年按行業組別劃分的增加價值及盈餘總額 Value added and gross surplus by industry grouping, 2011-2012

1. 增加價值 Value added



2. 盈餘總額 Gross surplus



註釋：括號內的數字表示按年變動百分率。

Note: The figures in brackets denote the year-on-year percentage changes.

11. 2012年在選定細繳行業組別內的所有機構單位主要統計數字 Principal statistics for all establishments in selected detailed industry groupings, 2012

| 細繳行業組別 Detailed industry grouping | 機構單位 數目 Number of establishments | 就業人數 Number of persons engaged | 僱員人數 Number of employees | 僱員薪酬 Compensation of employees | 營運開支 Operating expenses | 業務收益及 其他收入 Business receipts and other income | HK\$ thousand (unless otherwise specified) | | |
|---|---|---|--------------------------------|--------------------------------------|-------------------------------|---|--|------------------------|--------------------------|
| | | | | | | | 固定資產的 買賣淨值 Gross additions to fixed assets | 增加價值 Value added | 盈餘總額 Gross surplus |
| 鐵路及纜索運輸和公共巴士服務 Railway and cable transport, and public bus services | 9 | 29 955 | 29 955 | 8,756,760 | 11,851,763 | 30,537,536 | 2,717,358 | 18,261,411 | 9,929,014 |
| 的士、非專線及專線公共小型巴士服務 Taxis, non-scheduled and scheduled public bus services | 10 580 | 18 701 | 8 443 | 1,094,330 | 4,378,064 | 7,655,540 | 223,910 | 4,092,441 | 2,183,146 |
| 校車服務及配備司機的載客車輛出租服務 School bus services and rental of passenger vehicles with drivers | 1 242 | 10 614 | 9 713 | 1,492,699 | 4,491,154 | 7,025,741 | 487,184 | 2,563,504 | 1,041,888 |
| 貨車(拖頭除外)運輸服務 Transport by goods vehicles (excl. tractors) | 5 973 | 24 735 | 19 635 | 3,593,691 | 6,369,826 | 11,587,292 | 433,735 | 5,358,546 | 1,623,775 |
| 拖頭運輸服務 Transport by tractors | 1 855 | 9 212 | 7 806 | 1,639,967 | 3,849,688 | 6,063,972 | 255,276 | 2,298,418 | 574,317 |
| 停車場服務 Car park operation | 100 | 3 793 | 3 765 | 445,759 | 1,385,812 | 2,035,760 | 15,425 | 641,192 | 204,189 |
| 汽車隧道、橋樑及高速公路營運者 Vehicular tunnel, bridge and highway operators | 15 | 3 216 | 3 216 | 705,677 | 425,375 | 4,072,618 | 15,224 | 3,665,971 | 2,941,567 |
| 船務代理及管理人、和海外船公司駐港辦事處 Ship agents and managers, and local representative offices of overseas shipping companies | 232 | 7 370 | 7 370 | 3,293,457 | 1,854,555 | 5,743,824 | -307,194 | 3,758,735 | 595,812 |
| 遠洋輪船船東 Ship owners of sea-going vessels | 138 | 3 071 | 3 071 | 923,501 | 2,426,364 | 5,856,732 | -653,395 | 3,632,027 | 2,506,867 |
| 遠洋輪船營運者 Ship operators of sea-going vessels | 24 | 1 657 | 1 657 | 1,133,074 | 88,567,986 | 88,066,810 | 54,384 | -136,811 | -1,634,251 |

11. (續) 2012年在選定細繳行業組別內的所有機構單位主要統計數字
(Cont'd) Principal statistics for all establishments in selected detailed industry groupings, 2012

| 細繳行業組別 Detailed industry grouping | 機構單位 數目 Number of establishments | 就業人數 Number of persons engaged | 僱員人數 Number of employees | 僱員薪酬 Compensation of employees | 營運開支 Operating expenses | 業務收益及 其他收入 Business receipts and other income | HK\$ thousand (unless otherwise specified) | | |
|--|---|---|--------------------------------|--------------------------------------|-------------------------------|---|--|------------------------|--------------------------|
| | | | | | | | 固定資產的 買賣淨值 Gross additions to fixed assets | 增加價值 Value added | 盈餘總額 Gross surplus |
| 往來香港與珠江三角洲港口的輪船航東及 營運者 Ship owners and operators of vessels moving between Hong Kong and the ports in Pearl River Delta | 60 | 1 187 | 1 187 | 369,330 | 6,718,704 | 7,227,289 | 134,728 | 489,198 | 139,255 |
| 持牌及專營渡輪服務、街渡及非固定航線 港內水上客運服務 Licensed and franchised ferry services, kaito and non-scheduled inland water passenger transport | 126 | 1 433 | 1 245 | 268,126 | 530,882 | 883,102 | 34,092 | 360,698 | 84,094 |
| 港內水上貨運服務 Inland freight water transport | 122 | 878 | 854 | 249,607 | 757,939 | 1,127,512 | 22,082 | 370,710 | 119,967 |
| 貨櫃碼頭及貨運碼頭營運者 Container terminal and marine cargo terminal operators | 7 | 3 477 | 3 477 | 1,276,977 | 4,157,420 | 9,686,186 | 634,783 | 5,923,123 | 4,251,789 |
| 中流作業及貨櫃後勤活動 Mid-stream operation and container back-up activities | 344 | 4 419 | 4 236 | 1,060,407 | 2,612,118 | 4,603,095 | 59,263 | 2,038,805 | 930,571 |
| 以香港作基地的航空公司及直升機公司 Hong Kong-based airline and helicopter companies | 10 | 22 124 | 22 124 | 14,051,299 | 89,979,118 | 109,451,556 | 8,333,707 | 19,792,495 | 5,421,139 |
| 海外航空公司的駐港辦事處 Local representative offices of overseas airline companies | 68 | 2 166 | 2 166 | 829,846 | 526,065 | 1,368,219 | 5,169 | 842,314 | 12,308 |
| 航空運輸輔助服務活動 Service activities incidental to air transportation | 24 | 12 926 | 12 926 | 4,953,082 | 6,356,267 | 22,401,436 | 3,681,255 | 16,189,556 | 11,092,087 |

11. (續) 2012年在選定細繳行業組別內的所有機構單位主要統計數字
(Cont'd) Principal statistics for all establishments in selected detailed industry groupings, 2012

| 細繳行業組別 Detailed industry grouping | HK\$ thousand (unless otherwise specified) 千港元(另有註明除外) | | | | | | | | | |
|--|---|---|--------------------------------|--------------------------------------|-------------------------------|---|--|------------------------|--------------------------|--|
| | 機構單位 數目 Number of establishments | 就業人數 Number of persons engaged | 僱員人數 Number of employees | 僱員薪酬 Compensation of employees | 營運開支 Operating expenses | 業務收益及 其他收入 Business receipts and other income | 固定資產的 買賣淨值 Gross additions to fixed assets | 增加價值 Value added | 盈餘總額 Gross surplus | |
| 航空及海上貨運代理服務 Air and sea cargo forwarding services | 2 801 | 34 449 | 34 388 | 9,373,532 | 104,453,093 | 119,120,504 | -323,103 | 13,280,906 | 5,293,878 | |
| 通用貨倉 General cargo warehouses | 390 | 5 678 | 5 643 | 1,160,439 | 2,650,440 | 4,513,805 | 177,425 | 1,847,553 | 702,925 | |
| 國際速遞活動 International courier activities | 136 | 7 618 | 7 617 | 2,419,573 | 21,589,714 | 24,419,602 | 118,333 | 2,825,908 | 410,315 | |

物流業的統計數字

Statistics on Logistics Sector

香港是世界一流的物流業樞紐，多年來一直擠身世界最繁忙貨櫃港之前列，也是全球最繁忙的國際航空貨運中心。有見及此，政府統計處自過往的《2007年運輸及有關服務按年統計調查》報告開始，提供有關物流業業務表現及營運特色的主要統計數字。有關主要統計數字載列於表A1。

Hong Kong is a world-class logistics hub. For many years, Hong Kong is one of the busiest container ports, and the busiest international air cargo handling centre in the world. In view of this, starting from the previous *Report on 2007 Annual Survey of Transport and Related Services*, key statistics on business performance and operating characteristics of the logistics sector are provided. The key statistics are presented in Table A1.

物流是指籌劃、實施和控制貨物（包括原材料，半製成品和製成品）、服務及相關資訊從來源地至使用地的運送及儲存的過程。因此，物流服務跨越海、陸、空運輸，倉庫及速遞服務的領域。在「香港標準行業分類2.0版」內，物流業包括以下服務：

Logistics refers to the process of planning, implementing and controlling the movement and storage of goods (including raw materials, goods in progress and finished goods), services and related information from the point of origin to the point of consumption. Hence, the logistics services span over sea, land and air transport; storage and courier services. Within the Hong Kong Standard Industrial Classification (HSIC) Version 2.0, the logistics sector includes the following services:

| <u>行業中類/小類/小分類</u> | <u>Industry group / class / sub-class</u> | <u>香港標準 行業分類 2.0版譯碼 HSIC Version 2.0 code</u> |
|----------------------|---|---|
| 公路貨運(拖頭除外) | Freight transport by road (excl. tractors) | 4927 |
| 拖頭拖運服務 | Transport by tractors | 4928 |
| 船務代理及管理人，及海外船公司駐港辦事處 | Ship agents and managers, and local representative offices of overseas shipping companies | 5011 and 5012 |

| <u>行業中類/小類/小分類</u> | <u>Industry group / class / sub-class</u> | <u>香港標準 行業分類 2.0版譯碼 HSIC Version 2.0 code</u> |
|--|---|---|
| 遠洋和往來香港與珠江三角洲港口的 貨輪船東及貨輪營運者 | Ship owners and operators of sea-going freight vessels and freight vessels moving between Hong Kong and the ports in Pearl River Delta | 501302, 501402 and 501502 |
| 港內水上貨運服務 | Inland freight water transport | 5022 |
| 貨櫃碼頭及貨運碼頭營運者 | Container terminal and marine cargo terminal operators | 522201 |
| 中流作業，及貨櫃後勤活動 | Mid-stream operation and container back-up activities | 522202 and 522204 |
| 以香港作基地的航空公司及直升機公 司，海外航空公司的駐港辦事處 (貨運)，及其他航空運輸服務 | Hong Kong-based airline and helicopter companies, local representative offices of overseas airline companies (freight), and air transport services not elsewhere classified | 5101, 510202 and 5109 |
| 航空運輸輔助服務活動 | Service activities incidental to air transportation | 5223 |
| 航空及海上貨運代理服務 | Air and sea cargo forwarding services | 522901 and 522902 |
| 包裝及裝箱服務，驗貨、抽樣檢驗及 稱量服務，及船隻經紀 | Packing and crating services, cargo inspection, sampling and weighing services, and shipbrokers | 522904, 522905 and 522906 |
| 貨倉及倉庫服務 | Warehousing and storage | 521 |
| 速遞活動 | Courier activities | 532 |
| 其他物流服務包括陸路運輸中的行李 或貨物提存上落服務，其他水上 運輸輔助服務活動(主要是領航服 務)，陸路貨運代理服務，及其他 雜項運輸輔助活動 | Other logistics services including loading and unloading of luggage or freight during land transport, service activities incidental to water transportation not elsewhere classified (mainly pilotage services), land cargo forwarding services, and, other miscellaneous transportation support activities not elsewhere classified | 522103, 522299, 522903, and 522999 |

有效率的物流服務可縮短貨物從供應商運送到客戶的時間，因而減低貨物儲存量及節省成本，有助提高生產力。

Effective logistics services contribute to productivity growth, as the time taken to deliver goods from the suppliers to the customers is shortened and this results in lower inventory levels and cost savings.

業務收益及其他收入

2012 年物流業的總收益（包括業務收益及其他收入）為 3,441 億元，較 2011 年下跌 1.5%；2012 年平均每間機構單位的總收益較 2011 年下跌 1.1%至 2,440 萬元。

Business receipts and other income

The logistics sector's total receipts (comprising business receipts and other income) amounted to \$344.1 billion in 2012, representing a decrease of 1.5% compared with 2011; on a per establishment basis, total receipts decreased by 1.1% compared with 2011 to \$24.4 million in 2012.

營運開支

2012 年物流業的營運開支為 2,778 億元，較 2011 年下跌 2.0%；2012 年平均每間機構單位的營運開支較 2011 年下跌 1.6%至 1,970 萬元。

Operating expenses

Operating expenses of the logistics sector amounted to \$277.8 billion in 2012, representing a decrease of 2.0% compared with 2011; on a per establishment basis, operating expenses decreased by 1.6% compared with 2011 to \$19.7 million in 2012.

僱員薪酬

2012 年物流業的僱員薪酬為 369 億元，較 2011 年上升 5.4%。2012 年每名僱員的平均薪酬較 2011 年上升 4.8%至 29.4 萬元。

Compensation of employees

Compensation of employees of the logistics sector amounted to \$36.9 billion in 2012, representing an increase of 5.4% compared with 2011. The average compensation of employees per employee increased by 4.8% compared with 2011 to \$294,000 in 2012.

盈餘總額

2012 年物流業的盈餘總額，即總收益扣除營運開支及僱員薪酬，達 293 億元，較 2011 年下跌 4.8%；平均每間機構單位的盈餘總額由 2011 年的 218 萬元減少至 2012 年的 208 萬元。物流業的盈餘總額佔 2012 年總收益的 8.5%，較 2011 年下跌約 0.3 個百分點。

增加價值

2012 年物流業的增加價值達 667 億元，較 2011 年上升 0.9%。2012 年平均每間機構單位的增加價值較 2011 年上升 1.3% 至 470 萬元。每名從業員平均帶來的增加價值亦由 2011 年的 49.3 萬元，上升 1.5% 至 2012 年的 50.0 萬元。

機構單位數目

在 2012 年，從事物流業的機構單位約有 14 100 間。

就業人數

在 2012 年，從事物流業的就業人數約 133 400 人，平均每間機構單位的就業人數為 9.5 人。

Gross surplus

Gross surplus of the logistics sector, which is equal to total receipts less operating expenses and compensation of employees, decreased by 4.8% compared with 2011 to \$29.3 billion in 2012; on a per establishment basis, gross surplus decreased from \$2.18 million in 2011 to \$2.08 million in 2012. Gross surplus accounted for 8.5% of total receipts in 2012, down by about 0.3 percentage points compared with 2011.

Value added

Value added of the logistics sector increased by 0.9% compared with 2011 to \$66.7 billion in 2012; on a per establishment basis, the value added was \$4.7 million in 2012, which increased by 1.3% compared with 2011. The average value added brought about by each person engaged also increased by 1.5% from \$493,000 in 2011 to \$500,000 in 2012.

Number of establishments

In 2012, the logistics sector comprised some 14 100 establishments.

Number of persons engaged

In 2012, the logistics sector engaged about 133 400 persons, or an average of 9.5 persons per establishment.

表A1. 2012年物流業的主要統計數字
Table A1. Principal statistics for the logistics sector, 2012

| 細微行業組別 Detailed industry grouping | 機構單位 數目 Number of establishments | 就業人數 Number of persons engaged | 僱員人數 Number of employees | 僱員薪酬 Compensation of employees | 營運開支 Operating expenses | 業務收益及 其他收入 Business receipts and other income | HK\$ thousand (unless otherwise specified) | | |
|---|---|---|--------------------------------|--------------------------------------|-------------------------------|---|--|------------------------|--------------------------|
| | | | | | | | 固定資產的 買賣淨值 Gross additions to fixed assets | 增加價值 Value added | 盈餘總額 Gross surplus |
| 公路貨運(拖頭除外) Freight transport by road (excl. tractors) | 5 973 | 24 735 | 19 635 | 3,593,691 | 6,369,826 | 11,587,292 | 433,735 | 5,358,546 | 1,623,775 |
| 拖頭拖運服務 Transport by tractors | 1 855 | 9 212 | 7 806 | 1,639,967 | 3,849,688 | 6,063,972 | 255,276 | 2,298,418 | 574,317 |
| 船務代理及管理人，及海外船公司駐港辦事處 Ship agents and managers, and local representative offices of overseas shipping companies | 232 | 7 370 | 7 370 | 3,293,457 | 1,854,555 | 5,743,824 | -307,194 | 3,758,735 | 595,812 |
| 遠洋和往來香港與珠江三角洲港口的貨輪船東及貨輪營運者 Ship owners and operators of sea-going freight vessels and freight vessels moving between Hong Kong and the ports in Pearl River Delta | 212 | 5 104 | 5 104 | 2,185,647 | 94,861,538 | 98,282,018 | -594,348 | 3,980,460 | 1,234,834 |
| 港內水上貨運服務 Inland freight water transport | 122 | 878 | 854 | 249,607 | 757,939 | 1,127,512 | 22,082 | 370,710 | 119,967 |
| 貨櫃碼頭及貨運碼頭營運者 Container terminal and marine cargo terminal operators | 7 | 3 477 | 3 477 | 1,276,977 | 4,157,420 | 9,686,186 | 634,783 | 5,923,123 | 4,251,789 |
| 中流作業，及貨櫃後勤活動 Mid-stream operation and container back-up activities | 344 | 4 419 | 4 236 | 1,060,407 | 2,612,118 | 4,603,095 | 59,263 | 2,038,805 | 930,571 |
| 以香港作基地的航空公司及直升機公司，海外航空公司的駐港辦事處(貨運)，及其他航空運輸服務 ⁽¹⁾ Hong Kong-based airline and helicopter companies, local representative offices of overseas airline companies (freight), and air transport services not elsewhere classified ⁽¹⁾ | 37 | 5 975 | 5 975 | 3,793,966 | 24,014,599 | 29,746,315 | 5,289,195 | 6,285,368 | 1,937,750 |

表A1. (續) 2012年物流業的主要統計數字
Table A1. (Cont'd) Principal statistics for the logistics sector, 2012

| 細額行業組別 Detailed industry grouping | 機構單位 Number of establishments | | 就業人數 Number of persons engaged | 僱員人數 Number of employees | 僱員薪酬 Compensation of employees | 營運開支 Operating expenses | 業務收益及其他收入 Business receipts and other income | 固定資產的 買賣淨值 Gross additions to fixed assets | | 增加價值 Value added | 盈餘總額 Gross surplus |
|---|----------------------------------|---------|-----------------------------------|-----------------------------|-----------------------------------|----------------------------|---|--|------------|---------------------|-----------------------|
| | 數目 Number of establishments | 24 | | | | | | 3,681,255 | 16,189,556 | | |
| 航空運輸輔助服務活動 Service activities incidental to air transportation | 24 | 12 926 | 34 449 | 12 926 | 4,953,082 | 6,356,267 | 22,401,436 | 3,681,255 | 16,189,556 | | 11,092,087 |
| 航空及海上貨運代理服務 Air and sea cargo forwarding services | 2 801 | 34 449 | 34 449 | 34 388 | 9,373,532 | 104,453,093 | 119,120,504 | -323,103 | 13,280,906 | | 5,293,878 |
| 包裝及裝箱服務，驗貨、抽樣檢驗及稱量服務，及船隻經紀 Packing and crating services, cargo inspection, sampling and weighing services, and shipbrokers | 129 | 1 131 | 1 131 | 1 105 | 342,019 | 634,858 | 1,059,128 | 3,818 | 431,624 | | 82,251 |
| 貨倉及倉庫服務 Warehousing and storage | 402 | 6 767 | 6 767 | 6 732 | 1,357,147 | 3,226,485 | 5,468,570 | 180,215 | 2,225,552 | | 884,939 |
| 速遞活動 Courier activities | 403 | 12 383 | 12 383 | 12 105 | 2,909,027 | 22,127,339 | 25,462,890 | 128,593 | 3,332,768 | | 426,524 |
| 其他物流服務 Other logistics services | 1 555 | 4 580 | 4 580 | 3 796 | 871,631 | 2,571,506 | 3,733,702 | 14,337 | 1,252,606 | | 290,565 |
| 總計 Total | 14 096 | 133 405 | 133 405 | 125 510 | 36,900,156 | 277,847,232 | 344,086,446 | 9,477,907 | 66,727,178 | | 29,339,058 |

註釋：(1) 就以香港作基地的航空公司及直升機公司，和其他航空運輸服務而言，除了機構單位數目外，上表的其他統計數字都是按該行業組別內的貨運收入相對於客運收入及貨運收入之和的比例來估算。

Note: (1) For Hong Kong-based airline and helicopter companies as well as air transport services not elsewhere classified, all the above statistics except number of establishments are estimated by prorating the corresponding variable in this industry grouping by the share of freight revenue in the sum of passenger revenue and freight revenue.

2012 年按行業組別劃分的所有機構單位主要統計數字 (折舊及攤銷計算在內)

Principal Statistics for All Establishments by Industry Grouping (incorporating depreciation and amortisation), 2012

由 2010 年統計期開始，政府統計處透過「經濟活動按年統計調查」搜集折舊資料，以優化營運成本統計數字的涵蓋面。而且，由 2011 年統計期開始，攤銷數字連同折舊數字亦開始搜集。本附件提供包含折舊及攤銷資料的按行業組別劃分的所有機構單位的業務表現及營運特色的主要統計數字。2012 年的主要結果載列於第 49 頁的表 B1。當較長及有可比性的數列備妥後，本處將會發布按年變動百分率。

Starting from the reference year of 2010, the Census and Statistics Department collected data on depreciation through the Annual Survey of Economic Activities (ASEA) with a view to enhancing the coverage of the statistics on operating cost. Furthermore, starting from the reference year of 2011, amortisation data was also collected together with depreciation data. Key statistics on business performance and operating characteristics for all establishments by industry grouping with depreciation and amortisation data incorporated are provided in this Annex. The key findings for 2012 are presented in Table B1 on page 49. Year-on-year percentage changes will be published when a longer and comparable data series is available in future.

表B1. 2012年按行業組別劃分的所有機構單位主要統計數字（折舊及攤銷計算在內）
Table B1. Principal statistics for all establishments by industry grouping (incorporating depreciation and amortisation), 2012

| 行業組別 Industry grouping | 機構單位 數目 Number of establishments | 就業人數 Number of persons engaged | 僱員人數 Number of employees | 僱員薪酬 Compensation of employees | 營運開支 ⁽¹⁾ Operating ⁽¹⁾ expenses | 業務收益及 其他收入 Business receipts and other income | 固定資產的 買賣淨值 Gross additions to fixed assets | 增加價值 Value added | 盈餘總額 ⁽¹⁾ Gross surplus |
|--|---|---|--------------------------------|--------------------------------------|---|---|--|------------------------|---|
| | | | | | | | | | |
| 陸路客運 Land passenger transport | 11 832 | 59 270 | 48 111 | 11,343.8 | 25,647.2 | 45,218.8 | 3,428.5 | 24,917.4 | 8,227.8 |
| 陸路貨運 Land freight transport | 7 828 | 33 946 | 27 441 | 5,233.7 | 10,712.1 | 17,651.3 | 689.0 | 7,657.0 | 1,705.6 |
| 陸路運輸輔助服務活動及其他陸路運輸服務 Service activities incidental to land transportation and other land transport services | 362 | 7 827 | 7 626 | 1,252.0 | 2,839.8 | 6,510.9 | 82.2 | 4,572.0 | 2,419.1 |
| 跨境水上運輸 Cross-border water transport | 455 | 13 284 | 13 284 | 5,719.4 | 101,982.8 | 106,894.7 | -771.5 | 7,743.1 | -807.5 |
| 港內水上運輸 Inland water transport | 248 | 2 311 | 2 099 | 517.7 | 1,360.4 | 2,010.6 | 56.2 | 731.4 | 132.4 |
| 水上運輸輔助服務活動 Service activities incidental to water transportation | 382 | 8 151 | 7 955 | 2,657.9 | 8,674.1 | 15,418.0 | 694.6 | 8,577.5 | 4,086.1 |
| 航空運輸及航空運輸輔助服務活動 Air transport and service activities incidental to air transportation | 117 | 37 484 | 37 484 | 19,979.1 | 111,663.7 | 138,474.8 | 24,213.0 | 40,896.4 | 6,832.0 |
| 其他運輸輔助活動 Other transportation support activities | 4 276 | 39 271 | 38 577 | 10,202.1 | 107,789.8 | 122,839.2 | -305.7 | 14,329.9 | 4,847.3 |
| 貨倉及倉庫服務 Warehousing and storage | 402 | 6 767 | 6 732 | 1,357.1 | 3,410.5 | 5,468.6 | 180.2 | 2,225.6 | 700.9 |
| 速遞活動 Courier activities | 403 | 12 383 | 12 105 | 2,909.0 | 22,320.2 | 25,462.9 | 128.6 | 3,332.8 | 233.7 |
| 所有運輸、倉庫及速遞服務組別 All transportation, storage and courier services groupings | 26 304 | 220 694 | 201 414 | 61,171.8 | 396,400.7 | 485,949.8 | 28,395.1 | 114,983.1 | 28,377.3 |

註釋：(1) 折舊及攤銷數字已計算在內。
 Note: (1) Depreciation and amortisation have been incorporated.

統計調查方法

Survey Methodology

2012 年經濟活動按年統計調查

2012 Annual Survey of Economic Activities

背景

Background

政府統計處由 2009 年統計期起推行「經濟活動按年統計調查」，結合及取代以往就不同主要經濟行業進行的按年經濟統計調查¹，以達致更協調及流暢的統計調查程序。

The Census and Statistics Department (C&SD) introduced the Annual Survey of Economic Activities (ASEA) starting from the reference year of 2009 as an integrated survey in place of the annual economic surveys¹ on different major economic sectors conducted in past years, with a view to achieving further harmonisation and streamlining of survey processes.

「2012 年經濟活動按年統計調查」於 2013 年 1 月至 11 月期間進行。不同主要經濟行

The 2012 ASEA was conducted during January to November 2013. The survey results in respect

¹ 包括：

- (a) 工業生產按年統計調查 (於 1973 年度首次進行及之後由 1976 至 2008 年度每年進行)
- (b) 屋宇建築、建造及地產業按年統計調查 (於 1979 年度首次進行及之後由 1981 至 2008 年度每年進行)
- (c) 運輸及有關服務按年統計調查 (於 1980 至 2008 年度每年進行)
- (d) 批發、零售、進口與出口貿易、食肆及酒店按年統計調查 (於 1977 年度首次進行及之後由 1979 至 2008 年度每年進行)
- (e) 倉庫業、通訊業、財務業、保險業及商用服務業按年統計調查 (於 1980 年度首次進行及之後由 1982 至 2008 年度每年進行)
- (f) 銀行、接受存款公司、有限牌照銀行及外地銀行代表辦事處按年統計調查 (於 1980 年度首次進行及之後由 1982 至 2008 年度每年進行)

¹ Including :

- (a) Annual Survey of Industrial Production (first conducted for 1973 round and then for each of the years from 1976 to 2008)
- (b) Annual Survey of Building, Construction and Real Estate Sectors (first conducted for 1979 round and then for each of the years from 1981 to 2008)
- (c) Annual Survey of Transport and Related Services (conducted for each of the years from 1980 to 2008)
- (d) Annual Survey of Wholesale, Retail and Import and Export Trades, Restaurants and Hotels (first conducted for 1977 round and then for each of the years from 1979 to 2008)
- (e) Annual Survey of Storage, Communication, Financing, Insurance and Business Services (first conducted for 1980 round and then for each of the years from 1982 to 2008)
- (f) Annual Survey of Banks, Deposit-taking Companies, Restricted Licence Banks and Representative Offices of Foreign Banks (first conducted for 1980 round and then for each of the years from 1982 to 2008)

業的統計調查結果載列在這項統計調查下同一系列有關不同主要經濟行業的報告內。

統計調查目的

「經濟活動按年統計調查」旨在提供統計資料用作量度不同經濟行業的業務表現和營運特色，以及評估它們對本地生產總值的貢獻。統計調查結果對政府及私營機構在制定政策及作出決策方面，十分有用。

有關法例

「經濟活動按年統計調查」是根據《普查及統計條例》（香港法例第 316 章）第三部進行，並已在香港特別行政區政府憲報於 2009 年 11 月 6 日所刊登的 2009 年第 218 號法律公告上宣布作為一項強制性統計調查。條例規定，政府統計處必須對所有搜集得來可分辨個別機構的資料嚴加保密及只作統計用途，日後只發表整體性的資料，而不會顯示個別機構的資料。

行業分類

這項統計調查採用「香港標準行業分類」作抽選樣本、數據搜集及發布統計調查結果。

of different major economic sectors are published in the reports on different major economic sectors of the same series under the survey.

Objectives

The ASEA aims to provide statistical information for gauging the business performance and operating characteristics of different economic sectors and for evaluating their contribution to Hong Kong's Gross Domestic Product. The survey results are useful to both the Government and the private sector in formulating policies and making decisions.

Legislation

The ASEA is conducted under Part III of the Census and Statistics Ordinance (Chapter 316 of the Laws of Hong Kong). It was notified as a mandatory statistical survey in Legal Notice 218 of 2009 in the Government of the HKSAR Gazette of November 6, 2009. The Ordinance stipulates that all collected information which may enable identification of individual establishments should be kept in strict confidence and be used solely for statistical purposes. Only aggregate information, which does not reveal details of individual establishments, will be released.

Classification of industries

The Hong Kong Standard Industrial Classification (HSIC) has been adopted in the

這個行業分類是以聯合國的「國際標準產業分類」為藍本，配合本地情況作出編訂，從而反映本港經濟結構。

「經濟活動按年統計調查」已於 2009 年統計期起開始使用「香港標準行業分類 2.0 版」，取代過往的按年經濟統計調查所使用的「香港標準行業分類 1.1 版」。為維持「香港標準行業分類 2.0 版」實施前及實施後數據的連貫性和可比性，政府統計處已按「香港標準行業分類 2.0 版」重新編製回溯至 2005 年的統計調查結果。本報告內的行業分類及所有數字均以「香港標準行業分類 2.0 版」為依據。如有需要，政府統計處可提供回溯至 2005 年度的較闊分類層面的數字。

統計調查範圍

這項統計調查涵蓋「香港標準行業分類 2.0 版」內下列主要經濟活動的機構單位：

- (a) 工業；
- (b) 屋宇建築、建造及地產業；
- (c) 進出口貿易、批發及零售業以及住宿及膳食服務業；
- (d) 運輸、倉庫及速遞服務業；
- (e) 資訊及通訊、金融及保險、專業及商用服

survey for sample selection, data collection and dissemination of survey results. The HSIC is devised by using the United Nations' International Standard Industrial Classification as the framework, with local adaptation to reflect the structure of the Hong Kong economy.

HSIC Version 2.0 has been used in ASEA starting from the reference year of 2009, to replace HSIC Version 1.1 used in previous rounds of annual economic surveys. To maintain data continuity and comparability before and after implementation of HSIC Version 2.0, the C&SD has re-compiled survey results dating back to 2005 in accordance with HSIC Version 2.0. The industrial classification and all figures given in this report were based on HSIC Version 2.0. Figures at broader levels of classification for earlier years back to 2005 are available from the C&SD upon request.

Survey coverage

The survey covers establishments engaging in the following major economic activities under HSIC Version 2.0:

- (a) industrial sector;
- (b) building, construction and real estate sectors;
- (c) import/export, wholesale and retail trades, and accommodation and food services sectors;
- (d) transportation, storage and courier services sector;
- (e) information and communications, financing

務業；以及

(f) 社會及個人服務業。

and insurance, professional and business services sectors; and

(f) social and personal services sectors.

抽樣框及樣本設計

這項統計調查中不同經濟行業的抽樣框及樣本設計大致相同。然而，由於一些行業的運作模式較特殊，故就這些經濟活動使用了特設的抽樣框及樣本設計。這章節只詳述本報告所涵蓋的運輸、倉庫及速遞服務業的情況。

運輸、倉庫及速遞服務業的抽樣框主要是根據下列資料編製：

- (i) 政府統計處備存的機構單位記錄庫，此記錄庫根據稅務局商業登記署的資料進行更新；及
- (ii) 運輸署提供的專線公共小型巴士營辦商、持牌渡輪及街渡營辦商，和的士及非專線公共小型巴士車主的記錄。

由於編製有關市區的士、新界的士、大嶼山的士及非專線公共小型巴士的名冊時，是以運輸署的車主記錄作依據，故此這項統計調查包括所有此等運輸行業的車主，不論其車

Sampling frame and sample design

The sampling frame and sample design for different economic sectors are generally similar in the survey. Nevertheless, owing to specific trade practices in some cases, customised sampling frame and sample design are adopted for some economic activities. This section provides only the details in respect of the transportation, storage and courier services sector which is covered by this report.

The sampling frame for the transportation, storage and courier services sector was drawn up mainly based on the following information:

- (i) the Central Register of Establishments maintained by the C&SD and updated by reference to records of the Business Registration Office (BRO) of the Inland Revenue Department; and
- (ii) the records of scheduled public light bus operators, licensed ferry and kaito operators as well as taxi and non-scheduled public light bus owners from the Transport Department.

As the vehicle owner records of the Transport Department were used for compiling the register for urban taxis, New Territories taxis, Lantau taxis and non-scheduled public light buses, the

輛是由車主經營或出租予他人經營。此外，由於沒有關於的士及非專線公共小型巴士非車主的經營人士的抽樣框，因此這類人士並不包括在這項統計調查內。至於其他小型運輸活動，例如由沒有商業登記的獨立運輸工人及臨時停車場所進行的活動，亦不包括在此項統計調查內。

運輸、倉庫及速遞服務業的抽樣框是先以行業小分類分層，然後在每個行業小分類分層內，再按機構單位的就業人數劃分成多個行業小分類／就業人數的分層。每個行業小分類／就業人數分層所抽選的樣本規模是依照內曼配置方式，按個別行業小分類估計增加價值的期望精確程度而決定。經隨機選出一間機構單位作開端後，個別機構單位便有系統地以等距方式被抽選。

就增加價值而言，由於僱用較多人數的機構單位一般較為重要，運輸、倉庫及速遞服務業內所有僱用 100 人或以上的機構單位均被抽選參與這項統計調查。

統計期

這項統計調查搜集 2012 年內或由 2012 年 1 月 1 日至 2013 年 3 月 31 日期間任何連續 12 個月的資料，視乎個別機構單位的會計慣例

survey included vehicle owners in these transport services irrespective of whether they operated their vehicles or rented them to others. Non-owner operators of taxis and non-scheduled public light buses were excluded because a sampling frame of such operators did not exist. Also excluded from the survey were minor transport activities such as those carried out by individual transport labourers and temporary parking lots with no business registration.

The sampling frame for the transportation, storage and courier services sector was stratified by industry sub-class and, within each industry sub-class, by employment size. The sample size for each industry sub-class / employment size stratum was determined by Neyman's allocation according to a desired level of precision for the estimated value added for individual industry sub-classes. Individual establishments were systematically selected at a uniform interval after an establishment was randomly selected as a start.

Since establishments engaging more persons are in general more important in terms of value added, all establishments engaging 100 or more persons in the transportation, storage and courier services sector were selected to participate in the survey.

Survey reference period

Data collected in the survey referred to the calendar year 2012, or any consecutive 12-month period between 1 January 2012 and 31

而定。至於在上述界定的會計期間開業或停業的機構單位，只會搜集其經營業務期間的數據。

資料搜集

統計調查問卷包括兩部分：主要部分搜集基本資料，而補充部分搜集有關特定課題的較詳細資料。統計調查問卷由 2013 年 1 月起以郵件及／或電郵方式寄予選定的機構單位，要求他們於 2013 年 5 月底前交回填妥的問卷，本處職員於 2013 年 3 月開始以電話聯絡或造訪個別機構單位，協助受訪者填報問卷，或收回填妥的問卷。本處在統計調查的不同階段發出備忘提示函件，促請受訪者及早交回問卷。

資料處理

填妥交回的問卷，須由統計員詳細審核及電腦確證後才製表。審核程序包括查核填報的資料是否完整無缺、前後一致以及確實可信。如填報的數據含糊或前後不一致，則致電或造訪有關機構單位進行查證。錯誤填報的數據會盡可能根據有關機構單位其後提供的資料作出更正。

March 2013 according to the accounting practice of individual establishments. For establishments which commenced or ceased operation within their respective accounting periods defined above, data collected were for that part of the period during which the establishments were in operation.

Data collection

The survey questionnaire comprised two parts: the main part collected basic data and the supplementary part collected more detailed data on specific topics. Survey questionnaires were sent out by post and / or via electronic mails starting from January 2013 to the selected establishments requesting them to return completed questionnaires by the end of May 2013. In March 2013, staff of the C&SD started to make telephone contacts with or visit individual establishments to assist respondents in completing questionnaires or to collect completed ones. Reminder letters were issued during different stages of the survey to urge respondents to respond early.

Data processing

Completed questionnaires received were subject to thorough checking by statistical staff and detailed computer-based validation checks before tabulation. Such checking covered completeness of entries, consistency among data items and credibility of reported data. Where there seemed to be dubious entries or inconsistencies in the reported data, clarification was made with respondents by telephone or field

點算結果

「2012 年經濟活動按年統計調查」一共從運輸、倉庫及速遞服務業中選出約 1 680 間機構單位作訪問。截至 2013 年 11 月底，填妥及交回問卷的機構單位約有 1 280 間。從選出的機構單位中扣除在統計調查點算期間無法追尋的機構單位，或在統計期內從未經營或不屬於本報告所涵蓋行業範圍內的機構單位後，在該統計調查中與前述行業有關的回應率為 83%。根據「2012 年經濟活動按年統計調查」的結果，於統計期間在運輸、倉庫及速遞服務業內經營的機構單位總數估計約為 26 300 間。

verification visits. Reporting errors were rectified with information provided by respondents as far as possible.

Enumeration results

Some 1 680 establishments in the transportation, storage and courier services sector were selected for enumeration in the 2012 ASEA. By the end of November 2013, some 1 280 establishments had returned completed questionnaires. Excluding those selected establishments which were untraceable during the survey enumeration period, or were found to have never operated during the survey reference period or to have fallen outside the scope of the sector covered in this report, the response rate of the survey pertaining to the aforementioned sector was 83%. According to the results of the 2012 ASEA, the total number of establishments which operated in the transportation, storage and courier services sector during the survey reference period was estimated to be about 26 300.

行業分類

Industrial Classification

| <u>行業中類/小類/小分類</u> | <u>Industry group / class / sub-class</u> | <u>香港標準 行業分類 2.0版譯碼⁽¹⁾ HSIC Version 2.0 code⁽¹⁾</u> |
|--|--|---|
| <u>陸路客運</u> | <u>Land passenger transport</u> | 491 and 4921-4926 |
| 鐵路及纜索運輸 | Railway and cable transport | 491 |
| 公共巴士服務 | Public bus services | 4921 |
| 的士服務 | Taxi services | 4922 |
| 非專線公共小型巴士服務 | Non-scheduled public light bus services | 4923 |
| 專線公共小型巴士服務 | Scheduled public light bus services | 4924 |
| 校車服務 | School bus services | 4925 |
| 配備司機的載客車輛出租服務 | Rental of passenger vehicles with drivers | 4926 |
| <u>陸路貨運</u> | <u>Land freight transport</u> | 4927 and 4928 |
| 公路貨運(拖頭除外) | Freight transport by road (excl. tractors) | 4927 |
| 拖頭拖運服務 | Transport by tractors | 4928 |
| <u>陸路運輸輔助服務活動及其他陸路 運輸服務</u> | <u>Service activities incidental to land transportation and other land transport services</u> | 5221 and 499 |
| 停車場服務 | Car park operation | 522101 |
| 汽車隧道、橋樑及高速公路營運者 | Vehicular tunnel, bridge and highway operators | 522102 |
| 陸路運輸中的行李或貨物提存上落 服務 | Loading and unloading of luggage or freight during land transport | 522103 |
| 其他陸路運輸輔助服務活動 | Service activities incidental to land transportation not elsewhere classified | 522199 |
| 其他陸路運輸服務 | Other land transport services | 499 |

註釋: (1) 有關香港標準行業分類的描述，請參閱第51頁。

Note: (1) Please refer to page 51 for the description of HSIC.

附錄乙（續）

Appendix B (cont'd)

| <u>行業中類/小類/小分類</u> | <u>Industry group / class / sub-class</u> | <u>香港標準 行業分類 2.0版譯碼 HSIC Version 2.0 code</u> |
|-----------------------|--|---|
| <u>跨境水上運輸</u> | <u>Cross-border water transport</u> | 501 |
| 船務代理及管理人 | Ship agents and managers | 5011 |
| 海外船公司駐港辦事處 | Local representative offices of overseas shipping companies | 5012 |
| 作客運服務的遠洋輪船船東 | Ship owners of sea-going vessels for passenger transport | 501301 |
| 作貨運服務的遠洋輪船船東 | Ship owners of sea-going vessels for freight transport | 501302 |
| 遠洋客輪營運者 | Operators of sea-going vessels for passenger transport | 501401 |
| 遠洋貨輪營運者 | Operators of sea-going vessels for freight transport | 501402 |
| 往來香港與珠江三角洲港口的客輪船東及營運者 | Ship owners and operators of passenger vessels moving between Hong Kong and the ports in Pearl River Delta | 501501 |
| 往來香港與珠江三角洲港口的貨輪船東及營運者 | Ship owners and operators of freight vessels moving between Hong Kong and the ports in Pearl River Delta | 501502 |
| <u>港內水上運輸</u> | <u>Inland water transport</u> | 502 |
| 持牌及專營渡輪服務 | Licensed and franchised ferry services | 502101 |
| 街渡及非固定航線港內水上客運服務 | Kaito and non-scheduled inland water passenger transport | 502199 |
| 港內水上貨運服務 | Inland freight water transport | 5022 |

附錄乙（續）

Appendix B (cont'd)

| <u>行業中類/小類/小分類</u> | <u>Industry group / class / sub-class</u> | <u>香港標準 行業分類 2.0版譯碼 HSIC Version 2.0 code</u> |
|------------------------|--|---|
| <u>水上運輸輔助服務活動</u> | <u>Service activities incidental to water transportation</u> | 5222 |
| 貨櫃碼頭及貨運碼頭營運者 | Container terminal and marine cargo terminal operators | 522201 |
| 中流作業 | Mid-stream operation | 522202 |
| 港口設施營運者(貨櫃及貨運碼頭除外) | Port facilities operators (except container and marine cargo terminals) | 522203 |
| 貨櫃後勤活動 | Container back-up activities | 522204 |
| 其他水上運輸輔助服務活動 | Service activities incidental to water transportation not elsewhere classified | 522299 |
| <u>航空運輸及航空運輸輔助服務活動</u> | <u>Air transport and service activities incidental to air transportation</u> | 510 and 5223 |
| 以香港作基地的航空公司及直升機公司 | Hong Kong-based airline and helicopter companies | 5101 |
| 海外航空公司的駐港辦事處(客運) | Local representative offices of overseas airline companies (passenger) | 510201 |
| 海外航空公司的駐港辦事處(貨運) | Local representative offices of overseas airline companies (freight) | 510202 |
| 其他航空運輸服務 | Air transport services not elsewhere classified | 5109 |
| 航空運輸輔助服務活動 | Service activities incidental to air transportation | 5223 |

附錄乙（續）

Appendix B (cont'd)

| <u>行業中類/小類/小分類</u> | <u>Industry group / class / sub-class</u> | <u>香港標準 行業分類 2.0版譯碼 HSIC Version 2.0 code</u> |
|------------------------|--|---|
| <u>其他運輸輔助活動</u> | <u>Other transportation support activities</u> | 5229 |
| 航空貨運代理服務 | Air cargo forwarding services | 522901 |
| 海上貨運代理服務 | Sea cargo forwarding services | 522902 |
| 陸路貨運代理服務 | Land cargo forwarding services | 522903 |
| 包裝及裝箱服務 | Packing and crating services | 522904 |
| 驗貨、抽樣檢驗及稱量服務 | Cargo inspection, sampling and weighing services | 522905 |
| 船隻經紀 | Shipbrokers | 522906 |
| 其他雜項運輸輔助活動 | Other miscellaneous transportation support activities not elsewhere classified | 522999 |
| <u>貨倉及倉庫服務</u> | <u>Warehousing and storage</u> | 521 |
| 冷藏庫 | Cold storage | 5211 |
| 通用貨倉 | General cargo warehouses | 5212 |
| <u>速遞活動</u> | <u>Courier activities</u> | 532 |
| 國際速遞活動 | International courier activities | 5321 |
| 本地速遞活動 | Local courier activities | 5322 |

用語及定義

Terms and Definitions

機構單位

一間機構單位原則上是指在單一擁有權或控制權下，在單一地點從事一種或主要從事一種經濟活動的經濟單位。倘在同一管理下的不同活動或在不同地點進行的活動其有關的個別數字並不齊備，則合併的資料亦予接納。在這情況下，該填報單位視為一間機構單位。

Establishment

An establishment is ideally an economic unit which engages, under a single ownership or control, in one or predominantly one kind of economic activity at a single physical location. Where separate figures relating to different activities or different locations under the same management are not available, a combined return is accepted and in this case, the reporting unit is treated as an establishment.

就業人數

等於 在職東主、在職合夥人及無酬家屬幫工人數
加 僱員人數

Number of persons engaged

equals number of working proprietors, active partners and unpaid family workers
plus number of employees

就業人數不包括只參與會議而獲得袍金的非在職董事。

Number of persons engaged excludes non-working directors who are paid solely for their attendance at meetings.

僱員薪酬

等於 工資及薪金（包括以股份為基礎的支出）
加 僱員實質利益費用及僱主為僱員提供的社會保障費用

Compensation of employees

equals wages and salaries (including share-based payments)
plus payments in kind and employer's social security expenditure

工資及薪金包括底薪、佣金、超時工作津貼、花紅及獎金、代通知金、停職及遣散費、長期服務金，以及所有現金津貼例如生活津貼、房屋津貼和交通津貼。

Wages and salaries include basic wages and salaries, commissions, overtime allowances, bonuses and gratuities, wages in lieu of notice, severance and termination payment, long service payment, and all cash allowances such as cost of living allowance, housing allowance and

僱員實質利益費用指僱主為僱員提供的利益，免費或廉價供給僱員住屋、膳食、交通及其他物品與服務而承擔的費用。

僱主為僱員提供的社會保障費用包括由僱主支付公積金及退休金的供款，例如強制性公積金計劃，僱員補償保險費（或稱勞工保險費），僱員因工作受傷或患上職業病的補償，醫療支出及醫療保險費。

僱員薪酬亦包括付予非在職董事參與會議的袍金但不包括按僱員補償保險所得的補償金額。

營運開支

等於 土地及樓宇的租金、差餉及地租

加 利息支付

加 保險費及銀行收取的費用（亦包括支付給電子貨幣卡及信用卡機構的佣金／服務費）

加 維修保養

加 日常經營所需用品（亦包括購買作自用的電腦硬件及周邊設備）

加 燃料

transport allowance.

Payments in kind refer to the net cost to the employer in providing housing, food, transport and other goods and services to employees free of charge or at markedly reduced prices.

Employer's social security expenditure includes the employer's share in the contributions to provident funds and retirement funds such as Mandatory Provident Fund schemes, premiums for employees' compensation insurance, compensatory payment for injury or occupational diseases, medical expenses and medical insurance premiums.

Compensation of employees also includes director fees to non-working directors for attending meetings but excludes insurance claims from employees' compensation insurance.

Operating expenses

equals rent, rates and government rent for land and buildings

plus interest payments

plus insurance premiums and bank charges (also including commission / service charges paid to electronic money card and credit card issuers)

plus repair and maintenance

plus materials and supplies used in business (also including purchase of computer hardware and peripherals for own use)

plus fuels

附錄丙（續）

Appendix C (cont'd)

| | | | |
|---|--|------|--|
| 加 | 水費及電費 | plus | water and electricity |
| 加 | 運費及其他運輸判工費（亦包括郵費及速遞服務費、存倉費、及旅行團費用和出售機票、船票、火車及巴士票的成本） | plus | freight charges and cost of transport contract work (also including postal and courier service expenses, storage expenses as well as tours cost and cost of airline, vessel, train and bus tickets sold) |
| 加 | 運輸工具租用費 | plus | charter hire of transport equipment |
| 加 | 代理費、佣金及經紀費（不包括支付給電子貨幣卡及信用卡機構的佣金／服務費） | plus | agency fees, commissions and brokerage fees (not including commission / service charges paid to electronic money card and credit card issuers) |
| 加 | 外聘工支出 | plus | payments to outworkers |
| 加 | 行車隧道、橋樑及幹線使用費、港口服務費、飛機著陸及停泊開支（亦包括泊車費用和入閘費） | plus | tunnel, bridge and link toll payable, charges for port services, aircraft landing and parking expenses (also including vehicles parking fees and gate charges) |
| 加 | 專業服務費（包括會計、核數及法律費用、其他專業服務費用、及購買作自用的現成／度身訂造電腦程式、軟件及資料庫） | plus | professional service fees (including accounting, audit fee and legal fees, other professional services fees as well as purchase of pre-packaged / customised computer programs, software and databases for own use) |
| 加 | 支援服務費（包括租用機械及設備服務費、清潔費、洗滌服務費、招聘和保安服務支出） | plus | support service fees (including service fees for loan of machinery and equipment, cleaning expenses, laundry service expenses, recruitment and security service expenses) |
| 加 | 其他營運開支（例如物業／建築物管理費，報紙／雜誌及通訊開支，支付給相關公司的行政費，經營在本港以外代表辦事處的開支，廣告或推廣費，應酬支出，員工培訓費用及牌照費等） | plus | other operating expenses (such as property / building management fees, newspaper / magazines and communications expenses, administration charges paid to related companies, expenses in maintaining representative offices outside Hong Kong, advertisement or promotion expenses, entertainment expenses, staff |

training expenses and licence fees, etc)

營運開支不包括撥備、出售固定資產的收益／虧損、枯帳、罰款、撇帳、捐款、保險墊底費／自負金額及折舊、攤銷和利得稅。

Operating expenses do not include provision, gain / loss on disposal of fixed assets, bad debts, penalty, write-off, donations to charities, insurance excesses as well as depreciation, amortisation and profits tax.

業務收益及其他收入

等於 客運收入
 加 貨運收入
 加 出租運輸工具收入

 加 其他業務收益
 加 房屋地產的租金或分租收入

 加 其他收入

Business receipts and other income

equals passenger revenue
 plus freight revenue
 plus rental for charter hire of transport equipment

 plus other business receipts
 plus rental income from letting / subletting land and premises
 plus income from other sources

業務收益及其他收入不包括任何保險補償所得的金額、出售固定資產的收益／虧損，和投資證券、投資期貨及燃料對沖的收益／虧損。

Business receipts and other income do not include insurance claims, gain / loss on disposal of fixed assets, gain / loss on trading securities as well as investments on futures and fuel hedging.

固定資產的買賣淨值

等於 添置的固定資產
 減 出售固定資產的收入

Gross additions to fixed assets

equals acquisition of fixed assets
 less proceeds from sales of fixed assets

增加價值

增加價值的計算，是以一個行業的生產總額扣除在生產中所耗用的貨物和服務的價值，所以增加價值是一項免除重複計算的行業產值指標。本報告所載列的增加價值統計數字是根據「經濟活動按年統計調查」所搜集的數據直接編製，這與本地生產總值框架下發

Value added

Value added is an unduplicated measure of an industry's output in which the values of the goods and services used in production are eliminated from the gross value of output. Compiled directly from data collected in the Annual Survey of Economic Activities (ASEA),

布的增加價值統計數字大致相若，但在編製後者的統計數字時會進一步根據國民經濟核算的方法作出若干的調整，而用作調整的數據則來自「經濟活動按年統計調查」以外的資料來源。使用「經濟活動按年統計調查」的數據直接編製增加價值統計數字的好處，是可提供更詳細的行業分項數字。在計算上，本報告內的**增加價值**

等於 業務收益及其他收入
 減 其他收入
 減 營運開支
 加 利息支付
 加 外聘工支出

盈餘總額

等於 業務收益及其他收入
 減 僱員薪酬
 減 營運開支

the value added statistics presented in this report are broadly similar to the value added statistics published under the Gross Domestic Product framework, except that some adjustments (based on data from sources other than the ASEA) are further made to the latter in accordance with a number of national accounting conventions. The advantage of compiling value added statistics directly from data collected in the ASEA is that more refined industry breakdowns are available. Computationally, **value added** in this report

equals business receipts and other income
 less income from other sources
 less operating expenses
 plus interest payments
 plus payments to outworkers

Gross surplus

equals business receipts and other income
 less compensation of employees
 less operating expenses

刊載其他常用的運輸、倉庫及速遞服務業統計數字的其他政府刊物一覽表

**List of Other Government Publications Containing Other Commonly Used Statistics
Relating to the Transportation, Storage and Courier Services Sector**

| <u>統計數字/刊物名稱</u> | <u>刊物周期</u> | <u>Statistics / title of publication</u> | <u>Frequency</u> |
|-----------------------------------|-------------|--|------------------|
| 甲. 主要統計數字 | | A. Principal statistics | |
| 業務收益及其他收入 | | Business receipts and other income | |
| 服務業統計摘要 | 年刊 | Statistical Digest of the Services Sector | Annual |
| 服務行業按季業務收益指數 | 季刊 | Quarterly Business Receipts Indices for Service Industries | Quarterly |
| 僱員薪酬 | | Compensation of employees | |
| 本地生產總值 | 年刊 | Gross Domestic Product | Annual |
| 收入及工時按年統計調查報告 | 年刊 | Report on Annual Earnings and Hours Survey | Annual |
| 經理級與專業僱員薪金及僱員福利統計報告 (高層管理人員除外) | 年刊 | Report of Salaries and Employee Benefits Statistics : Managerial and Professional Employees (Excluding Top Management) | Annual |
| 工資及薪金總額按季統計報告 | 季刊 | Quarterly Report of Wage and Payroll Statistics | Quarterly |
| 機構單位數目 | | Number of establishments | |
| 服務業統計摘要 | 年刊 | Statistical Digest of the Services Sector | Annual |
| 就業及空缺按季統計報告 | 季刊 | Quarterly Report of Employment and Vacancies Statistics | Quarterly |
| 就業人數 | | Number of persons engaged | |
| 物流貨運業人力調查報告 | 雙年刊 | Manpower Survey Report of the Transport Logistics Industry | Biennial |
| 收入及工時按年統計調查報告 | 年刊 | Report on Annual Earnings and Hours Survey | Annual |
| 就業及空缺按季統計報告 | 季刊 | Quarterly Report of Employment and Vacancies Statistics | Quarterly |
| 綜合住戶統計調查按季統計報告 | 季刊 | Quarterly Report on General Household Survey | Quarterly |
| 增加價值 | | Value added | |
| 本地生產總值 | 年刊 | Gross Domestic Product | Annual |
| 服務業統計摘要 | 年刊 | Statistical Digest of the Services Sector | Annual |
| 乙. 其他有關統計數字 | | B. Other related statistics | |
| 進出香港飛機、船隻、車輛及火車 | | Inward and outward movements of aircraft, vessels, motor vehicles and trains | |

| <u>統計數字/刊物名稱</u> | <u>刊物周期</u> | <u>Statistics / title of publication</u> | <u>Frequency</u> |
|--------------------------------|-------------|---|------------------|
| 民航處年報 | 年刊 | Civil Aviation Department Annual Report | Annual |
| 香港統計年刊 | 年刊 | Hong Kong Annual Digest of Statistics | Annual |
| 香港年報 | 年刊 | Hong Kong Yearbook | Annual |
| 服務業統計摘要 | 年刊 | Statistical Digest of the Services Sector | Annual |
| 香港統計月刊 | 月刊 | Hong Kong Monthly Digest of Statistics | Monthly |
| 交通運輸資料月報 | 月刊 | Monthly Traffic and Transport Digest | Monthly |
| 按船舶類型劃分進出香港的 遠洋輪船數字 | | Inward and outward movements of ocean vessels by ship type | |
| 統計年報 | 年刊 | Annual Statistical Tables | Annual |
| 香港統計年刊 | 年刊 | Hong Kong Annual Digest of Statistics | Annual |
| 按船舶類型劃分進出香港的 內河船隻數字 | | Inward and outward movements of river vessels by ship type | |
| 統計年報 | 年刊 | Annual Statistical Tables | Annual |
| 進出香港貨物 | | Inward and outward movements of cargo | |
| 民航處年報 | 年刊 | Civil Aviation Department Annual Report | Annual |
| 香港統計年刊 | 年刊 | Hong Kong Annual Digest of Statistics | Annual |
| 香港年報 | 年刊 | Hong Kong Yearbook | Annual |
| 服務業統計摘要 | 年刊 | Statistical Digest of the Services Sector | Annual |
| 香港統計月刊 | 月刊 | Hong Kong Monthly Digest of Statistics | Monthly |
| 抵港及離港船隻的淨註冊噸位 | | Net registered tonnage of vessels arrivals and departures | |
| 統計年報 | 年刊 | Annual Statistical Tables | Annual |
| 香港統計年刊 | 年刊 | Hong Kong Annual Digest of Statistics | Annual |
| 香港統計月刊 | 月刊 | Hong Kong Monthly Digest of Statistics | Monthly |
| 香港註冊船舶的淨噸位數字 | | Net tonnage of ships registered in Hong Kong | |
| 統計年報 | 年刊 | Annual Statistical Tables | Annual |
| 服務業統計摘要 | 年刊 | Statistical Digest of the Services Sector | Annual |
| 抵港及離港人數 | | Passenger arrivals and departures | |
| 香港統計年刊 | 年刊 | Hong Kong Annual Digest of Statistics | Annual |
| 服務業統計摘要 | 年刊 | Statistical Digest of the Services Sector | Annual |
| 香港統計月刊 | 月刊 | Hong Kong Monthly Digest of Statistics | Monthly |
| 櫃吞吐量 | | Container throughput | |
| 統計年報 | 年刊 | Annual Statistical Tables | Annual |
| 香港統計年刊 | 年刊 | Hong Kong Annual Digest of Statistics | Annual |

| <u>統計數字/刊物名稱</u> | <u>刊物周期</u> | <u>Statistics / title of publication</u> | <u>Frequency</u> |
|------------------------------------|-------------|--|------------------|
| 香港年報 | 年刊 | Hong Kong Yearbook | Annual |
| 服務業統計摘要 | 年刊 | Statistical Digest of the Services Sector | Annual |
| 香港統計月刊 | 月刊 | Hong Kong Monthly Digest of Statistics | Monthly |
| 港口及貨物統計數字 | | Port and cargo statistics | |
| 香港船務統計 | 季刊 | Hong Kong Shipping Statistics | Quarterly |
| 船務統計數字 | | Shipping statistics | |
| 香港船務統計 | 季刊 | Hong Kong Shipping Statistics | Quarterly |
| 公共交通 | | Public transport | |
| - 按交通工具計算的平均每日 乘客人次 | | - Average daily number of passenger journeys by mode of transport | |
| 香港年報 | 年刊 | Hong Kong Yearbook | Annual |
| 服務業統計摘要 | 年刊 | Statistical Digest of the Services Sector | Annual |
| 交通運輸資料月報 | 月刊 | Monthly Traffic and Transport Digest | Monthly |
| - 按營辦商劃分的乘客人次 | | - Passenger journeys by operator | |
| 香港統計年刊 | 年刊 | Hong Kong Annual Digest of Statistics | Annual |
| 香港統計月刊 | 月刊 | Hong Kong Monthly Digest of Statistics | Monthly |
| 交通運輸資料月報 | 月刊 | Monthly Traffic and Transport Digest | Monthly |
| 車輛數目 | | Number of motor vehicles | |
| 香港統計年刊 | 年刊 | Hong Kong Annual Digest of Statistics | Annual |
| 香港年報 | 年刊 | Hong Kong Yearbook | Annual |
| 服務業統計摘要 | 年刊 | Statistical Digest of the Services Sector | Annual |
| 香港統計月刊 | 月刊 | Hong Kong Monthly Digest of Statistics | Monthly |
| 交通運輸資料月報 | 月刊 | Monthly Traffic and Transport Digest | Monthly |
| 隧道汽車流量、青嶼幹線汽車 流量及汽車渡輪服務 | | Vehicular traffic through tunnels, Lantau link and vehicular ferry services | |
| 香港統計年刊 | 年刊 | Hong Kong Annual Digest of Statistics | Annual |
| 香港統計月刊 | 月刊 | Hong Kong Monthly Digest of Statistics | Monthly |
| 交通運輸資料月報 | 月刊 | Monthly Traffic and Transport Digest | Monthly |
| 公共道路長度 | | Length of public roads | |
| 香港統計年刊 | 年刊 | Hong Kong Annual Digest of Statistics | Annual |
| 服務業統計摘要 | 年刊 | Statistical Digest of the Services Sector | Annual |
| 職位空缺數目 | | Number of vacancies | |
| 就業及空缺按季統計報告 | 季刊 | Quarterly Report of Employment and Vacancies Statistics | Quarterly |
| 郵遞服務統計數字 | | Statistics on postal services | |
| 香港統計年刊 | 年刊 | Hong Kong Annual Digest of Statistics | Annual |

| <u>統計數字/刊物名稱</u> | <u>刊物周期</u> | <u>Statistics / title of publication</u> | <u>Frequency</u> |
|------------------|-------------|--|------------------|
| 香港郵政年報 | 年刊 | Hongkong Post Annual Report | Annual |
| 香港統計月刊 | 月刊 | Hong Kong Monthly Digest of Statistics | Monthly |

註釋：以上刊物均由政府統計處編製，下列刊物則除外：

- (a) 統計年報 (海事處)，
- (b) 民航處年報 (民航處)，
- (c) 香港郵政年報 (香港郵政)，
- (d) 香港年報 (政府新聞處)，
- (e) 物流貨運業人力調查報告 (職業訓練局)，及
- (f) 交通運輸資料月報 (運輸署)。

Notes: The above publications are published by the C&SD, except:

- (a) Annual Statistical Tables (Marine Department),
- (b) Civil Aviation Department Annual Report (Civil Aviation Department),
- (c) Hongkong Post Annual Report (Hongkong Post),
- (d) Hong Kong Yearbook (Information Services Department),
- (e) Manpower Survey Report of the Transport Logistics Industry (Vocational Training Council), and
- (f) Monthly Traffic and Transport Digest (Transport Department).

獲取政府統計處刊物的方法 Means of Obtaining Publications of the Census and Statistics Department

網站

用戶可以在政府統計處網站 (www.censtatd.gov.hk/hkstat/quicklink/index_tc.jsp) 免費下載統計刊物。

政府統計處刊物出版組

政府統計處部分刊物備有印刷版，市民可親臨政府統計處刊物出版組購買刊物的印刷版，並即時提取。該組並設有閱讀區，陳列政府統計處各類刊物的最新期號，供讀者查閱。閱讀區也備有統計處編製的宣傳／教育單張和小冊子，歡迎索閱。

刊物出版組的地址是：
香港灣仔港灣道 12 號
灣仔政府大樓 19 樓
電話：(852) 2582 3025
圖文傳真：(852) 2827 1708

訂購服務

政府統計處部分刊物備有印刷版，於政府新聞處的政府書店網站 (www.bookstore.gov.hk) 有售。市民亦可在政府統計處網站 (www.censtatd.gov.hk/service_desk/list/mail/index_tc.jsp) 下載郵購表格，並將填妥的郵購表格，連同所需費用的支票或匯票寄回辦理。

Website

Users may download statistical publications free of charge from the Census and Statistics Department (C&SD) Website (www.censtatd.gov.hk/hkstat/quicklink/index.jsp).

Publications Unit of C&SD

Some publications of C&SD are available in print versions. These print versions are available for purchase and collection on the spot at the Publications Unit of C&SD. The Unit also provides a reading area where users may browse through the latest issue of various publications of the Department on display. Publicity/educational leaflets and pamphlets of the Department are also available for collection.

The address of the Publications Unit is :
19/F, Wanchai Tower,
12 Harbour Road, Wan Chai, Hong Kong.
Tel. : (852) 2582 3025
Fax : (852) 2827 1708

Order service

Some publications of C&SD are available in print versions and are offered for sale online at the Government Bookstore of the Information Services Department (www.bookstore.gov.hk). A mail order form for ordering print versions of publications is also available for downloading on the website of the Department (www.censtatd.gov.hk/service_desk/list/mail/index.jsp). Completed form should be sent back together with a cheque or bank draft covering all necessary cost.

