



中期人口統計

2006 Population  
By-census

# 主題性報告：單親人士 Thematic Report : Single Parents

有關本刊物的查詢，請聯絡：

**政府統計處 二零零六年中期人口統計辦事處**

地址：中國香港 九龍九龍灣宏光道39號宏天廣場17樓1703室

電話：(852) 2716 8025 圖文傳真：(852) 2716 0231

電郵：[bycensus2006@censtatd.gov.hk](mailto:bycensus2006@censtatd.gov.hk)

Enquiries about this publication can be directed to :

**2006 Population By-census Office  
Census and Statistics Department**

Address : Rm 1703, 17/F Skyline Tower, 39 Wang Kwong Road, Kowloon Bay,  
Kowloon, Hong Kong, China.

Tel : (852) 2716 8025 Fax : (852) 2716 0231

E-mail : [bycensus2006@censtatd.gov.hk](mailto:bycensus2006@censtatd.gov.hk)

政府統計處網站 Website of the Census and Statistics Department  
[www.censtatd.gov.hk](http://www.censtatd.gov.hk)

本刊物備有印刷版和下載版可供選擇。有關獲取本刊物的方法，請參閱第A1頁。

This publication is available in both print version and download version.

Please refer to page A1 for the means of obtaining this publication.



## 序言

二零零六年中期人口統計提供很多有關香港人口的社會及經濟特徵的資料。這不單有助對社會上不同的層面進行研究，更可按特定人口組別，進行探討。

根據二零零六年中期人口統計的結果，本報告載列有關本港單親人士的一系列統計數字。它詳盡分析單親人士的特徵：人口特徵、教育、勞動人口、住戶及房屋特徵、十八歲以下的單親子女和地區特徵。在可能範圍內，這些結果會與過往人口普查／中期人口統計的結果作比較。

本報告為一系列有關人口分組的主題性報告書之一。二零零六年中期人口統計的刊物名稱已詳列於本報告的最後部分。

政府統計處處長 馮興宏

二零零八年二月

## Foreword

The 2006 Population By-census provides a wealth of data on the demographic and socio-economic characteristics of the population in Hong Kong. It allows studies to be undertaken not only on various facets of the community but also on specific sub-groups of the population.

A comprehensive range of statistics of single parents in Hong Kong, based on the results of the 2006 Population By-census, are presented in this report. It goes into some length in analysing the characteristics of single parents: demographic characteristics, education, labour force, household and housing characteristics, children aged under 18 of single parents and geographical characteristics. Comparisons are made with results of the past population censuses/by-censuses as appropriate.

This report is one among a series of the thematic reports released on population sub-groups. A list of the 2006 Population By-census publications is given at the end of this report.

**FUNG Hing-wang**  
Commissioner for Census and Statistics

February 2008



## 目錄

## Contents

		頁數 <i>Page</i>
統計表一覽	<b>List of Tables</b>	vii
統計圖一覽	<b>List of Charts</b>	xi
1. 緒言	<b>1. Introduction</b>	1
2. 摘要	<b>2. Summary</b>	5
3. 人口特徵	<b>3. Demographic Characteristics</b>	13
4. 教育	<b>4. Education</b>	23
5. 勞動人口	<b>5. Labour Force</b>	27
6. 住戶及房屋特徵	<b>6. Household and Housing Characteristics</b>	43
7. 十八歲以下的單親子女	<b>7. Children Aged Under 18 of Single Parents</b>	51
8. 地區特徵	<b>8. Geographical Characteristics</b>	57
中文詞彙釋義	<b>Definition of Terms in Chinese</b>	65
英文詞彙釋義	<b>Definition of Terms in English</b>	73
香港二零零六年中期人口統計刊物	<b>Publications of the Hong Kong 2006 Population By-census</b>	83
獲取政府統計處刊物及其他統計產品的方法	<b>Means of Obtaining Publications and Other Statistical Products of the Census and Statistics Department</b>	A1
郵購表格	<b>Mail Order Form</b>	A3



## 統計表一覽

## List of Tables

				頁數 Page
表 3.1	一九九六年、二零零一年及二零零六年按性別及年齡組別劃分的單親人士數目	Table 3.1	Single Parents by Sex and Age Group, 1996, 2001 and 2006	15
表 3.2	一九九六年、二零零一年及二零零六年按性別及婚姻狀況劃分的單親人士數目	Table 3.2	Single Parents by Sex and Marital Status, 1996, 2001 and 2006	18
表 3.3	一九九六年、二零零一年及二零零六年按性別及出生地點劃分的單親人士數目	Table 3.3	Single Parents by Sex and Place of Birth, 1996, 2001 and 2006	20
表 3.4	一九九六年、二零零一年及二零零六年按性別及在港居住年期劃分的單親人士數目	Table 3.4	Single Parents by Sex and Duration of Residence in Hong Kong, 1996, 2001 and 2006	21
表 4.1	一九九六年、二零零一年及二零零六年按性別及教育程度（最高就讀程度）劃分的單親人士數目	Table 4.1	Single Parents by Sex and Educational Attainment (Highest Level Attended), 1996, 2001 and 2006	24
表 4.2	二零零六年按教育程度（最高就讀程度）及婚姻狀況劃分的單親人士數目	Table 4.2	Single Parents by Educational Attainment (Highest Level Attended) and Marital Status, 2006	25
表 5.1	一九九六年、二零零一年及二零零六年按性別劃分的單親人士勞動人口參與率	Table 5.1	Labour Force Participation Rates of Single Parents by Sex, 1996, 2001 and 2006	28
表 5.2	一九九六年、二零零一年及二零零六年按性別及經濟活動身分劃分的單親工作人士	Table 5.2	Working Single Parents by Sex and Economic Activity Status, 1996, 2001 and 2006	29
表 5.3	一九九六年、二零零一年及二零零六年按性別及行業劃分的單親工作人士	Table 5.3	Working Single Parents by Sex and Industry, 1996, 2001 and 2006	31
表 5.4	一九九六年、二零零一年及二零零六年按性別及職業劃分的單親工作人士	Table 5.4	Working Single Parents by Sex and Occupation, 1996, 2001 and 2006	33

			<i>頁數</i> <i>Page</i>	
表 5.5	一九九六年、二零零一年及二零零六年按性別及每月所有職業收入劃分的單親工作人士	Table 5.5	Working Single Parents by Sex and Monthly Income from All Employment, 1996, 2001 and 2006	36
表 5.6	一九九六年、二零零一年及二零零六年按性別及每月個人收入劃分的單親工作人士	Table 5.6	Working Single Parents by Sex and Monthly Personal Income, 1996, 2001 and 2006	38
表 5.7	一九九六年、二零零一年及二零零六年按性別及經濟活動身分劃分的非工作單親人士	Table 5.7	Non-working Single Parents by Sex and Economic Activity Status, 1996, 2001 and 2006	41
表 5.8	一九九六年、二零零一年及二零零六年按性別及每月個人收入劃分的非工作單親人士	Table 5.8	Non-Working Single Parents by Sex and Monthly Personal Income, 1996, 2001 and 2006	42
表 6.1	一九九六年、二零零一年及二零零六年按性別及住戶人數劃分的單親人士數目	Table 6.1	Single Parents by Sex and Household Size, 1996, 2001 and 2006	45
表 6.2	一九九六年、二零零一年及二零零六年按性別及住戶結構劃分的單親人士數目	Table 6.2	Single Parents by Sex and Household Composition, 1996, 2001 and 2006	47
表 6.3	一九九六年、二零零一年及二零零六年按性別及家庭住戶每月收入劃分的單親人士數目	Table 6.3	Single Parents by Sex and Monthly Domestic Household Income, 1996, 2001 and 2006	48
表 6.4	一九九六年、二零零一年及二零零六年按房屋類型劃分的單親人士數目	Table 6.4	Single Parents by Type of Housing, 1996, 2001 and 2006	50
表 7.1	一九九六年、二零零一年及二零零六年按性別及未成年子女數目劃分的單親人士數目	Table 7.1	Single Parents by Sex and Number of Dependent Children, 1996, 2001 and 2006	52
表 7.2	一九九六年、二零零一年及二零零六年按單親人士性別及子女性別劃分的單親人士的未成年子女數目	Table 7.2	Dependent Children of Single Parents by Sex of Single Parents and Sex of Children, 1996, 2001 and 2006	53
表 7.3	一九九六年、二零零一年及二零零六年按單親人士性別及子女年齡組別劃分的單親人士的未成年子女數目	Table 7.3	Dependent Children of Single Parents by Sex of Single Parents and Age Group of Children, 1996, 2001 and 2006	54

			<i>頁數</i> <i>Page</i>	
表 7.4	一九九六年、二零零一年及二零零六年按單親人士性別、子女的經濟活動身分及子女年齡組別劃分的單親人士的未成年子女數目	Table 7.4	Dependent Children of Single Parents by Sex of Single Parents, Economic Activity Status of Children and Age Group of Children, 1996, 2001 and 2006	55
表 8.1	一九九六年、二零零一年及二零零六年按性別及區議會分區劃分的單親人士數目	Table 8.1	Single Parents by Sex and District Council District, 1996, 2001 and 2006	58
表 8.2	一九九六年、二零零一年及二零零六年按區議會分區劃分的單親人士的未成年子女數目	Table 8.2	Dependent Children of Single Parents by District Council District, 1996, 2001 and 2006	62
表 8.3	二零零六年按區議會分區劃分的單親爸爸／媽媽的年齡中位數、平均未成年子女數目及未成年子女的年齡中位數	Table 8.3	Median Age, Average Number of Dependent Children and Median Age of Dependent Children of Single Fathers/Mothers by District Council District, 2006	64



			<i>頁數</i> <i>Page</i>	
圖 3.1	一九九六年、二零零一年及二零零六年單親人士的數目及佔與十八歲以下子女同住的曾經結婚人士的比例	Chart 3.1	Number of Single Parents and Proportion to Ever Married Persons Living with Child(ren) Aged Under 18, 1996, 2001 and 2006	13
圖 3.2	二零零六年按性別及年齡組別劃分的單親人士百分比分布	Chart 3.2	Percentage Distribution of Single Parents by Sex and Age Group, 2006	16
圖 3.3	二零零六年按婚姻狀況及年齡組別劃分的單親人士百分比分布	Chart 3.3	Percentage Distribution of Single Parents by Marital Status and Age Group, 2006	19
圖 7.1	二零零六年單親人士的選定人口特徵	Chart 7.1	Selected Demographic Characteristics of Single Parents, 2006	51
圖 8.1	二零零六年按區議會分區劃分的單親人士佔與十八歲以下子女同住的曾經結婚人士的比例	Chart 8.1	Proportion of Single Parents to Ever Married Persons Living with Child(ren) Aged Under 18 by District Council District, 2006	61



# 1. 緒言

## 背景

1.1 根據慣例，自一九六一年起，香港每十年進行一次人口普查，並在兩次人口普查中間，進行一次中期人口統計。依此慣例，香港於二零零六年七月至八月期間進行了一次中期人口統計。

1.2 二零零六年中期人口統計已於二零零六年七月十五日至八月一日的十八天期間進行。中期人口統計乃一抽樣統計調查，用以搜集有關人口的廣泛社會及經濟特徵資料。全港約十分之一的屋宇單位被選中，而單位內所有住戶均為訪問對象。

## 概念與範圍

1.3 二零零六年中期人口統計採用「居住人口」方法，以涵蓋所有居港人口。政府統計處自二零零零年八月開始，採用了「居住人口」方法，來編製香港的人口估計。作出這個改動的原因，是「居住人口」概念在統計理論而言，較適用於計算一個地方的人口。而這個做法尤為配合近年在改變中的香港人口居住和流動模式。

1.4 二零零六年中期人口統計的點算時刻（即二零零六年七月十四日凌晨三時）的居港人口包括「常住居民」和「流動居民」。「常住居民」指以下兩類人士：（一）在點算時刻前的六個月內，在港逗留最少三個月，又或在點算時刻後的六個月內，在港逗留最少三個月的香港永久性居民，不論在點算時刻他們是否身在香港；及（二）於點算時刻在港的非香港永久性居民。

# 1. Introduction

## Background

1.1 It is an established practice from 1961 for Hong Kong to conduct a population census once every ten years and a by-census in the middle of the intercensal period. Following this practice, the 2006 Population By-census was conducted in July to August 2006.

1.2 The 2006 Population By-census was conducted in the eighteen-day period from 15 July to 1 August 2006. It was a sample enquiry on a broad range of demographic and socio-economic characteristics of the population. About one-tenth of all quarters in Hong Kong were sampled and all households therein were included in the enquiry.

## Concept and Coverage

1.3 The 2006 Population By-census covers the Hong Kong Resident Population under the “resident population” approach. The “resident population” approach has been adopted to compile the population estimates of Hong Kong since August 2000. Such change is effected in view of the greater relevance of the “resident population” concept from a statistical theory standpoint in measuring the population size of a place. It is considered particularly appropriate to do so to take account of the changing residency and mobility patterns of the Hong Kong population in recent years.

1.4 The Hong Kong Resident Population at the reference moment of the 2006 Population By-census (i.e. 3 a.m. on 14 July 2006) covers “Usual Residents” and “Mobile Residents”. “Usual Residents” refer to two categories of people: (1) Hong Kong Permanent Residents who had stayed in Hong Kong for at least three months during the six months before or for at least three months during the six months after the reference moment, regardless of whether they were in Hong Kong or not at the reference moment; and (2) Hong Kong Non-permanent Residents who were in Hong Kong at the reference moment.

1.5 至於「流動居民」，則指在點算時刻前的六個月內，在港逗留最少一個月但少於三個月，或在點算時刻後的六個月內，在港逗留最少一個月但少於三個月，在香港永久性居民，不論在點算時刻他們是否身在香港。

1.6 本報告利用二零零六年中期人口統計的統計數據分析單親人士及其子女的特徵，並與一九九六年中期人口統計及二零零一年人口普查的結果作適當的比較。

1.7 本報告列出的二零零一年人口普查與二零零六年中期人口統計結果，皆指根據「居住人口」方法點算所得的居港人口。而列出的一九九六年中期人口統計的結果，則根據「常住人口」點算方法點算的「本港居民人口」<sup>1</sup>。另外，與分別在該年三月進行的一九九六年中人口統計及二零零一年人口普查不同，二零零六年中期人口統計在二零零六年七月十五日至八月一日（即學校暑假期間）進行。故此，所有有關教育特徵的數據項目，是根據在二零零六年上半年的情況作訪問。基於以上原因，作出比較時需特別留意。然而，一九九六年中期人口統計、二零零一年人口普查及二零零六年中期人口統計的結果仍可作概括性比較。

1.5 As for “Mobile Residents”, they are Hong Kong Permanent Residents who had stayed in Hong Kong for at least one month but less than three months during the six months before or for at least one month but less than three months during the six months after the reference moment, regardless of whether they were in Hong Kong or not at the reference moment.

1.6 This report analyses the characteristics of single parents and their children by making use of statistical data compiled from the 2006 Population By-census. Comparisons are made with results from the 1996 Population By-census and the 2001 Population Census when appropriate.

1.7 The results of the 2001 Population Census and the 2006 Population By-census presented in this report refer to the Hong Kong Resident Population enumerated under the “resident population” approach. Those of the 1996 Population By-census refer to the resident population enumerated under the de jure enumeration approach<sup>1</sup>. Besides, being different from the 1996 Population By-census and the 2001 Population Census which were conducted in March of the respective years, the fieldwork operation period of the 2006 Population By-census was 15 July to 1 August 2006 (i.e. during summer vacation for schools). In this regard, data topics related to educational characteristics were enquired with reference to the first half to 2006. In view of this, caution has to be taken in making comparison. Notwithstanding the change, results of the 1996 Population By-census, the 2001 Population Census and the 2006 Population By-census are broadly comparable.

<sup>1</sup> 一九九六年中期人口統計的「本港居民人口」包括在點算時刻之前或之後六個月通常在香港居住的住戶成員，或者通常在中國大陸／澳門工作的住戶成員。按「常住人口」點算方法，住戶成員的詳細資料會根據其通常居住的屋宇單位處記錄。

<sup>1</sup> The resident population in the 1996 Population By-census covered members of household usually living in Hong Kong in the six-month period either before or after the reference moment, and those who usually worked in the mainland of China/Macao. Under the de jure enumeration approach, all members of the household were enumerated in the quarters where they usually resided.

1.8 單親人士在本報告內是指已喪偶、離婚或分居，並與十八歲以下子女住在同一住戶內的母親或父親。為方便分析，選定統計表內亦載有與十八歲以下子女住在同一住戶內的曾經結婚人士（包括已婚、喪偶、離婚或分居人士）（以下簡稱為「與十八歲以下子女同住的曾經結婚人士」）的統計數字。讀者在閱讀此報告書時請留意以下兩點：

- (i) 有部分已喪偶、離婚或分居母親或父親並非與十八歲以下子女住在同一住戶內。這些母親及父親並不計算為單親人士而其子女亦不計算為單親人士子女；及
- (ii) 「單親人士」與「單親家庭」的概念並不相同。「單親人士」是指在上述所界定的母親或父親，而「單親家庭」則包括單親人士及與其同住的子女。

## 報告結構

1.9 本報告共分八章。第二章簡介有關單親人士的重要特徵。第三章就單親人士的人口特徵作詳細研究，包括他們的婚姻狀況、年齡及性別結構、以及在港居住年期。此外，這些特徵在過去十年的變化亦將加以分析。

1.10 第四章探討單親人士教育程度的轉變。單親爸爸及單親媽媽的教育程度亦會加以比較。

1.11 第五章闡述單親人士的勞動人口特徵。有關單親人士按性別劃分的勞動人口參與率、單親工作人士的行業與職業的分布、以及非工作單親人士特徵的統計數

1.8 In this report, single parents are defined as mothers or fathers who are widowed, divorced or separated, with child(ren) aged under 18 living with them in the same household. Statistics on ever married persons (including now married, widowed, divorced and separated persons) living with child(ren) aged under 18 in the same household (termed as “ever married persons living with child(ren) aged under 18” hereafter) are also presented in selected tables to facilitate analysis. In reading this report, readers should note the following two points:

- (i) there are some mothers or fathers who are widowed, divorced or separated but not living with child(ren) aged under 18 in the same household. These mothers and fathers are not counted as single parents and their children not as children of single parents; and
- (ii) the concept of “single parents” is different from that of “single parent families”. While “single parents” refer to mothers or fathers as defined above, “single parent families” comprise the single parents and the child(ren) living with them.

## Report Structure

1.9 This report consists of eight chapters. A highlight of the characteristics of single parents is provided in Chapter 2. Chapter 3 analyses the demographic characteristics of single parents, including their marital status, age and sex structure and duration of residence in Hong Kong. The changes in these characteristics over the past decade will also be examined.

1.10 Chapter 4 looks at the single parents' educational attainment over time. Comparison between the educational attainment of single fathers and that of single mothers will also be made.

1.11 Chapter 5 explores the labour force characteristics of single parents. Labour force participation rates of single parents by sex, the industrial and occupational distributions of working single parents

字及詮釋均載列於本章內。

1.12 單親人士在住戶及房屋方面的狀況會在第六章中作出描述。並討論居住情況的改變、單親人士的家庭住戶人數及結構、及比較單親爸爸和單親媽媽在住戶特徵上的分別。

1.13 第七章分析單親人士子女的特徵，包括他們的年齡及性別結構、以及經濟活動身分。有關單親人士及其子女的地區特徵的轉變則詳列於第八章。

1.14 本報告載列的統計數字，均是經由抽樣統計調查估算所得。

## 代號

1.15 本刊物內各代號的含意如下：

-	零
..	不適用
0.0	少於 0.05%

## 數字的捨入

1.16 由於進位原因，統計表內個別項目的數字總和可能與總數略有出入。

and the characteristics of non-working single parents will be presented with interpretations.

1.12 Chapter 6 describes single parents in the context of households and housing. Changes in living arrangements over time, the household size and composition of single parents and the differences in household characteristics between single fathers and single mothers will be studied in details.

1.13 The characteristics of children of single parents, including their age and sex structures and economic activity status are analysed in Chapter 7. Finally, changes in geographical characteristics of single parents and their children over the past decade are contained in Chapter 8.

1.14 All statistics contained in this report are estimates derived from the sample enquiry.

## Symbols

1.15 The following symbols are used throughout the publication :

-	Nil
..	Not applicable
0.0	Less than 0.05%

## Rounding of Figures

1.16 Owing to rounding, there may be a slight discrepancy between the sum of individual items and the total as shown in the tables.

## 2. 摘要

2.1 本報告的第三至第八章就單親人士作出詳盡的分析。而本章則概述重要結果。為方便參考，單親人士的主要統計數字載列於第十一及十二頁。

### 人口特徵

2.2 在二零零六年，香港共有 72 326 位單親人士。單親人士在過去十年的平均每年增長率為 5.3%，而同期與十八歲以下子女同住的曾經結婚人士數目則錄得平均每年 0.7% 的跌幅。

2.3 按單親人士數目佔與十八歲以下子女同住的曾經結婚人士的比例而言，有關比例由一九九六年的 2.8% 逐漸上升至二零零一年的 3.7%，再上升至二零零六年的 5.0%。

2.4 單親爸爸（即男性的單親人士）的數目在過去十年由 11 907 人上升至 14 713 人，升幅溫和，而單親媽媽（即女性的單親人士）的數目卻由 30 402 人增至 57 613 人，升幅接近一倍。這可能歸因於該期間離婚率的上升以及子女在父母離婚或分居以後多數會跟隨母親一起居住。

2.5 單親人士的性別比率（即每千名單親媽媽相對的單親爸爸數目）由一九九六年的 392 顯著下降至二零零六年的 255，代表單親媽媽遠多於單親爸爸，而且差距正在擴大。

## 2. Summary

2.1 While chapters 3-8 of this report provide a detailed analysis on single parents, salient findings are highlighted in this chapter. For ease of reference, key statistics of single parents are listed on pages 11 and 12.

### Demographic Characteristics

2.2 In 2006, the number of single parents reached 72 326. The average annual growth rate of single parents over the past decade was 5.3%, while the number of ever married persons living with child(ren) aged under 18 recorded a 0.7% decrease per annum on average.

2.3 In terms of the number of single parents to ever married persons living with child(ren) aged under 18, the proportion increased gradually from 2.8% in 1996 to 3.7% in 2001, and then to 5.0% in 2006.

2.4 The number of single fathers (i.e. male single parents) increased moderately from 11 907 to 14 713 over the past 10 years, whereas single mothers (i.e. female single parents) grew by nearly one-fold, from 30 402 to 57 613. It is probably due to the increase in the divorce rate over the period and the fact that children usually live with their mothers after their parents have divorced or separated.

2.5 The sex ratio of single parents (i.e. the number of single fathers per 1 000 single mothers) dropped substantially from 392 in 1996 to 255 in 2006, indicating that single mothers far outnumbered their male counterparts and the difference had been enlarging.

2.6 年齡在五十歲及以上的單親媽媽比例由一九九六年 8.6% 輕微上升至二零零六年的 12.0%。而同年齡組別的單親爸爸亦由 20.3% 上升至 26.3%。在二零零六年，84.9% 的單親媽媽年齡介乎三十至四十九歲，而在該年齡組別的單親爸爸則為 71.0%。

2.7 單親爸爸一般較單親媽媽年長。在二零零六年，單親爸爸的年齡中位數為 45 歲，而單親媽媽則是 42 歲。

2.8 由於近年離婚率的上升，單親人士為離婚或分居者所佔的比重由一九九六年的 67.2% 上升至二零零六年的 79.8%。

2.9 已離婚或分居的單親媽媽在過去十年間增加超過一倍，由 19 282 人增加至 45 400 人。而同組別的單親爸爸則由 9 161 人上升至 12 312 人，增幅為 34.4%。

2.10 在港居住未滿七年的單親媽媽所佔比重由一九九六年的 5.4% 大幅上升至二零零六年的 10.2%，這可能與過去十年有大量女性單程通行證持有人從內地來港有關。

## 教育

2.11 在教育機會增加的情況下，曾受中學或更高教育的單親人士比例在過去十年由 59.7% 上升至 75.8%。

2.12 單親媽媽的教育程度一般較單親爸爸為低，但他們的差距在過去十年間顯著收窄。在二零零六年，曾受過中學或以上教育的單親爸爸及單親媽媽比例分別為 76.8% 及 75.6%。

2.6 The proportion of single mothers aged 50 and over increased slightly from 8.6% in 1996 to 12.0% in 2006. The proportion of their male counterparts also increased from 20.3% to 26.3%. In 2006, 84.9% of the single mothers were aged between 30 and 49 while 71.0% of single fathers were in this age group.

2.7 Single fathers were generally older than single mothers. In 2006, the median age of single fathers was 45, compared with 42 of single mothers.

2.8 As a result of the increase in the divorce rate in recent years, the proportion of the single parents who were divorced or separated rose from 67.2% in 1996 to 79.8% in 2006.

2.9 Single mothers who were divorced or separated increased by more than one fold from 19 282 to 45 400 over the past 10 years while their male counterparts rose by 34.4% from 9 161 to 12 312.

2.10 The proportion of single mothers having resided in Hong Kong for less than 7 years increased sharply from 5.4% in 1996 to 10.2% in 2006. It is probably due to the influx of a large number of female One-way Permit holders from the Mainland over the past 10 years.

## Education

2.11 As a result of greater opportunity for education, the proportion of single parents with secondary or higher education went up from 59.7% to 75.8% over the past decade.

2.12 Single mothers appeared to have lower level of educational attainment than their male counterparts. However, the gap had been narrowed considerably. In 2006, 76.8% of single fathers and 75.6% of single mothers had attained secondary or higher education.

## 勞動人口

2.13 單親人士的勞動人口參與率由一九九六年的 72.2% 下跌至二零零一年的 63.7%，其後輕微上升至二零零六年的 64.9%。與此相反，與十八歲以下子女同住的曾經結婚人士的相應數字卻由一九九六年的 71.8% 輕微上升至二零零六年的 73.3%。單親爸爸的勞動人口參與率遠較單親媽媽為高，在二零零六年他們的相應數字分別為 78.4% 及 61.4%。

2.14 在二零零六年，香港共有 41 734 位單親工作人士，較十年前增加了 48.1%。按性別分析，在職單親爸爸的數目在同期間只輕微增長了 3.9%，而在職單親媽媽的數目則顯著上升 72.2%。

2.15 在二零零六年單親工作人士中，有 89.4% 為僱員（而在整體工作人口中僱員比重為 89.2%）。這與一九九六年及二零零一年的情況相若。

2.16 在二零零六年，單親工作人士中，從事「批發、零售、進出口貿易、飲食及酒店業」的佔 35.3%，其次是「社區、社會及個人服務業」（28.8%）。一九九六年的相應數字則分別為 31.6% 及 23.6%。單親工作人士從事「製造業」的比例則由一九九六年的 17.5% 大幅減少至二零零六年的 8.0%。

2.17 在二零零六年，最多在職單親爸爸從事「批發、零售、進出口貿易、飲食及酒店業」（26.6%），其次則為「運輸、倉庫及通訊業」（20.9%）。而最多在職單親媽媽從事的首兩個行業則分別為「批發、零售、進出口貿易、飲食及酒店業」（38.2%）及「社區、社會及個人服務業」（32.6%）。

## Labour Force

2.13 The labour force participation rate of single parents dropped from 72.2% in 1996 to 63.7% in 2001, and then increased slightly to 64.9% in 2006. The corresponding figures for ever married persons living with child(ren) aged under 18, by contrast, increased slightly from 71.8% in 1996 to 73.3% in 2006. Compared with single mothers, single fathers had a much higher labour force participation rate. The corresponding figures for single fathers and single mothers in 2006 were 78.4% and 61.4% respectively.

2.14 In 2006, there were 41 734 working single parents, representing an increase of 48.1% over the past decade. Analysed by sex, the number of working single fathers rose slightly by 3.9% while that of working single mothers grew considerably by 72.2%.

2.15 Among the working single parents in 2006, 89.4% of them were employees (as compared with 89.2% of employees in the whole working population). Similar observations were found for the working single parents in 1996 and 2001.

2.16 In 2006, there were 35.3% of the working single parents engaged in the “Wholesale, retail and import/export trades, restaurants and hotels” sector and 28.8% in the “Community, social and personal services” sector. The corresponding figures in 1996 were 31.6% and 23.6% respectively. The proportion of single parents working in the “Manufacturing” sector dropped significantly from 17.5% in 1996 to 8.0% in 2006.

2.17 The “Wholesale, retail and import/export trades, restaurants and hotels” sector was the largest employment sector for working single fathers (26.6%) in 2006, followed by the “Transport, storage and communications” sector (20.9%), while the largest two employment sectors for working single mothers were the “Wholesale, retail and import/export trades, restaurants and hotels” sector (38.2%) and the “Community, social and personal services” sector (32.6%).

2.18 在二零零六年，最多單親工作人士從事的首三類職業分別為「服務工作及商店銷售人員」(23.6%)，其次是「非技術工人」(20.4%)，及「文員」(19.2%)。最多單親爸爸及媽媽工作的職業均是「服務工作及商店銷售人員」，比例分別為18.0%及25.5%。

2.19 單親工作人士於二零零六年的每月所有職業收入中位數為9,000元，較一九九六年上升5.9%，而較二零零一年則下降10.0%。

2.20 單親爸爸的每月所有職業收入中位數一般較單親媽媽為高。在二零零六年，單親爸爸及單親媽媽的所有職業收入中位數分別為10,500元及8,500元。

2.21 二零零六年，在單親人士當中，共有30,592人並非在職。當中料理家務者佔69.9%，在一九九六年時該比例則為65.2%。

2.22 非工作單親人士在二零零六年的每月個人收入中位數為5,900元，一九九六年的為5,000元。在過去十年間，非工作的單親媽媽的每月個人收入中位數均較非工作的單親爸爸的為高。

## 住戶及房屋特徵

2.23 單親人士的家庭住戶平均每戶人數在過去十年由3.5人下降至3.0人。在二零零六年，單親爸爸一般較單親媽媽居住於人數較多的家庭住戶中，兩者的家庭住戶平均人數分別為3.3人及3.0人。

2.18 In 2006, the top three occupational categories engaged by the working single parents were “Service workers and shop sales workers” (23.6%), “Elementary occupations” (20.4%), and “Clerks” (19.2%). The most commonly engaged occupation for both single fathers and single mothers was “Service workers and shop sales workers”, at 18.0% and 25.5% respectively.

2.19 The median monthly income from all employment of the working single parents was \$9,000 in 2006. This represents an increase of 5.9% over that in 1996, and a decrease of 10.0% when compared with 2001.

2.20 Single fathers generally had a higher median monthly income from all employment than single mothers. In 2006, the median monthly incomes from all employment for single fathers and single mothers were \$10,500 and \$8,500 respectively.

2.21 Among the single parents in 2006, 30,592 were not working. 69.9% of them were home-makers, and the corresponding proportion in 1996 was 65.2%.

2.22 In 2006, the median monthly personal income of non-working single parents was \$5,900, compared with \$5,000 in 1996. Over the past ten years, non-working single mothers had higher median monthly personal income than non-working single fathers.

## Household and Housing Characteristics

2.23 The average domestic household size of single parents dropped from 3.5 to 3.0 over the past decade. In 2006, single fathers generally lived in domestic households with household size larger than single mothers, and their corresponding average domestic household sizes were 3.3 and 3.0 respectively.

2.24 在過去十年，越來越多的單親人士居住在「未擴展的單核心家庭住戶」（即由一個家庭核心而無其他親屬組成的住戶），其所佔比重由一九九六年的 74.7% 上升至二零零六年的 84.8%。與單親爸爸相比，單親媽媽居住在「未擴展的單核心家庭住戶」的比重較高。在二零零六年，單親爸爸及單親媽媽居住在該組別住戶的比例分別為 70.1% 及 88.6%。

2.25 單親人士居住的家庭住戶每月收入中位數由一九九六年的 12,500 元下降至二零零六年的 10,000 元。他們的家庭住戶每月收入中位數在二零零六年相對地較所有家庭住戶每月收入中位數的 17,250 元為低。

2.26 在二零零六年居住於公營租住房屋的單親人士有 51.1%，而同期居住在私人永久性房屋及資助出售房屋的單親人士則分別有 37.2% 及 11.1%。

## 十八歲以下的單親子女

2.27 在二零零六年，每名單親人士平均未成年子女數目為 1.4 名，較一九九六年的 1.5 名為低。

2.28 在二零零六年，超過一半（59.4%）的未成年子女為青少年（年齡由十二至十七歲），約三分之一（32.5%）年齡則介乎六至十一歲之間。而在一九九六年的相應數字則為 59.6% 及 30.8%。

2.29 在二零零六年，共有 92.5% 的單親人士的未成年子女為學生，較一九九六年的 91.2% 為高，反映單親人士子女受教育的機會較之前有所提高。

2.24 Over the past ten years, more single parents lived in households composed of “One unextended nuclear family” (i.e. a household comprising one family nucleus without other related persons). Their share increased from 74.7% in 1996 to 84.8% in 2006. When compared with single fathers, a higher proportion of single mothers lived in “One unextended nuclear family” households. In 2006, such proportions were 70.1% for single fathers and 88.6% for single mothers.

2.25 The median monthly domestic household income for households with single parents dropped from \$12,500 in 1996 to \$10,000 in 2006, which was comparatively lower than the median monthly domestic household income of \$17,250 for all domestic households in 2006.

2.26 The proportion of the single parents living in public rental housing was 51.1% in 2006, whereas the proportions of those living in private permanent housing and subsidized sale flats in the same period were 37.2% and 11.1% respectively.

## Children Aged Under 18 of Single Parents

2.27 In 2006, each single parent had 1.4 dependent children on average, which was lower than that of 1.5 children recorded in 1996.

2.28 In 2006, over half (59.4%) of the dependent children were teenagers (aged between 12 and 17), and about one-third (32.5%) were aged between 6 and 11. The corresponding figures were 59.6% and 30.8% in 1996.

2.29 Among these dependent children of the single parents, 92.5% of them were students in 2006, which was larger than the 91.2% recorded in 1996, reflecting that children in single parent families had greater education opportunities than before.

## 地區特徵

2.30 在過去十年，單親人士的地區分布稍有變動。於一九九六年至二零零六年均是最多單親人士居住在新界<sup>1</sup>，其所佔的單親人士比例更由 50.0% 上升至 56.1%。至於香港島及九龍，其比例分別由十年前的 17.6% 及 32.4% 下降至二零零六年的 13.0% 及 30.9%。

2.31 在二零零六年，首三個居住了最多單親人士的區議會分區分別為元朗 (8 117 人，佔全部單親人士的 11.2%)，其次則為觀塘 (7 694 人或 10.6%) 及葵青 (6 634 人或 9.2%)。而離島區<sup>1</sup>則有最少的單親人士居住 (1 431 人或 2.0%)。

2.32 與單親媽媽同住的平均未成年子女數目較單親爸爸多，分別是 1.4 名及 1.3 名。在十八區中，離島區<sup>1</sup>的單親爸爸的平均未成年子女數目最高，是 1.7 名，而中西區、灣仔、東區、深水埗、九龍城及屯門的單親爸爸的平均未成年子女數目為最低，是 1.2 名。另一方面，離島區<sup>1</sup>的單親媽媽的平均未成年子女數目最高，是 1.6 名，而中西區、油尖旺、九龍城、葵青及荃灣單親媽媽的平均未成年子女數目最低，是 1.3 名。

## Geographical Characteristics

2.30 There was a mild geographical change of single parents during the last ten years, with the proportion of single parents in the New Territories<sup>1</sup> registered the largest share throughout 1996-2006. The proportion of single parents living there rose from 50.0% to 56.1%. For Hong Kong Island and Kowloon, the proportions declined from 17.6% and 32.4% ten years ago to 13.0% and 30.9% in 2006 respectively.

2.31 In 2006, the top three District Council Districts with the largest numbers of single parents residing therein were Yuen Long (8 117 or 11.2%), followed by Kwun Tong (7 694 or 10.6%) and Kwai Tsing (6 634 or 9.2%), whereas the smallest number of single parents resided in Islands<sup>1</sup> (1 431 or 2.0%).

2.32 There was on average more dependent children living with single mothers than single fathers, the average number being 1.4 and 1.3 respectively. Comparing the 18 districts, the largest average number of 1.7 dependent children was recorded for single fathers in Islands<sup>1</sup>, while the smallest average number of 1.2 dependent children was recorded for single fathers in Central and Western, Wan Chai, Eastern, Sham Shui Po, Kowloon City and Tuen Mun districts. On the other hand, the largest average number of dependent children was recorded for single mothers living in Islands<sup>1</sup> (the average number being 1.6), while the smallest average of 1.3 was recorded for single mothers in Central and Western, Yau Tsim Mong, Kowloon City, Kwai Tsing and Tsuen Wan.

<sup>1</sup> 包括住在船艇上的人士。

<sup>1</sup> Include people living on board vessels.

## 單親人士的主要統計數字

### Key Statistics of the Single Parents

	1996		2001		2006	
	單親人士 Single Parents	與十八歲以下 子女同住的 曾經結婚人士 Ever Married Persons Living with Child(ren) Aged Under 18	單親人士 Single Parents	與十八歲以下 子女同住的 曾經結婚人士 Ever Married Persons Living with Child(ren) Aged Under 18	單親人士 Single Parents	與十八歲以下 子女同住的 曾經結婚人士 Ever Married Persons Living with Child(ren) Aged Under 18
<b>人口特徵 Demographic Characteristics</b>						
人口 Population	42 309	1 538 500	58 460	1 583 586	72 326	1 436 381
過去五年的平均每年增長率(百分率) Average annual growth rate over a 5-year period (%)	4.1	0.6	6.7	0.6	4.1	-1.8
單親人士佔與十八歲以下子女同住的曾經結婚人士的比例 (百分比) Proportion of single parents to ever married persons with child(ren) aged under 18 (%)	2.8	..	3.7	..	5.0	..
性別比率(每千名女性的男性人數) Sex ratio (males per 1 000 females)	392	980	297	986	255	942
年齡中位數 Median age	41	39	41	41	42	42
按婚姻狀況劃分的人口比例(百分比) Proportion of population by marital status (%)						
已婚 Now married	..	97.2	..	96.3	..	95.0
喪偶 Widowed	32.8	0.9	24.0	0.9	20.2	1.0
離婚 <sup>(1)</sup> Divorced <sup>(1)</sup>	} 67.2	} 1.8	} 76.0	} 2.8	68.7	3.5
分居 <sup>(1)</sup> Separated <sup>(1)</sup>					11.1	0.6
<b>教育 Education</b>						
按教育程度劃分的人口比例(百分比) Proportion of population by educational attainment (%)						
未受教育/學前教育 No schooling/Pre-primary	5.7	3.5	3.4	2.7	2.8	2.0
小學 Primary	34.5	27.3	26.9	22.6	21.4	16.5
初中 Lower secondary	27.0	26.1	29.1	26.4	31.7	26.1
高中 Upper secondary	21.7	27.3	26.8	28.0	29.2	30.3
預科 <sup>(2)</sup> Sixth Form <sup>(2)</sup>	3.8	4.9	6.5	7.2	4.6	5.4
專上教育 Post-secondary	7.2	11.0	7.2	13.1	10.3	19.7
<b>勞動人口 Labour Force</b>						
勞動人口參與率(百分比) Labour force participation rate (%)						
男性 Male	89.0	96.0	78.2	93.0	78.4	91.0
女性 Female	65.6	48.1	59.3	51.9	61.4	56.5
合計 Both sexes	72.2	71.8	63.7	72.3	64.9	73.3
工作人口數目 Number of working population						
男性 Male	9 958	711 451	9 510	697 776	10 349	599 873
女性 Female	18 228	367 999	23 793	405 374	31 385	397 948
合計 Both sexes	28 186	1 079 450	33 303	1 103 150	41 734	997 821

## 單親人士的主要統計數字 (續) Key Statistics of the Single Parents (Cont'd.)

	1996		2001		2006	
	單親人士 Single Parents	與十八歲以下 子女同住的 曾經結婚人士 Ever Married Persons Living with Child(ren) Aged Under 18	單親人士 Single Parents	與十八歲以下 子女同住的 曾經結婚人士 Ever Married Persons Living with Child(ren) Aged Under 18	單親人士 Single Parents	與十八歲以下 子女同住的 曾經結婚人士 Ever Married Persons Living with Child(ren) Aged Under 18
<b>勞動人口 (續) Labour Force (Cont'd.)</b>						
每月所有職業收入中位數 (港元) Median monthly income from all employment (HK\$)						
男性 Male	10,000	12,000	12,000	14,000	10,500	13,000
女性 Female	8,000	8,000	9,150	9,780	8,500	10,000
合計 Both sexes	8,500	10,000	10,000	12,000	9,000	12,000
<b>住戶及房屋特徵 Household and Housing Characteristics</b>						
家庭住戶平均人數 Average domestic household size	3.5	4.3	3.3	4.3	3.0	4.1
按房屋類型劃分的人口比例 (百分比) Proportion of population by type of housing (%)						
公營租住房屋 Public rental housing	50.4	36.8	45.3	29.6	51.1	30.4
資助出售單位 <sup>(3)</sup> Subsidized sale flats <sup>(3)</sup>	8.4	13.7	11.8	19.1	11.1	17.8
私人永久性房屋 <sup>(3)</sup> Private permanent housing <sup>(3)</sup>	38.9	47.1	41.6	50.2	37.2	51.1
臨時房屋 <sup>(4)</sup> Temporary housing <sup>(4)</sup>	2.0	2.2	1.2	1.1	0.6	0.7
非住宅用房屋 Non-domestic housing	0.2	0.2	0.1	0.1	0.0	0.1
<b>十八歲以下的單親子女 Children Aged Under 18 of Single Parents</b>						
單親人士的未成年子女數目 Number of dependent children of single parents	62 050	1 354 067	81 644	1 325 070	99 990	1 165 269
<b>地區特徵 Geographical Characteristics</b>						
按地區劃分的人口數目 (佔總人口的百分比) Population by area (% of total population)						
香港島 Hong Kong Island	7 439 (17.6)	300 554 (19.5)	9 264 (15.8)	290 284 (18.3)	9 432 (13.0)	244 020 (17.0)
九龍 Kowloon	13 712 (32.4)	424 425 (27.6)	17 941 (30.7)	428 574 (27.1)	22 329 (30.9)	388 461 (27.0)
新界 <sup>(3)</sup> New Territories <sup>(3)</sup>	21 158 (50.0)	813 521 (52.9)	31 255 (53.5)	864 728 (54.6)	40 565 (56.1)	803 900 (56.0)

註釋：(1) 在一九九六年中期人口統計及二零零一年人口普查時，沒有「離婚」及「分居」的獨立統計數字。  
(2) 這些數字包括於一九九六年中期人口統計同等教育程度 (最高就讀程度) 的「技術員」(其他專上教育以外的進修課程) 及於二零零一年人口普查的「專業教育學院/前理工學院證書/文憑課程」。  
(3) 「資助出售單位」包括房屋委員會出售單位及房屋協會出售單位。在一九九六年中期人口統計時，房屋委員會出售單位包括可在公開市場買賣單位。這些單位在二零零一年人口普查時包括在「私人永久性房屋」。在一九九六年中期人口統計時，房屋協會資助出售單位包括可在公開市場買賣的單位。這些單位在二零零一年人口普查時包括在「私人永久性房屋」內。  
(4) 這些數字包括住在船艇上的人士。

Notes: (1) Separate figures were not available for "Divorced" and "Separated" in the 1996 Population By-census and the 2001 Population Census.  
(2) The figures include the equivalent educational attainment (highest level attended) of "Technician level (other further non-advance education)" in the 1996 Population By-census and "Diploma/certificate courses in Institute of Vocational Education / former polytechnics" in the 2001 Population Census.  
(3) "Subsidized sale flats" include Housing Authority subsidized sale flats and Housing Society sale flats. Housing Authority subsidized sale flats included flats that can be traded in open market in the 1996 Population By-census. These flats are classified under "Private permanent housing" in the 2001 Population Census. In the 1996 Population By-census, Housing Society subsidized sale flats included flats that can be traded in open market. These flats are classified under "Private permanent housing" in the 2001 Population Census.  
(4) The figures include persons living on board vessels.

### 3. 人口特徵

### 3. Demographic Characteristics

#### 數目及增長

3.1 單親人士數目在過去十年持續上升，由一九九六年的 42 309 人增加至二零零一年的 58 460 人，再上升至二零零六年的 72 326 人。單親人士在過去十年的平均每年增長率為 5.3%，而同期與十八歲以下子女同住的曾經結婚人士數目則錄得平均每年 0.7% 的跌幅。單親人士數目的增長較快可能是由於離婚率在同期間上升。（圖 3.1）

3.2 按單親人士數目佔與十八歲以下子女同住的曾經結婚人士的比例而言，有關比例由一九九六年的 2.8% 逐漸上升至二零零一年的 3.7%，再上升至二零零六年的 5.0%。（圖 3.1）

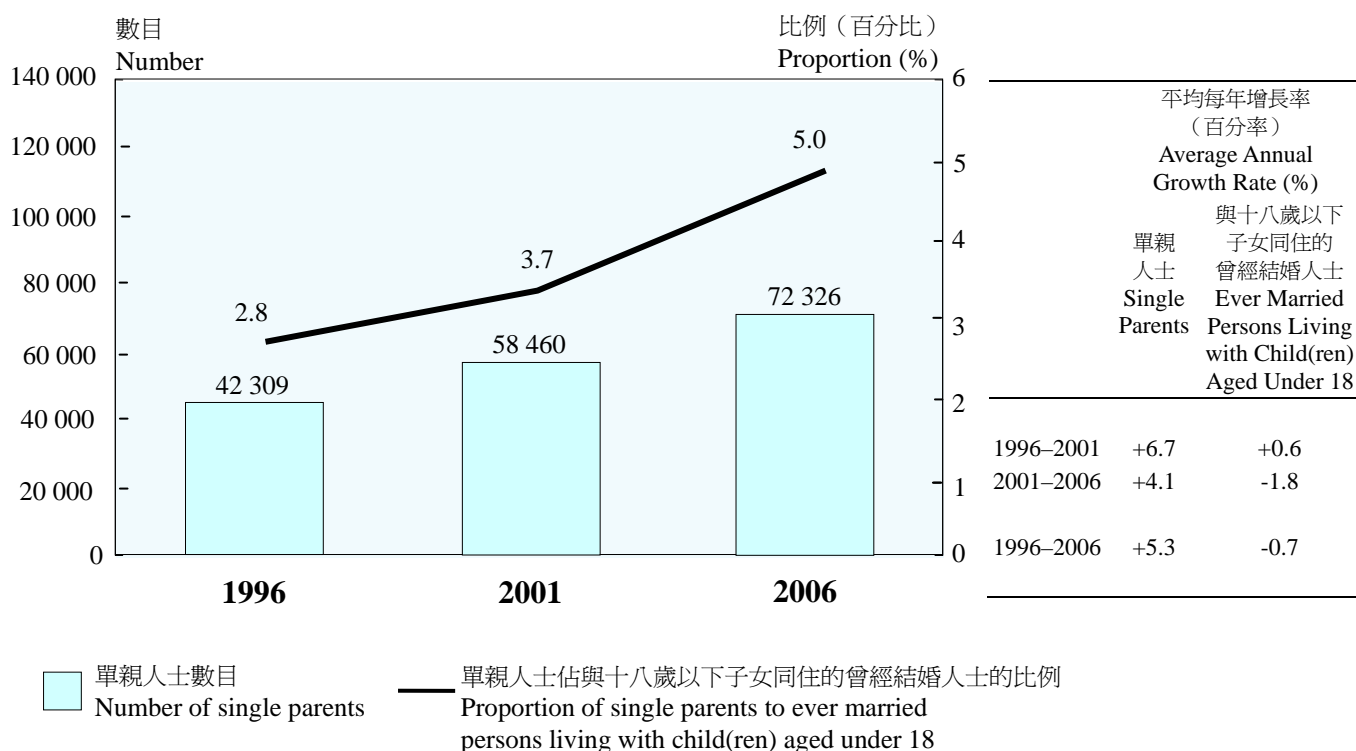
#### Size and Growth

3.1 Continual rise in the number of single parents was recorded during the past decade, from 42 309 in 1996 to 58 460 in 2001, and then further to 72 326 in 2006. The average annual growth rate of single parents over the past decade was 5.3%, while the number of ever married persons living with child(ren) aged under 18 recorded a 0.7% decrease per annum on average. The faster growth in number of single parents may be attributable to the increase in divorce rate during the period. (Chart 3.1)

3.2 In terms of the number of single parents to ever married persons living with child(ren) aged under 18, the proportion increased gradually from 2.8% in 1996 to 3.7% in 2001, and then to 5.0% in 2006. (Chart 3.1)

圖 3.1 一九九六年、二零零一年及二零零六年單親人士的數目及佔與十八歲以下子女同住的曾經結婚人士的比例

Chart 3.1 Number of Single Parents and Proportion to Ever Married Persons Living with Child(ren) Aged Under 18, 1996, 2001 and 2006



## 年齡及性別結構

3.3 在二零零六年，大部分單親人士的年齡介乎三十至四十九歲（82.1%），這比例與一九九六年的 83.9% 和二零零一年的 84.7% 相若。在過去十年，單親人士的年齡中位數由 41 歲升至 42 歲。（表 3.1 及圖 3.2）

3.4 按性別分析，年齡在五十歲及以上的單親媽媽比例由一九九六年 8.6% 輕微上升至二零零六年的 12.0%。而同年齡組別的單親爸爸亦由 20.3% 上升至 26.3%。在二零零六年，84.9% 的單親媽媽年齡介乎三十至四十九歲，而在該年齡組別的單親爸爸則為 71.0%。（表 3.1）

3.5 一般而言，單親爸爸較單親媽媽年長。在二零零六年，單親爸爸的年齡中位數是 45 歲，單親媽媽則是 42 歲。而與十八歲以下子女同住的曾經結婚男性及女性的相應數字則分別為 45 歲及 41 歲。（表 3.1 及圖 3.2）

3.6 在過去十年，單親媽媽的數目遠多於單親爸爸，而這差別更在擴大。單親爸爸的數目由一九九六年的 11 907 人增加至二零零六年的 14 173 人，升幅溫和。而單親媽媽的數目卻由一九九六年的 30 402 人增至二零零六年的 57 613 人，升幅接近一倍。（表 3.1）

3.7 相應地，單親人士的性別比率（即每千名單親媽媽相對的單親爸爸數目）由一九九六年的 392 下降至二零零六年的 255。由於子女普遍地跟隨已與丈夫分開的母親同住，尤以年紀小的兒童，故此大部分單親人士都是女性這個現象不足為奇。（表 3.1）

## Age and Sex Structure

3.3 In 2006, majority of the single parents were aged 30-49 (82.1%). This proportion is similar to the corresponding 83.9% in 1996 and 84.7% in 2001. In the past ten years, the median age of single parents increased from 41 to 42. (Table 3.1 and Chart 3.2)

3.4 Analysed by sex, the proportion of single mothers aged 50 and over increased slightly from 8.6% in 1996 to 12.0% in 2006. The proportion of their male counterparts also increased from 20.3% to 26.3%. In 2006, 84.9% of the single mothers were aged between 30 and 49 while 71.0% of single fathers were in this age group. (Table 3.1)

3.5 Generally speaking, single fathers were older than single mothers. In 2006, the median age of single fathers was 45, compared with 42 of single mothers. The corresponding figures for ever married males and females living with child(ren) aged under 18 were 45 and 41 respectively. (Table 3.1 and Chart 3.2)

3.6 Single mothers far outnumbered single fathers throughout the past ten years and the difference had been enlarging. The number of single fathers increased moderately from 11 907 in 1996 to 14 173 in 2006, whereas single mothers grew by nearly one-fold from 30 402 in 1996 to 57 613 in 2006. (Table 3.1)

3.7 Concurrently, the sex ratio of single parents (i.e. the number of single fathers per 1 000 single mothers) dropped from 392 in 1996 to 255 in 2006. It is not surprising to observe that the majority of single parents were women because children were more likely to live with their mothers after separation from husband, especially when the children are very young. (Table 3.1)

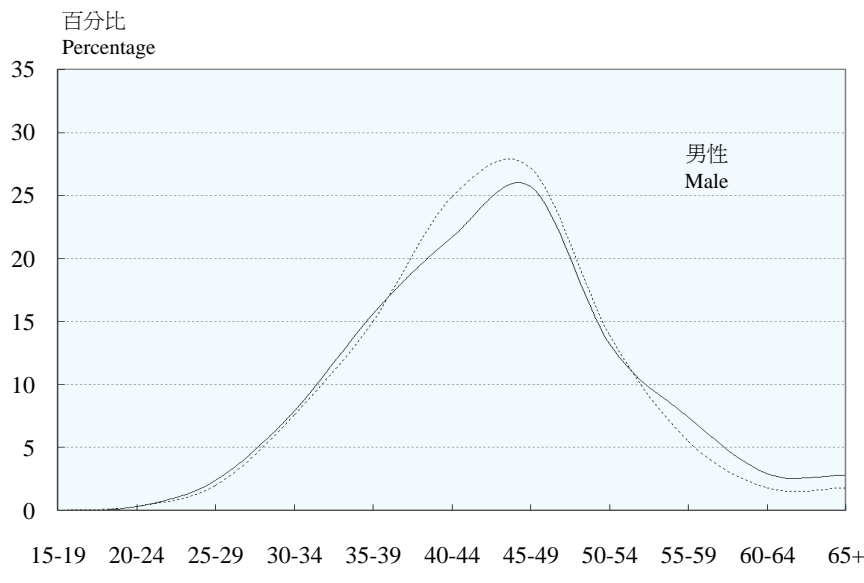
**表 3.1 一九九六年、二零零一年及二零零六年按性別及年齡組別劃分的單親人士數目**  
**Table 3.1 Single Parents by Sex and Age Group, 1996, 2001 and 2006**

性別 Sex	年齡組別 Age Group	1996		2001		2006	
		數目 Number	百分比 %	數目 Number	百分比 %	數目 Number	百分比 %
<b>男性</b> Male							
	15 – 29	477	4.0	692	5.2	389	2.6
	30 – 39	3 775	31.7	3 741	27.9	3 468	23.6
	40 – 49	5 235	44.0	6 072	45.4	6 984	47.5
	50 – 59	1 775	14.9	2 127	15.9	3 030	20.6
	60+	645	5.4	756	5.6	842	5.7
	小計 Sub-total	11 907	100.0	13 388	100.0	14 713	100.0
<b>女性</b> Female							
	15 – 29	1 283	4.2	1 879	4.2	1 769	3.1
	30 – 39	12 386	40.7	17 042	37.8	17 700	30.7
	40 – 49	14 109	46.4	22 642	50.2	31 210	54.2
	50 – 59	2 277	7.5	3 310	7.3	6 521	11.3
	60+	347	1.1	199	0.4	413	0.7
	小計 Sub-total	30 402	100.0	45 072	100.0	57 613	100.0
<b>合計</b> Both sexes							
	15 – 29	1 760	4.2	2 571	4.4	2 158	3.0
	30 – 39	16 161	38.2	20 783	35.6	21 168	29.3
	40 – 49	19 344	45.7	28 714	49.1	38 194	52.8
	50 – 59	4 052	9.6	5 437	9.3	9 551	13.2
	60+	992	2.3	955	1.6	1 255	1.7
	總計 Total	42 309	100.0	58 460	100.0	72 326	100.0
年齡中位數 Median Age							
男性 Male		42		43		45	
女性 Female		40		41		42	
合計 Both sexes		41		41		42	
性別比率 <sup>(1)</sup> Sex Ratio <sup>(1)</sup>							
		392		297		255	

註釋：(1) 每千名單親媽媽相對的單親爸爸數目。

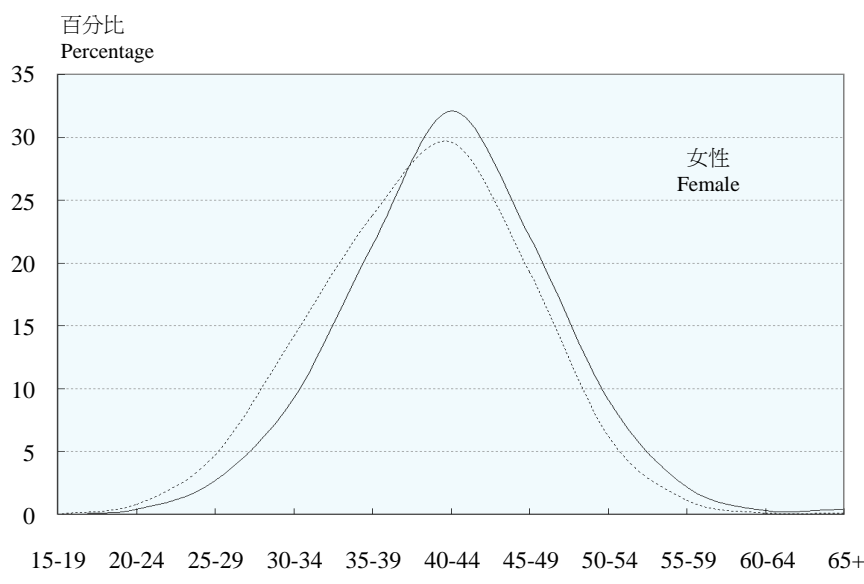
Note: (1) The number of single fathers per 1 000 single mothers.

**圖 3.2 二零零六年按性別及年齡組別劃分的單親人士百分比分布**  
**Chart 3.2 Percentage Distribution of Single Parents by Sex and Age Group, 2006**



男性 Male	年齡中位數 Median Age
單親人士 Single Parents	45
與十八歲以下子女 同住的曾經結婚人士 Ever Married Persons Living with Child(ren) Aged Under 18	45

年齡組別  
Age group



女性 Female	年齡中位數 Median Age
單親人士 Single Parents	42
與十八歲以下子女 同住的曾經結婚人士 Ever Married Persons Living with Child(ren) Aged Under 18	41

年齡組別  
Age group

—— 單親人士  
Single parents

----- 與十八歲以下子女同住的曾經結婚人士  
Ever married persons living with child(ren) aged under 18

## 婚姻狀況

3.8 在過去十年，已離婚或分居的單親人士數目和比例均急升。他們的數目由一九九六年的 28 443 人上升至二零零六年的 57 712 人，而已離婚或分居的單親人士佔所有單親人士的比例亦由 67.2% 上升至 79.8%。儘管喪偶的單親人士數目在同期亦由 13 866 人輕微上升至 14 614 人，但其比例卻由 32.8% 減少至 20.2%。這現象與近年離婚率上升有着密切的關係。（表 3.2）

3.9 按性別分析，可注意到已離婚或分居的單親媽媽數目由一九九六年的 19 282 人增加超過一倍至二零零六年的 45 400 人。同時，離婚或分居的單親爸爸數目在同期間錄得 34.4% 增幅，由 9 161 人上升至 12 312 人。（表 3.2）

## Marital Status

3.8 In the past ten years, single parents who were divorced or separated increased sharply both in terms of number and proportion. While the number of single parents increased from 28 443 in 1996 to 57 712 in 2006, the proportion of single parents who were divorced or separated among all single parents rose from 67.2% to 79.8%. Though the number of single parents who were widowed slightly increased from 13 866 to 14 614 over the same period, its proportion dropped from 32.8% to 20.2%. This observation is closely related to the increase in the divorce rate in recent years. (Table 3.2)

3.9 When analysed by sex, it is noted that the number of single mothers who were divorced or separated increased by more than one-fold from 19 282 in 1996 to 45 400 in 2006. Meanwhile, the number of single fathers who were divorced or separated recorded a 34.4% increase from 9 161 to 12 312 over the same period. (Table 3.2)

表 3.2 一九九六年、二零零一年及二零零六年按性別及婚姻狀況劃分的單親人士數目  
Table 3.2 Single Parents by Sex and Marital Status, 1996, 2001 and 2006

性別 Sex	婚姻狀況 Marital Status	1996		2001		2006	
		數目 Number	百分比 %	數目 Number	百分比 %	數目 Number	百分比 %
男性 Male	喪偶 Widowed	2 746	23.1	2 518	18.8	2 401	16.3
	離婚 <sup>(1)</sup> Divorced <sup>(1)</sup>	} 9 161	76.9	} 10 870	81.2	10 288	69.9
	分居 <sup>(1)</sup> Separated <sup>(1)</sup>					2 024	13.8
	小計 Sub-total	11 907	100.0	13 388	100.0	14 713	100.0
	女性 Female	喪偶 Widowed	11 120	36.6	11 518	25.6	12 213
離婚 <sup>(1)</sup> Divorced <sup>(1)</sup>		} 19 282	63.4	} 33 554	74.4	39 414	68.4
分居 <sup>(1)</sup> Separated <sup>(1)</sup>						5 986	10.4
小計 Sub-total		30 402	100.0	45 072	100.0	57 613	100.0
合計 Both sexes		喪偶 Widowed	13 866	32.8	14 036	24.0	14 614
	離婚 <sup>(1)</sup> Divorced <sup>(1)</sup>	} 28 443	67.2	} 44 424	76.0	49 702	68.7
	分居 <sup>(1)</sup> Separated <sup>(1)</sup>					8 010	11.1
	總計 Total	42 309	100.0	58 460	100.0	72 326	100.0

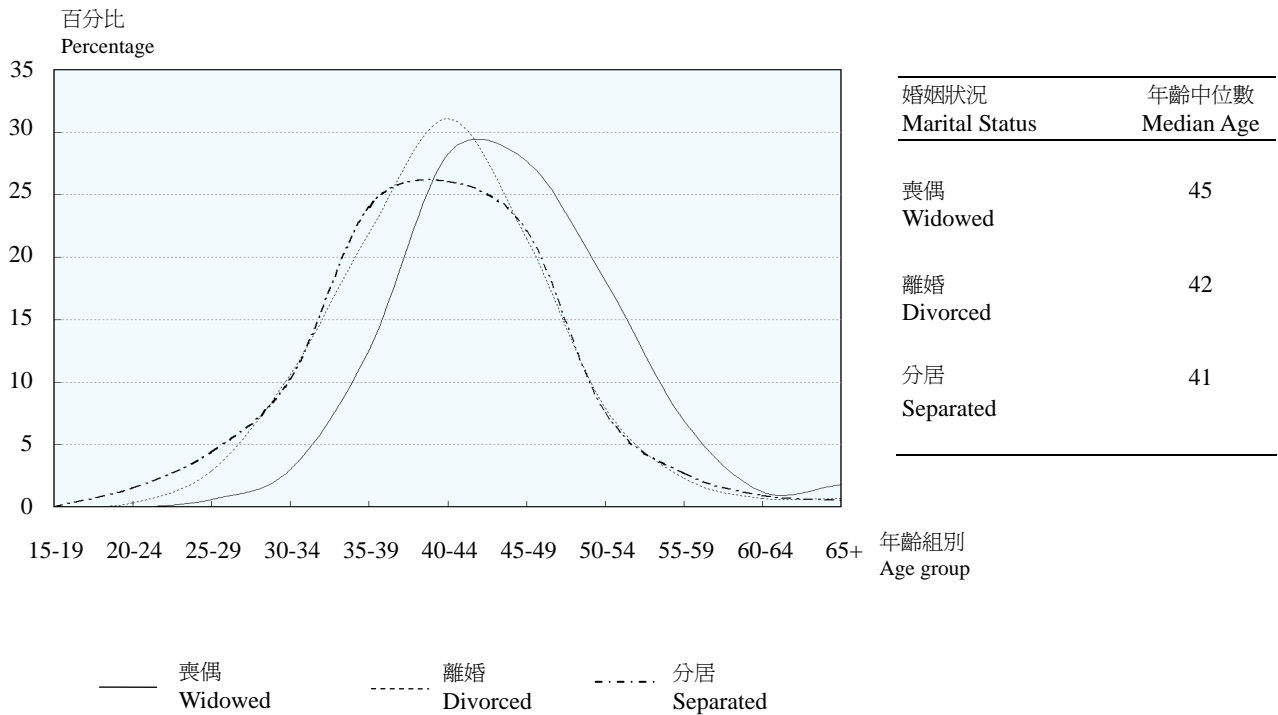
註釋：(1) 在一九九六年中期人口統計及二零零一年人口普查時，沒有「離婚」及「分居」的獨立統計數字。

Note: (1) Separate figures were not available for “Divorced” and “Separated” in the 1996 Population By-census and the 2001 Population Census.

3.10 在二零零六年已離婚或分居的單親人士的年齡分布與喪偶的單親人士的有明顯差異。前兩者顯示較年輕的年齡中位分布，分別為 42 歲及 41 歲，後者則傾向集中於較年長的年齡組別，其年齡中位數為 45 歲。（圖 3.3）

3.10 The age profile of single parents who were divorced or separated in 2006 was distinctly different from that of single parents who were widowed. The former two groups both exhibited a younger median age profile at 42 and 41 respectively, whilst the latter tended to concentrate at older age groups, with a median age of 45. (Chart 3.3)

**圖 3.3 二零零六年按婚姻狀況及年齡組別劃分的單親人士百分比分布**  
**Chart 3.3 Percentage Distribution of Single Parents by Marital Status and Age Group, 2006**



**出生地點及在港居住年期**

3.11 在二零零六年，逾五成（53.6%）的單親人士於香港出生，但比一九九六年的相應比例 56.9% 為少。在中國（香港除外）出生的單親人士的比例由一九九六年的 37.4% 增加至二零零一年的 39.4%，及二零零六年的 43.1%。他們的數目由一九九六年的 15 810 人上升至二零零六年的 31 186 人。（表 3.3）

3.12 在中國（香港除外）出生的單親人士中，男性和女性數目的變化趨勢在過去十年有所不同。男性由一九九六年的 4 831 人輕微增加至二零零六年的 4 992 人，而女性則由 10 979 人大幅飆升至 26 194 人。（表 3.3）

**Place of Birth and Duration of Residence in Hong Kong**

3.11 In 2006, over half (53.6%) of the single parents were born in Hong Kong, but less than the 56.9% in 1996. The proportion of single parents born in China (other than Hong Kong) increased from 37.4% in 1996 to 39.4% in 2001 and further to 43.1% in 2006. Their number went up from 15 810 in 1996 to 31 186 in 2006. (Table 3.3)

3.12 Among single parents born in China (other than Hong Kong), different trends have been observed for the numbers of males and females during 1996 to 2006. While single fathers born in China (other than Hong Kong) edged up from 4 831 in 1996 to 4 992 in 2006, their female counterparts grew significantly from 10 979 to 26 194. (Table 3.3)

**表 3.3 一九九六年、二零零一年及二零零六年按性別及出生地點劃分的單親人士數目**  
**Table 3.3 Single Parents by Sex and Place of Birth, 1996, 2001 and 2006**

性別 Sex	出生地點 Place of Birth	1996		2001		2006	
		數目 Number	百分比 %	數目 Number	百分比 %	數目 Number	百分比 %
男性 Male	香港 Hong Kong	6 519	54.7	8 255	61.7	9 368	63.7
	中國（香港除外） China (other than Hong Kong)	4 831	40.6	4 639	34.7	4 992	33.9
	其他地方 Elsewhere	557	4.7	494	3.7	353	2.4
	小計 Sub-total	11 907	100.0	13 388	100.0	14 713	100.0
女性 Female	香港 Hong Kong	17 549	57.7	24 375	54.1	29 379	51.0
	中國（香港除外） China (other than Hong Kong)	10 979	36.1	18 389	40.8	26 194	45.5
	其他地方 Elsewhere	1 874	6.2	2 308	5.1	2 040	3.5
	小計 Sub-total	30 402	100.0	45 072	100.0	57 613	100.0
合計 Both sexes	香港 Hong Kong	24 068	56.9	32 630	55.8	38 747	53.6
	中國（香港除外） China (other than Hong Kong)	15 810	37.4	23 028	39.4	31 186	43.1
	其他地方 Elsewhere	2 431	5.7	2 802	4.8	2 393	3.3
	總計 Total	42 309	100.0	58 460	100.0	72 326	100.0

3.13 在二零零六年，大部分的單親人士已在香港居住七年或以上。然而，他們所佔的比例由一九九六年的 95.2% 減少至二零零六年的 91.7%。進一步可留意到在港居住未滿七年的單親媽媽所佔比重由一九九六年的 5.4% 大幅上升至二零零六年的 10.2%，這可能與過去十年大量女性單程通行證持有人來港有關。而單親爸爸在一九九六年和二零零六年的相應數字則分別為 3.2% 及 1.2%。（表 3.4）

3.13 In 2006, most of the single parents had resided in Hong Kong for seven years or more. Nevertheless, the proportion decreased from 95.2% in 1996 to 91.7% in 2006. It is further noted that the proportion of single mothers having resided in Hong Kong for less than 7 years increased sharply from 5.4% in 1996 to 10.2% in 2006, probably because of the influx of a large number of female One-way Permit holders from the Mainland over the past 10 years. The corresponding figures for single fathers in 1996 and 2006 were 3.2% and 1.2% respectively. (Table 3.4)

**表 3.4 一九九六年、二零零一年及二零零六年按性別及在港居住年期劃分的單親人士數目**  
**Table 3.4 Single Parents by Sex and Duration of Residence in Hong Kong, 1996, 2001 and 2006**

性別 Sex	在港居住年期 (年) Duration of Residence in Hong Kong (Year)	1996		2001		2006	
		數目 Number	百分比 %	數目 Number	百分比 %	數目 Number	百分比 %
男性 Male							
	< 7	386	3.2	277	2.1	178	1.2
	7 – 14	372	3.1	306	2.3	396	2.7
	15+	11 149	93.6	12 805	95.6	14 139	96.1
	小計 Sub-total	11 907	100.0	13 388	100.0	14 713	100.0
女性 Female							
	< 7	1 640	5.4	4 660	10.3	5 857	10.2
	7 – 14	2 947	9.7	5 448	12.1	9 389	16.3
	15+	25 815	84.9	34 964	77.6	42 367	73.5
	小計 Sub-total	30 402	100.0	45 072	100.0	57 613	100.0
合計 Both sexes							
	< 7	2 026	4.8	4 937	8.4	6 035	8.3
	7 – 14	3 319	7.8	5 754	9.8	9 785	13.5
	15+	36 964	87.4	47 769	81.7	56 506	78.1
	總計 Total	42 309	100.0	58 460	100.0	72 326	100.0



## 4. 教育

### 教育程度

4.1 隨着教育機會增加，單親人士的教育程度亦大有改善。於一九九六年至二零零六年期間，未受教育或只會受學前教育的單親人士比例由 5.7% 下降至 2.8%；而曾受中學或更高教育的比例顯著增加，由 59.7% 上升至 75.8%。（表 4.1）

4.2 雖然單親爸爸的教育程度仍較單親媽媽的為高，他們的差距於過去十年間已經收窄。於一九九六年，曾受中學或以上教育的單親爸爸及單親媽媽的比例分別達 64.1% 及 58.0%。於二零零六年，相應的數字則為 76.8% 及 75.6%。（表 4.1）

## 4. Education

### Educational Attainment

4.1 With greater opportunities for education, the level of educational attainment of single parents also improved substantially. The proportion of single parents with no schooling or only pre-primary education dropped from 5.7% in 1996 to 2.8% in 2006, while that with secondary or higher education went up significantly from 59.7% to 75.8%. (Table 4.1)

4.2 Although single fathers were still better educated than single mothers, the gap had narrowed considerably over the past ten years. In 1996, 64.1% of single fathers and 58.0% of single mothers had attained secondary or higher education. In 2006, the corresponding figures were 76.8% and 75.6%. (Table 4.1)

**表 4.1 一九九六年、二零零一年及二零零六年按性別及教育程度（最高就讀程度）劃分的單親人士數目**  
**Table 4.1 Single Parents by Sex and Educational Attainment (Highest Level Attended), 1996, 2001 and 2006**

性別 Sex	教育程度（最高就讀程度） Educational Attainment (Highest Level Attended)	1996		2001		2006		
		數目 Number	百分比 %	數目 Number	百分比 %	數目 Number	百分比 %	
男性 Male	未受教育／學前教育 No schooling / Pre-primary	468	3.9	299	2.2	362	2.5	
	小學 Primary	3 810	32.0	3 444	25.7	3 054	20.8	
	初中 Lower secondary	3 516	29.5	4 494	33.6	5 008	34.0	
	高中 Upper secondary	2 537	21.3	3 254	24.3	3 844	26.1	
	預科 <sup>(1)</sup> Sixth Form <sup>(1)</sup>	406	3.4	835	6.2	501	3.4	
	專上教育 <sup>(2)</sup> Post-secondary <sup>(2)</sup>	1 170	9.8	1 062	7.9	1 944	13.2	
	小計 Sub-total	11 907	100.0	13 388	100.0	14 713	100.0	
	女性 Female	未受教育／學前教育 No schooling / Pre-primary	1 961	6.5	1 706	3.8	1 643	2.9
		小學 Primary	10 794	35.5	12 282	27.2	12 437	21.6
初中 Lower secondary		7 914	26.0	12 512	27.8	17 901	31.1	
高中 Upper secondary		6 663	21.9	12 425	27.6	17 270	30.0	
預科 <sup>(1)</sup> Sixth Form <sup>(1)</sup>		1 190	3.9	2 993	6.6	2 856	5.0	
專上教育 <sup>(2)</sup> Post-secondary <sup>(2)</sup>		1 880	6.2	3 154	7.0	5 506	9.6	
小計 Sub-total		30 402	100.0	45 072	100.0	57 613	100.0	
合計 Both sexes		未受教育／學前教育 No schooling / Pre-primary	2 429	5.7	2 005	3.4	2 005	2.8
		小學 Primary	14 604	34.5	15 726	26.9	15 491	21.4
	初中 Lower secondary	11 430	27.0	17 006	29.1	22 909	31.7	
	高中 Upper secondary	9 200	21.7	15 679	26.8	21 114	29.2	
	預科 <sup>(1)</sup> Sixth Form <sup>(1)</sup>	1 596	3.8	3 828	6.5	3 357	4.6	
	專上教育 <sup>(2)</sup> Post-secondary <sup>(2)</sup>	3 050	7.2	4 216	7.2	7 450	10.3	
	總計 Total	42 309	100.0	58 460	100.0	72 326	100.0	

註釋：(1) 這些數字包括於一九九六年中期人口統計同等教育程度（最高就讀程度）的「技術員」（其他專上教育以外的進修課程）及於二零零一年人口普查的「專業教育學院」／前理工學院／商科學校／職業訓練局的證書／文憑課程」。

(2) 在一九九六年中期人統計及二零零一年人口普查時，這些數字包括所有最高就讀教育程度為各類證書／文憑／副學士／院士銜或同等課程（註釋 1 所列明的課程除外）的人士。

Notes: (1) The figures include the equivalent educational attainment (highest level attended) of “Technician level (other further non-advance education)” in the 1996 Population By-census and “Diploma / Certificate courses in Institute of Vocational Education / former Polytechnics / commercial schools / industrial training centres of Vocational Training Council” in the 2001 Population Census.

(2) The figures include all persons with the educational attainment (highest level attended) at different types of diploma / certificate courses, associateship courses or equivalent courses (except those courses specified in Note 1) in the 1996 Population By-census and 2001 Population Census.

4.3 單親人士的教育程度一般較與十八歲以下子女同住的曾經結婚人士為低。在二零零六年，曾受專上教育的單親人士比例僅為 10.3%，而與十八歲以下子女同住的曾經結婚人士的相應比例則達 19.7%。（表 4.2）

4.4 按單親人士的婚姻狀況進一步分析，可留意到喪偶的單親人士的教育程度與離婚、分居的單親人士有明顯差異。喪偶的單親人士中，曾就讀高中及預科課程者佔 24.6%，而離婚及分居的單親人士的相應比例則分別為 35.7%及 39.1%。達至專上教育程度的亦分別有 9.2%、10.1%及 13.5%。（表 4.2）

4.3 In general, single parents were less educated when compared with ever married persons living with child(ren) aged under 18. In 2006, only 10.3% of single parents had attained post-secondary education while the corresponding proportion for ever married persons living with child(ren) aged under 18 was 19.7%. (Table 4.2)

4.4 Further analysed by the marital status of single parents, it is noted that there was apparent difference in the educational attainment of single parents who were widowed and single parents who were divorced or separated. About 24.6% of the single parents who were widowed had attended upper secondary and sixth form education, whilst the corresponding proportion for the single parents who were divorced and separated were 35.7% and 39.1% respectively. The proportions with post-secondary education were 9.2%, 10.1% and 13.5% respectively. (Table 4.2)

**表 4.2 二零零六年按教育程度（最高就讀程度）及婚姻狀況劃分的單親人士數目**  
**Table 4.2 Single Parents by Educational Attainment (Highest Level Attended) and Marital Status, 2006**

教育程度（最高就讀程度） Educational Attainment (Highest Level Attended)	單親人士的婚姻狀況 Marital Status of Single Parents								與十八歲以下 子女同住的曾經 結婚人士 Ever Married Persons Living with Child(ren) Aged Under 18	
	喪偶 Widowed		離婚 Divorced		分居 Separated		總計 Total			
	數目 Number	百分比 %	數目 Number	百分比 %	數目 Number	百分比 %	數目 Number	百分比 %	數目 Number	百分比 %
小學及以下 Primary and below	5 743	39.3	10 372	20.9	1 381	17.2	17 496	24.2	266 624	18.6
初中 Lower secondary	3 943	27.0	16 554	33.3	2 412	30.1	22 909	31.7	375 163	26.1
高中／預科 Upper secondary/Sixth Form	3 589	24.6	17 749	35.7	3 133	39.1	24 471	33.8	511 833	35.6
專上教育 Post-secondary	1 339	9.2	5 027	10.1	1 084	13.5	7 450	10.3	282 761	19.7
總計 Total	14 614	100.0	49 702	100.0	8 010	100.0	72 326	100.0	1 436 381	100.0

4.5 上述所得的現象不難理解。一方面，喪偶的單親人士是由於其配偶逝世而產生的，他／她們一般年紀較大及以女性為多。這些人士在年輕時受教育的機會較少，故此其教育程度亦較低。另一方面，離婚或分居的單親人士的成因是已婚夫婦終結其婚姻關係，他／她們較多是中年人士，而教育程度亦普遍較高。

4.5 The above observation is not difficult to understand. On the one hand, the death of the spouse led to the formation of widowed single parents; of whom were in general of older ages and were more likely females. Since they had fewer education opportunities when they were young, their educational attainment were lower. On the other hand, divorced or separated single parents resulted from the ending of marital relationship between married couples. More of them were middle-aged persons with generally higher educational attainment.

## 5. 勞動人口

### 勞動人口參與率

5.1 單親人士的勞動人口參與率由一九九六年的 72.2% 下跌至二零零一年的 63.7%，其後輕微上升至二零零六年的 64.9%。與此相反，與十八歲以下子女同住的曾經結婚人士的相應數字卻由一九九六年的 71.8% 輕微上升至二零零六年的 73.3%，這主要歸因於女性的勞動人口參與率在過去十年的上升。（表 5.1）

5.2 儘管單親爸爸的勞動人口參與率較單親媽媽高十七個百分點，他們在過去十年均有着相似的趨勢。（表 5.1）

5.3 值得注意的是單親爸爸的勞動人口參與率較與十八歲以下子女同住的曾經結婚男性為低。然而單親媽媽的勞動人口參與率則較與十八歲以下子女同住的曾經結婚女性為高。（表 5.1）

## 5. Labour Force

### Labour Force Participation Rate

5.1 The labour force participation rate of single parents dropped from 72.2% in 1996 to 63.7% in 2001, and then increased slightly to 64.9% in 2006. The corresponding figures for ever married persons living with child(ren) aged under 18, by contrast, increased slightly from 71.8% in 1996 to 73.3% in 2006, which was mainly attributable to the rise in labour force participation rate of females during the past decade. (Table 5.1)

5.2 Similar trends are observed for both single fathers and mothers over the period although the labour force participation rate of single fathers was higher than that of single mothers by 17 percentage points. (Table 5.1)

5.3 It is worth noting that single fathers had lower labour force participation rate than ever married males living with child(ren) aged under 18. However, single mothers had higher labour force participation rate than ever married females living with child(ren) aged under 18. (Table 5.1)

**表 5.1 一九九六年、二零零一年及二零零六年按性別劃分的單親人士勞動人口參與率**  
**Table 5.1 Labour Force Participation Rates of Single Parents by Sex, 1996, 2001 and 2006**

性別 Sex	勞動人口參與率（百分比） Labour Force Participation Rates (%)					
	1996		2001		2006	
	單親人士 Single Parents	與十八歲以下 子女同住的 曾經結婚人士 Ever Married Persons Living with Child(ren) Aged Under 18	單親人士 Single Parents	與十八歲以下 子女同住的 曾經結婚人士 Ever Married Persons Living with Child(ren) Aged Under 18	單親人士 Single Parents	與十八歲以下 子女同住的 曾經結婚人士 Ever Married Persons Living with Child(ren) Aged Under 18
男性 Male	89.0	96.0	78.2	93.0	78.4	91.0
女性 Female	65.6	48.1	59.3	51.9	61.4	56.5
合計 Both sexes	72.2	71.8	63.7	72.3	64.9	73.3

## 單親工作人士

### 經濟活動身分

5.4 在二零零六年，全港共有 41 734 位單親工作人士，較十年前上升 48.1%。按性別分析，在職單親爸爸的數目在過去十年上升 3.9%，由 9 958 人增至 10 349 人。而在職單親媽媽同期則由 18 228 人增至 31 385 人，上升 72.2%。在二零零六年，單親工作人士中大部分（89.4%）是僱員，而僱主佔 5.4%，自營作業者及無酬家庭從業員則佔 5.2%。這分布自一九九六年起便沒有很大變化。此外，與十八歲以下子女同住的曾經結婚的工作人士的分布跟單親工作人士的大致相若。（表 5.2）

5.5 按性別分析，在職單親媽媽為僱員的比例較在職單親爸爸為高；而身分為僱主、自僱人士或無酬家庭從業員的在職單親爸爸的比例則較在職單親媽媽為高。（表 5.2）

## Working Single Parents

### Economic Activity Status

5.4 In 2006, there were 41 734 working single parents, increased by 48.1% over the past decade. Analysed by sex, the number of working single fathers slightly increased by 3.9%, from 9 958 to 10 349 over the past ten years while that of working single mothers increased by 72.2%, from 18 228 to 31 385. Among the working single parents in 2006, most (89.4%) of them were employees, 5.4% were employers, and 5.2% were self-employed or unpaid family workers. The distribution remained basically unchanged since 1996. Besides, the distribution for working ever married persons living with child(ren) aged under 18 was in general similar to that of working single parents. (Table 5.2)

5.5 When analysed by sex, proportionately more working single mothers were employees when compared with working single fathers while relatively higher proportion of working single fathers were employers, self-employed or unpaid family workers when compared with their female counterparts. (Table 5.2)

**表 5.2 一九九六年、二零零一年及二零零六年按性別及經濟活動身分劃分的單親工作人士**  
**Table 5.2 Working Single Parents by Sex and Economic Activity Status, 1996, 2001 and 2006**

性別 Sex	經濟活動身分 Economic Activity Status	1996		2001		2006	
		單親 工作人士 Working Single Parents	與十八歲以 下子女同住 的曾經結婚 工作人士 Working Ever Married Persons Living with Child(ren) Aged Under 18	單親 工作人士 Working Single Parents	與十八歲以 下子女同住 的曾經結婚 工作人士 Working Ever Married Persons Living with Child(ren) Aged Under 18	單親 工作人士 Working Single Parents	與十八歲以 下子女同住 的曾經結婚 工作人士 Working Ever Married Persons Living with Child(ren) Aged Under 18
		數目 (百分比 <sup>(1)</sup> ) Number (Percentage <sup>(1)</sup> )					
男性 Male	僱員 <sup>(2)</sup> Employees <sup>(2)</sup>	8 282 (83.2)	576 618 (81.0)	7 792 (81.9)	563 573 (80.8)	8 665 (83.7)	494 109 (82.4)
	僱主 Employers	1 000 (10.0)	85 604 (12.0)	830 (8.7)	83 972 (12.0)	855 (8.3)	64 306 (10.7)
	自營業者／無酬家庭從業員 Self-employed/Unpaid family workers	676 (6.8)	49 229 (6.9)	888 (9.3)	50 231 (7.2)	829 (8.0)	41 458 (6.9)
	小計 Sub-total	9 958 (100.0)	711 451 (100.0)	9 510 (100.0)	697 776 (100.0)	10 349 (100.0)	599 873 (100.0)
女性 Female	僱員 <sup>(2)</sup> Employees <sup>(2)</sup>	16 344 (89.7)	330 060 (89.7)	21 403 (90.0)	367 776 (90.7)	28 647 (91.3)	365 590 (91.9)
	僱主 Employers	973 (5.3)	16 810 (4.6)	1 283 (5.4)	18 854 (4.7)	1 404 (4.5)	17 072 (4.3)
	自營業者／無酬家庭從業員 Self-employed/Unpaid family workers	911 (5.0)	21 129 (5.7)	1 107 (4.7)	18 744 (4.6)	1 334 (4.3)	15 286 (3.8)
	小計 Sub-total	18 228 (100.0)	367 999 (100.0)	23 793 (100.0)	405 374 (100.0)	31 385 (100.0)	397 948 (100.0)
合計 Both sexes	僱員 <sup>(2)</sup> Employees <sup>(2)</sup>	24 626 (87.4)	906 678 (84.0)	29 195 (87.7)	931 349 (84.4)	37 312 (89.4)	859 699 (86.2)
	僱主 Employers	1 973 (7.0)	102 414 (9.5)	2 113 (6.3)	102 826 (9.3)	2 259 (5.4)	81 378 (8.2)
	自營業者／無酬家庭從業員 Self-employed/Unpaid family workers	1 587 (5.6)	70 358 (6.5)	1 995 (6.0)	68 975 (6.3)	2 163 (5.2)	56 744 (5.7)
	總計 Total	28 186 (100.0)	1 079 450 (100.0)	33 303 (100.0)	1 103 150 (100.0)	41 734 (100.0)	997 821 (100.0)

註釋： (1) 括號內的數字顯示在總計中所佔的百分比。  
 (2) 這些數字包括外發工。

Notes : (1) Figures in brackets represent the percentages in respect of the total.  
 (2) The figures include outworkers.

## 行業

5.6 在二零零六年，單親工作人士中，從事「批發、零售、進出口貿易、飲食及酒店業」的佔 35.3%，其次是「社區、社會及個人服務業」(28.8%)。一九九六年的相應數字則分別為 31.6% 及 23.6%。單親工作人士從事「製造業」的比例則由一九九六年的 17.5% 大幅減少至二零零六年的 8.0%。(表 5.3)

5.7 在二零零六年，最多在職單親爸爸從事「批發、零售、進出口貿易、飲食及酒店業」(26.6%)，其次則為「運輸、倉庫及通訊業」(20.9%)。而最多在職單親媽媽從事的首兩個行業則分別為「批發、零售、進出口貿易、飲食及酒店業」(38.2%) 及「社區、社會及個人服務業」(32.6%)。不論男性或女性，在與十八歲以下子女同住的曾經結婚的工作人士中，首兩個最多人從事的行業跟單親工作人士的都是一樣。(表 5.3)

## Industry

5.6 In 2006, there were 35.3% of the working single parents engaged in the “Wholesale, retail and import/export trades, restaurants and hotels” sector and 28.8% in the “Community, social and personal services” sector. The corresponding figures in 1996 were 31.6% and 23.6% respectively. The proportion of single parents working in the “Manufacturing” sector dropped significantly from 17.5% in 1996 to 8.0% in 2006. (Table 5.3)

5.7 The “Wholesale, retail and import/export trades, restaurants and hotels” sector was the largest employment sector for working single fathers (26.6%) in 2006, followed by the “Transport, storage and communications” sector (20.9%), while the largest two employment sectors for working single mothers were the “Wholesale, retail and import/export trades, restaurants and hotels” sector (38.2%) and the “Community, social and personal services” sector (32.6%). For working ever married persons living with child(ren) aged under 18, the two largest employment sectors were the same as those for working single parents for both males and females. (Table 5.3)

**表 5.3 一九九六年、二零零一年及二零零六年按性別及行業劃分的單親工作人士**  
**Table 5.3 Working Single Parents by Sex and Industry, 1996, 2001 and 2006**

性別 Sex	行業 Industry	1996		2001		2006		
		單親 工作人士 Working Single Parents	與十八歲以 下子女同住 的曾經結婚 工作人士 Ever Married Persons Living with Child(ren) Aged Under 18	單親 工作人士 Working Single Parents	與十八歲以 下子女同住 的曾經結婚 工作人士 Ever Married Persons Living with Child(ren) Aged Under 18	單親 工作人士 Working Single Parents	與十八歲以 下子女同住 的曾經結婚 工作人士 Ever Married Persons Living with Child(ren) Aged Under 18	
數目 (百分比 <sup>(1)</sup> ) Number (Percentage <sup>(1)</sup> )								
男性 Male	製造業 Manufacturing	1 747 (17.5)	141 987 (20.0)	1 194 (12.6)	96 432 (13.8)	802 (7.7)	62 122 (10.4)	
	建造業 Construction	1 511 (15.2)	100 213 (14.1)	1 260 (13.2)	112 068 (16.1)	1 446 (14.0)	92 933 (15.5)	
	批發、零售、進出口貿易、飲食及酒店業 Wholesale, retail and import/export trades, restaurants and hotels	2 309 (23.2)	157 534 (22.1)	2 316 (24.4)	159 425 (22.8)	2 750 (26.6)	139 986 (23.3)	
	運輸、倉庫及通訊業 Transport, storage and communications	1 644 (16.5)	114 179 (16.0)	1 897 (19.9)	118 305 (17.0)	2 160 (20.9)	102 760 (17.1)	
	金融、保險、地產及商用服務業 Financing, insurance, real estate and business services	945 (9.5)	75 898 (10.7)	1 216 (12.8)	92 141 (13.2)	1 328 (12.8)	94 580 (15.8)	
	社區、社會及個人服務業 Community, social and personal services	1 628 (16.3)	107 083 (15.1)	1 504 (15.8)	108 650 (15.6)	1 761 (17.0)	100 246 (16.7)	
	其他 <sup>(2)</sup> Others <sup>(2)</sup>	174 (1.7)	14 557 (2.0)	123 (1.3)	10 755 (1.5)	102 (1.0)	7 246 (1.2)	
	小計 Sub-total	9 958 (100.0)	711 451 (100.0)	9 510 (100.0)	697 776 (100.0)	10 349 (100.0)	599 873 (100.0)	
	女性 Female	製造業 Manufacturing	3 194 (17.5)	79 502 (21.6)	2 311 (9.7)	51 382 (12.7)	2 530 (8.1)	39 336 (9.9)
		建造業 Construction	415 (2.3)	6 566 (1.8)	395 (1.7)	7 501 (1.9)	510 (1.6)	6 892 (1.7)
批發、零售、進出口貿易、飲食及酒店業 Wholesale, retail and import/export trades, restaurants and hotels		6 590 (36.2)	117 668 (32.0)	9 013 (37.9)	147 742 (36.4)	11 998 (38.2)	143 919 (36.2)	
運輸、倉庫及通訊業 Transport, storage and communications		1 021 (5.6)	20 839 (5.7)	1 362 (5.7)	22 443 (5.5)	1 933 (6.2)	25 050 (6.3)	
金融、保險、地產及商用服務業 Financing, insurance, real estate and business services		1 904 (10.4)	45 686 (12.4)	3 199 (13.4)	58 980 (14.5)	4 097 (13.1)	63 152 (15.9)	
社區、社會及個人服務業 Community, social and personal services		5 027 (27.6)	93 729 (25.5)	7 405 (31.1)	114 649 (28.3)	10 238 (32.6)	117 090 (29.6)	
其他 <sup>(2)</sup> Others <sup>(2)</sup>		77 (0.4)	4 009 (1.1)	108 (0.5)	2 677 (0.7)	79 (0.3)	1 690 (0.4)	
小計 Sub-total		18 228 (100.0)	367 999 (100.0)	23 793 (100.0)	405 374 (100.0)	31 385 (100.0)	397 948 (100.0)	

**表 5.3 一九九六年、二零零一年及二零零六年按性別及行業劃分的單親工作人士（續）**  
**Table 5.3 Working Single Parents by Sex and Industry, 1996, 2001 and 2006 (Cont'd.)**

性別 Sex	行業 Industry	1996		2001		2006	
		單親 工作人士 Working Single Parents	與十八歲以 下子女同住 的曾經結婚 工作人士 Ever Married Persons Living with Child(ren) Aged Under 18	單親 工作人士 Working Single Parents	與十八歲以 下子女同住 的曾經結婚 工作人士 Ever Married Persons Living with Child(ren) Aged Under 18	單親 工作人士 Working Single Parents	與十八歲以 下子女同住 的曾經結婚 工作人士 Ever Married Persons Living with Child(ren) Aged Under 18
數目（百分比 <sup>(1)</sup> ） Number (Percentage <sup>(1)</sup> )							
合計 Both sexes	製造業 Manufacturing	4 941 (17.5)	221 489 (20.5)	3 505 (10.5)	147 814 (13.4)	3 332 (8.0)	101 458 (10.2)
	建造業 Construction	1 926 (6.8)	106 779 (9.9)	1 655 (5.0)	119 569 (10.8)	1 956 (4.7)	99 825 (10.0)
	批發、零售、進出口貿易、飲食及酒店業 Wholesale, retail and import/export trades, restaurants and hotels	8 899 (31.6)	275 202 (25.5)	11 329 (34.0)	307 167 (27.8)	14 748 (35.3)	283 905 (28.5)
	運輸、倉庫及通訊業 Transport, storage and communications	2 665 (9.5)	135 018 (12.5)	3 259 (9.8)	140 748 (12.8)	4 093 (9.8)	127 810 (12.8)
	金融、保險、地產及商用服務業 Financing, insurance, real estate and business services	2 849 (10.1)	121 584 (11.3)	4 415 (13.3)	151 121 (13.7)	5 425 (13.0)	157 732 (15.8)
	社區、社會及個人服務業 Community, social and personal services	6 655 (23.6)	200 812 (18.6)	8 909 (26.8)	223 299 (20.2)	11 999 (28.8)	218 155 (21.9)
	其他 <sup>(2)</sup> Others <sup>(2)</sup>	251 (0.9)	18 566 (1.7)	231 (0.7)	13 432 (1.2)	181 (0.4)	8 936 (0.9)
	總計 Total	28 186 (100.0)	1 079 450 (100.0)	33 303 (100.0)	1 103 150 (100.0)	41 734 (100.0)	997 821 (100.0)

註釋：(1) 括號內的數字顯示在總計中所佔的百分比。  
 (2) 「其他」包括「農業及漁業」、「採礦及採石業」、「電力、燃氣及水務業」等行業，及不能分類的行業。

Notes: (1) Figures in brackets represent the percentages in respect of the total.  
 (2) "Others" include such industries as "Agriculture and fishing", "Mining and quarrying", "Electricity, gas and water" and industrial activities not classifiable.

## 職業

5.8 在過去十年，單親工作人士的職業分布有所改變。在二零零六年，最多單親工作人士從事的首三類職業分別為「服務工作及商店銷售人員」（23.6%），其次是「非技術工人」（20.4%），及「文員」（19.2%）。而在一九九六年，22.5%的單親工作人士是「非技術工人」，20.3%是「服務工作及商店銷售人員」，15.7%是「文員」。（表 5.4）

## Occupation

5.8 There had been some changes in the occupational distribution of working single parents during the past decade. In 2006, the top three occupational categories engaged by the working single parents were "Service workers and shop sales workers" (23.6%), "Elementary occupations" (20.4%), and "Clerks" (19.2%). In 1996, 22.5% of working single parents took up "Elementary occupations", followed by 20.3% as "Service workers and shop sales workers" and 15.7% as "Clerks". (Table 5.4)

5.9 在過去十年，為「專業人員」、「輔助專業人員」、「文員」及「服務工作及商店銷售人員」的在職單親人士的比例上升。相反地，為「經理及行政人員」、「工藝及有關人員」、「機台及機器操作員及裝配員」及「非技術工人」的在職單親人士則減少。（表 5.4）

5.10 在二零零六年，最多單親爸爸及媽媽工作的職業均是「服務工作及商店銷售人員」，比例分別為 18.0% 和 25.5%。另一方面，最多與十八歲以下子女同住的曾經結婚的男性工作人士為「工藝及有關人員」（17.6%），而最多與十八歲以下子女同住的曾經結婚的女性工作人士則為「文員」（27.0%）。（表 5.4）

5.9 Over the past ten years, the proportion of working single parents engaged in occupations such as “Professionals”, “Associate professionals”, “Clerks”, and “Service workers and shop sales workers” increased. In contrast, the proportion of working single parents engaged in occupations such as “Managers and administrators”, “Craft and related workers”, “Plant and machine operators and assemblers” and “Elementary occupations” decreased. (Table 5.4)

5.10 In 2006, the most commonly engaged occupation for both single fathers and single mothers was “Service workers and shop sales workers”, at 18.0% and 25.5% respectively. On the other hand, the most commonly engaged occupation for working ever married males living with child(ren) aged under 18 was “Craft and related workers” (17.6%) while that for working ever married females living with child(ren) aged under 18 was “Clerks” (27.0%). (Table 5.4)

**表 5.4 一九九六年、二零零一年及二零零六年按性別及職業劃分的單親工作人士**  
**Table 5.4 Working Single Parents by Sex and Occupation, 1996, 2001 and 2006**

性別 Sex	職業 Occupation	1996		2001		2006	
		單親 工作人士 Working Single Parents	與十八歲以 下子女同住 的曾經結婚 工作人士 Working Ever Married Persons Living with Child(ren) Aged Under 18	單親 工作人士 Working Single Parents	與十八歲以 下子女同住 的曾經結婚 工作人士 Working Ever Married Persons Living with Child(ren) Aged Under 18	單親 工作人士 Working Single Parents	與十八歲以 下子女同住 的曾經結婚 工作人士 Working Ever Married Persons Living with Child(ren) Aged Under 18
數目 (百分比 <sup>(1)</sup> ) Number (Percentage <sup>(1)</sup> )							
男性 Male	經理及行政人員 Managers and administrators	1 455 (14.6)	132 630 (18.6)	1 104 (11.6)	119 576 (17.1)	1 271 (12.3)	100 538 (16.8)
	專業人員 Professionals	238 (2.4)	28 217 (4.0)	270 (2.8)	34 721 (5.0)	400 (3.9)	36 544 (6.1)
	輔助專業人員 Associate professionals	698 (7.0)	60 471 (8.5)	1 014 (10.7)	79 716 (11.4)	1 250 (12.1)	79 729 (13.3)
	文員 Clerks	440 (4.4)	39 923 (5.6)	608 (6.4)	37 238 (5.3)	544 (5.3)	37181 (6.2)
	服務工作及商店銷售人員 Service workers and shop sales workers	1 553 (15.6)	92 596 (13.0)	1 584 (16.7)	96 545 (13.8)	1 860 (18.0)	87 329 (14.6)
	工藝及有關人員 Craft and related workers	1 940 (19.5)	143 069 (20.1)	1 579 (16.6)	132 524 (19.0)	1 769 (17.1)	105 701 (17.6)
	機台及機器操作員及裝配員 Plant and machine operators and assemblers	1 633 (16.4)	109 470 (15.4)	1 809 (19.0)	102 336 (14.7)	1 752 (16.9)	78 889 (13.2)
	非技術工人 Elementary occupations	1 925 (19.3)	99 403 (14.0)	1 496 (15.7)	92 377 (13.2)	1 472 (14.2)	72 132 (12.0)
	漁農業熟練工人及不能分類的職業 and occupations not classifiable	76 (0.8)	5 672 (0.8)	46 (0.5)	2 743 (0.4)	31 (0.3)	1 830 (0.3)
	小計 Sub-total	9 958 (100.0)	711 451 (100.0)	9 510 (100.0)	697 776 (100.0)	10 349 (100.0)	599 873 (100.0)

**表 5.4 一九九六年、二零零一年及二零零六年按性別及職業劃分的單親工作人士（續）**  
**Table 5.4 Working Single Parents by Sex and Occupation, 1996, 2001 and 2006 (Cont'd.)**

性別 Sex	職業 Occupation	1996		2001		2006		
		單親 工作人士 Working Single Parents	與十八歲以 下子女同住 的曾經結婚 工作人士 Working Ever Married Persons Living with Child(ren) Aged Under 18	單親 工作人士 Working Single Parents	與十八歲以 下子女同住 的曾經結婚 工作人士 Working Ever Married Persons Living with Child(ren) Aged Under 18	單親 工作人士 Working Single Parents	與十八歲以 下子女同住 的曾經結婚 工作人士 Working Ever Married Persons Living with Child(ren) Aged Under 18	
數目（百分比 <sup>(1)</sup> ） Number (Percentage <sup>(1)</sup> )								
女性 Female	經理及行政人員 Managers and administrators	1 695 (9.3)	32 624 (8.9)	1 980 (8.3)	34 157 (8.4)	2 502 (8.0)	36 648 (9.2)	
	專業人員 Professionals	343 (1.9)	11 825 (3.2)	503 (2.1)	15 904 (3.9)	609 (1.9)	18 254 (4.6)	
	輔助專業人員 Associate professionals	1 706 (9.4)	45 567 (12.4)	3 297 (13.9)	64 691 (16.0)	4 476 (14.3)	68 656 (17.3)	
	文員 Clerks	3 989 (21.9)	102 341 (27.8)	5 530 (23.2)	112 444 (27.7)	7 475 (23.8)	107 390 (27.0)	
	服務工作及商店銷售人員 Service workers and shop sales workers	4 169 (22.9)	61 080 (16.6)	6 219 (26.1)	78 615 (19.4)	7 990 (25.5)	81 851 (20.6)	
	工藝及有關人員 Craft and related workers	864 (4.7)	18 975 (5.2)	462 (1.9)	10 110 (2.5)	741 (2.4)	8 725 (2.2)	
	機台及機器操作員及裝配員 Plant and machine operators and assemblers	983 (5.4)	23 283 (6.3)	699 (2.9)	12 962 (3.2)	525 (1.7)	6 565 (1.6)	
	非技術工人 Elementary occupations	4 427 (24.3)	70 143 (19.1)	5 079 (21.3)	75 552 (18.6)	7 025 (22.4)	69 296 (17.4)	
	漁農業熟練工人及不能分類的職業 Skilled agricultural and fishery workers; and occupations not classifiable	52 (0.3)	2 161 (0.6)	24 (0.1)	939 (0.2)	42 (0.1)	563 (0.1)	
	小計 Sub-total	18 228 (100.0)	367 999 (100.0)	23 793 (100.0)	405 374 (100.0)	31 385 (100.0)	397 948 (100.0)	
	合計 Both sexes	經理及行政人員 Managers and administrators	3 150 (11.2)	165 254 (15.3)	3 084 (9.3)	153 733 (13.9)	3 773 (9.0)	137 186 (13.7)
		專業人員 Professionals	581 (2.1)	40 042 (3.7)	773 (2.3)	50 625 (4.6)	1 009 (2.4)	54 798 (5.5)
		輔助專業人員 Associate professionals	2 404 (8.5)	106 038 (9.8)	4 311 (12.9)	144 407 (13.1)	5 726 (13.7)	148 385 (14.9)
		文員 Clerks	4 429 (15.7)	142 264 (13.2)	6 138 (18.4)	149 682 (13.6)	8 019 (19.2)	144 571 (14.5)
服務工作及商店銷售人員 Service workers and shop sales workers		5 722 (20.3)	153 676 (14.2)	7 803 (23.4)	175 160 (15.9)	9 850 (23.6)	169 180 (17.0)	
工藝及有關人員 Craft and related workers		2 804 (9.9)	162 044 (15.0)	2 041 (6.1)	142 634 (12.9)	2 510 (6.0)	114 426 (11.5)	
機台及機器操作員及裝配員 Plant and machine operators and assemblers		2 616 (9.3)	132 753 (12.3)	2 508 (7.5)	115 298 (10.5)	2 277 (5.5)	85 454 (8.6)	
非技術工人 Elementary occupations		6 352 (22.5)	169 546 (15.7)	6 575 (19.7)	167 929 (15.2)	8 497 (20.4)	141 428 (14.2)	
漁農業熟練工人及不能分類的職業 Skilled agricultural and fishery workers; and occupations not classifiable		128 (0.5)	7 833 (0.7)	70 (0.2)	3 682 (0.3)	73 (0.2)	2 393 (0.2)	
總計 Total		28 186 (100.0)	1 079 450 (100.0)	33 303 (100.0)	1 103 150 (100.0)	41 734 (100.0)	997 821 (100.0)	

註釋：(1) 括號內的數字顯示在總計中所佔的百分比。

Notes: (1) Figures in brackets represent the percentages in respect of the total.

## 每月所有職業收入

5.11 單親工作人士於二零零六年的每月所有職業收入中位數為 9,000 元，較一九九六年的上升 5.9%，而較二零零一年則下降 10.0%。在一九九六年與二零零六年期間及在二零零一與二零零六年期間，綜合消費物價指數的變動幅度分別為 -2% 及 -3%。（表 5.5）

5.12 單親爸爸的每月所有職業收入中位數較單親媽媽的為高。在一九九六年，單親爸爸的每月所有職業收入中位數較單親媽媽的高 25%，而在二零零六年的相應差別則收窄至 23.5%。這分別可能與他們從事的職業、行業及教育程度有關。例如，與單親媽媽相比，單親爸爸從事「經理及行政人員」的比例（12.3%）較單親媽媽的為高（8.0%），他們獲取的月薪亦較高。另一方面，接近一半的單親媽媽（47.8%）任職「服務工作及商店銷售人員」或「非技術人員」，而單親爸爸的相應比例則為 32.2%，這引致她們的月薪一般較低。（表 5.4 及表 5.5）

## Monthly Income from All Employment

5.11 The median monthly income from all employment of the working single parents was \$9,000 in 2006. This represents an increase of 5.9% over that in 1996, and a decrease of 10.0% when compared with 2001. Over the periods 1996-2006 and 2001-2006, the change in the Composite Consumer Price Index was -2% and -3% respectively. (Table 5.5)

5.12 Single fathers had a median monthly income from all employment higher than single mothers did. In 1996, the median monthly income from all employment of single fathers was 25% higher than that of single mothers. However, the difference narrowed to 23.5% in 2006. The income gap may be partly related to their occupations, industries and educational attainment. For example, proportionally more single fathers (12.3%) than single mothers (8.0%) worked as “Managers and administrators” and hence they earned higher monthly employment income. On the other hand, nearly half of the single mothers (47.8%) worked as “Service workers and shop sales workers” or engaged in “Elementary occupations” as compared with the corresponding figure of 32.2% for single fathers. As such, single mothers had relatively low monthly employment income. (Table 5.4 and Table 5.5)

**表 5.5 一九九六年、二零零一年及二零零六年按性別及每月所有職業收入劃分的單親工作人士**  
**Table 5.5 Working Single Parents by Sex and Monthly Income from All Employment, 1996, 2001 and 2006**

性別 Sex	每月所有職業收入 (港元) Monthly Income from All Employment (HK\$)	1996		2001		2006	
		單親 Working Single Parents	與十八歲以下子女同住 的曾經結婚 Working Ever Married Persons Living with Child(ren) Aged Under 18	單親 Working Single Parents	與十八歲以下子女同住 的曾經結婚 Working Ever Married Persons Living with Child(ren) Aged Under 18	單親 Working Single Parents	與十八歲以下子女同住 的曾經結婚 Working Ever Married Persons Living with Child(ren) Aged Under 18
		數目 (百分比) <sup>(1)</sup> Number (Percentage <sup>(1)</sup> )					
男性 Male	< 2,000	270 (2.7)	14 178 (2.0)	239 (2.5)	11 718 (1.7)	193 (1.9)	8 077 (1.3)
	2,000 – 3,999	291 (2.9)	15 776 (2.2)	300 (3.2)	9 944 (1.4)	398 (3.8)	11 995 (2.0)
	4,000 – 5,999	744 (7.5)	36 807 (5.2)	549 (5.8)	23 799 (3.4)	770 (7.4)	30 067 (5.0)
	6,000 – 7,999	1 542 (15.5)	79 218 (11.1)	1 000 (10.5)	50 503 (7.2)	1 539 (14.9)	57 829 (9.6)
	8,000 – 9,999	1 513 (15.2)	109 778 (15.4)	1 225 (12.9)	74 469 (10.7)	1 337 (12.9)	70 832 (11.8)
	10,000 – 14,999	2 639 (26.5)	197 221 (27.7)	2 655 (27.9)	192 593 (27.6)	2 462 (23.8)	149 396 (24.9)
	15,000 – 19,999	1 207 (12.1)	92 635 (13.0)	1 408 (14.8)	106 759 (15.3)	1 297 (12.5)	82 064 (13.7)
	20,000 – 24,999	621 (6.2)	54 864 (7.7)	780 (8.2)	73 912 (10.6)	810 (7.8)	54 864 (9.1)
	25,000 – 29,999	238 (2.4)	23 245 (3.3)	348 (3.7)	31 743 (4.5)	357 (3.4)	28 319 (4.7)
	30,000 – 39,999	358 (3.6)	32 547 (4.6)	386 (4.1)	42 207 (6.0)	486 (4.7)	37 056 (6.2)
	40,000+	535 (5.4)	55 182 (7.8)	620 (6.5)	80 129 (11.5)	700 (6.8)	69 374 (11.6)
	小計 Sub-total	9 958 (100.0)	711 451 (100.0)	9 510 (100.0)	697 776 (100.0)	10 349 (100.0)	599 873 (100.0)
		每月所有職業收入中位數 (港元) Median monthly income from all employment (HK\$)	10,000	12,000	12,000	14,000	10,500
女性 Female	< 2,000	450 (2.5)	19 057 (5.2)	547 (2.3)	16 918 (4.2)	1 086 (3.5)	13 793 (3.5)
	2,000 – 3,999	1 327 (7.3)	32 201 (8.8)	1 728 (7.3)	31 309 (7.7)	3 235 (10.3)	30 215 (7.6)
	4,000 – 5,999	3 149 (17.3)	59 298 (16.1)	2 828 (11.9)	52 716 (13.0)	4 478 (14.3)	55 585 (14.0)
	6,000 – 7,999	3 940 (21.6)	61 587 (16.7)	4 115 (17.3)	59 234 (14.6)	5 113 (16.3)	56 149 (14.1)
	8,000 – 9,999	3 290 (18.0)	50 627 (13.8)	3 451 (14.5)	43 585 (10.8)	3 801 (12.1)	39 587 (9.9)
	10,000 – 14,999	2 685 (14.7)	62 356 (16.9)	4 892 (20.6)	74 848 (18.5)	5 732 (18.3)	70 355 (17.7)
	15,000 – 19,999	1 297 (7.1)	31 249 (8.5)	2 002 (8.4)	39 413 (9.7)	2 761 (8.8)	42 056 (10.6)
	20,000 – 24,999	747 (4.1)	18 710 (5.1)	1 508 (6.3)	29 147 (7.2)	1 803 (5.7)	26 885 (6.8)
	25,000 – 29,999	331 (1.8)	9 451 (2.6)	743 (3.1)	14 596 (3.6)	1 048 (3.3)	16 486 (4.1)
	30,000 – 39,999	460 (2.5)	10 613 (2.9)	883 (3.7)	20 423 (5.0)	1 107 (3.5)	22 057 (5.5)
	40,000+	552 (3.0)	12 850 (3.5)	1 096 (4.6)	23 185 (5.7)	1 221 (3.9)	24 780 (6.2)
	小計 Sub-total	18 228 (100.0)	367 999 (100.0)	23 793 (100.0)	405 374 (100.0)	31 385 (100.0)	397 948 (100.0)
		每月所有職業收入中位數 (港元) Median monthly income from all employment (HK\$)	8,000	8,000	9,150	9,780	8,500

表 5.5 一九九六年、二零零一年及二零零六年按性別及每月所有職業收入劃分的單親工作人士 (續)

Table 5.5 Working Single Parents by Sex and Monthly Income from All Employment, 1996, 2001 and 2006 (Cont'd.)

性別 Sex	每月所有職業收入 (港元) Monthly Income from All Employment (HK\$)	1996		2001		2006	
		單親 工作人士 Working Single Parents	與十八歲以下子女同住 的曾經結婚 工作人士 Working Ever Married Persons Living with Child(ren) Aged Under 18	單親 工作人士 Working Single Parents	與十八歲以下子女同住 的曾經結婚 工作人士 Working Ever Married Persons Living with Child(ren) Aged Under 18	單親 工作人士 Working Single Parents	與十八歲以下子女同住 的曾經結婚 工作人士 Working Ever Married Persons Living with Child(ren) Aged Under 18
				數目 (百分比 <sup>(1)</sup> ) Number (Percentage <sup>(1)</sup> )			
合計 Both sexes	< 2,000	720 (2.6)	33 235 (3.1)	786 (2.4)	28 636 (2.6)	1 279 (3.1)	21 870 (2.2)
	2,000 – 3,999	1 618 (5.7)	47 977 (4.4)	2 028 (6.1)	41 253 (3.7)	3 633 (8.7)	42 210 (4.2)
	4,000 – 5,999	3 893 (13.8)	96 105 (8.9)	3 377 (10.1)	76 515 (6.9)	5 248 (12.6)	85 652 (8.6)
	6,000 – 7,999	5 482 (19.4)	140 805 (13.0)	5 115 (15.4)	109 737 (9.9)	6 652 (15.9)	113 978 (11.4)
	8,000 – 9,999	4 803 (17.0)	160 405 (14.9)	4 676 (14.0)	118 054 (10.7)	5 138 (12.3)	110 419 (11.1)
	10,000 – 14,999	5 324 (18.9)	259 577 (24.0)	7 547 (22.7)	267 441 (24.2)	8 194 (19.6)	219 751 (22.0)
	15,000 – 19,999	2 504 (8.9)	123 884 (11.5)	3 410 (10.2)	146 172 (13.3)	4 058 (9.7)	124 120 (12.4)
	20,000 – 24,999	1 368 (4.9)	73 574 (6.8)	2 288 (6.9)	103 059 (9.3)	2 613 (6.3)	81 749 (8.2)
	25,000 – 29,999	569 (2.0)	32 696 (3.0)	1 091 (3.3)	46 339 (4.2)	1 405 (3.4)	44 805 (4.5)
	30,000 – 39,999	818 (2.9)	43 160 (4.0)	1 269 (3.8)	62 630 (5.7)	1 593 (3.8)	59 113 (5.9)
	40,000+	1 087 (3.9)	68 032 (6.3)	1 716 (5.2)	103 314 (9.4)	1 921 (4.6)	94 154 (9.4)
總計 Total		28 186 (100.0)	1 079 450 (100.0)	33 303 (100.0)	1 103 150 (100.0)	41 734 (100.0)	997 821 (100.0)
	每月所有職業收入中位數 (港元) Median monthly income from all employment (HK\$)	8,500	10,000	10,000	12,000	9,000	12,000

註釋： (1) 括號內的數字顯示在總計中所佔的百分比。

Note : (1) Figures in brackets represent the percentages in respect of the total.

每月個人收入

5.13 在職單親人士在二零零六年的每月個人收入中位數為 10,000 元，一九九六年及二零零一年則分別為 9,000 元及 10,000 元。在二零零六年，他們的每月個人收入中位數較每月所有職業收入中位數高 11.1%。（表 5.6）

5.14 在過去十年，單親爸爸的每月個人收入中位數較單親媽媽的為高。然而，這差別由一九九六年的 23.5% 收窄至二零零六年的 17.1%。（表 5.6）

Monthly Personal Income

5.13 The median monthly personal income of the working single parents was \$10,000 in 2006. This compares with \$9,000 in 1996 and \$10,000 in 2001. In 2006, their median monthly personal income was 11.1% higher than their median monthly income from all employment. (Table 5.6)

5.14 Over the past ten years, the median monthly personal income of single fathers had been higher than that of single mothers. However, the difference narrowed from 23.5% in 1996 to 17.1% in 2006. (Table 5.6)

表 5.6 一九九六年、二零零一年及二零零六年按性別及每月個人收入劃分的單親工作人士  
Table 5.6 Working Single Parents by Sex and Monthly Personal Income, 1996, 2001 and 2006

性別 Sex	每月個人收入 (港元) Monthly Personal Income (HK\$)	1996		2001		2006	
		單親 工作人士 Working Single Parents	與十八歲以 下子女同住 的曾經結婚 工作人士 Working Ever Married Persons Living with Child(ren) Aged Under 18	單親 工作人士 Working Single Parents	與十八歲以 下子女同住 的曾經結婚 工作人士 Working Ever Married Persons Living with Child(ren) Aged Under 18	單親 工作人士 Working Single Parents	與十八歲以 下子女同住 的曾經結婚 工作人士 Working Ever Married Persons Living with Child(ren) Aged Under 18
		數目 (百分比 <sup>(1)</sup> ) Number (Percentage <sup>(1)</sup> )					
男性 Male	< 2,000	143 (1.4)	8 817 (1.2)	105 (1.1)	7 347 (1.1)	103 (1.0)	5 112 (0.9)
	2,000 – 3,999	240 (2.4)	13 909 (2.0)	239 (2.5)	8 691 (1.2)	279 (2.7)	9 802 (1.6)
	4,000 – 5,999	716 (7.2)	34 854 (4.9)	492 (5.2)	22 220 (3.2)	722 (7.0)	27 220 (4.5)
	6,000 – 7,999	1 469 (14.8)	76 455 (10.7)	1 006 (10.6)	49 023 (7.0)	1 458 (14.1)	55 517 (9.3)
	8,000 – 9,999	1 552 (15.6)	107 558 (15.1)	1 237 (13.0)	73 468 (10.5)	1 369 (13.2)	70 295 (11.7)
	10,000 – 14,999	2 648 (26.6)	196 356 (27.6)	2 664 (28.0)	192 100 (27.5)	2 562 (24.8)	149 770 (25.0)
	15,000 – 19,999	1 235 (12.4)	95 613 (13.4)	1 507 (15.8)	108 936 (15.6)	1 301 (12.6)	82 605 (13.8)
	20,000 – 24,999	670 (6.7)	57 580 (8.1)	790 (8.3)	74 639 (10.7)	880 (8.5)	55 300 (9.2)
	25,000 – 29,999	259 (2.6)	25 581 (3.6)	394 (4.1)	33 355 (4.8)	365 (3.5)	29 377 (4.9)
	30,000 – 39,999	449 (4.5)	34 980 (4.9)	423 (4.4)	43 580 (6.2)	527 (5.1)	38 813 (6.5)
	40,000+	577 (5.8)	59 748 (8.4)	653 (6.9)	84 417 (12.1)	783 (7.6)	76 062 (12.7)
	小計 Sub-total	9 958 (100.0)	711 451 (100.0)	9 510 (100.0)	697 776 (100.0)	10 349 (100.0)	599 873 (100.0)
	每月個人收入中位數 (港元) Median monthly personal income (HK\$)	10,000	12,000	12,000	14,500	11,300	13,500

表 5.6 一九九六年、二零零一年及二零零六年按性別及每月個人收入劃分的單親工作人士  
(續)

Table 5.6 Working Single Parents by Sex and Monthly Personal Income, 1996, 2001 and 2006  
(Cont'd.)

性別 Sex	每月個人收入 (港元) Monthly Personal Income (HK\$)	1996		2001		2006	
		單親 工作人士 Working Single Parents	與十八歲以 下子女同住 的曾經結婚 工作人士 Working Ever Married Persons Living with Child(ren) Aged Under 18	單親 工作人士 Working Single Parents	與十八歲以 下子女同住 的曾經結婚 工作人士 Working Ever Married Persons Living with Child(ren) Aged Under 18	單親 工作人士 Working Single Parents	與十八歲以 下子女同住 的曾經結婚 工作人士 Working Ever Married Persons Living with Child(ren) Aged Under 18
		數目 (百分比 <sup>(1)</sup> ) Number (Percentage <sup>(1)</sup> )					
女性 Female	< 2,000	194 (1.1)	16 989 (4.6)	196 (0.8)	14 939 (3.7)	343 (1.1)	11 787 (3.0)
	2,000 – 3,999	1 033 (5.7)	31 773 (8.6)	1 067 (4.5)	29 974 (7.4)	1 609 (5.1)	27 277 (6.9)
	4,000 – 5,999	2 907 (15.9)	58 907 (16.0)	2 405 (10.1)	51 860 (12.8)	4 023 (12.8)	54 139 (13.6)
	6,000 – 7,999	3 814 (20.9)	61 094 (16.6)	3 997 (16.8)	59 006 (14.6)	5 482 (17.5)	55 983 (14.1)
	8,000 – 9,999	3 289 (18.0)	50 688 (13.8)	3 652 (15.3)	43 685 (10.8)	4 401 (14.0)	40 391 (10.1)
	10,000 – 14,999	2 927 (16.1)	62 658 (17.0)	5 384 (22.6)	75 402 (18.6)	6 382 (20.3)	71 360 (17.9)
	15,000 – 19,999	1 475 (8.1)	31 804 (8.6)	2 346 (9.9)	40 188 (9.9)	3 205 (10.2)	42 619 (10.7)
	20,000 – 24,999	867 (4.8)	19 224 (5.2)	1 635 (6.9)	29 414 (7.3)	2 028 (6.5)	27 589 (6.9)
	25,000 – 29,999	486 (2.7)	10 068 (2.7)	785 (3.3)	15 077 (3.7)	1 157 (3.7)	16 666 (4.2)
	30,000 – 39,999	558 (3.1)	11 054 (3.0)	1 010 (4.2)	20 823 (5.1)	1 219 (3.9)	22 803 (5.7)
	40,000+	678 (3.7)	13 740 (3.7)	1 316 (5.5)	25 006 (6.2)	1 536 (4.9)	27 334 (6.9)
	小計 Sub-total	18 228 (100.0)	367 999 (100.0)	23 793 (100.0)	405 374 (100.0)	31 385 (100.0)	397 948 (100.0)
		每月個人收入中位數 (港元) Median monthly personal income (HK\$)	8,100	8,000	10,000	10,000	9,650
合計 Both sexes	< 2,000	337 (1.2)	25 806 (2.4)	301 (0.9)	22 286 (2.0)	446 (1.1)	16 899 (1.7)
	2,000 – 3,999	1 273 (4.5)	45 682 (4.2)	1 306 (3.9)	38 665 (3.5)	1 888 (4.5)	37 079 (3.7)
	4,000 – 5,999	3 623 (12.9)	93 761 (8.7)	2 897 (8.7)	74 080 (6.7)	4 745 (11.4)	81 359 (8.2)
	6,000 – 7,999	5 283 (18.7)	137 549 (12.7)	5 003 (15.0)	108 029 (9.8)	6 940 (16.6)	111 500 (11.2)
	8,000 – 9,999	4 841 (17.2)	158 246 (14.7)	4 889 (14.7)	117 153 (10.6)	5 770 (13.8)	110 686 (11.1)
	10,000 – 14,999	5 575 (19.8)	259 014 (24.0)	8 048 (24.2)	267 502 (24.2)	8 944 (21.4)	221 130 (22.2)
	15,000 – 19,999	2 710 (9.6)	127 417 (11.8)	3 853 (11.6)	149 124 (13.5)	4 506 (10.8)	125 224 (12.5)
	20,000 – 24,999	1 537 (5.5)	76 804 (7.1)	2 425 (7.3)	104 053 (9.4)	2 908 (7.0)	82 889 (8.3)
	25,000 – 29,999	745 (2.6)	35 649 (3.3)	1 179 (3.5)	48 432 (4.4)	1 522 (3.6)	46 043 (4.6)
	30,000 – 39,999	1 007 (3.6)	46 034 (4.3)	1 433 (4.3)	64 403 (5.8)	1 746 (4.2)	61 616 (6.2)
	40,000+	1 255 (4.5)	73 488 (6.8)	1 969 (5.9)	109 423 (9.9)	2 319 (5.6)	103 396 (10.4)
	總計 Total	28 186 (100.0)	1 079 450 (100.0)	33 303 (100.0)	1 103 150 (100.0)	41 734 (100.0)	997 821 (100.0)
		每月個人收入中位數 (港元) Median monthly personal income (HK\$)	9,000	10,000	10,000	12,500	10,000

註釋：(1) 括號內的數字顯示在總計中所佔的百分比。

Note: (1) Figures in brackets represent the percentages in respect of the total.

## 非工作單親人士

### 非工作單親人士經濟活動身分

5.15 在二零零六年的單親人士中，有 30 592 人並非在職；當中料理家務者佔 69.9%。一九九六年的相應數字為 65.2%。而身分為退休人士的單親人士比重則在十年間由 5.6% 下降至 4.4%。（表 5.7）

5.16 在二零零六年，大部分（76.9%）的非工作的單親媽媽均為料理家務者。非在職的單親爸爸的相對比例則為 28.1%。然而，與十八歲以下子女同住的曾經結婚人士的非工作男性的情況則頗為不同，當中只有 8.9% 為料理家務者，而且退休人士（22.9%）的比例相對較非工作的單親爸爸（17.1%）為高。（表 5.7）

### 非工作單親人士的每月個人收入

5.17 非工作的單親人士在二零零六年的每月個人收入中位數為 5,900 元，一九九六年的為 5,000 元。在過去十年間，非工作的單親媽媽的每月個人收入中位數均較非工作的單親爸爸的為高。（表 5.8）

## Non-working Single Parents

### *Economic Activity Status of Non-working Single Parents*

5.15 Among the single parents in 2006, 30 592 were not working. 69.9% of them were home-makers. In 1996, the corresponding proportion was 65.2%. The proportion of single parents who were retired reduced from 5.6% to 4.4% during the past ten years. (Table 5.7)

5.16 In 2006, most (76.9%) of the non-working single mothers were home-makers while the corresponding figure of their male counterparts was 28.1%. However, the situation for non-working ever married males living with child(ren) aged under 18 was somewhat different. Only 8.9% of them were home-makers and a relatively higher proportion of them were retired persons (22.9%) as compared with that of non-working single fathers (17.1%). (Table 5.7)

### *Monthly Personal Income of Non-working Single Parents*

5.17 In 2006, the median monthly personal income of non-working single parents was \$5,900, compared with \$5,000 in 1996. Over the past ten years, non-working single mothers had higher median monthly personal income than non-working single fathers. (Table 5.8)

**表 5.7 一九九六年、二零零一年及二零零六年按性別及經濟活動身分劃分的非工作單親人士**  
**Table 5.7 Non-working Single Parents by Sex and Economic Activity Status, 1996, 2001 and 2006**

性別 Sex	1996		2001		2006	
	非工作 單親人士 Non- working Single Parents	與十八歲以下 子女同住的曾經 結婚非工作人士 Non-working Ever Married Persons Living with Child(ren) Aged Under 18	非工作 單親人士 Non- working Single Parents	與十八歲以下 子女同住的曾經 結婚非工作人士 Non-working Ever Married Persons Living with Child(ren) Aged Under 18	非工作 單親人士 Non- working Single Parents	與十八歲以下 子女同住的曾經 結婚非工作人士 Non-working Ever Married Persons Living with Child(ren) Aged Under 18
經濟活動身分 Economic Activity Status	數目 (百分比 <sup>(1)</sup> ) Number (Percentage <sup>(1)</sup> )					
<b>男性</b> Male						
料理家務者 Home-makers	295 (15.1)	2 606 (5.2)	832 (21.5)	6 718 (7.6)	1 225 (28.1)	8 674 (8.9)
退休人士 Retired persons	421 (21.6)	11 143 (22.3)	480 (12.4)	16 366 (18.5)	748 (17.1)	22 229 (22.9)
其他 <sup>(2)</sup> Others <sup>(2)</sup>	1 233 (63.3)	36 164 (72.5)	2 566 (66.2)	65 478 (73.9)	2 391 (54.8)	66 018 (68.1)
小計 Sub-total	1 949 (100.0)	49 913 (100.0)	3 878 (100.0)	88 562 (100.0)	4 364 (100.0)	96 921 (100.0)
<b>女性</b> Female						
料理家務者 Home-makers	8 919 (73.3)	390 884 (95.5)	17 407 (81.8)	372 587 (95.1)	20 168 (76.9)	305 361 (89.4)
退休人士 Retired persons	373 (3.1)	2 841 (0.7)	213 (1.0)	1 482 (0.4)	593 (2.3)	4 435 (1.3)
其他 <sup>(2)</sup> Others <sup>(2)</sup>	2 882 (23.7)	15 412 (3.8)	3 659 (17.2)	17 805 (4.5)	5 467 (20.8)	31 843 (9.3)
小計 Sub-total	12 174 (100.0)	409 137 (100.0)	21 279 (100.0)	391 874 (100.0)	26 228 (100.0)	341 639 (100.0)
<b>合計</b> Both sexes						
料理家務者 Home-makers	9 214 (65.2)	393 490 (85.7)	18 239 (72.5)	379 305 (79.0)	21 393 (69.9)	314 035 (71.6)
退休人士 Retired persons	794 (5.6)	13 984 (3.0)	693 (2.8)	17 848 (3.7)	1 341 (4.4)	26 664 (6.1)
其他 <sup>(2)</sup> Others <sup>(2)</sup>	4 115 (29.1)	51 576 (11.2)	6 225 (24.7)	83 283 (17.3)	7 858 (25.7)	97 861 (22.3)
總計 Total	14 123 (100.0)	459 050 (100.0)	25 157 (100.0)	480 436 (100.0)	30 592 (100.0)	438 560 (100.0)

註釋：(1) 括號內的數字顯示在總計中所佔的百分比。  
 (2) 這些數字包括失業人士及其他非從事經濟活動人士。

Notes: (1) Figures in brackets represent the percentages in respect of the total.  
 (2) The figures include the unemployed and other economically inactive persons.

**表 5.8 一九九六年、二零零一年及二零零六年按性別及每月個人收入劃分的非工作單親人士**  
**Table 5.8 Non-Working Single Parents by Sex and Monthly Personal Income, 1996, 2001 and 2006**

性別 Sex	每月個人收入 (港元) Monthly Personal Income (HK\$)	1996		2001		2006	
		數目 Number	百分比 %	數目 Number	百分比 %	數目 Number	百分比 %
男性 Male	< 2,000	798	40.9	1 306	33.7	1 084	24.8
	2,000 – 3,999	189	9.7	277	7.1	411	9.4
	4,000 – 5,999	263	13.5	465	12.0	871	20.0
	6,000 – 7,999	111	5.7	836	21.6	907	20.8
	8,000 – 9,999	94	4.8	432	11.1	532	12.2
	10,000 – 14,999	246	12.6	432	11.1	317	7.3
	15,000 – 19,999	136	7.0	64	1.7	96	2.2
	20,000+	112	5.7	66	1.7	146	3.3
	小計 Sub-total	1 949	100.0	3 878	100.0	4 364	100.0
	每月個人收入中位數 (港元) Median monthly personal income (HK\$)		3,782		5,500		5,454
女性 Female	< 2,000	3 793	31.2	3 429	16.1	4 449	17.0
	2,000 – 3,999	960	7.9	946	4.4	2 337	8.9
	4,000 – 5,999	2 162	17.8	3 661	17.2	6 281	23.9
	6,000 – 7,999	1 518	12.5	5 153	24.2	6 197	23.6
	8,000 – 9,999	857	7.0	3 299	15.5	2 796	10.7
	10,000 – 14,999	994	8.2	3 518	16.5	2 122	8.1
	15,000 – 19,999	800	6.6	902	4.2	1 070	4.1
	20,000+	1 090	9.0	371	1.7	976	3.7
	小計 Sub-total	12 174	100.0	21 279	100.0	26 228	100.0
	每月個人收入中位數 (港元) Median monthly personal income (HK\$)		5,100		6,900		6,000
合計 Both sexes	< 2,000	4 591	32.5	4 735	18.8	5 533	18.1
	2,000 – 3,999	1 149	8.1	1 223	4.9	2 748	9.0
	4,000 – 5,999	2 425	17.2	4 126	16.4	7 152	23.4
	6,000 – 7,999	1 629	11.5	5 989	23.8	7 104	23.2
	8,000 – 9,999	951	6.7	3 731	14.8	3 328	10.9
	10,000 – 14,999	1 240	8.8	3 950	15.7	2 439	8.0
	15,000 – 19,999	936	6.6	966	3.8	1 166	3.8
	20,000+	1 202	8.5	437	1.7	1 122	3.7
	總計 Total	14 123	100.0	25 157	100.0	30 592	100.0
	每月個人收入中位數 (港元) Median monthly personal income (HK\$)		5,000		6,566		5,900

## 6. 住戶及房屋特徵

## 6. Household and Housing Characteristics

### 住戶人數

6.1 在二零零六年中期人口統計中，一如以往的人口普查／中期人口統計，統計調查的基本單元是住戶。在人口普查／中期人口統計中，受訪的屋宇單位內所有住戶內的人士均被點算。在同一屋宇單位內共同享用生活必需品的人士均被視為同一住戶的成員。必須注意的是「家庭」與「住戶」是不同的社會單元。組成一個家庭的人士均有婚姻、親屬或領養的關係。大多數時候，一個家庭與一個住戶相同，但實際二者可能有分別，因為同一住戶的成員不須有任何關係。

6.2 住戶可分為家庭住戶及非家庭住戶。家庭住戶包含居於同一屋簷下，共同分享食物與開支的人，無論他們有沒有關係。非家庭住戶主要包括住在院舍（例如老人院、療養院及機構的職員宿舍）的人士及不屬於本港任何住戶內的流動居民。此外，在二零零六年中期人口統計，成員只有流動居民的住戶亦不包括在家庭住戶內<sup>1</sup>。除卻某些特殊情況，單親人士及其子女在一般情形下應住在家庭住戶內。由於在非家庭住戶內單親人士數目很小及這些住戶內各人士之間關係的資料並不完整，故此本章內的分析範圍只涵蓋家庭住戶內的單親人士。

### Household Size

6.1 The basic unit of enquiry in the 2006 Population By-census, as in previous censuses/by-censuses, was a household. In censuses/by-censuses, all persons in all households in each unit of quarters were enumerated. Persons who make common provisions for essentials for living inside a unit of quarters are regarded as members of the same household. It should be noted that “family” and “household” are different social units. People forming a family are related either by marriage, kinship or adoption. Most often a family coincides with a household but the two may, in effect, differ because members of the same household need not be related.

6.2 Households can be distinguished into domestic and non-domestic households. Domestic households consist of people living under the same roof, whether related or not, and sharing food and expenses. Non-domestic households comprise people living in institutions (such as homes for the aged, infirmaries, and staff quarters of establishments) and Mobile Residents who do not belong to a household in Hong Kong. Besides, in the 2006 Population By-census, households comprising of Mobile Residents only were also not included as domestic households<sup>1</sup>. Under normal circumstances, single parents and their children should be living in domestic households except for some special cases. Since the number of single parents in non-domestic households should be small and information on the relationship of persons is not complete from these households, single parents and their children cannot be identified therein. The analysis in this chapter cover single parents in domestic households only.

<sup>1</sup> 在二零零六年，共有 30 名單親人士居住在只有流動居民的住戶內。

<sup>1</sup> In 2006, there were 30 single parents living in households comprising of Mobile Residents only.

6.3 值得注意的是在一個家庭住戶內可以有多於一位單親人士。舉例來說，一位離婚女士及其五歲兒子，與一位喪偶男士及其十歲兒子同居，他／她們會視為兩位單親人士在同一住戶內。鑑於這類住戶數目很少，為使本報告內的分析單位保持一致，本章內有關住戶特徵的分析對象為單親人士而非有單親人士的住戶。

6.4 91.8%的單親人士在二零零六年居於二至四人的家庭住戶中，較一九九六年的81.9%為高。特別是居於二人住戶的單親人士比例由一九九六年的24.3%上升至二零零六年的32.7%。隨着這個改變，單親人士的平均住戶人數在過去十年由3.5人下降至3.0人。（表6.1）

6.5 在二零零六年，單親爸爸的家庭住戶人數一般較單親媽媽為高。兩者的家庭住戶平均人數分別為3.3人及3.0人。在一九九六年，有23.1%的單親爸爸及24.7%的單親媽媽居住在二人家庭住戶，然而至二零零六年，其所佔比例則分別上升至27.2%及34.0%。（表6.1）

6.3 It should be noted that, there are domestic households comprising more than one single parent. Taking an example of a divorced woman with a son aged 5 cohabiting with a widowed man with a son aged 10, they are regarded as two single parents living in the same household. In view of the small number of such households, the analyses in this chapter confine to household characteristics of *single parents* instead of households with single parents so that the unit of analysis remains consistent throughout the report.

6.4 There were 91.8% of the single parents in 2006 living in two to four-person domestic households, up from 81.9% in 1996. In particular, the proportion of single parents in two-person domestic households increased from 24.3% in 1996 to 32.7% in 2006. Along with this change, the average household size of single parents dropped from 3.5 to 3.0 over the past ten years. (Table 6.1)

6.5 Single fathers generally lived in households larger than single mothers did in 2006, and the average domestic household sizes were 3.3 and 3.0 respectively. In 1996, 23.1% of single fathers and 24.7% of single mothers lived in domestic households with two members; whilst their proportion increased to 27.2% and 34.0% respectively in 2006. (Table 6.1)

**表 6.1 一九九六年、二零零一年及二零零六年按性別及住戶人數劃分的單親人士數目**  
**Table 6.1 Single Parents by Sex and Household Size, 1996, 2001 and 2006**

性別 Sex	住戶人數 Household Size	1996		2001		2006	
		數目 Number	百分比 %	數目 Number	百分比 %	數目 Number	百分比 %
男性 Male	2	2 746	23.1	3 335	24.9	4 006	27.2
	3	3 612	30.3	4 449	33.2	5 494	37.4
	4	2 908	24.4	3 168	23.7	3 507	23.9
	5	1 411	11.9	1 440	10.8	1 089	7.4
	6+	1 230	10.3	996	7.4	607	4.1
	小計 Sub-total		11 907	100.0	13 388	100.0	14 703
女性 Female	2	7 523	24.7	13 061	29.0	19 607	34.0
	3	11 129	36.6	17 808	39.5	24 835	43.1
	4	6 712	22.1	9 128	20.3	8 913	15.5
	5	2 861	9.4	3 201	7.1	3 005	5.2
	6+	2 177	7.2	1 874	4.2	1 233	2.1
	小計 Sub-total		30 402	100.0	45 072	100.0	57 593
合計 Both sexes	2	10 269	24.3	16 396	28.0	23 613	32.7
	3	14 741	34.8	22 257	38.1	30 329	42.0
	4	9 620	22.7	12 296	21.0	12 420	17.2
	5	4 272	10.1	4 641	7.9	4 094	5.7
	6+	3 407	8.1	2 870	4.9	1 840	2.5
	總計 Total		42 309	100.0	58 460	100.0	72 296
家庭住戶平均人數 Average Domestic Household Size							
男性 Male		3.7		3.5			3.3
女性 Female		3.4		3.2			3.0
合計 Both sexes		3.5		3.3			3.0

## 住戶結構

6.6 越來越多的單親人士居住在「未擴展的單核心家庭住戶」(即由一個家庭核心而無其他親屬組成的住戶)。他們所佔比例由在一九九六年的 74.7% 上升至二零零六年的 84.8%。(表 6.2)

## Household Composition

6.6 More and more single parents lived in households consisting of “One unextended nuclear family” (i.e. a household comprising one family nucleus without other related persons). Their share increased from 74.7% in 1996 to 84.8% in 2006. (Table 6.2)

6.7 與單親爸爸相比，單親媽媽居住在「未擴展的單核心家庭住戶」的比重較高。在二零零六年，兩者居住在該類別住戶的比重分別為 70.1% 及 88.6%。而相對地單親爸爸則較多居住於「垂直擴展的單核心家庭住戶」（指由一個家庭核心及一名或以上不同代的親屬所組成的住戶）及「多個核心家庭住戶」（指由兩個或以上家庭核心所組成的住戶，其成員可以有或沒有親屬關係），他們居住在這兩個類別住戶的比重分別為 14.4% 及 13.4%。而單親媽媽居住在這兩個類別住戶的比重則分別為 5.5% 及 4.5%。（表 6.2）

## 家庭住戶每月收入

6.8 單親人士的住戶每月收入中位數由一九九六年的 12,500 元下降至二零零一年的 11,000 元，再跌至二零零六年的 10,000 元。而一九九六年、二零零一年及二零零六年全港家庭住戶的家庭住戶每月收入中位數分別為 17,500 元、18,705 元及 17,250 元。（表 6.3）

6.9 單親爸爸的家庭住戶每月收入中位數較單親媽媽的為高。在二零零六年，單親爸爸的家庭住戶每月收入中位數為 12,205 元，而單親媽媽的則為 9,345 元。這可能因為在職的單親爸爸的每月收入較在職的單親媽媽為高；以及有較高比例的單親爸爸是工作人士。（表 6.3）

6.7 When compared with single fathers, a higher proportion of single mothers lived in “One unextended nuclear family” households. In 2006, such proportions were 70.1% for single fathers and 88.6% for single mothers. There were a higher proportion of single fathers living in “One vertically extended nuclear family” households (i.e. a household comprising one family nucleus with one or more related persons not of the same generation) and “Two or more nuclear families” households (i.e. a household comprising two or more family nuclei whose members may or may not be related in any way). Their proportions were 14.4% and 13.4% respectively while the corresponding figures for their female counterparts were 5.5% and 4.5% respectively. (Table 6.2)

## Monthly Domestic Household Income

6.8 The median monthly household income of single parents dropped from \$12,500 in 1996 to \$11,000 in 2001, and further to \$10,000 in 2006. For all domestic households in Hong Kong, the median monthly domestic household income was \$17,500 in 1996, \$18,705 in 2001, and \$17,250 in 2006. (Table 6.3)

6.9 Single fathers lived in households with higher median monthly domestic household income when compared with single mothers. In 2006, the median monthly domestic household income was \$12,205 for single fathers and \$9,345 for single mothers. This is probably due to the fact that working single fathers had higher monthly income than working single mothers and a larger proportion of single fathers were working. (Table 6.3)

**表 6.2 一九九六年、二零零一年及二零零六年按性別及住戶結構劃分的單親人士數目**  
**Table 6.2 Single Parents by Sex and Household Composition, 1996, 2001 and 2006**

性別 Sex	住戶結構 Household Composition	1996		2001		2006	
		數目 Number	百分比 %	數目 Number	百分比 %	數目 Number	百分比 %
男性 Male	未擴展的單核心家庭住戶 One unextended nuclear family	7 612	63.9	8 692	64.9	10 313	70.1
	垂直擴展的單核心家庭住戶 One vertically extended nuclear family	1 825	15.3	1 930	14.4	2 121	14.4
	多個核心家庭住戶 Two or more nuclear families	2 113	17.7	2 594	19.4	1 971	13.4
	其他 <sup>(1)</sup> Others <sup>(1)</sup>	357	3.0	172	1.3	298	2.0
	小計 Sub-total	11 907	100.0	13 388	100.0	14 703	100.0
女性 Female	未擴展的單核心家庭住戶 One unextended nuclear family	24 010	79.0	38 014	84.3	51 010	88.6
	垂直擴展的單核心家庭住戶 One vertically extended nuclear family	2 855	9.4	2 954	6.6	3 177	5.5
	多個核心家庭住戶 Two or more nuclear families	2 851	9.4	3 254	7.2	2 618	4.5
	其他 <sup>(1)</sup> Others <sup>(1)</sup>	686	2.3	850	1.9	788	1.4
	小計 Sub-total	30 402	100.0	45 072	100.0	57 593	100.0
合計 Both sexes	未擴展的單核心家庭住戶 One unextended nuclear family	31 622	74.7	46 706	79.9	61 323	84.8
	垂直擴展的單核心家庭住戶 One vertically extended nuclear family	4 680	11.1	4 884	8.4	5 298	7.3
	多個核心家庭住戶 Two or more nuclear families	4 964	11.7	5 848	10.0	4 589	6.3
	其他 <sup>(1)</sup> Others <sup>(1)</sup>	1 043	2.5	1 022	1.7	1 086	1.5
	總計 Total	42 309	100.0	58 460	100.0	72 296	100.0

註釋：(1) 「其他」包括「平向擴展的單核心家庭住戶」及「有親屬關係人士的非核心家庭住戶」。

Note: (1) "Others" include "One horizontally extended nuclear family" and "Related persons forming no nuclear family".

表 6.3 一九九六年、二零零一年及二零零六年按性別及家庭住戶每月收入劃分的單親人士數目

Table 6.3 Single Parents by Sex and Monthly Domestic Household Income, 1996, 2001 and 2006

性別 Sex	家庭住戶每月收入 (港元) Monthly Domestic Household Income (HK\$)	1996		2001		2006		
		數目 Number	百分比 %	數目 Number	百分比 %	數目 Number	百分比 %	
男性 Male	< 2,000	70	0.6	255	1.9	319	2.2	
	2,000 – 3,999	321	2.7	346	2.6	371	2.5	
	4,000 – 5,999	673	5.7	752	5.6	1 380	9.4	
	6,000 – 7,999	941	7.9	1 522	11.4	1 892	12.9	
	8,000 – 9,999	1 206	10.1	1 292	9.7	1 719	11.7	
	10,000 – 14,999	2 634	22.1	2 911	21.7	2 878	19.6	
	15,000 – 19,999	2 053	17.2	1 997	14.9	1 724	11.7	
	20,000 – 24,999	1 361	11.4	1 353	10.1	1 393	9.5	
	25,000 – 29,999	727	6.1	854	6.4	904	6.1	
	30,000 – 39,999	968	8.1	872	6.5	906	6.2	
	40,000 – 59,999	520	4.4	673	5.0	737	5.0	
	60,000+	433	3.6	561	4.2	480	3.3	
	小計 Sub-total		11 907	100.0	13 388	100.0	14 703	100.0
	家庭住戶每月收入中位數 (港元) Median monthly domestic household income (HK\$)		15,000		14,000		12,205	
	女性 Female	< 2,000	279	0.9	479	1.1	1 368	2.4
2,000 – 3,999		1 354	4.5	1 227	2.7	2 758	4.8	
4,000 – 5,999		3 631	11.9	4 412	9.8	8 560	14.9	
6,000 – 7,999		4 236	13.9	7 789	17.3	10 244	17.8	
8,000 – 9,999		3 587	11.8	6 311	14.0	7 131	12.4	
10,000 – 14,999		5 546	18.2	10 087	22.4	10 794	18.7	
15,000 – 19,999		4 017	13.2	4 948	11.0	6 211	10.8	
20,000 – 24,999		2 679	8.8	3 226	7.2	3 688	6.4	
25,000 – 29,999		1 646	5.4	1 876	4.2	1 925	3.3	
30,000 – 39,999		1 719	5.7	2 096	4.7	2 274	3.9	
40,000 – 59,999		1 013	3.3	1 643	3.6	1 586	2.8	
60,000+		695	2.3	978	2.2	1 054	1.8	
小計 Sub-total			30 402	100.0	45 072	100.0	57 593	100.0
家庭住戶每月收入中位數 (港元) Median monthly domestic household income (HK\$)			11,500		10,371		9,345	
合計 Both sexes		< 2,000	349	0.8	734	1.3	1 687	2.3
	2,000 – 3,999	1 675	4.0	1 573	2.7	3 129	4.3	
	4,000 – 5,999	4 304	10.2	5 164	8.8	9 940	13.7	
	6,000 – 7,999	5 177	12.2	9 311	15.9	12 136	16.8	
	8,000 – 9,999	4 793	11.3	7 603	13.0	8 850	12.2	
	10,000 – 14,999	8 180	19.3	12 998	22.2	13 672	18.9	
	15,000 – 19,999	6 070	14.3	6 945	11.9	7 935	11.0	
	20,000 – 24,999	4 040	9.5	4 579	7.8	5 081	7.0	
	25,000 – 29,999	2 373	5.6	2 730	4.7	2 829	3.9	
	30,000 – 39,999	2 687	6.4	2 968	5.1	3 180	4.4	
	40,000 – 59,999	1 533	3.6	2 316	4.0	2 323	3.2	
	60,000+	1 128	2.7	1 539	2.6	1 534	2.1	
	總計 Total		42 309	100.0	58 460	100.0	72 296	100.0
	家庭住戶每月收入中位數 (港元) <sup>(1)</sup> Median monthly domestic household income (HK\$) <sup>(1)</sup>		12,500		11,000		10,000	

註釋：(1) 全港家庭住戶的家庭住戶每月收入中位數是一九九六年的 17,500 元，二零零一年的 18,705 元及二零零六年的 17,250 元。

Note: (1) The median monthly domestic household income for all domestic households in Hong Kong was \$17,500 in 1996, \$18,705 in 2001 and \$17,250 in 2006 respectively.

## 房屋

6.10 單親人士的房屋分布和與十八歲以下子女同住的曾經結婚人士的有顯著差異。在二零零六年有 51.1% 的單親人士居住在公營租住房屋，而與十八歲以下子女同住的曾經結婚人士的相應比例只為 30.4%。相反地，逾半數的與十八歲以下子女同住的曾經結婚人士住在私人永久性房屋，而單親人士的比例是 37.2%。（表 6.4）

6.11 在過去十年，居住於公營租住房屋及資助出售單位的單親人士的比例有所上升，前者由一九九六年的 50.4% 輕微上升至二零零六年的 51.1%，後者在同期則由 8.4% 上升至 11.1%。而居住在私人永久性房屋的單親人士的比例，在同期間則由 38.9% 微降至 37.2%。（表 6.4）

## Housing

6.10 There was a substantial difference between the housing distribution of single parents and ever married persons living with children aged under 18. While 51.1% of single parents lived in public rental housing in 2006, the corresponding proportion for ever married persons living with children aged under 18 was only 30.4%. On the contrary, over half of the ever married persons living with children aged under 18 lived in private permanent housing as compared to the 37.2% for single parents. (Table 6.4)

6.11 During the past decade, there was an increasing proportion of single parents living in public rental housing and subsidized sale flats, with the proportion for the former increased slightly from 50.4% in 1996 to 51.1% in 2006, and the latter rose from 8.4% to 11.1%. Accompanying this rise was a slight drop in the proportion of single parents living in private permanent housing from 38.9% to 37.2% over the same period. (Table 6.4)

表 6.4 一九九六年、二零零一年及二零零六年按房屋類型<sup>(1)</sup>劃分的單親人士數目  
 Table 6.4 Single Parents by Type of Housing<sup>(1)</sup>, 1996, 2001 and 2006

房屋類型 <sup>(2)</sup> Type of Housing <sup>(2)</sup>	1996		2001		2006	
	單親人士 Single Parents	與十八歲以下 子女同住的 曾經結婚人士 Ever Married Persons Living with Child(ren) Aged Under 18	單親人士 Single Parents	與十八歲以下 子女同住的 曾經結婚人士 Ever Married Persons Living with Child(ren) Aged Under 18	單親人士 Single Parents	與十八歲以下 子女同住的 曾經結婚人士 Ever Married Persons Living with Child(ren) Aged Under 18
數目 (百分比) <sup>(3)</sup> Number (Percentage) <sup>(3)</sup>						
公營租住房屋 Public rental housing	21 319 (50.4)	566 491 (36.8)	26 490 (45.3)	468 687 (29.6)	36 949 (51.1)	436 701 (30.4)
資助出售單位 <sup>(4)</sup> Subsidized sale flats <sup>(4)</sup>	3 569 (8.4)	210 321 (13.7)	6 892 (11.8)	301 893 (19.1)	7 999 (11.1)	254 865 (17.8)
私人永久性房屋 <sup>(4)</sup> Private permanent housing <sup>(4)</sup>	16 474 (38.9)	724 038 (47.1)	24 293 (41.6)	794 279 (50.2)	26 898 (37.2)	733 100 (51.1)
臨時房屋 <sup>(5)</sup> Temporary housing <sup>(5)</sup>	854 (2.0)	33 828 (2.2)	724 (1.2)	16 724 (1.1)	430 (0.6)	9 396 (0.7)
非住宅用房屋 Non-domestic housing	93 (0.2)	3 785 (0.2)	61 (0.1)	1 907 (0.1)	20 (0.0)	1 298 (0.1)
總計 Total	42 309 (100.0)	1 538 463 (100.0)	58 460 (100.0)	1 583 490 (100.0)	72 296 (100.0)	1 435 360 (100.0)

註釋：(1) 這些數字只包括居於家庭住戶的人士。  
 (2) 所包括的房屋類型詳情請參閱「詞彙釋義」。  
 (3) 括號內的數字顯示在總計中所佔的百分比。  
 (4) 「資助出售單位」包括房屋委員會出售單位及房屋協會出售單位。在一九九六年中期人口統計時，房屋委員會出售單位包括可在公開市場買賣單位。這些單位在二零零一年人口普查及二零零六年中期人口統計時包括在「私人永久性房屋」。在一九九六年中期人口統計時，房屋協會資助出售單位包括可在公開市場買賣的單位。這些單位在二零零一年人口普查及二零零六年中期人口統計時包括在「私人永久性房屋」內。  
 (5) 這些數字包括住在船艇上的人士。

Notes: (1) The figures include only persons living in domestic households.  
 (2) Please see "Definition of Terms" for the detailed coverage of the type of housing.  
 (3) Figures in brackets represent the percentages in respect of the total.  
 (4) "Subsidized sale flats" include Housing Authority subsidized sale flats and Housing Society subsidized sale flats. Housing Authority subsidized sale flats included flats that can be traded in open market in the 1996 Population By-census. These flats are classified under "Private permanent housing" in the 2001 Population Census and the 2006 Population By-census. In the 1996 Population By-census, Housing Society subsidized sale flats included flats that can be traded in open market. These flats are classified under "Private permanent housing" in the 2001 Population Census and the 2006 Population By-census.  
 (5) The figures include persons living on board vessels.

## 7. 十八歲以下的單親子女

## 7. Children Aged Under 18 of Single Parents

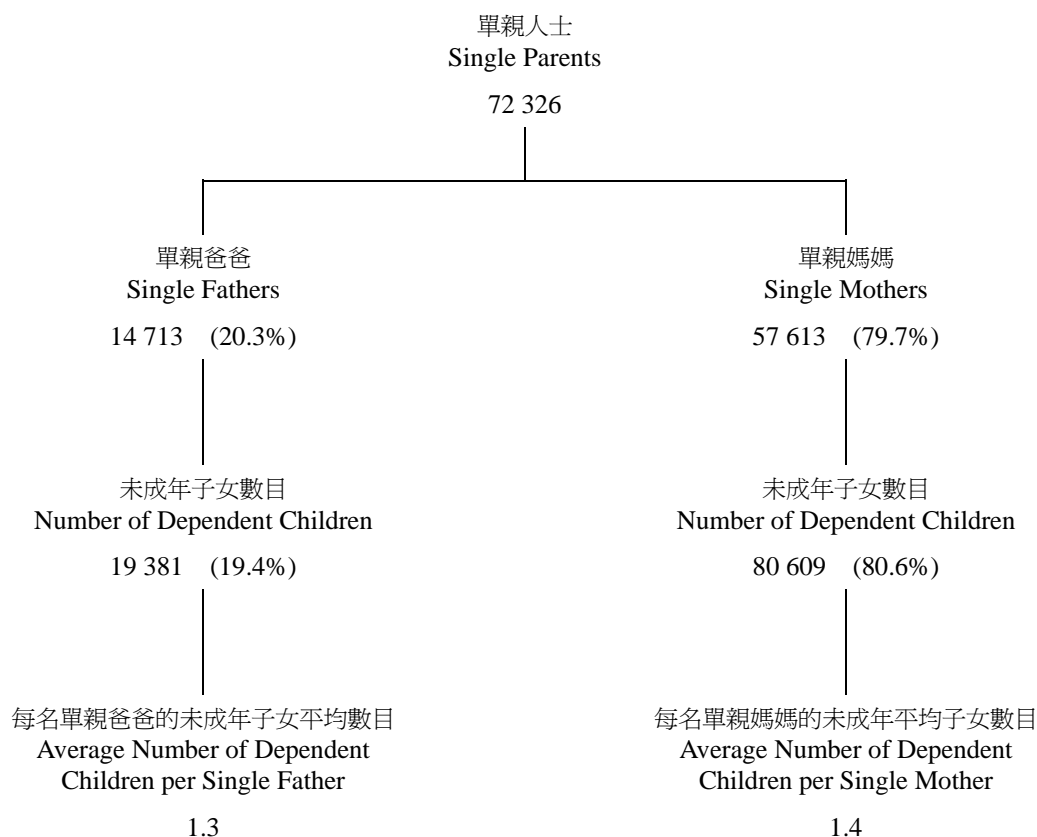
### 未成年子女數目

7.1 在二零零六年，共有 99 990 名未滿十八歲的子女（亦稱未成年子女）與 72 326 名單親人士一起居住。他／她們大部分（或 80.6%）是與單親媽媽同住，只有 19.4% 是與單親爸爸居住。因此，每名單親媽媽的未成年子女平均數目是 1.4 名，較單親爸爸的 1.3 名為高。（圖 7.1）

### Number of Dependent Children

7.1 There were a total of 99 990 children aged under 18 (also referred to as dependent children) living with 72 326 single parents in 2006. Majority (or 80.6%) of the dependent children were living with single mothers, whilst only 19.4% lived with single fathers. Hence, the average number of dependent children for single mothers was 1.4, higher than that of 1.3 for single fathers. (Chart 7.1)

圖 7.1 二零零六年單親人士的選定人口特徵  
Chart 7.1 Selected Demographic Characteristics of Single Parents, 2006



7.2 大部分的單親人士是與一個未成年子女同住，而這比例在過去十年持續上升，由一九九六年的 63.0% 上升至二零零一年的 65.1%，再上升至二零零六年的 67.7%。相反地，有兩名、三名及四名或以上未成年子女的單親人士的比例於同期間均下降，特別是有三名及以上未成年子女的單親人士。因此，每名單親人士的未成年子女平均數目由一九九六年的 1.5 名下降至二零零六年的 1.4 名。（表 7.1）

7.2 Most of the single parents lived with one dependent child and the proportion rose continuously in the past ten years from 63.0% in 1996, to 65.1% in 2001 and further to 67.7% in 2006. On the contrary, the proportions of single parents with two dependent children, three dependent children and four or more dependent children all dropped over the same period, especially for those with three and more dependent children. As a result, the average number of dependent children for a single parent dropped from 1.5 in 1996 to 1.4 in 2006. (Table 7.1)

**表 7.1 一九九六年、二零零一年及二零零六年按性別及未成年子女數目劃分的單親人士數目**  
**Table 7.1 Single Parents by Sex and Number of Dependent Children, 1996, 2001 and 2006**

性別 Sex	未成年子女數目 Number of Dependent Children	1996		2001		2006	
		數目 Number	百分比 %	數目 Number	百分比 %	數目 Number	百分比 %
男性 Male	1	7 681	64.5	9 676	72.3	10 617	72.2
	2	3 202	26.9	3 117	23.3	3 596	24.4
	3	840	7.1	495	3.7	438	3.0
	4+	184	1.5	100	0.7	62	0.4
	小計 Sub-total	11 907	100.0	13 388	100.0	14 713	100.0
女性 Female	1	18 956	62.4	28 385	63.0	38 315	66.5
	2	9 115	30.0	13 291	29.5	16 256	28.2
	3	1 937	6.4	2 732	6.1	2 446	4.2
	4+	394	1.3	664	1.5	596	1.0
	小計 Sub-total	30 402	100.0	45 072	100.0	57 613	100.0
合計 Both sexes	1	26 637	63.0	38 061	65.1	48 932	67.7
	2	12 317	29.1	16 408	28.1	19 852	27.4
	3	2 777	6.6	3 227	5.5	2 884	4.0
	4+	578	1.4	764	1.3	658	0.9
	總計 Total	42 309	100.0	58 460	100.0	72 326	100.0
未成年子女平均數目 Average Number of Dependent Children							
男性 Male		1.5		1.3		1.3	
女性 Female		1.5		1.4		1.4	
合計 Both sexes		1.5		1.4		1.4	

## 未成年子女的年齡及性別

## Age and Sex of Dependent Children

7.3 在二零零六年，99 990 名單親人士未成年子女當中，51.7% 為男童及 48.3% 為女童。這分布在過去十年大致相同。（表 7.2）

7.3 In 2006, among the 99 990 dependent children of single parents, 51.7% were boys and 48.3% were girls. The distribution was similar over the past ten years. (Table 7.2)

**表 7.2 一九九六年、二零零一年及二零零六年按單親人士性別及子女性別劃分的單親人士的未成年子女數目**

**Table 7.2 Dependent Children of Single Parents by Sex of Single Parents and Sex of Children, 1996, 2001 and 2006**

子女性別 Sex of Children	1996		2001		2006	
	數目 Number	百分比 %	數目 Number	百分比 %	數目 Number	百分比 %
與單親爸爸同住的未成年子女 Dependent children living with single fathers						
男性 Male	9 565	54.9	9 543	55.8	10 957	56.5
女性 Female	7 846	45.1	7 566	44.2	8 424	43.5
合計 Both sexes	17 411	100.0	17 109	100.0	19 381	100.0
與單親媽媽同住的未成年子女 Dependent children living with single mothers						
男性 Male	22 357	50.1	32 393	50.2	40 732	50.5
女性 Female	22 282	49.9	32 142	49.8	39 877	49.5
合計 Both sexes	44 639	100.0	64 535	100.0	80 609	100.0
所有與單親人士同住的未成年子女 All dependent children living with single parents						
男性 Male	31 922	51.4	41 936	51.4	51 689	51.7
女性 Female	30 128	48.6	39 708	48.6	48 301	48.3
合計 Both sexes	62 050	100.0	81 644	100.0	99 990	100.0

7.4 未成年子女的年齡分布在過去十年有輕微轉變。青少年（年齡介乎十二至十七歲）仍佔未成年子女的最大比例。而在二零零六年，年幼的未成年子女（五歲以下的小孩）比例為 8.1%，較一九九六年的 9.7% 及二零零一年的 10.8% 為低。（表 7.3）

7.4 There were slight changes in the age distribution of the dependent children in the past ten years. Teenage children (aged between 12 and 17) remained the largest proportion of dependent children throughout 1991 and 2006. The proportion of young dependent children (those aged under 5) in 2006 was 8.1%, lower than that of 9.7% in 1996 and 10.8% in 2001. (Table 7.3)

7.5 與單親爸爸同住的未成年子女在年齡分布上和與單親媽媽同住的未成年子女相若。可是在二零零六年的二歲以下嬰兒與單親媽媽同住的機會較所有未成年子女為高，分別是 86.2% 及 80.6%。（表 7.3）

7.5 The age distribution of dependent children living with single fathers and that of dependent children living with single mothers was very similar. However, it is noted that babies aged under 2 were more likely to live with single mothers with 86.2% of them doing so in 2006, as compared to the 80.6% for all dependent children. (Table 7.3)

表 7.3 一九九六年、二零零一年及二零零六年按單親人士性別及子女年齡組別劃分的單親人士的未成年子女數目

Table 7.3 Dependent Children of Single Parents by Sex of Single Parents and Age Group of Children, 1996, 2001 and 2006

子女年齡組別 Age Group of Children	1996		2001		2006	
	數目 Number	百分比 %	數目 Number	百分比 %	數目 Number	百分比 %
與單親爸爸同住的未成年子女 Dependent children living with single fathers						
< 2	254	1.5	238	1.4	175	0.9
2 - 5	1 552	8.9	1 884	11.0	1 959	10.1
6 - 11	5 252	30.2	5 877	34.4	7 188	37.1
12 - 17	10 353	59.5	9 110	53.2	10 059	51.9
小計 Sub-total	17 411	100.0	17 109	100.0	19 381	100.0
與單親媽媽同住的未成年子女 Dependent children living with single mothers						
< 2	457	1.0	1 031	1.6	1 095	1.4
2 - 5	3 728	8.4	5 679	8.8	4 865	6.0
6 - 11	13 855	31.0	22 521	34.9	25 345	31.4
12 - 17	26 599	59.6	35 304	54.7	49 304	61.2
小計 Sub-total	44 639	100.0	64 535	100.0	80 609	100.0
所有與單親人士同住的未成年子女 All dependent children living with single parents						
< 2	711	1.1	1 269	1.6	1 270	1.3
2 - 5	5 280	8.5	7 563	9.3	6 824	6.8
6 - 11	19 107	30.8	28 398	34.8	32 533	32.5
12 - 17	36 952	59.6	44 414	54.4	59 363	59.4
總計 Total	62 050	100.0	81 644	100.0	99 990	100.0

## 未成年子女的經濟活動身分

7.6 在二零零六年，共有 92.5% 的單親人士的未成年子女為學生，較一九九六年的 91.2% 為高，反映單親家庭子女受教育的機會較之前有所提高。而另一方面，在職子女所佔比重在十年間則由 3.8% 下降至 3.6%。（表 7.4）

7.7 在身分為學生的單親子女當中，58.8% 年齡介乎十二至十七歲，而年齡介乎六至十一歲的則佔 35.1%。與父親同住的單親子女的經濟活動身分和與母親同住的子女的並無顯著分別。（表 7.4）

## Economic Activity Status of Dependent Children

7.6 In 2006, among the dependent children of the single parents, 92.5% were students, which was larger than the 91.2% recorded in 1996, reflecting that children in single parent families had greater education opportunities than before. On the other hand, the proportion of children who were working decreased from 3.8% to 3.6% over the past ten years. (Table 7.4)

7.7 Among those dependent children who were students, 58.8% were aged between 12 and 17 while 35.1% were aged between 6 and 11. There was no significant difference between the economic activity status of children living with single father and that of children living with single mother. (Table 7.4)

**表 7.4 一九九六年、二零零一年及二零零六年按單親人士性別、子女的經濟活動身分及子女年齡組別劃分的單親人士的未成年子女數目**

**Table 7.4 Dependent Children of Single Parents by Sex of Single Parents, Economic Activity Status of Children and Age Group of Children, 1996, 2001 and 2006**

子女的經濟活動身分 Economic Activity Status of Children	子女年齡組別 Age Group of Children	1996		2001		2006	
		數目 Number	百分比 %	數目 Number	百分比 %	數目 Number	百分比 %
與單親爸爸同住的未成年子女 Dependent children living with single fathers							
在職 Working	< 2	..	..	..	..	..	..
	2 - 5	..	..	..	..	..	..
	6 - 11	..	..	..	..	..	..
	12 - 17	729	100.0	587	100.0	711	100.0
	小計 Sub-total	729	100.0	587	100.0	711	100.0
在學 <sup>(1)</sup> Students <sup>(1)</sup>	< 2	..	..	..	..	.. <sup>(2)</sup>	.. <sup>(2)</sup>
	2 - 5	1 362	8.7	1 582	10.2	1 581 <sup>(2)</sup>	8.9 <sup>(2)</sup>
	6 - 11	5 238	33.3	5 877	37.9	7 180	40.3
	12 - 17	9 107	58.0	8 041	51.9	9 064	50.8
	小計 Sub-total	15 707	100.0	15 500	100.0	17 825	100.0
其他 <sup>(3)</sup> Others <sup>(3)</sup>	< 2	254	26.1	238	23.3	175	20.7
	2 - 5	190	19.5	302	29.5	378	44.7
	6 - 11	14	1.4	-	-	8	0.9
	12 - 17	517	53.0	482	47.2	284	33.6
	小計 Sub-total	975	100.0	1 022	100.0	845	100.0
總計 Total	< 2	254	1.5	238	1.4	175	0.9
	2 - 5	1 552	8.9	1 884	11.0	1 959	10.1
	6 - 11	5 252	30.2	5 877	34.4	7 188	37.1
	12 - 17	10 353	59.5	9 110	53.2	10 059	51.9
	小計 Sub-total	17 411	100.0	17 109	100.0	19 381	100.0
與單親媽媽同住的未成年子女 Dependent children living with single mothers							
在職 Working	< 2	..	..	..	..	..	..
	2 - 5	..	..	..	..	..	..
	6 - 11	..	..	..	..	..	..
	12 - 17	1 644	100.0	1 605	100.0	2 904	100.0
	小計 Sub-total	1 644	100.0	1 605	100.0	2 904	100.0
在學 <sup>(1)</sup> Students <sup>(1)</sup>	< 2	..	..	..	..	.. <sup>(2)</sup>	.. <sup>(2)</sup>
	2 - 5	3 239	7.9	4 879	8.2	3 987 <sup>(2)</sup>	5.3 <sup>(2)</sup>
	6 - 11	13 827	33.8	22 498	37.7	25 335	33.9
	12 - 17	23 816	58.3	32 269	54.1	45 367	60.7
	小計 Sub-total	40 882	100.0	59 646	100.0	74 689	100.0
其他 <sup>(3)</sup> Others <sup>(3)</sup>	< 2	457	21.6	1 031	31.4	1 095	36.3
	2 - 5	489	23.1	800	24.4	878	29.1
	6 - 11	28	1.3	23	0.7	10	0.3
	12 - 17	1 139	53.9	1 430	43.5	1 033	34.3
	小計 Sub-total	2 113	100.0	3 284	100.0	3 016	100.0
總計 Total	< 2	457	1.0	1 031	1.6	1 095	1.4
	2 - 5	3 728	8.4	5 679	8.8	4 865	6.0
	6 - 11	13 855	31.0	22 521	34.9	25 345	31.4
	12 - 17	26 599	59.6	35 304	54.7	49 304	61.2
	小計 Sub-total	44 639	100.0	64 535	100.0	80 609	100.0

表 7.4 一九九六年、二零零一年及二零零六年按單親人士性別、子女的經濟活動身分及子女年齡組別劃分的單親人士的未成年子女數目 (續)

Table 7.4 Dependent Children of Single Parents by Sex of Single Parents, Economic Activity Status of Children and Age Group of Children, 1996, 2001 and 2006 (Cont'd.)

子女的經濟活動身分 Economic Activity Status of Children	子女年齡組別 Age Group of Children	1996		2001		2006	
		數目 Number	百分比 %	數目 Number	百分比 %	數目 Number	百分比 %
所有與單親人士同住的未成年子女 All dependent children living with single parents							
在職 Working	< 2	..	..	..	..	..	..
	2 - 5	..	..	..	..	..	..
	6 - 11	..	..	..	..	..	..
	12 - 17	2 373	100.0	2 192	100.0	3 615	100.0
	小計 Sub-total	2 373	100.0	2 192	100.0	3 615	100.0
在學 <sup>(1)</sup> Students <sup>(1)</sup>	< 2	..	..	..	..	..	..
	2 - 5	4 601	8.1	6 461	8.6	5 568 <sup>(2)</sup>	6.0 <sup>(2)</sup>
	6 - 11	19 065	33.7	28 375	37.8	32 515	35.1
	12 - 17	32 923	58.2	40 310	53.6	54 431	58.8
	小計 Sub-total	56 589	100.0	75 146	100.0	92 514	100.0
其他 <sup>(3)</sup> Others <sup>(3)</sup>	< 2	711	23.0	1 269	29.5	1 270	32.9
	2 - 5	679	22.0	1 102	25.6	1 256	32.5
	6 - 11	42	1.4	23	0.5	18	0.5
	12 - 17	1 656	53.6	1 912	44.4	1 317	34.1
	小計 Sub-total	3 088	100.0	4 306	100.0	3 861	100.0
總計 Total	< 2	711	1.1	1 269	1.6	1 270	1.3
	2 - 5	5 280	8.5	7 563	9.3	6 824	6.8
	6 - 11	19 107	30.8	28 398	34.8	32 533	32.5
	12 - 17	36 952	59.6	44 414	54.4	59 363	59.4
	總計 Total	62 050	100.0	81 644	100.0	99 990	100.0

註釋：(1) 這些數字包括在幼稚園及幼兒中心就讀的兒童。

(2) 與分別以該年三月作點算時刻的一九九六年中期人口統計及二零零一年人口普查不同，二零零六年六中期人口統計的點算時刻在七月中，而有關教育特徵的數據乃根據二零零六年上半年的情況作訪問。故此，在二零零六年七月中剛滿三歲的兒童可能因學期初還未達入學年齡的最低要求而在二零零六年上半年仍未入讀學前教育。

(3) 這些數字包括失業人士、料理家務者及其他非從事經濟活動人士。

Notes: (1) The figures include children being placed in kindergartens and child care centres.

(2) Being different from the 1996 Population By-census and the 2001 Population Census with the reference moment at mid-March of the respective years, the reference moment for the 2006 Population By-census was at mid-July, while data related to educational characteristics were enquired with reference to the first half of 2006. Hence, children just reaching age 3 in July 2006 might not be attending pre-primary education in the first half of 2006 as they had not yet reached the minimum age for entrance at the beginning of the school term.

(3) The figures include unemployed persons, home-makers and other economically inactive persons.

## 8. 地區特徵

### 單親人士的地區分布

8.1 在二零零六年，共有 56.1% 的單親人士在新界<sup>1</sup>居住，而居住在九龍及香港島的單親人士則分別佔 30.9% 及 13.0%。而整體人口在新界<sup>1</sup>、九龍及香港島的分布則分別為 52.1%、29.4% 及 18.5%。（表 8.1）

8.2 在過去十年，在香港島、九龍及新界<sup>1</sup>居住的單親人士數目分別錄得 26.8%、62.8% 及 91.7% 的增長。在這段期間，大部分的單親人士均在新界<sup>1</sup>居住，而其比重更在十年間由 50.0% 上升至 56.1%。在香港島及九龍居住的單親人士比重卻分別由十年前的 17.6% 及 32.4% 下降至二零零六年的 13.0% 及 30.9%。（表 8.1）

8.3 在二零零六年，居住了最多單親人士的首三個區議會分區分別為元朗（8 117 人，佔全部單親人士的 11.2%）、觀塘（7 694 人或 10.6%）及葵青（6 634 人或 9.2%）。而離島區<sup>1</sup>則居住了最少的單親人士（1 431 人或 2.0%）。（表 8.1）

8.4 按性別分析，單親爸爸與單親媽媽在二零零六年的地區分布大致相同。（表 8.1）

8.5 在九龍居住的單親人士佔在九龍與十八歲以下子女同住的曾經結婚人士的 5.7%，較香港島的 3.9% 及新界<sup>1</sup>的 5.0% 為高。而最高單親人士比例的首三個區議會分區分別是觀塘（6.6%）、葵青（6.3%）及元朗（5.9%）。（圖 8.1）

<sup>1</sup> 包括住在船艇上的人士。

## 8. Geographical Characteristics

### Geographical Distribution of Single Parents

8.1 In 2006, 56.1% of the single parents resided in the New Territories<sup>1</sup>, while 30.9% and 13.0% in Kowloon and on Hong Kong Island respectively. The corresponding proportions of the total population resided in these three areas were 52.1%, 29.4% and 18.5% respectively. (Table 8.1)

8.2 Over the past ten years, the number of single parents residing on Hong Kong Island, and in Kowloon and the New Territories<sup>1</sup> recorded increases of 26.8%, 62.8% and 91.7% respectively. The proportion of single parents in the New Territories<sup>1</sup> registered the largest share throughout 1996-2006, with the proportion increasing from 50.0% to 56.1%. The proportion of single parents on Hong Kong Island and in Kowloon, by contrast, declined from 17.6% and 32.4% ten years ago to 13.0% and 30.9% in 2006 respectively. (Table 8.1)

8.3 In 2006, the top three District Council Districts with the largest number of single parents residing therein were Yuen Long (8 117 or 11.2%), Kwun Tong (7 694 or 10.6%), and Kwai Tsing (6 634 or 9.2%), whereas the smallest number of single parents resided in Islands<sup>1</sup> (1 431 or 2.0%). (Table 8.1)

8.4 When analysed by sex, the distributions of single fathers and single mothers among the districts were similar in 2006. (Table 8.1)

8.5 Single parents constituted 5.7% of ever married persons living with children aged under 18 in Kowloon in 2006. This proportion was higher than that on Hong Kong Island (3.9%) and in the New Territories<sup>1</sup> (5.0%). The 3 District Council Districts with highest proportion of single parents were Kwun Tong (6.6%), Kwai Tsing (6.3%) and Yuen Long (5.9%). (Chart 8.1)

<sup>1</sup> Include persons living on board vessels.

**表 8.1 一九九六年、二零零一年及二零零六年按性別及區議會分區劃分的單親人士數目**  
**Table 8.1 Single Parents by Sex and District Council District, 1996, 2001 and 2006**

區議會分區 District Council District	1996		2001		2006	
	數目 Number	百分比 %	數目 Number	百分比 %	數目 Number	百分比 %
男性 Male						
香港島 Hong Kong Island						
中西區 Central and Western	315	2.6	370	2.8	359	2.4
灣仔 Wan Chai	322	2.7	252	1.9	244	1.7
東區 Eastern	863	7.2	1 081	8.1	917	6.2
南區 Southern	451	3.8	560	4.2	599	4.1
小計 Sub-total	1 951	16.4	2 263	16.9	2 119	14.4
九龍 Kowloon						
油尖旺 Yau Tsim Mong	524	4.4	575	4.3	463	3.1
深水埗 Sham Shui Po	659	5.5	816	6.1	442	3.0
九龍城 Kowloon City	602	5.1	590	4.4	680	4.6
黃大仙 Wong Tai Sin	917	7.7	864	6.5	1 008	6.9
觀塘 Kwun Tong	1 281	10.8	1 154	8.6	1 899	12.9
小計 Sub-total	3 983	33.5	3 999	29.9	4 492	30.5
新界 New Territories						
葵青 Kwai Tsing	864	7.3	1 091	8.1	1 056	7.2
荃灣 Tsuen Wan	380	3.2	450	3.4	624	4.2
屯門 Tuen Mun	1 143	9.6	1 167	8.7	1 452	9.9
元朗 Yuen Long	802	6.7	1 085	8.1	1 589	10.8
北區 North	556	4.7	672	5.0	603	4.1
大埔 Tai Po	757	6.4	808	6.0	689	4.7
沙田 Sha Tin	993	8.3	1 222	9.1	1 174	8.0
西貢 Sai Kung	348	2.9	498	3.7	654	4.4
離島 <sup>(1)</sup> Islands <sup>(1)</sup>	130	1.1	133	1.0	261	1.8
小計 Sub-total	5 973	50.2	7 126	53.2	8 102	55.1
全港 Whole territory	11 907	100.0	13 388	100.0	14 713	100.0

**表 8.1 一九九六年、二零零一年及二零零六年按性別及區議會分區劃分的單親人士數目 (續)**  
**Table 8.1 Single Parents by Sex and District Council District, 1996, 2001 and 2006 (Cont'd.)**

區議會分區 District Council District	1996		2001		2006	
	數目 Number	百分比 %	數目 Number	百分比 %	數目 Number	百分比 %
女性 Female						
香港島 Hong Kong Island						
中西區 Central and Western	868	2.9	1 072	2.4	880	1.5
灣仔 Wan Chai	814	2.7	830	1.8	868	1.5
東區 Eastern	2 528	8.3	3 507	7.8	4 061	7.0
南區 Southern	1 278	4.2	1 592	3.5	1 504	2.6
小計 Sub-total	5 488	18.1	7 001	15.5	7 313	12.7
九龍 Kowloon						
油尖旺 Yau Tsim Mong	1 141	3.8	2 048	4.5	2 332	4.0
深水埗 Sham Shui Po	1 680	5.5	2 711	6.0	3 206	5.6
九龍城 Kowloon City	2 024	6.7	2 502	5.6	2 746	4.8
黃大仙 Wong Tai Sin	1 847	6.1	2 799	6.2	3 758	6.5
觀塘 Kwun Tong	3 037	10.0	3 882	8.6	5 795	10.1
小計 Sub-total	9 729	32.0	13 942	30.9	17 837	31.0
新界 New Territories						
葵青 Kwai Tsing	2 200	7.2	3 068	6.8	5 578	9.7
荃灣 Tsuen Wan	1 030	3.4	1 599	3.5	2 103	3.7
屯門 Tuen Mun	3 077	10.1	4 203	9.3	4 899	8.5
元朗 Yuen Long	1 822	6.0	4 080	9.1	6 528	11.3
北區 North	1 247	4.1	2 404	5.3	2 436	4.2
大埔 Tai Po	1 550	5.1	2 624	5.8	2 345	4.1
沙田 Sha Tin	3 221	10.6	4 044	9.0	4 589	8.0
西貢 Sai Kung	812	2.7	1 677	3.7	2 815	4.9
離島 <sup>(1)</sup> Islands <sup>(1)</sup>	226	0.7	430	1.0	1 170	2.0
小計 Sub-total	15 185	49.9	24 129	53.5	32 463	56.3
全港 Whole territory	30 402	100.0	45 072	100.0	57 613	100.0

**表 8.1 一九九六年、二零零一年及二零零六年按性別及區議會分區劃分的單親人士數目（續）**  
**Table 8.1 Single Parents by Sex and District Council District, 1996, 2001 and 2006 (Cont'd.)**

區議會分區 District Council District	1996		2001		2006	
	數目 Number	百分比 %	數目 Number	百分比 %	數目 Number	百分比 %
合計 Both sexes						
香港島 Hong Kong Island						
中西區 Central and Western	1 183	2.8	1 442	2.5	1 239	1.7
灣仔 Wan Chai	1 136	2.7	1 082	1.9	1 112	1.5
東區 Eastern	3 391	8.0	4 588	7.8	4 978	6.9
南區 Southern	1 729	4.1	2 152	3.7	2 103	2.9
小計 Sub-total	7 439	17.6	9 264	15.8	9 432	13.0
九龍 Kowloon						
油尖旺 Yau Tsim Mong	1 665	3.9	2 623	4.5	2 795	3.9
深水埗 Sham Shui Po	2 339	5.5	3 527	6.0	3 648	5.0
九龍城 Kowloon City	2 626	6.2	3 092	5.3	3 426	4.7
黃大仙 Wong Tai Sin	2 764	6.5	3 663	6.3	4 766	6.6
觀塘 Kwun Tong	4 318	10.2	5 036	8.6	7 694	10.6
小計 Sub-total	13 712	32.4	17 941	30.7	22 329	30.9
新界 New Territories						
葵青 Kwai Tsing	3 064	7.2	4 159	7.1	6 634	9.2
荃灣 Tsuen Wan	1 410	3.3	2 049	3.5	2 727	3.8
屯門 Tuen Mun	4 220	10.0	5 370	9.2	6 351	8.8
元朗 Yuen Long	2 624	6.2	5 165	8.8	8 117	11.2
北區 North	1 803	4.3	3 076	5.3	3 039	4.2
大埔 Tai Po	2 307	5.5	3 432	5.9	3 034	4.2
沙田 Sha Tin	4 214	10.0	5 266	9.0	5 763	8.0
西貢 Sai Kung	1 160	2.7	2 175	3.7	3 469	4.8
離島 <sup>(1)</sup> Islands <sup>(1)</sup>	356	0.8	563	1.0	1 431	2.0
小計 Sub-total	21 158	50.0	31 255	53.5	40 565	56.1
全港 Whole territory	42 309	100.0	58 460	100.0	72 326	100.0

註釋：(1) 這些數字包括住在船艇上的人士。

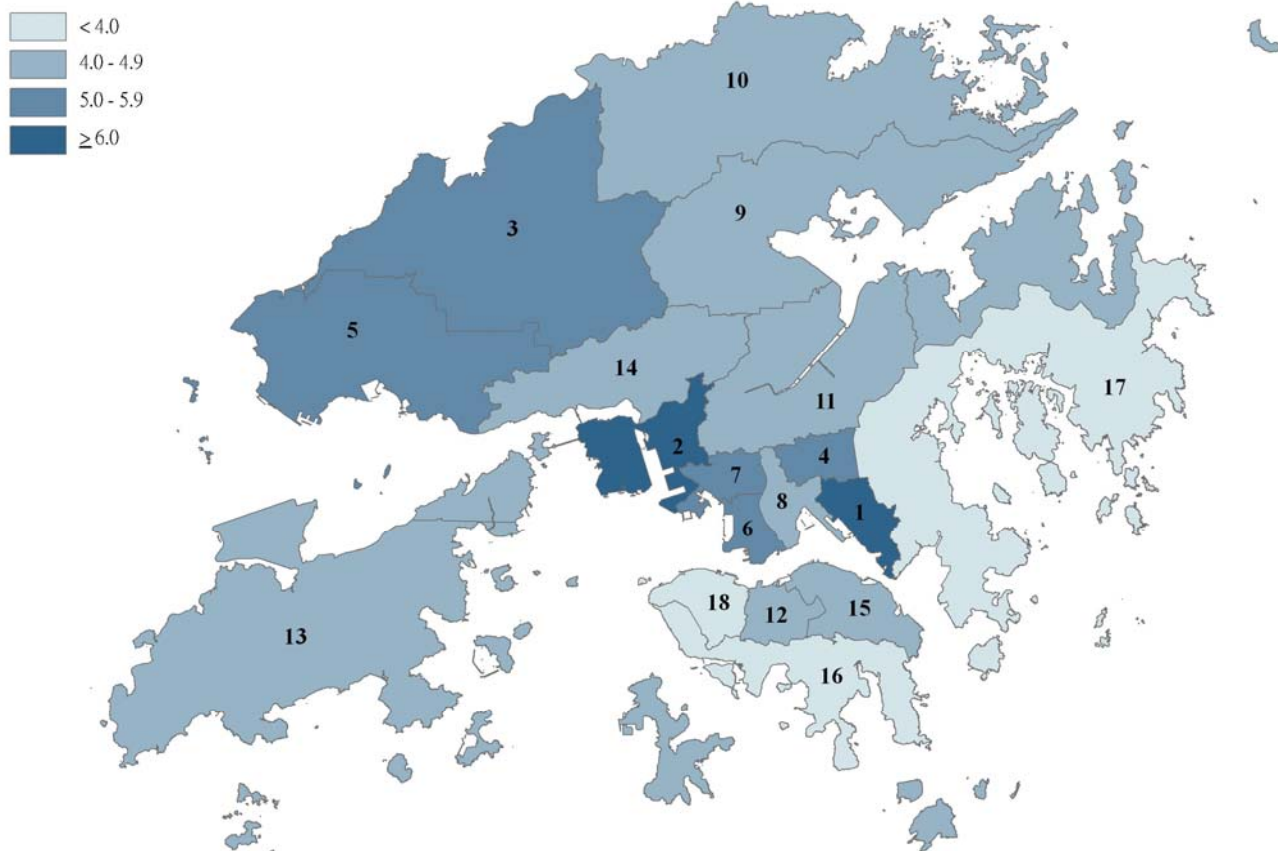
Note: (1) The figures include persons living on board vessels.

**圖 8.1 二零零六年按區議會分區劃分的單親人士佔與十八歲以下子女同住的曾經結婚人士的比例**

**Chart 8.1 Proportion of Single Parents to Ever Married Persons Living with Child(ren) Aged Under 18 by District Council District, 2006**

單親人士佔與十八歲以下子女同住的曾經結婚人士的比例 (百分比)

Proportion of Single Parents to Ever Married Persons Living with Child(ren) Aged Under 18 (%)



© 複製地圖資料已取得香港地政總署署長許可。

Map data reproduced with permission of the Director of Lands © Hong Kong.

級別 Rank	區議會分區 District Council District	單親人士佔與十八歲 以下子女同住的 曾經結婚人士的比例 Proportion of Single Parents to Ever Married Persons Living with Child(ren) Aged Under 18	級別 Rank	區議會分區 District Council District	單親人士佔與十八歲 以下子女同住的 曾經結婚人士的比例 Proportion of Single Parents to Ever Married Persons Living with Child(ren) Aged Under 18	級別 Rank	區議會分區 District Council District	單親人士佔與十八歲 以下子女同住的 曾經結婚人士的比例 Proportion of Single Parents to Ever Married Persons Living with Child(ren) Aged Under 18
1	觀塘 Kwun Tong	6.6%	7	深水埗 Sham Shui Po	5.4%	13	離島 Islands	4.5%
2	葵青 Kwai Tsing	6.3%	8	九龍城 Kowloon City	4.9%	14	荃灣 Tsuen Wan	4.4%
3	元朗 Yuen Long	5.9%	9	大埔 Tai Po	4.7%	15	東區 Eastern	4.3%
4	黃大仙 Wong Tai Sin	5.8%	10	北區 North	4.6%	16	南區 Southern	3.8%
5	屯門 Tuen Mun	5.7%	11	沙田 Sha Tin	4.5%	17	西貢 Sai Kung	3.6%
6	油尖旺 Yau Tsim Mong	5.5%	12	灣仔 Wan Chai	4.5%	18	中西區 Central & Western	2.6%

8.6 由於單親人士的未成年子女是與其父或母同住，因此這些兒童的地區分布與單親人士大致相若。（表 8.2）

8.6 Given that the dependent children to single parents lived with their fathers or mothers, the geographical distribution of these children was very similar to that of the single parents. (Table 8.2)

表 8.2 一九九六年、二零零一年及二零零六年按區議會分區劃分的單親人士的未成年子女數目

Table 8.2 Dependent Children of Single Parents by District Council District, 1996, 2001 and 2006

區議會分區 District Council District	1996		2001		2006	
	未成年子女數目 Number of Dependent Children	百分比 %	未成年子女數目 Number of Dependent Children	百分比 %	未成年子女數目 Number of Dependent Children	百分比 %
香港島 Hong Kong Island						
中西區 Central and Western	1 533	2.5	1 911	2.3	1 589	1.6
灣仔 Wan Chai	1 577	2.5	1 457	1.8	1 537	1.5
東區 Eastern	4 499	7.3	6 131	7.5	6 709	6.7
南區 Southern	2 594	4.2	2 947	3.6	2 867	2.9
小計 Sub-total	10 203	16.4	12 446	15.2	12 702	12.7
九龍 Kowloon						
油尖旺 Yau Tsim Mong	2 218	3.6	3 433	4.2	3 539	3.5
深水埗 Sham Shui Po	3 445	5.6	4 909	6.0	4 927	4.9
九龍城 Kowloon City	3 634	5.9	4 317	5.3	4 547	4.5
黃大仙 Wong Tai Sin	4 226	6.8	5 347	6.5	6 642	6.6
觀塘 Kwun Tong	6 285	10.1	7 007	8.6	10 747	10.7
小計 Sub-total	19 808	31.9	25 013	30.6	30 402	30.4
新界 New Territories						
葵青 Kwai Tsing	4 451	7.2	5 872	7.2	9 023	9.0
荃灣 Tsuen Wan	1 930	3.1	2 692	3.3	3 669	3.7
屯門 Tuen Mun	6 515	10.5	7 442	9.1	8 724	8.7
元朗 Yuen Long	4 266	6.9	7 591	9.3	11 936	11.9
北區 North	2 926	4.7	4 412	5.4	4 182	4.2
大埔 Tai Po	3 581	5.8	5 162	6.3	4 368	4.4
沙田 Sha Tin	6 081	9.8	7 257	8.9	7 944	7.9
西貢 Sai Kung	1 741	2.8	2 992	3.7	4 787	4.8
離島 <sup>(1)</sup> Islands <sup>(1)</sup>	548	0.9	765	0.9	2 253	2.3
小計 Sub-total	32 039	51.6	44 185	54.1	56 886	56.9
全港 Whole territory	62 050	100.0	81 644	100.0	99 990	100.0

註釋：(1) 這些數字包括住在船艇上的人士。

Note : (1) The figures include persons living on board vessels.

## 按區議會分區劃分的單親人士及其未成年子女的特徵

8.7 在二零零六年居住在十八個區議會分區的單親人士及其未成年子女的特徵有一些差異。以下段落描述選定的特徵。

8.8 居住在黃大仙區的單親爸爸是所有區議會分區中最年輕的，其年齡中位數是 42 歲。相反地，灣仔的單親爸爸的年齡中位數最高，為 52 歲。（表 8.3）

8.9 在二零零六年，每名單親爸爸平均有 1.3 名未成年子女。離島區<sup>1</sup>的單親爸爸的平均未成年子女數目在十八區中最高，是 1.7 名，而中西區、灣仔、東區、深水埗、九龍城及屯門的單親爸爸的平均未成年子女數目則為最低，是 1.2 名。（表 8.3）

8.10 屯門及元朗區的單親媽媽是十八區中最年輕的，其年齡中位數是 41 歲。另一方面，灣仔及南區的單親媽媽的年齡中位數最高，是 44 歲。（表 8.3）

8.11 與單親媽媽同住的平均未成年子女數目較單親爸爸多，分別是 1.4 名及 1.3 名。在十八區中，離島區<sup>1</sup>的單親媽媽的平均未成年子女數目最高，是 1.6 名，而中西區、油尖旺、九龍城、葵青及荃灣單親媽媽的平均未成年子女數目最低，是 1.3 名。（表 8.3）

## Characteristics of Single Parents and Their Dependent Children by District Council Districts

8.7 There were some differences in the characteristics of single parents and their dependent children residing in the 18 District Council Districts in 2006. Selected features are highlighted in the following paragraphs.

8.8 Single fathers living in Wong Tai Sin were the youngest among the District Council Districts with a median age of 42. In contrast, the highest median age of single fathers was reported in Wan Chai at 52. (Table 8.3)

8.9 The average number of dependent children to each single father was 1.3 in 2006. Among the 18 districts, the largest average number of dependent children was recorded for single fathers living in Islands<sup>1</sup> (the average number being 1.7), while the smallest average number of 1.2 dependent children was recorded for the single fathers in Central and Western, Wan Chai, Eastern, Sham Shui Po, Kowloon City, and Tuen Mun. (Table 8.3)

8.10 For single mothers, it is noted that those living in Tuen Mun and Yuen Long were the youngest amidst the 18 districts with a median age of 41. On the other hand, the median age of single mothers in Wai Chai and Southern were the highest at 44. (Table 8.3)

8.11 There was on average more dependent children living with single mothers than single fathers, the average number being 1.4 and 1.3 respectively. Among the 18 districts, the largest average number of dependent children was recorded for single mothers living in Islands<sup>1</sup> (the average number being 1.6), while the smallest average of 1.3 was recorded for single mothers in Central and Western, Yau Tsim Mong, Kowloon City, Kwai Tsing and Tsuen Wan. (Table 8.3)

<sup>1</sup> 包括住在船艇上的人士。

<sup>1</sup> Include persons living on board vessels.

表 8.3 二零零六年按區議會分區劃分的單親爸爸／媽媽的年齡中位數、平均未成年子女數目及未成年子女的年齡中位數

Table 8.3 Median Age, Average Number of Dependent Children and Median Age of Dependent Children of Single Fathers/Mothers by District Council District, 2006

區議會分區 District Council District	單親爸爸 Single Fathers			單親媽媽 Single Mothers			合計 Overall		
	年齡 中位數 Median Age	平均 未成年 子女數目 Average Number of Dependent Children	未成年子 女的年齡 中位數 Median Age of Dependent Children	年齡 中位數 Median Age	平均 未成年 子女數目 Average Number of Dependent Children	未成年子 女的年齡 中位數 Median Age of Dependent Children	年齡 中位數 Median Age	平均 未成年 子女數目 Average Number of Dependent Children	未成年子 女的年齡 中位數 Median Age of Dependent Children
香港島 Hong Kong Island									
中西區 Central and Western	43	1.2	11	43	1.3	13	43	1.3	12
灣仔 Wan Chai	52	1.2	13	44	1.4	13	46	1.4	13
東區 Eastern	45	1.2	13	43	1.4	13	43	1.3	13
南區 Southern	44	1.4	13	44	1.4	13	44	1.4	13
合計 Overall	45	1.3	13	43	1.4	13	44	1.3	13
九龍 Kowloon									
油尖旺 Yau Tsim Mong	43	1.3	10	42	1.3	12	43	1.3	12
深水埗 Sham Shui Po	47	1.2	11	42	1.4	13	43	1.4	13
九龍城 Kowloon City	47	1.2	12	42	1.3	12	42	1.3	12
黃大仙 Wong Tai Sin	42	1.3	11	42	1.4	13	42	1.4	13
觀塘 Kwun Tong	44	1.3	11	42	1.4	12	42	1.4	12
合計 Overall	44	1.3	11	42	1.4	13	42	1.4	12
新界 New Territories									
葵青 Kwai Tsing	45	1.4	11	42	1.3	13	42	1.4	13
荃灣 Tsuen Wan	43	1.4	10	42	1.3	13	42	1.3	12
屯門 Tuen Mun	44	1.2	11	41	1.4	13	42	1.4	12
元朗 Yuen Long	46	1.3	13	41	1.5	13	42	1.5	13
北區 North	45	1.3	11	42	1.4	13	43	1.4	13
大埔 Tai Po	46	1.5	13	42	1.4	13	43	1.4	13
沙田 Sha Tin	45	1.4	12	43	1.4	14	43	1.4	14
西貢 Sai Kung	45	1.4	12	43	1.4	14	43	1.4	13
離島 <sup>(1)</sup> Islands <sup>(1)</sup>	47	1.7	9	42	1.6	12	42	1.6	11
合計 Overall	45	1.4	12	42	1.4	13	42	1.4	13
全港 Whole territory	45	1.3	12	42	1.4	13	42	1.4	13

註釋：(1) 這些數字包括住在船艇上的人士。

Note: (1) The figures include persons living on board vessels.

# 中文詞彙釋義

## Definition of Terms in Chinese

## 中文詞彙釋義（按筆畫數目排列）

### Definition of Terms in Chinese (in order of number of strokes)

方括號內的數字為英文詞彙釋義內的相對編號

Number in square brackets indicates the corresponding reference number for Definition of Terms in English

- (1) **人口 (Population)**：指「居港人口」。居港人口包括「常住居民」和「流動居民」。「常住居民」指以下兩類人士：(一) 在點算時刻前的六個月內，在港逗留最少三個月，又或在點算時刻後的六個月內，在港逗留最少三個月的香港永久性居民，不論在點算時刻他們是否身在香港；及(二) 於點算時刻在港的香港非永久性居民。至於「流動居民」，則指在點算時刻前的六個月內，在港逗留最少一個月但少於三個月，或在點算時刻後的六個月內，在港逗留最少一個月但少於三個月的香港永久性居民，不論在點算時刻他們是否身在香港。 [27]
- (2) **工作人口 (Working Population)**：請參看第 (32) 項「經濟活動身分」。 [33]
- (3) **平均每年增長率 (Average Annual Growth Rate)**：在計算一段時期的人口增長時，平均每年增長率是採用以下公式計算：

$$\frac{P_2}{P_1} = (1 + r)^n$$

$P_1$  = 在某段時期開始時的人口

$P_2$  = 在某段時期結束時的人口

$r$  = 平均每年增長率

$n$  = 該段時期的年數 [2]

- (4) **在港居住年期 (Duration of Residence in Hong Kong)**：計算受訪者在港居住的總年數（以整年計），離港超過六個月或以上的期間不計算在內。 [8]
- (5) **年齡 (Age)**：指一個人出生後所度過完整年數。答案由出生年月推算得出。 [1]
- (6) **年齡中位數 (Median Age)**：顯示人口平均年齡的一種指標，人口總數百分之五十在這年齡之上，而其餘的百分之五十在這年齡之下。 [18]
- (7) **行業 (Industry)**：在點算時刻前的七天內，受訪者的工作機構主要生產的貨品或提供的服務類別。行業包括的範圍如下：

**製造業 (Manufacturing)**：包括棉及其他紗線紡織、棉及其他布料的梭織及針織、漂染、印染、整理、衣著用品製造、針織及其他紡織製成品、地氈、繩索、細繩、食品、飲品、煙草、鞋履、皮革製品、橡膠製品、塑膠製品、木製品、紙品、金屬製品、機械、化學品、化學產品、玻璃及陶器。

**建造業 (Construction)**：包括樓宇建造、土木工程、鋪設水管、鋪設電線、安裝及維修冷氣系統。

**批發、零售、進出口貿易、飲食及酒店業 (Wholesale, retail and import/export trades, restaurants and hotels)**：包括批發及零售業、進出口貿易業、小販、非固定行業的經紀、其他商業代理人、酒樓、咖啡室、酒店及旅舍。

**運輸、倉庫及通訊業 (Transport, storage and communications)**：包括陸路運輸、海上運輸及空運業、運輸業的附帶服務、貨棧及倉庫、郵政及電訊業。

**金融、保險、地產及商用服務業 (Financing, insurance, real estate and business services)**：包括金融、保險、地產；律師、會計師、核數師、建築師、測量師及廣告公司的辦事處及資料

處理服務。

*社區、社會及個人服務業 (Community, social and personal services)*：包括政府服務、教育服務、醫療、牙科及其他保健服務、衛生服務、福利機構、宗教團體、電影院及劇院、電台及電視台、圖書館及博物館、電器修理店、車輛維修店以及其他家庭及個人服務。

*其他 (Others)*：包括「農業及漁業」、「採礦及採石業」、「電力、燃氣及水務業」等行業，及報稱的行業不能分類或描述不足。 [14]

- (8) **住戶人數 (Household Size)**：指家庭住戶中的人口數目。 [13]
- (9) **住戶結構 (Household Composition)**：住戶結構是根據住戶內各人與戶主的關係，以及他們之間的配偶、父母、子女關係的資料而得出的。它顯示了家庭核心數目及家庭核心與其他住戶成員之間的關係。家庭核心指一對沒有子女的夫婦、有一名或以上未婚子女的夫婦、或有一名或以上未婚子女的單親家長（父親或母親）。各類住戶結構如下：

*單人住戶 (One person)*：只有一個人的家庭。

*未擴展的單核心家庭住戶 (One unextended nuclear family)*：由一個家庭核心而無其他親屬組成的住戶。

*垂直擴展的單核心家庭住戶 (One vertically extended nuclear family)*：由一個家庭核心及一名或以上不同代的親屬所組成的住戶。這類住戶可包括或不包括其他屬同一代的親屬。

*平向擴展的單核心家庭住戶 (One horizontally extended nuclear family)*：由一個家庭核心及一名或以上同一代親屬所組成的住戶。這個住戶內沒有其他屬於另一代的親屬。

*多個核心家庭住戶 (Two or more nuclear families)*：由兩個或以上家庭核心所組成的住戶，其成員可以有或沒有親屬關係。

*有親屬關係人士的非核心家庭住戶 (Related persons forming no nuclear family)*：由一羣有親屬關係但未能形成一個家庭核心的人士所組成。這些住戶可包括或不包括一些沒有親屬關係的成員。

*只包括無親屬關係人士住戶 (Unrelated persons only)*：由一羣無親屬關係人士所組成的住戶。 [12]

- (10) **每月所有職業收入 (Monthly Income from All Employment)**：每月從所有職業所得的收入，即每月主要職業收入及每月其他職業收入的總和。對於僱主或自營業者來說，這是指扣除營運開支後從所有業務所賺得的收入。對於僱員來說，則是指從所有工作所賺取的全部收入，包括薪金或工資、花紅、佣金、逾時工作補薪、房屋津貼、小賬及其他現金津貼，但不包括年終花紅及雙糧。所記金額以二零零六年六月的收入計算。 [24]
- (11) **每月所有職業收入中位數 (Median Monthly Income from All Employment)**：每月所有職業收入的一種平均值，百分之五十的工作人口，他們的所有職業收入高於這數字，而其餘百分之五十，他們的主要職業收入低於這數字。請參看第 (10) 項「每月所有職業收入」。 [20]
- (12) **每月個人收入 (Monthly Personal Income)**：指受訪者於二零零六年六月份的總收入（包括他們由所有工作獲得的現金收入及其他現金收入）。 [25]
- (13) **每月個人收入中位數 (Median Monthly Personal Income)**：每月個人收入的一種平均值，百分之五十的人口，他們的個人收入高於這數字，而其餘百分之五十，他們的個人收入低於這數字。請參看第 (12) 項「每月個人收入」。 [21]

- (14) **居港人口 (Hong Kong Resident Population)**：居港人口包括「常住居民」和「流動居民」。「常住居民」指以下兩類人士：(一) 在點算時刻前的六個月內，在港逗留最少三個月，又或在點算時刻後的六個月內，在港逗留最少三個月的香港永久性居民，不論在點算時刻他們是否身在香港；及(二) 於點算時刻在香港的香港非永久性居民。至於「流動居民」，則指在點算時刻前的六個月內，在港逗留最少一個月但少於三個月，或在點算時刻後的六個月內，在港逗留最少一個月但少於三個月，不論在點算時刻他們是否身在香港。 [11]
- (15) **性別比率 (Sex Ratio)**：男性數目與每千名女性相對的比率。 [28]
- (16) **房屋類型 (Type of Housing)**：房屋類型按所屬建築物的類型，而建築物則按其建築材料種類、興建用途及負責建築的機構分類。

#### 永久性房屋 (Permanent housing)

##### 公營租住單位 (Public rental flats)

**房屋委員會租住單位 (Housing Authority rental flats)**：包括以前稱為政府廉租屋並由香港房屋委員會建造的公營房屋單位及以前稱為徙置屋邨，但自一九七三年起改由香港房屋委員會管理的屋宇單位。

**房屋委員會中轉房屋／租者置其屋計劃租住單位 (Housing Authority rental flats (Interim Housing / Tenants Purchase Scheme))**：包括房屋委員會中轉房屋及租者置其屋計劃下的租住單位。

**房屋協會租住單位 (Housing Society rental flats)**：這些租住單位由香港房屋協會建造及管理。

##### 資助出售單位 (Subsidized sale flats)

**房屋委員會資助出售單位 (Housing Authority subsidized sale flats)**：包括按香港房屋委員會的居者有其屋計劃、中等入息家庭房屋計劃、私人機構參建居屋計劃、可租可買計劃、重建置業計劃及租者置其屋計劃下出售的單位，可在公開市場買賣的單位則不包括在內。

**房屋協會資助出售單位 (Housing Society subsidized sale flats)**：包括按香港房屋協會的住宅發售計劃及夾心階層住屋計劃興建的單位，可在公開市場買賣的單位則不包括在內。

##### 私人房屋 (Private housing)

**私人住宅單位 (Private residential flats)**：包括主要作住宅用途的多層樓宇或房屋的單位。按香港房屋協會市區改善計劃建造的單位、由香港平民屋宇公司建造的大廈的單位，及可在公開市場買賣的居者有其屋計劃／中等入息家庭房屋計劃／私人機構參建居屋計劃／住宅發售計劃的單位亦包括在內。這些單位可按居處類型分為 (a) 全間屋／整個單位及 (b) 房間／閣仔／床位。

**別墅／平房／新型村屋 (Villas/Bungalows/Modern village houses)**：這些是一層或多層的獨立房屋，屋內有浴室、沖廁和食水供應等完善設備。

**簡單磚石蓋搭建築物／傳統村屋 (Simple stone structures/Traditional village houses)**：簡單磚石蓋搭建築物是用磚石及／或其他堅固材料建造，通常是一層高。傳統村屋亦屬此類別。

**員工宿舍 (Staff quarters)**：包括政府、醫院、大學、學校及私人公司為員工建造的宿舍。

**非住宅用房屋 (Non-domestic housing)**

**非住宅用屋宇單位 (Non-domestic quarters)**：包括在精神病院、善終醫院、療養院、懲教機構、老人院、男女童院、宗教場所、酒店、旅舍、宿舍（例如大學學生宿舍）、及其他非住宅建築物（例如商業大廈及工廠大廈）內的住宿地方（例如房間或床位）。

**臨時房屋 (Temporary housing)**

**公營臨時房屋 (Public temporary housing)**

**公營臨時屋宇單位 (Public temporary quarters)**：包括香港房屋委員會轄下的平房區及臨時房屋區的單位。

**私人臨時房屋 (Private temporary housing)**

**私人臨時建築物 (Private temporary structures)**：包括私人臨時房屋如天台建築物、建築地盤的棚屋、半圓形活動營房、荒廢船艇、木屋及非作住宅用途的地方（例如梯台、樓梯、走廊等）。 [31]

- (17) **流動居民 (Mobile Residents)**：指在點算時刻前的六個月內，在港逗留最少一個月但少於三個月，或在點算時刻後的六個月內，在港逗留最少一個月但少於三個月的香港永久性居民，不論在點算時刻他們是否身在香港。 [22]
- (18) **家庭住戶 (Domestic Household)**：一羣住在一起及分享生活所需的人士，他們之間不一定有親戚關係。自己單獨安排生活所需的個別人士亦當為一戶，即「單人住戶」。 [7]
- (19) **家庭住戶平均人數 (Average Domestic Household Size)**：每個家庭住戶的平均人數。計算方法是把家庭住戶內的人口總數除以家庭住戶總數。 [3]
- (20) **家庭住戶每月收入 (Monthly Domestic Household Income)**：指住戶成員於二零零六年六月份的總收入（包括他們由所有工作獲得的現金收入及其他現金收入）。 [23]
- (21) **家庭住戶每月收入中位數 (Median Monthly Domestic Household Income)**：住戶每月收入的一種平均值，百分之五十的住戶，他們的收入高於這數字，而其餘百分之五十，他們收入低於這數字。收入金額是零的住戶亦包括在計算之內。請參看第 (20) 項「家庭住戶每月收入」。 [19]
- (22) **區議會分區 (District Council District)**：根據區議會條例（第 547 章），全港共有 18 個地方行政區：港島 4 個，九龍 5 個及新界 9 個。二零零六年中期人口統計時所採用的是按二零零三年十一月二十三日區議會選舉時所用的區議會選區分界，而該分界是根據《2003 年選區(區議會)宣布令》（2003 年第 121 號法律公告），由行政長官會同行政會議根據《區議會條例》（第 547 章）第 6 條而作出的。 [6]
- (23) **婚姻狀況 (Marital Status)**：受訪者在中期人口統計訪問時所報稱的婚姻狀況，而有關的婚姻或離婚事件是否有經過合法登記或儀式，並未有查核。 [17]
- (24) **專上教育 (Post-secondary Education)**：請參看第 (26) 項「教育程度」。 [30]
- (25) **常住居民 (Usual Residents)**：「常住居民」指以下兩類人士：（一）在點算時刻前的六個月內，在港逗留最少三個月，又或在點算時刻後的六個月內，在港逗留最少三個月的香港永久性居民，不論在點算時刻他

們是否身在香港；及（二）於點算時刻在港的香港非永久性居民。 [32]

(26) **教育程度 (最高就讀程度) (Educational Attainment (Highest level attended)) :**

指受訪者在學校或其他教育機構修讀達到的最高教育水平，不論他／她有否完成該課程。計算教育程度時，只包括正式課程，即須最少為期一個學年、具指定學歷資格才可入讀（不包括香港公開大學主辦的非學位／學位／研究生課程），以及設有考試或指定的評核成績程序。

教育程度分類如下：

*未受教育 (No schooling)*：包括從未修讀過正式課程的人士。

*學前教育 (Pre-primary)*：包括所有幼稚園及幼兒中心班級。

*小學 (Primary)*：包括所有小學的一至六年級。

*初中 (Lower Secondary)*：包括所有中學的一至三年級。

*高中 (Upper Secondary)*：包括所有中學的四至五年級或同等程度，毅進課程以及工藝程度教育。

*預科 (Sixth form)*：包括所有中學的六至七年級或同等程度。

*專上教育 (文憑/證書課程) (Post-secondary (Diploma/Certificate))*：包括所有職業訓練局/製衣業訓練局/建造業訓練局/公開大學/大學專業進修學院/前理工學院/其它法定或認可的專上學院/其它專上學院/前師範學院/商科學校的證書/文憑課程，文憑/證書課程的護士/牙科訓練課程/遙距課程及其他文憑/證書程度課程。

*專上教育 (副學位課程) (Post-secondary (Sub-degree courses))*：包括大學/職業訓練局的高級證書/高級文憑/專業文憑/副學士/副學士先修/增修證書/院士銜或同等課程、由大學資助委員會資助的其他大學非學位課程、前理工學院/其他法定或認可的專上學院的高級證書/高級文憑/專業文憑/副學士/副學士先修或同等課程、其他專上學院開設的高級文憑/專業文憑/副學士/副學士先修或同等課程、香港教育學院的非學位課程、護士訓練非學位課程、牙科訓練非學位課程及遙距非學位課程。

*專上教育 (學位課程) (Post-secondary (Degree courses))*：包括本地及非本地教育機構的學士學位課程、修課形式研究院程度課程及研究形式研究院程度課程。 [10]

(27) **勞動人口 (Labour Force)**：請參看第 (32) 項「經濟活動身分」。 [15]

(28) **勞動人口參與率 (Labour Force Participation Rate)**：從事經濟活動人口（即勞動人口）佔十五歲及以上人口的比例。 [16]

(29) **單親人士 (Single Parent)**：單親人士在本報告內是指已喪偶、離婚/分居，並與十八歲以下子女住在同一住戶內的母親或父親。讀者在閱讀此報告書時請留意以下兩點：（一）有部分已喪偶、離婚/分居母親或父親並非與十八歲以下子女住在同一住戶內。這些母親及父親並不計算為單親人士而其子女亦不計算為單親人士子女；及（二）「單親人士」與「單親家庭」的概念並不相同。「單親人士」是指在上述所界定的母親或父親，而「單親家庭」則包括單親人士及與其同住的子女。 [29]

(30) **單親人士的未成年子女 (Dependent Children of Single Parents)**：指十八歲以下與單親人士居住於同一住戶內的子女。 [5]

(31) **點算時刻 (Reference Moment)**：二零零六年七月十四日凌晨三時為二零零六年中期人口統計的點算時

刻。在記錄某人在點算時刻身在何處時，若他正在當夜班、返家途中或在非住宿地方，他會被當作在被點算的屋宇單位內。 [4]

- (32) **經濟活動身分 (Economic Activity Status)**：人口可劃分為「從事經濟活動人口」(即勞動人口)及「非從事經濟活動人口」兩大類。

**從事經濟活動人口 (Economically active population)**：包括就業人士(即工作人口)及失業人口。

工作人口指符合以下條件的十五歲及以上人士：(甲) 在中期人口統計前七天內有從事工作以賺取薪酬或利潤；或(乙) 在中期人口統計前七天內有一份正式工作。工作人口可劃分為：

**僱員 (Employee)**：為賺取工資、薪金、佣金、小費或實物津貼而為僱主(私人公司或政府)工作，包括家庭傭工、外發工和支薪家庭從業員。

**僱主 (Employer)**：從事本身業務／職業時為賺取利潤或費用而工作，最少僱用一人為其工作的人。

**自營作業者 (Self-employed)**：從事本身業務／職業時為賺取利潤或費用而工作，並沒有僱用他人或受僱於人的人。

**無酬家庭從業員 (Unpaid family worker)**：為有關家庭生意工作但無收取報酬的人，亦算作就業人士。報酬不包括膳宿和零用錢。

**失業人口 (Unemployed population)**：基本上指十五歲及以上人士(甲) 在中期人口統計前七天內並無職位，且並無為賺取薪酬或利潤而工作；(乙) 在中期人口統計前七天內隨時可工作；及(丙) 在中期人口統計前三十天內有找尋工作。

**非從事經濟活動人口 (Economically inactive population)**：指在中期人口統計前七天內並無職位亦無工作的人，但不包括在該七天內正在休假和失業的人。而料理家務者、退休人士及所有十五歲以下人士則包括在內。

**料理家務者 (Home-maker)**：照顧家庭而無收取報酬的人。

**學生 (Student)**：在學校或其他教育機構就讀全日制課程的人。自修、在各類訓練學校修讀非正式課程或夜間課程，並在中期人口統計進行前七天內沒有工作的人亦歸入此類別。兼職學生歸入從事經濟活動人士，故並不包括在此類別內。

**退休人士 (Retired person)**：以前有工作，但現因年老而沒有繼續工作的人。

**其他非從事經濟活動人士 (Other economically inactive person)**：包括無須為生計而工作的人，他們的生活費通常依靠收租、儲蓄、投資收益或滙款等，及其他未有分類的非從事經濟活動人士，如非受薪的宗教工作者，以及因長期患病或殘疾而不能工作或沒有找尋工作的人。 [9]

- (33) **職業 (Occupation)**：在點算時刻前的七天內受訪者所從事的工作類別。

**經理及行政人員 (Managers and administrators)**：包括政府的行政人員、專員及署／處長；領事；議員；工商界、進出口貿易、批發和零售業、飲食及旅店業、運輸、電力、燃氣、水務業及其他服務、以及漁農業中的董事、執行總監、總裁、總經理、專職經理、分行經理及小型機構經理。

**專業人員 (Professionals)**：包括合資格的專業科學家、醫生、牙醫及其他醫療專業人員；建築

師；測量師及工程師；大學及專上學院的校長、院長、教職員及行政人員；中學校長及教師；統計師；數學家；電腦系統分析員及程序編寫員；律師及法官；會計師；商界顧問及分析員；社會工作者；翻譯員及傳譯員；新聞編輯及新聞記者；作家；圖書館管理員及宗教活動專業人員。

**輔助專業人員 (Associate professionals)**：包括科學技術員、護士及助產士、牙科助理及其他保健輔助專業人員；建築、測量及工程技術員；光學及電子儀器控制員；船隻領航員及空中交通指揮員；小學及幼稚園／幼兒院校長及教師；統計助理；電腦操作員；法律文員；會計督導員；公共關係主任；營業代表；設計師；屋邨經理；社會工作助理；警隊及其他紀律部隊的警司、督察及主任；藝人及運動員。

**文員 (Clerks)**：包括速記員、秘書及打字員；簿記、金融、船務、存案及人事部文員；出納員及銀行櫃位員；接待員及查詢文員。

**服務工作及商店銷售人員 (Service workers and shop sales workers)**：包括空中小姐及導遊；管家；廚師及侍應生；褓姆；理髮師及美容師；警隊及其他紀律部隊的員佐級人員；運輸指導員及其他服務工作人員；批發及零售商店推銷員；店員及時裝模特兒。

**工藝及有關人員 (Craft and related workers)**：包括礦工及採石工人；砌磚工人、木匠及其他建造業工人；金屬模工；鐵匠；機械、電器及電子儀器技工；珠寶工人及手錶製造工人；製陶工人；排字工人；麵包師傅、食品及飲品處理工人；油漆工人；紡織、成衣、皮革、橡膠和塑膠行業的工人及其他工藝工人。

**機台及機器操作員及裝配員 (Plant and machine operators and assemblers)**：包括鑽井工人及鐘床操作員；礦熔爐操作員；磚及瓷磚燒窯工人；鋸木廠鋸工；造紙工人；化學處理機台操作員；發電廠及鍋爐操作員；石棉水泥產品製造工人；金屬整理工人及電鍍工人；牛奶製品及其他食品處理機器操作員；印刷機操作員；生產紡織、橡膠及塑膠製品的機器操作員；裝配員；司機；海員及其他工廠及機器操作員。

**非技術工人 (Elementary occupations)**：包括小販；家務助理及清潔工人；信差；私人護衛員；看更；貨運工人；電梯操作員；建造業雜工；包裝工人；漁農業雜工。

**漁農業熟練工人及不能分類的職業 (Skilled agricultural and fishery workers; and occupations not classifiable)**：包括農夫、畜牧業工人及漁夫、及報稱的職業不能分類或描述不足。 [26]

# 英文詞彙釋義

## Definition of Terms in English

## 英文詞彙釋義（按字母順序排列）

### Definition of Terms in English (in alphabetical order)

方括號內的數字為中文詞彙釋義內的相對編號

Number in square brackets indicates the corresponding reference number for Definition of Terms in Chinese

- (1) **Age (年齡)** : Age is the number of complete years a person has passed since birth. It is derived from month and year of birth. [5]
- (2) **Average Annual Growth Rate (平均每年增長率)** : When population increased over a period of more than one year, the average annual growth rate is computed using the following formula:

Where  $P_1$  = population at the beginning of a period

$P_2$  = population at the end of a period

$r$  = average annual growth rate

$n$  = number of years in the period [3]

$$\frac{P_2}{P_1} = (1 + r)^n$$

- (3) **Average Domestic Household Size (家庭住戶平均人數)** : The average number of persons per domestic household. It is calculated by dividing the total number of persons who were living in domestic households by the total number of domestic households. [19]
- (4) **Reference Moment (點算時刻)** : This refers to the reference moment of the 2006 Population By-census which was fixed at 3:00 a.m. on 14 July 2006. In recording the whereabouts of a person at the reference moment, a person who was on night shift, on the way home or at a place not for accommodation was regarded as staying in the quarters being enumerated. [31]
- (5) **Dependent Children of Single Parents (單親人士的未成年子女)** : This refers to children aged under 18 living with single parents. [30]
- (6) **District Council District (區議會分區)** : There are 18 Districts in Hong Kong as declared under the District Councils Ordinance (Cap. 547): 4 on Hong Kong Island, 5 in Kowloon and 9 in the New Territories. A District Council is established in each District. The set of Constituency Area boundaries adopted in the 2006 Population By-census is based on those declared in the Declaration of Constituencies (District Councils) Order 2003 (L.N. 121 of 2003) made by the Chief Executive in Council under section 6 of the District Councils Ordinance (Cap. 547) for the District Council Election held on 23 November 2003. [22]
- (7) **Domestic Household (家庭住戶)** : A domestic household consists of a group of persons who live together and make common provision for essentials for living. These persons need not be related. If a person makes provision for essentials for living without sharing with other persons, he is also regarded as a household. In this case the household is a one-person household. [18]
- (8) **Duration of Residence in Hong Kong (在港居住年期)** : Duration of residence in Hong Kong measures the total number of complete years for which a person has lived in Hong Kong. Any period of temporary absence from Hong Kong for six months or more was not counted in reckoning the duration. [4]
- (9) **Economic Activity Status (經濟活動身分)** : The population can be divided into two main groups, economically active population (i.e. the labour force) and economically inactive population as follows:

*Economically active population (從事經濟活動人口)* : This comprises the employed (that is the working population) and the unemployed.

The working population refers to persons aged 15 and over who should (a) be engaged in performing work for pay or profit during the seven days before the By-census; or (b) have formal job attachment during the seven days before the By-census. The working population can be distinguished by the Employment Status (就業身分) as follows:

*Employee (僱員)*: A person who works for an employer (private companies or government) for wage, salary, commission, tips or payment in kind. Domestic helpers, outworkers and paid family workers are also included here.

*Employer (僱主)*: A person who works for profit or fees in his / her own business / profession and employs one or more persons to work for him / her.

*Self-employed (自營作業者)*: A person who works for profit or fees in his / her own business / profession, neither employed by someone nor employing others.

*Unpaid family worker (無酬家庭從業員)*: A person who works for no pay in a family business is also considered as employed. Food and lodging and pocket money are not counted as pay.

*Unemployed population (失業人口)*: Refer basically to persons aged 15 and over who should (a) not have had a job and should not have performed any work for pay or profit during the seven days before the By-census ; (b) have been available for work during the seven days before the By-census ; and (c) have sought work during the thirty days before the By-census.

*Economically inactive population (非從事經濟活動人口)*: This comprises persons who have not had a job and have not been at work during the seven days before the By-census, excluding persons who have been on leave / holiday during the seven-day period and persons who are unemployed. Persons such as home-makers, retired persons and all those aged below 15 are thus included.

*Home-maker (料理家務者)*: A person who looks after the home without pay.

*Student (學生)*: A person who is studying full-time in school or other educational institution (as for the 2006 Population By-census, students refer to those who had been studying in the first half of 2006 and would continue to study full-time in the academic year after the By-census [i.e. July 2006] ). Persons who are self-studying, or studying informal courses in miscellaneous training institutes or studying evening courses and were not working during the seven days before the By-census are also included in this category. Student workers are classified as economically active persons and are not included in this group.

*Retired person (退休人士)*: A person who has worked previously but is not currently working because of old age.

*Of independent means (經濟自給者)*: A person who does not have to work for a living. The cost of living is generally borne by rental receivable, savings, investment returns or remittances.

*Other economically inactive person (其他非從事經濟活動人士)*: Economically inactive person not elsewhere classified, e.g. unpaid religious worker and person who cannot work or do not seek work because of permanent sickness or disablement. [32]

- (10) **Educational Attainment (Highest level attended)** (教育程度 (最高就讀程度)) : Highest level attended is the highest level of education **ever attained** by a person in school or other educational institution, regardless of whether he had completed the course. Only formal courses are counted as educational attainment. A formal course shall be one that lasts for at least one academic year, requires specific academic qualifications for entrance (except sub-degree / degree / post-graduate courses offered by the Open University of Hong Kong) and includes examinations or specific academic assessment procedures.

Educational attainment are classified as follows:

*No schooling (未受教育)* : Including those who had never attended a formal course.

*Pre-primary (學前教育)* : Including all classes in kindergartens and child care centres.

*Primary (小學)* : Including Primary 1 - 6 in all schools.

*Lower Secondary (初中)* : Including Secondary 1 - 3 in all schools.

*Upper Secondary (高中)* : Including Secondary 4 - 5 or equivalent in all schools, Project Yi Jin and craft level.

*Sixth form (預科)* : Including Secondary 6 - 7 or equivalent in all schools.

*Post-secondary (Diploma/Certificate) (專上教育 (文憑/證書課程))* : Including Diploma/ Certificate courses in Vocational Training Council/ Clothing Industry Training Authority/ Construction Industry Training Authority/ Open University/ School of Professional and Continuing Education of University/ former Polytechnics/ other statutory or approved Post-secondary Colleges/ other colleges providing post-secondary courses/ former Teacher Colleges/ commercial schools, Nurse training courses/ Dental training courses/ Distance learning courses/ other courses at diploma/ certificate level

*Post-secondary (Sub-degree course) (專上教育 (副學位課程))* : Including all Higher Certificate/ Higher Diploma/ Professional Diploma/ Associate Degree/ Pre-Associate Degree/ Endorsement Certificate/ Associateship or equivalent courses in Universities/ Vocational Training Council, other sub-degree courses in Universities funded by University Grants Committee, Higher Certificate/ Higher Diploma/ Professional Diploma/ Associate Degree/ Pre-Associate Degree or equivalent courses in former Polytechnics/ other statutory or approved Post-secondary Colleges, Higher Diploma/ Professional Diploma/ Associate Degree/ Pre-Associate Degree or equivalent courses in other colleges providing post-secondary courses, sub-degree courses in Hong Kong Institute of Education, Sub-degree level nurse training courses/ dental training courses, Distance learning sub-degree level courses and other sub-degree level courses

*Post-secondary (Degree course) (專上教育 (學位課程))* : Including all first degree, taught postgraduate and research postgraduate courses in local or non-local institutions. [26]

- (11) **Hong Kong Resident Population (居港人口)** : The Hong Kong Resident Population at the reference moment covers "Usual Residents" and "Mobile Residents". "Usual Residents" refer to two categories of people: (1) Hong Kong Permanent Residents who had stayed in Hong Kong for at least three months during the six months before or for at least three months during the six months after the reference

moment, regardless of whether they were in Hong Kong or not at the reference moment; and (2) Hong Kong Non-permanent Residents who were in Hong Kong at the reference moment. As for “Mobile Residents”, they are Hong Kong Permanent Residents who had stayed in Hong Kong for at least one month but less than three months during the six months before or for at least one month but less than three months during the six months after the reference moment, regardless of whether they were in Hong Kong or not at the reference moment. [14]

- (12) **Household Composition (住戶結構)**: Household composition is derived from the information on relationship to the head of household of each person and the identification of spouse and parent-child relationships among members of the household. It shows the structure of a household in terms of the number of family nuclei and the relationship between a family nucleus and other related household members. A family nucleus refers to (i) a married couple and all of their never married children (if any); or (ii) a single parent (either father or mother) with all of his/her never married children. The different categories of household composition are as follows:

*One person (單人住戶)*: A family with only one person.

*One unextended nuclear family (未擴展的單核心家庭住戶)*: A household comprising one family nucleus without other related persons.

*One vertically extended nuclear family (垂直擴展的單核心家庭住戶)*: A household comprising one family nucleus with one or more related persons not of the same generation. It may or may not include other related persons of the same generation.

*One horizontally extended nuclear family (平向擴展的單核心家庭住戶)*: A household comprising one family nucleus with one or more related persons of the same generation but without any other related persons of a different generation.

*Two or more nuclear families (多個核心家庭住戶)*: A household comprising two or more family nuclei whose members may or may not be related in any way.

*Related persons forming no nuclear family (有親屬關係人士的非核心家庭住戶)*: A household comprising related persons with or without unrelated persons who do not form a family nucleus.

*Unrelated persons only (只包括無親屬關係人士住戶)*: A household comprising unrelated person(s) [9]

- (13) **Household Size (住戶人數)**: Household size refers to the number of persons living in the domestic household. [8]

- (14) **Industry (行業)**: The main kind of goods or services produced by the establishment in which a person worked during the seven days before the reference moment. The coverage of the industrial sectors are defined as follows:

*Manufacturing (製造業)*: Including spinning of cotton and other yarn, weaving and knitting of cotton and other fabrics; bleaching, dyeing, finishing; manufacturing of wearing apparel, knitwear and other made-up textile goods; and manufacturing of carpets, cordages, ropes and twines, food, beverage, tobacco, footwear, leather products, rubber products, plastic products, wood products, printed matters and paper products, metal products, machinery, chemicals, chemical products, glass and pottery.

*Construction (建造業)*: Including building construction, civil engineering, plumbing, electrical wiring, air-conditioning installing and repair.

*Wholesale, retail and import/export trades, restaurants and hotels (批發、零售、進出口貿易、飲食及酒店業)*: Including wholesale and retail trade; import and export trade; peddlers; Chinese general brokers; other commercial agents; restaurants; cafes; hotels and rooming houses.

*Transport, storage and communications (運輸、倉庫及通訊業)*: Including land transport, water transport and air transport; services allied to transport; storage and warehousing; and post and telecommunications.

*Financing, insurance, real estate and business services (金融、保險、地產及商用服務業)*: Including financing; insurance; real estate; offices of lawyers, accountants, auditors, architects, surveyors and advertising agents and data processing services.

*Community, social and personal services (社區、社會及個人服務業)*: Including government services; educational service; medical, dental and other health services; sanitary services; welfare institutions; religious organizations; cinemas and theatres; radio and television broadcasting; libraries and museums; electrical repair shops; automobile repair garages and other household and personal services.

*Others (其他)*: Including such industries as 'Agriculture and fishing'; 'Mining and quarrying'; 'Electricity, gas and water' and industrial activities inadequately described or unclassifiable. [7]

- (15) **Labour Force (勞動人口)**: Please see **Economic Activity Status** in (9). [27]
- (16) **Labour Force Participation Rate (勞動人口參與率)**: The proportion of economically active population (that is the labour force) in the total population aged 15 and over. [28]
- (17) **Marital Status (婚姻狀況)**: The marital status of a person is recorded according to the status reported by respondents in the Census. There is no check on whether the marriage or divorce had undergone any legal registration or ceremony. [23]
- (18) **Median Age (年齡中位數)**: The average age so calculated that 50% of the total number of persons were above that age and the other 50% were below it. [6]
- (19) **Median Monthly Domestic Household Income (家庭住戶每月收入中位數)**: The average monthly domestic household income so calculated that 50% of the total number of domestic households had incomes above that figure and the other 50% had incomes below it. Zero income households are included in the calculation. Please see **Monthly Domestic Household Income** in (24). [21]
- (20) **Median Monthly Income from All Employment (每月所有職業收入中位數)**: The average income from all employment so calculated that 50% of the working population, had income above that figure and the other 50% had income below it. Please see **Monthly Income from All Employment** in (24). [11]
- (21) **Median Monthly Personal Income (每月個人收入中位數)**: The average monthly personal income so calculated that 50% of the population had income above that figure and the other 50% had income below it. Please see **Monthly Personal income** in (25). [13]
- (22) **Mobile Residents (流動居民)**: They are Hong Kong Permanent Residents who had stayed in Hong Kong for at least one month but less than three months during the six months before or for at least one month but less than three months during the six months after the reference moment, regardless of whether they were in Hong Kong or not at the reference moment. [17]

- (23) **Monthly Domestic Household Income (家庭住戶每月收入)** : The total income (including earnings in cash from all employments and other cash incomes) for June 2006 of members of households. [20]
- (24) **Monthly Income from All Employment (每月所有職業收入)** : It is derived by summing the monthly income from main employment and monthly income from other employment. For employers or self-employed persons, this is the amount earned excluding expenses incurred in running all their businesses. For employees, this is the total amount earned from all their employment including salary or wage, bonus, commission, overtime, housing allowance, tips and other cash allowances. New Year bonus and double pay are excluded. The amount recorded refers to the income for June 2006. [10]
- (25) **Monthly Personal Income (每月個人收入)** : The total income of a person (including earnings in cash from all employment and other cash incomes) for June 2006. [12]
- (26) **Occupation (職業)** : This refers to the kind of work a person performed during the seven days before the reference moment.

*Managers and administrators (經理及行政人員)* : Including administrators, commissioners and directors in government service; consuls; councillors; directors, chief executive officers, presidents, general managers, functional managers, branch managers and small business managers in industry, commerce, import and export trade, wholesale and retail trade, catering and lodging services, transport, electricity, gas, water and other services and agricultural and fishery sectors.

*Professionals (專業人員)* : Including qualified professional scientists, doctors, dentists and other medical professionals; architects, surveyors and engineers; vice-chancellors, directors, academic staff and administrators of university, post-secondary college; principals and teachers of secondary school; statisticians; mathematicians; system analysts and computer programmers; lawyers and judges; accountants; business consultants and analysts; social workers; translators and interpreters; news editors and journalists; writers; librarians and members of religious orders.

*Associate professionals (輔助專業人員)* : Including science technicians, nurses and midwives, dental assistants and other health associate professionals; architectural, surveying and engineering technicians; optical and electronic equipment controllers; ship pilots and air traffic controllers; principals and teachers of primary school and kindergarten/nursery; statistical assistants; computer operators; law clerks; accounting supervisors; public relation officers; sales representatives; designers; estate managers; social work assistants; superintendents, inspectors and officers of the police and other discipline services; performers and sportsmen.

*Clerks (文員)* : Including stenographers, secretaries and typists; bookkeeping, finance, shipping, filing and personnel clerks; cashiers and tellers; receptionists and information clerks.

*Service workers and shop sales workers (服務工作及商店銷售人員)* : Including air hostesses and travel guides; house stewards; cooks and waiters; baby-sitters; hairdressers and beauticians; rank and file staff of the police and other discipline services; transport conductors and other service workers; wholesale and retail salesman in shops; shop assistants and fashion models.

*Craft and related workers (工藝及有關人員)* : Including miners and quarrymen; bricklayers, carpenters and other construction workers; metal moulders; blacksmiths; machinery, electric and electronic instrument mechanics; jewellery workers and watch makers; potters; typesetters; bakers, food and beverage processors; painters; craft workers in

textile, garment, leather, rubber and plastic trades and other craft workers.

*Plant and machine operators and assemblers (機台及機器操作員及裝配員)*: Including well drillers and borers; ore smelting furnace operators; brick and tile kilnmen; sawmill sawyers; paper makers; chemical processing plant operators; power-generating plant and boiler operators; asbestos cement products makers; metal finishers and electroplaters; dairy and other food processing machine operators; printing machine operators; machine operators for production of textile, rubber and plastic products; assemblers; drivers; seamen and other plant and machine operators.

*Elementary occupations (非技術工人)*: Including street vendors; domestic helpers and cleaners; messengers; private security guards; watchmen; freight handlers; lift operators; construction labourers; hand packers; agricultural and fishery labourers.

*Skilled agricultural and fishery workers; and occupations not classifiable (漁農業熟練工人及不能分類的職業)*: Including farm workers, animal husbandry workers and fishermen, and occupations unidentifiable and inadequately described. [33]

- (27) **Population (人口)**: It refers to the “Hong Kong Resident Population”. The Hong Kong Resident Population at the reference moment covers “Usual Residents” and “Mobile Residents”. “Usual Residents” refer to two categories of people: (1) Hong Kong Permanent Residents who had stayed in Hong Kong for at least three months during the six months before or for at least three months during the six months after the reference moment, regardless of whether they were in Hong Kong or not at the reference moment; and (2) Hong Kong Non-permanent Residents who were in Hong Kong at the reference moment. As for “Mobile Residents”, they are Hong Kong Permanent Residents who had stayed in Hong Kong for at least one month but less than three months during the six months before or for at least one month but less than three months during the six months after the reference moment, regardless of whether they were in Hong Kong or not at the reference moment. [1]
- (28) **Sex Ratio (性別比率)**: The ratio of the number of males per 1 000 females. [15]
- (29) **Single Parent (單親人士)**: In this report, single parents are defined as mothers or fathers who are widowed, divorced or separated, with child(ren) aged under 18 living with them in the same household. In reading this report, readers should note the following two points: (i) there are some mothers or fathers who are widowed, divorced or separated but not living with child(ren) aged under 18 in the same household. These mothers and fathers are not counted as single parents and their children not as children of single parents; and (ii) the concept of “single parents” is different from that of “single parent families”. While “single parents” refer to mothers or fathers as defined above, “single parent families” comprise the single parents and the child(ren) living with them. [29]
- (30) **Post-secondary Education (專上教育)**: Please see **Educational Attainment** in (10). [24]
- (31) **Type of Quarters (屋宇單位類型)**: Quarters are classified according to the type of building in which they are located. The buildings are classified by the type of construction materials; the purpose for which they are built; and the sector responsible for their construction.

*Permanent housing (永久性房屋)*

Public rental flats (公營租住單位)

*Housing Authority rental flats (Group A) (房屋委員會甲類租住單位)*: These include flats in housing estates previously known as Government Low Cost Housing and those built by Hong Kong Housing Authority. Flats in Mark I and Mark II blocks of Group B rental blocks after conversion are also grouped under this

category.

*Housing Authority rental flats (Group B)* (房屋委員會乙類租住單位): These are flats in housing estates previously known as Resettlement Estates but have been put under the management of the Housing Authority since 1973. They can be further divided into flats in Mark IV to Mark VI blocks.

*Housing Authority rental flats (Interim Housing / Tenants Purchase Scheme / Buy or Rent Option)* (房屋委員會中轉房屋 / 租者置其屋計劃 / 可租可買計劃租住單位): These are rental flats in Interim Housing blocks, Tenants Purchase Scheme (TPS) blocks and Buy or Rent Option (BRO) blocks of the Housing Authority.

*Housing Society rental flats* (房屋協會租住單位): These are rental flats built and managed by the Hong Kong Housing Society.

#### Subsidized sale flats (資助出售單位)

*Housing Authority subsidized sale flats* (房屋委員會資助出售單位): These include flats sold under the Home Ownership Scheme (HOS), Middle Income Housing (MIH) Scheme, Private Sector Participation Scheme (PSPS), Buy or Rent Option (BRO) Scheme, Mortgage Subsidy Scheme (MSS) and Tenants Purchase Scheme (TPS) of the Hong Kong Housing Authority, but exclude those flats that can be traded in open market.

*Housing Society subsidized sale flats* (房屋協會資助出售單位): These include flats built under the Flat for Sale Scheme (FFSS) and Sandwich Class Housing Scheme (SCHS) of the Hong Kong Housing Society, but exclude those flats that can be traded in open market.

#### Private housing (私人房屋)

*Private residential flats* (私人住宅單位): These include flats and apartments in multi-storey blocks or houses built mainly for residential purpose. Flats built under the Urban Improvement Scheme of the Housing Society, flats built by the Hong Kong Settlers' Corporation and TPS/BRO/HOS/MIH/PSPS/MSS/FFSS/SCHS flats that can be traded in open market are also put under this category. Private residential flats can be further distinguished by type of accommodation into (a) whole houses/flat and (b) room/cockloft/bedspace.

*Villas/Bungalows/Modern village houses* (別墅 / 平房 / 新型村屋): These are individual houses of one-storey or multi-storeys built with full facilities including bathroom, flush toilet and internal piped water supply.

*Simple stone structures/Traditional village houses* (簡單磚石蓋搭建築物 / 傳統村屋): Simple stone structures are houses built of stones and/or other permanent materials usually of one storey high. Traditional village houses are also grouped under this category.

*Staff quarters* (員工宿舍): Staff quarters purposely built by the government, hospitals, universities, schools and private companies.

#### Non-domestic housing (非住宅用房屋)

*Non-domestic quarters* (非住宅用屋宇單位): These include accommodations (such as rooms and beds) in psychiatric hospitals, convalescent hospitals, infirmaries, penal institutions, elderly homes, boys' and girls' homes, religious houses, hotels, hostels, dormitories (such as those for university students), and other non-residential

buildings (such as commercial buildings and industrial buildings).

*Temporary housing* (臨時房屋)

*Temporary quarters* (臨時屋宇單位) : These include temporary quarters in the Hong Kong Housing Authority cottage areas and temporary housing areas as well as private temporary structures such as roof-top structures, contractor's matsheds, nissen huts, derelict boats, huts and places not intended for residential purpose (such as landings, staircases, corridors, etc.). [16]

- (32) **Usual Residents** (常住居民) : Usual Residents refer to two categories of people: (1) Hong Kong Permanent Residents who had stayed in Hong Kong for at least three months during the six months before or for at least three months during the six months after the reference moment, regardless of whether they were in Hong Kong or not at the reference moment; and (2) Hong Kong Non-permanent Residents who were in Hong Kong at the reference moment. [25]
- (33) **Working Population** (工作人口) : Please see **Economic Activity Status** in (9). [2]

## 香港二零零六年中期人口統計刊物

### Publications of the Hong Kong 2006 Population By-census

刊物名稱	Title of publication	語文	Language
簡要報告	Summary Results	中英文	Bilingual
有關各區議會分區的基本統計表	Basic Tables for District Council Districts	中英文	Bilingual
有關香港島各選區的基本統計表	Basic Tables for Constituency Areas: Hong Kong Island	中英文	Bilingual
有關九龍各選區的基本統計表	Basic Tables for Constituency Areas: Kowloon	中英文	Bilingual
有關新界各選區的基本統計表	Basic Tables for Constituency Areas: New Territories	中英文	Bilingual
有關各規劃統計小區的基本統計表	Basic Tables for Tertiary Planning Units	中英文	Bilingual
區議會分區及選區統計表的附件： 區域分界地圖	Boundary Maps Complementary to Tables for District Council Districts and Constituency Areas	中英文	Bilingual
小規劃統計區統計表的附件： 區域分界地圖	Boundary Maps Complementary to Tables for Tertiary Planning Units	中英文	Bilingual
主題性報告：香港的住戶收入分布	Thematic Report : Household Income Distribution in Hong Kong	中英文	Bilingual
香港的女性及男性主要統計數字 (二零零七年版) 內載二零零六年中期人口統計結果	Women and Men in Hong Kong Key Statistics (2007 Edition) Updated with 2006 Population By-census Results	中英文	Bilingual
統計圖解	Graphic Guide	中英文	Bilingual
主要報告：第一冊	Main Report : Volume I	中英文	Bilingual
主要報告：第二冊	Main Report : Volume II	中英文	Bilingual

刊物名稱	Title of publication	語文	Language
主題性報告：內地來港定居未足七年人士	Thematic Report : Persons from the Mainland Having Resided in Hong Kong for Less Than 7 Years	中英文	Bilingual
主題性報告：少數族裔人士	Thematic Report : Ethnic Minorities	中英文	Bilingual
主要統計表	Main Tables	中英文	Bilingual
主題性報告：青年	Thematic Report : Youths	中英文	Bilingual
主題性報告：長者	Thematic Report : Older Persons	中英文	Bilingual
主題性報告：單親人士	Thematic Report : Single Parents	中英文	Bilingual

**獲取政府統計處刊物及其他統計產品的方法**  
Means of Obtaining Publications and Other Statistical Products  
of the Census and Statistics Department

**網站**

用戶可以在政府統計處網站 ([www.censtatd.gov.hk/products\\_and\\_services/products/publications/index\\_tc.jsp](http://www.censtatd.gov.hk/products_and_services/products/publications/index_tc.jsp)) 免費下載統計刊物。

政府統計處刊物的印刷版於政府新聞處的政府書店 ([www.bookstore.gov.hk](http://www.bookstore.gov.hk)) 網站有售。

**郵購服務**

本處大部分的刊物均附有郵購表格，供訂購或按期訂閱刊物的印刷版。請填妥郵購表格，連同所需費用和郵費的支票或匯票寄回辦理。郵購表格亦可在政府統計處網站下載 ([www.censtatd.gov.hk/products\\_and\\_services/other\\_services/provision\\_of\\_stat/mail\\_ordering\\_of\\_publications/index\\_tc.jsp](http://www.censtatd.gov.hk/products_and_services/other_services/provision_of_stat/mail_ordering_of_publications/index_tc.jsp))。

**銷售中心**

市民可親臨政府統計處刊物出版組購買刊物的印刷版和唯讀光碟產品，並即時提取。刊物出版組的地址是：

香港灣仔港灣道十二號  
灣仔政府大樓十九樓

電話：(852) 2582 3025  
圖文傳真：(852) 2827 1708

該組並設有閱讀區，讓使用者翻閱陳列的統計處各類的刊物。閱讀區也備有統計處編製的宣傳／教育單張和小冊子，歡迎索閱。

**Website**

Users may download statistical publications free of charge from the website of the Census and Statistics Department ([www.censtatd.gov.hk/products\\_and\\_services/products/publications/index.jsp](http://www.censtatd.gov.hk/products_and_services/products/publications/index.jsp)).

Print versions of publications of the Census and Statistics Department are available for sale online at the Government Bookstore of the Information Services Department ([www.bookstore.gov.hk](http://www.bookstore.gov.hk)).

**Mail Order Service**

A mail order form for ordering or subscribing to print versions of publications is available in most of the Department's publications. Completed form should be sent back together with a cheque or bank draft covering all necessary cost and postage. The order form is also available for downloading from the website of the Department ([www.censtatd.gov.hk/products\\_and\\_services/other\\_services/provision\\_of\\_stat/mail\\_ordering\\_of\\_publications/index.jsp](http://www.censtatd.gov.hk/products_and_services/other_services/provision_of_stat/mail_ordering_of_publications/index.jsp)).

**Sales Centre**

Print versions of publications and CD-ROM products are available for purchase and collection on the spot at the Publications Unit of the Census and Statistics Department at the following address :

19/F Wanchai Tower  
12 Harbour Road, Wan Chai, Hong Kong.

Tel. : (852) 2582 3025  
Fax : (852) 2827 1708

The Unit also provides a reading area where users may browse through various publications of the Department on display. Publicity/educational leaflets and pamphlets of the Department are also available for collection.



# 郵購表格 (只適用於印刷版)

## 香港二零零六年中期人口統計刊物

致：香港花園道 美利大廈4樓 政府新聞處 刊物銷售小組 電話：(852) 2842 8844 或 (852) 2842 8845 圖文傳真：(852) 2598 7482	售價			合計 所需 數量 (b)	總計 (港元) (a) x (b)
	每本 (港元)	本地 郵費 (1) 及 (2) (港元)	合計 (港元) (a)		
1. 簡要報告 (J33570200B0)	41.0	8.2	49.2		
2. 有關各區議會分區的基本統計表 (J33570700B0)	50.0	8.2	58.2		
3. 有關香港島各選區的基本統計表 (J33570501B0)	84.0	16.4	100.4		
4. 有關九龍各選區的基本統計表 (J33570502B0)	112.0	16.4	128.4		
5. 有關新界各選區的基本統計表 (J33570503B0)	180.0	28.0	208.0		
6. 有關各小規劃統計區的基本統計表 (J33570600B0)	274.0	28.0	302.0		
7. 區議會分區及選區統計表的附件：區域分界地圖 (J33570302B0)	134.0	28.0	162.0		
8. 小規劃統計區統計表的附件：區域分界地圖 (J33570301B0)	80.0	8.2	88.2		
9. 主題性報告：香港的住戶收入分布 (J33571700B0)	114.0	16.4	130.4		
10. 香港的女性及男性主要統計數字（二零零七年版） 內載二零零六年中期人口統計結果 (J69040700B0)	69.0	16.4	85.4		
11. 統計圖解 (J33571000B0)	91.0	8.2	99.2		
12. 主要報告：第一冊 (J33570101B0)	143.0	16.4	159.4		
13. 主要報告：第二冊 (J33570102B0)	118.0	16.4	134.4		
14. 主題性報告：內地來港定居未足七年人士 (J33571500B0)	82.0	8.2	90.2		
15. 主題性報告：少數族裔人士 (J33571400B0)	96.0	8.2	104.2		
16. 主要統計表 (J33570400B0)	138.0	16.4	154.4		
17. 主題性報告：青年 (J33571100B0)	74.0	8.2	82.2		
18. 主題性報告：長者 (J33571300B0)	88.0	(3)	(3)		
19. 主題性報告：單親人士 (J33561600B0)	88.0	(3)	(3)		



# 郵購表格 (只適用於印刷版)

## 香港二零零六年中期人口統計刊物

---

本人現付上支票 (編號: \_\_\_\_\_) 港幣 \_\_\_\_\_ 元, 購買上述刊物。  
(註: 支票應予劃線, 並註明支付「香港特別行政區政府」。)

姓名: \_\_\_\_\_ 職銜: \_\_\_\_\_  
機構名稱: \_\_\_\_\_ 地址: \_\_\_\_\_  
電話: \_\_\_\_\_  
圖文傳真: \_\_\_\_\_  
日期: \_\_\_\_\_

---

註: (1) 外地的訂戶暫時無須付上支票, 所需郵費將於收到訂購表格後另行通知。

(2) 訂購超過一本相同名稱的刊物, 請向政府新聞處查詢所需的本地郵費 (電話: (852) 2842 8844 或 (852) 2842 8845, 圖文傳真: (852) 2598 7482)。

(3) 有關該刊物的售價及/或郵費, 請向政府統計處二零零六年中期人口統計辦事處查詢 (電話: (852) 2716 8025, 圖文傳真: (852) 2716 0231)。

你在表格上提供的資料, 只會用作辦理書刊訂購事宜, 不會向任何和訂購無關的人士透露。如欲查看或更改所填報的資料, 請與政府新聞處刊物銷售小組聯絡。地址: 香港花園道美利大廈4樓。



# Mail Order Form (Applicable to print versions only)

## Publications of the Hong Kong 2006 Population By-census

To : Publications Sales Unit Information Services Department 4/F Murray Building Garden Road Hong Kong Tel. : (852) 2842 8844 or (852) 2842 8845 Fax : (852) 2598 7482	Price			Total no. of issue(s) required <i>(b)</i>	Total amount (HK\$) <i>(a) x (b)</i>
	Per copy (HK\$)	Local postage <i>(1) &amp; (2)</i> (HK\$)	Total (HK\$) <i>(a)</i>		
1. Summary Results (J33570200B0)	41.0	8.2	49.2		
2. Basic Tables for District Council Districts (J33570700B0)	50.0	8.2	58.2		
3. Basic Tables for Constituency Areas : Hong Kong Island (J33570501B0)	84.0	16.4	100.4		
4. Basic Tables for Constituency Areas : Kowloon (J33570502B0)	112.0	16.4	128.4		
5. Basic Tables for Constituency Areas : New Territories (J33570503B0)	180.0	28.0	208.0		
6. Basic Tables for Tertiary Planning Units (J33570600B0)	274.0	28.0	302.0		
7. Boundary Maps Complementary to Tables for District Council Districts and Constituency Areas (J33570302B0)	134.0	28.0	162.0		
8. Boundary Maps Complementary to Tables for Tertiary Planning Units (J33570301B0)	80.0	8.2	88.2		
9. Thematic Report : Household Income Distribution in Hong Kong (J33571700B0)	114.0	16.4	130.4		
10. Women and Men in Hong Kong Key Statistics (2007 Edition) Updated with 2006 Population By-census Results (J69040700B0)	69.0	16.4	85.4		
11. Graphic Guide (J33571000B0)	91.0	8.2	99.2		
12. Main Report : Volume I (J33570101B0)	143.0	16.4	159.4		
13. Main Report : Volume II (J33570102B0)	118.0	16.4	134.4		
14. Thematic Report : Persons from the Mainland Having Resided in Hong Kong for Less Than 7 Years (J33571500B0)	82.0	8.2	90.2		
15. Thematic Report : Ethnic Minorities (J33571400B0)	96.0	8.2	104.2		
16. Main Tables (J33570400B0)	138.0	16.4	154.4		
17. Thematic Report : Youths (J33571100B0)	74.0	8.2	82.2		
18. Thematic Report : Older Persons (J33571300B0)	88.0	(3)	(3)		
19. Thematic Report - Single Parents (J33561600B0)	88.0	(3)	(3)		



# Mail Order Form (Applicable to print versions only)

## Publications of the Hong Kong 2006 Population By-census

---

I enclose a cheque (No. \_\_\_\_\_) of HK\$ \_\_\_\_\_ for the payment of the above order. (Note : The cheque should be crossed and made payable to "The Government of the Hong Kong Special Administrative Region" or "The Government of the HKSAR".)

Name : \_\_\_\_\_ Title of post : \_\_\_\_\_

Name of organisation : \_\_\_\_\_ Address : \_\_\_\_\_

Tel. : \_\_\_\_\_

Fax : \_\_\_\_\_

Date : \_\_\_\_\_

---

- Notes :
- (1) For mailings to addresses outside Hong Kong, please do not send in a cheque now. The required postage will be advised upon receipt of order.
  - (2) For an order of multiple copies of the publication with the same title, please consult the Information Services Department about the required local postage. (Tel. : (852) 2842 8844 or (852) 2842 8845, Fax : (852) 2598 7482).
  - (3) For price and/or postage of this publication, please consult the 2006 Population By-census Office of the Census and Statistics Department (Tel : (852) 2716 8025, Fax : (852) 2716 0231).

The information provided herein will only be used for processing your order of publications and will not be disclosed to parties which are not involved in the processing. You may seek access to or correction of the information by addressing your request to the Publications Sales Unit, Information Services Department, 4/F Murray Building, Garden Road, Hong Kong .

