

香港統計月刊

Hong Kong Monthly Digest of Statistics

二零零四年十一月
November 2004

專題文章
Feature Article

香港勞動人口推算 2004 - 2023

Hong Kong Labour Force Projections for 2004 - 2023

香港勞動人口推算 2004 - 2023

Hong Kong Labour Force Projections for 2004 - 2023

政府統計處編製了一套新的勞動人口推算，涵蓋期為二零零四年至二零二三年。該一套新推算是按最新公布的以二零零三年為基期的人口推算結果為基準而編製。勞動人口推算的結果提供有關香港在二零零四年至二零二三年的勞工供應推算及其性別和年齡分布的資料。這篇文章簡述推算的方法及列載推算的結果。

The Census and Statistics Department has compiled a new set of labour force projections covering the period 2004 - 2023. This new set of projections is compiled using the newly released results of the 2003-based population projections as the benchmark. The labour force projections provide information on the projected labour supply in Hong Kong and its sex and age distributions during 2004 - 2023. This article gives a brief account of the projection method and presents the projection results.

如對本文有任何查詢，請致電政府統計處綜合住戶統計調查組(二)(電話：2887 5506)

If you have any enquiries on this article, please call General Household Survey Section (2), Census and Statistics Department (Tel. : 2887 5506).

香港勞動人口推算 2004 - 2023

Hong Kong Labour Force Projections for 2004 - 2023

1. 引言

1.1 在人口中的勞動人口的數目及組成，是影響經濟發展的重要因素。政府統計處新編製了一套二零零四年至二零二三年的勞動人口推算，提供有關香港在二零零四年至二零二三年的勞工供應推算及其性別和年齡分布的資料，對規劃及制訂政策非常有用。

1.2 在編製二零零四年至二零二三年的勞動人口推算時，是按(i)以二零零三年為基期的人口推算⁽¹⁾及(ii)不同性別年齡組別的勞動人口參與率的趨勢為依據。本文概述這項推算的編製方法及列載推算的結果。

1.3 要留意的是，就勞動人口推算而言，本文所載有關人口數字，除非另外陳述，是指陸上非住院人口(即不包括院舍人口及水上人口)，約佔居港人口的 99%。

2. 定義

2.1 勞動人口，即從事經濟活動人口，包括就業人口及失業人口。勞動人口參與率是指勞動人口在 15 歲及以上人口中所佔的比例，用以量度適齡工作人士加入勞動人口的傾向。在個別性別年齡組別中屬於勞動人口的人士佔該組別總人口的比例，是該組別的性別年齡勞動人口參與率。

1. Introduction

1.1 The size and the composition of the labour force (LF) within the population are important determinants of economic development. The Census and Statistics Department has compiled a new set of LF projections covering the period 2004 - 2023, which provides information on the projected labour supply in Hong Kong and its sex and age distributions during 2004 - 2023. Such information serves as useful reference for policy planning and formulation.

1.2 In compiling the LF projections for the period 2004 - 2023, reference has been made to (i) the 2003-based population projections⁽¹⁾ and (ii) the trends of the sex-age specific labour force participation rates. This article briefly describes the compilation method and presents the projection results.

1.3 It should be noted that, for the purpose of labour force projections, the population figures contained in this article, unless otherwise stated, refer to the land-based non-institutional population (i.e. excluding institutional population and marine population), accounting for about 99% of the Hong Kong Resident Population.

2. Definitions

2.1 The LF, synonymous with the economically active population, comprises the employed population and the unemployed population. The labour force participation rate (LFPR) refers to the proportion of LF in the population aged 15 and over. It is a measure of the propensity of the persons of working age to be in the LF. In particular, the proportion of persons participating in the LF in a particular sex-age group is termed the sex-age specific LFPR for the group.

⁽¹⁾ 有關詳情請參閱政府統計處在二零零四年六月出版的《香港人口推算 2004-2033》。

⁽¹⁾ For details, please refer to the publication *Hong Kong Population Projections 2004-2033* published by the Census and Statistics Department in June 2004.

3. 方法

3.1 編製勞動人口推算，基本上是把一組推算的性別年齡勞動人口參與率乘以相應的性別年齡組別的推算人口數目，後者是得自以二零零三年為基期的人口推算。

3.2 推算個別性別年齡組別的人口的勞動人口參與率，主要是使用統計推算方法，把勞動人口參與率的過往趨勢外推，以選取最適合(以統計學觀點而言)應用於個別性別年齡組別的勞動人口參與率的時間序列模式。在選取有關模式時，亦有考慮融合了各社會及經濟範疇最新發展的專業判斷及專家的意見。

3.3 在女性人口中，從未結婚的女性的勞動人口參與率顯著高於曾經結婚的女性(包括已婚、喪偶及離婚/分居者)的勞動人口參與率。因應女性獨身情況及遲婚的上升趨勢，從未結婚的女性所佔的比例預計將會上升。在推算不同年齡組別的女性勞動人口參與率時，已將此轉變的影響適當地計算在內。

3.4 推算個別性別年齡組別的勞動人口，是該性別年齡組別內推算所得的勞動人口參與率乘以該性別年齡組別的推算人口數目。再把所得到的不同性別年齡組別的推算勞動人口數字相加，便可推算出有關時期的總勞動人口。

4. 推算的結果

(甲) 推算的勞動人口參與率(表一及圖一)

4.1 整體勞動人口參與率按推算將會穩步下降，由二零零四年的 61.5% 下降至二零一三年的 58.6% 及二零二三年的 52.2%。這主要是由於：

- 長者(65歲及以上人口)佔15歲及以上人口的比例將會上升；

3. Methodology

3.1 The projected LF is basically derived by applying a set of projected sex-age specific LFPRs to the size of the respective sex-age groups in the projected population, the latter being readily available from the 2003-based population projections.

3.2 The projection of LFPRs for individual sex-age groups in the population mainly involves statistical projection based on extrapolation of past trends of the LFPRs and the selection of a time series model that performs well statistically in respect of the LFPR for a given sex-age group. Besides, professional judgment and expert views on the latest developments in various social and economic spheres are taken into account in making the choice.

3.3 Within the female population, the LFPRs for never married females are significantly higher than those for ever married females (including those currently married, widowed and divorced/separated). Since the proportion of never married females is expected to increase in future amidst the uptrends of spinsterhood and marriage postponement among the females, the impact of this change on the projected LFPRs for females in different age groups has been suitably incorporated in the projections.

3.4 The LF for a specific sex-age group is then projected by applying the projected LFPR for this sex-age group to the size of the projected population in the same sex-age group. Summing the projected LF across all sex-age groups gives the projected total LF for the period concerned.

4. Projection Results

(a) Projected LFPRs (Table 1 and Chart 1)

4.1 The overall LFPR is projected to decline steadily, from 61.5% in 2004 to 58.6% in 2013 and 52.2% in 2023. This is mainly due to :

- increase in the proportion of older persons (aged 65 and over) in the population aged 15 and over;

- 主要工作年齡人口(25-59歲人口)佔15歲及以上人口的比例將會下降；及
- 女性人口(她們的勞動人口參與率較男性的為低)佔15歲及以上人口的比例將會上升。

4.2 男性的整體勞動人口參與率按推算在推算期內將會穩步下降，這是受到大部分年齡組別內男性的推算勞動人口參與率下降以及男性人口老化的共同影響。相反地，在二零零四年至二零零九年期間，女性的整體勞動人口參與率按推算將會上升，然後才下降。推算的女性整體勞動人口參與率在二零零四年至二零零九年期間上升的原因是 (i) 從未結婚的女性(她們的勞動人口參與率較曾經結婚的女性的勞動人口參與率為高)在女性人口中的比例按推算將會上升；及 (ii) 考慮到曾經結婚的女性(特別是年齡為25-39歲的曾經結婚的女性)的教育程度改善及延遲生育等因素，她們的勞動人口參與率按推算將會上升。這兩項因素足以抵銷在這些年份女性人口老化的影響有餘。

4.3 15-24歲的青年人的勞動人口參與率，按推算將會由二零零四年的44.3%下降至二零一三年的41.4%及二零二三年的38.6%。這是由於他們接受專上教育的機會有所增加。

4.4 25-29歲的人士的勞動人口參與率最高，按推算將會由二零零四年的91.6%上升至二零一三年的92.3%及二零二三年的92.9%。這是由於女性的推算勞動人口參與率上升(由二零零四年的87.8%上升至二零一三年的90.1%及二零二三年的91.9%)，而這上升與女性有較高的教育程度及遲婚等有關。

(乙) 推算的勞動人口 (表二及圖二)

4.5 在人口結構及各性別年齡組別的勞動人口參與率隨時間轉變的共同影響下，勞動人口在二零零四年至二零一四年期間將會逐漸上升，但由二零一五年至二零二三年期間則會下降。

- decline in the proportion of persons of prime working age (aged 25-59) in the population aged 15 and over; and
- increase in the proportion of females (whose LFPRs are relatively lower than those for males) in the population aged 15 and over.

4.2 The overall LFPR for males is projected to decrease steadily over the projection period. This is attributed to the combined effect of the projected decrease in LFPRs for males in most age groups and aging of the male population. By contrast, the overall LFPR for females is projected to increase during 2004 to 2009 and then decrease afterwards. The projected increase in the overall LFPR for females during 2004 to 2009 is mainly the effect of (i) the projected increase in the proportion of never married females (whose LFPRs are higher than those for ever married females) within the female population; and (ii) the projected increase in the LFPRs for ever married females (particularly those aged 25-39) in consideration of their improved educational attainment, postponement in childbirth, etc. These two factors more than offset the effect of aging of the female population in those years.

4.3 The LFPR for youngsters aged 15-24 is projected to decrease from 44.3% in 2004 to 41.4% in 2013 and 38.6% in 2023 owing to increasing opportunities for attending tertiary education.

4.4 Persons in the age group of 25-29 have the highest LFPR, which is projected to increase from 91.6% in 2004 to 92.3% in 2013 and 92.9% in 2023. This increase is attributable to the projected increase in the LFPR for females (from 87.8% in 2004 to 90.1% in 2013 and 91.9% in 2023), underpinned by their improved educational attainment, marriage postponement, etc.

(b) Projected LF (Table 2 and Chart 2)

4.5 As a result of the combined effect of the changing demographic structure and LFPRs for different age-sex groups over time, the LF will increase gradually during the period 2004 - 2014 but decrease during 2015 - 2023.

4.6 整體勞動人口按推算將會由二零零四年的 354 萬上升至二零一四年的 377 萬，然後下降至二零二三年的 364 萬。這些數字可與相應的 15 歲及以上人口推算數字作比較，二零零四年的人口數字為 575 萬，二零一四年的數字為 649 萬及二零二三年的數字為 697 萬(相應的勞動人口參與率分別為 61.5%、58.1%及 52.2%)。

4.7 在二零二零年至二零二三年期間，女性勞動人口數目按推算會超越男性勞動人口數目。然而，推算的女性勞動人口的增長部分是由於推算的外籍家庭傭工數目增加所引致。若不計算外籍家庭傭工，這些年份的男性勞動人口仍大於女性勞動人口。

4.8 此外，把勞動人口數字與總人口數目(即二零零四年的 679 萬、二零一四年的 739 萬及二零二三年的 789 萬)比較，可概括地顯示有關勞動人口負擔整體人口的情況。勞動人口佔總人口的比例分別為 52.1%、51.0%及 46.1%。(若以居港人口取代陸上非住院人口來計算此比例，相應的數字分別為 51.7%、50.6%及 45.6%。)

5. 局限

5.1 大致上，勞動人口推算有以下的局限：

- (i) 影響人口增長及人口結構的因素如有轉變，例如入境政策轉變，會影響推算結果的有效性；及

4.6 The total LF is projected to increase from 3.54 million in 2004 to 3.77 million in 2014 and then fall to 3.64 million in 2023. These figures may be compared against the projected figures of the population aged 15 and over, viz. 5.75 million in 2004, 6.49 million in 2014 and 6.97 million in 2023 (the corresponding LFPRs being 61.5%, 58.1% and 52.2%).

4.7 The size of female LF is projected to surpass the size of male LF during 2020 to 2023. However, a proportion of projected increase in the female LF is attributed to the projected increase in foreign domestic helpers. If foreign domestic helpers are excluded, the male LF would still be larger than the female LF in these years.

4.8 Also, matching the LF figures against the overall population size (viz. 6.79 million in 2004, 7.39 million in 2014 and 7.89 million in 2023), some idea can be gained about the burden on the labour force in supporting the entire population. The LF as a proportion of overall population would be 52.1%, 51.0% and 46.1% respectively. (If the LF is expressed as a proportion of the Hong Kong Resident Population instead of the land-based non-institutional population, the corresponding figures would be 51.7%, 50.6% and 45.6% respectively.)

5. Limitations

5.1 In general, the LF projection results are subject to the following limitations :

- (i) Change in factors affecting the population growth and population structure, e.g. changes in immigration policies, will affect the validity of the projection results; and

(ii) 以統計方法把勞動人口參與率的過往趨勢外推，假定了各經濟、社會及人口因素的轉變對過往勞動人口參與率的影響會持續至未來。然而，如果那些過往影響勞動人口參與率的因素不再適用(或適用的程度已轉變)，又或者有新的因素影響，推算的結果將不能充分反映這些轉變對勞動人口參與率的影響。

5.2 總括而言，為了反映人口及勞工市場的最新發展，勞動人口推算應定期從新編製。

(ii) Statistical extrapolation of past trends of LFPRs assumes that the past impacts on LFPRs caused by the changes in economic and other socio-demographic factors would continue into the future. However, if those factors affecting LFPRs in the past no longer apply (or apply to different extent), or if there are new factors coming into play, the impacts of these changes on LFPRs would not be adequately taken into account in the projection results.

5.2 Generally, the LF projections should be re-compiled periodically to take into account the latest developments in the population and the labour market.

表一 二零零四年至二零二三年按性別及年齡組別劃分的推算勞動人口參與率
Table 1 Projected Labour Force Participation Rates by Sex and Age Group, 2004-2023

性別/ 年齡組別 Sex/ Age group	2004	2005	2006	2007	2008	2009	2010	2011	2012	2013
	(%)	(%)	(%)	(%)	(%)	(%)	(%)	(%)	(%)	(%)
男										
Male										
15-24	44.1	43.4	42.6	41.8	41.0	40.7	40.3	39.9	39.7	39.8
25-29	96.0	95.9	95.8	95.6	95.5	95.4	95.3	95.3	95.2	95.1
30-39	97.5	97.4	97.3	97.3	97.2	97.2	97.1	97.1	97.0	97.0
40-49	96.0	95.8	95.7	95.6	95.4	95.3	95.2	95.1	95.0	95.0
50-64	75.9	76.0	76.1	75.7	75.3	74.9	74.3	73.8	73.6	73.4
65+	9.5	9.1	8.8	8.6	8.3	8.1	7.8	7.6	7.4	7.2
15+	72.2	71.7	71.3	70.8	70.3	69.9	69.3	68.7	68.1	67.6
女										
Female										
15-24	44.5	44.3	44.0	43.6	43.2	43.1	42.9	42.7	42.7	43.0
25-29	87.8	88.3	88.7	88.9	89.2	89.4	89.6	89.8	89.9	90.1
30-39	74.2	75.5	76.4	77.4	78.1	78.7	79.1	79.4	79.6	79.8
40-49	62.1	63.0	64.0	64.9	65.7	66.6	66.8	67.0	67.1	67.2
50-64	37.4	37.8	38.1	38.3	38.4	38.3	37.9	37.8	37.5	37.4
65+	1.5	1.5	1.4	1.3	1.2	1.2	1.1	1.1	1.0	1.0
15+	51.8	52.0	52.2	52.4	52.5	52.6	52.3	52.0	51.6	51.3
男女合計										
Both sexes										
15-24	44.3	43.8	43.3	42.7	42.1	41.9	41.6	41.3	41.2	41.4
25-29	91.6	91.8	92.0	92.1	92.2	92.2	92.2	92.2	92.3	92.3
30-39	84.2	84.8	85.2	85.7	86.1	86.3	86.5	86.7	86.7	86.8
40-49	78.3	78.5	78.8	79.0	79.1	79.3	79.1	79.0	78.8	78.6
50-64	57.1	57.1	57.2	57.0	56.6	56.3	55.7	55.3	54.9	54.6
65+	5.3	5.1	4.9	4.7	4.6	4.4	4.3	4.1	4.0	3.9
15+	61.5	61.3	61.2	61.0	60.8	60.6	60.1	59.6	59.1	58.6

表一 (續) 二零零四年至二零二三年按性別及年齡組別劃分的推算勞動人口參與率
 Table 1 (Cont'd) Projected Labour Force Participation Rates by Sex and Age Group, 2004-2023

性別/ 年齡組別 Sex/ Age group	2014	2015	2016	2017	2018	2019	2020	2021	2022	2023
	(%)	(%)	(%)	(%)	(%)	(%)	(%)	(%)	(%)	(%)
男										
Male										
15-24	39.9	40.1	40.0	39.9	39.1	38.0	37.0	36.3	35.5	35.2
25-29	95.0	94.9	94.8	94.7	94.7	94.6	94.5	94.5	94.4	94.3
30-39	96.9	96.8	96.8	96.8	96.7	96.7	96.6	96.6	96.5	96.5
40-49	94.9	94.9	94.8	94.7	94.6	94.5	94.4	94.4	94.3	94.3
50-64	73.1	72.8	72.3	71.7	70.9	70.2	69.6	69.1	68.9	68.7
65+	7.0	6.8	6.7	6.5	6.3	6.2	6.1	5.9	5.8	5.7
15+	67.0	66.4	65.8	65.2	64.4	63.6	62.8	62.0	61.2	60.3
女										
Female										
15-24	43.3	43.7	43.9	44.0	43.5	43.0	42.4	42.0	41.7	41.6
25-29	90.3	90.5	90.6	90.8	90.9	91.1	91.3	91.4	91.6	91.9
30-39	79.9	80.1	80.2	80.2	80.3	80.3	80.3	80.4	80.4	80.5
40-49	67.2	67.3	67.3	67.3	67.3	67.3	67.4	67.4	67.5	67.6
50-64	37.2	37.1	36.8	36.3	35.7	35.3	35.0	34.8	34.8	34.6
65+	0.9	0.9	0.8	0.8	0.8	0.7	0.7	0.6	0.6	0.6
15+	50.9	50.5	50.0	49.6	49.0	48.4	47.9	47.4	46.8	46.2
男女合計										
Both sexes										
15-24	41.6	41.9	42.0	42.0	41.4	40.6	39.8	39.3	38.7	38.6
25-29	92.4	92.4	92.5	92.5	92.6	92.6	92.7	92.7	92.8	92.9
30-39	86.8	86.9	86.9	86.9	86.8	86.8	86.8	86.7	86.7	86.7
40-49	78.5	78.4	78.3	78.2	78.0	78.0	78.0	78.0	78.0	78.0
50-64	54.1	53.7	53.1	52.4	51.6	50.9	50.2	49.7	49.4	48.9
65+	3.8	3.6	3.5	3.4	3.3	3.2	3.1	3.1	3.0	2.9
15+	58.1	57.6	57.0	56.4	55.7	55.0	54.3	53.6	53.0	52.2

表二 二零零四年至二零二三年按性別及年齡組別劃分的推算勞動人口
Table 2 Projected Labour Force by Sex and Age Group, 2004-2023

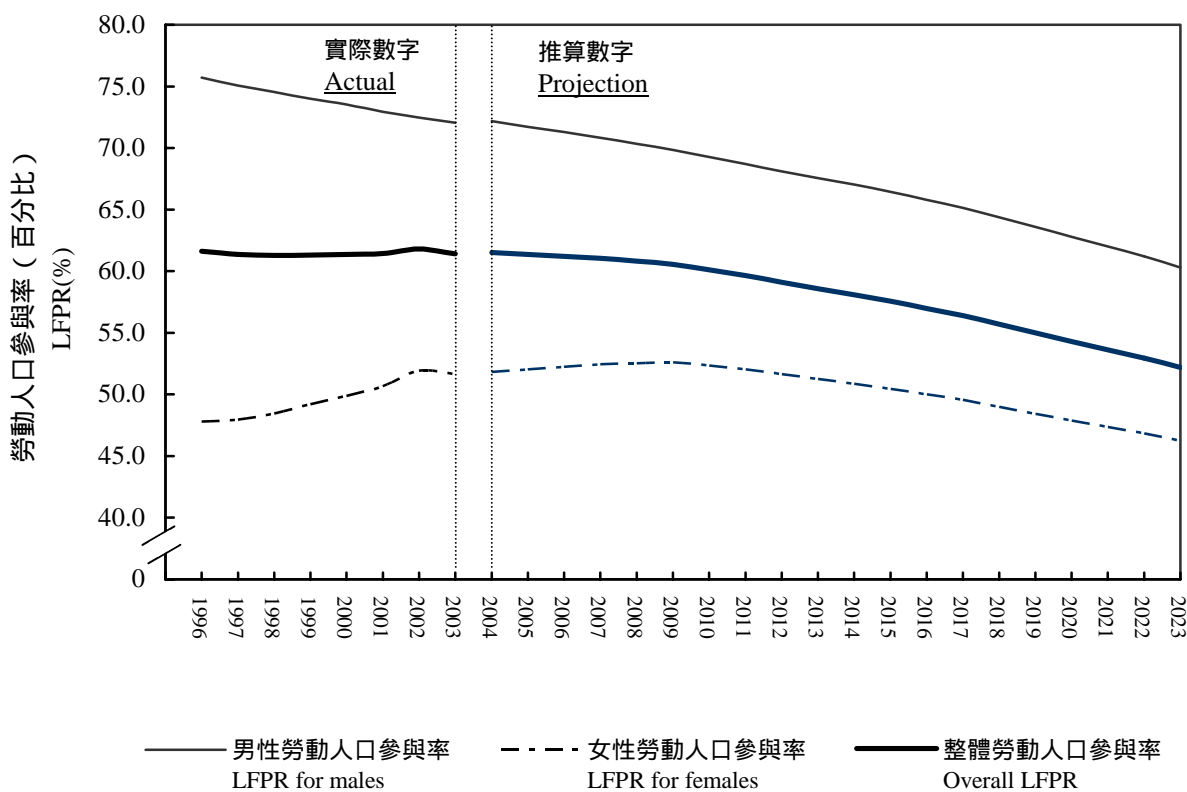
性別/ 年齡組別 Sex/ Age group	<u>2004</u>	<u>2005</u>	<u>2006</u>	<u>2007</u>	<u>2008</u>	<u>2009</u>	<u>2010</u>	<u>2011</u>	<u>2012</u>	<u>2013</u>
男 Male										
15-24	195 500	192 600	188 800	184 500	180 500	178 400	177 000	175 400	174 300	172 000
25-29	213 100	209 300	208 900	208 000	209 300	209 400	208 400	206 600	203 700	201 300
30-39	504 000	491 800	480 900	474 700	467 800	461 900	457 500	453 200	450 100	446 500
40-49	610 600	611 300	605 800	594 500	579 600	564 300	547 200	530 900	517 500	502 300
50-64	415 600	434 500	456 400	479 500	504 400	527 500	549 100	570 400	584 400	599 200
65+	34 800	34 300	33 700	32 900	32 200	31 800	31 400	31 000	31 300	31 700
15+	1 973 700	1 973 800	1 974 500	1 974 200	1 973 700	1 973 400	1 970 600	1 967 400	1 961 200	1 952 900
女 Female										
15-24	195 600	197 700	197 800	197 800	196 100	195 800	195 500	195 200	195 100	194 300
25-29	221 800	217 500	218 000	218 900	224 100	229 300	234 500	237 300	240 100	240 900
30-39	511 200	515 800	519 000	526 600	531 100	532 900	531 800	530 500	530 000	530 200
40-49	430 700	448 200	463 200	473 500	483 100	493 800	500 400	505 600	508 400	507 300
50-64	196 000	210 100	226 300	244 200	262 100	279 000	292 600	308 300	320 100	334 900
65+	6 300	6 100	5 900	5 600	5 400	5 100	5 100	5 000	4 900	4 900
15+	1 561 600	1 595 500	1 630 200	1 666 700	1 702 000	1 736 000	1 760 000	1 781 900	1 798 600	1 812 500
男女合計 Both sexes										
15-24	391 100	390 200	386 700	382 400	376 600	374 300	372 500	370 600	369 300	366 300
25-29	434 900	426 800	426 900	427 000	433 400	438 800	442 900	443 900	443 700	442 200
30-39	1 015 200	1 007 600	999 900	1 001 300	998 800	994 800	989 300	983 700	980 100	976 700
40-49	1 041 300	1 059 500	1 069 000	1 068 000	1 062 700	1 058 000	1 047 600	1 036 500	1 025 900	1 009 600
50-64	611 600	644 600	682 700	723 700	766 500	806 500	841 800	878 600	904 500	934 100
65+	41 200	40 400	39 600	38 500	37 700	36 900	36 400	36 000	36 200	36 600
15+	3 535 300	3 569 200	3 604 700	3 640 900	3 675 700	3 709 400	3 730 600	3 749 300	3 759 800	3 765 400

表二 (續) 二零零四年至二零二三年按性別及年齡組別劃分的推算勞動人口
Table 2 (Cont'd) Projected Labour Force by Sex and Age Group, 2004-2023

性別/ 年齡組別 Sex/ Age group	<u>2014</u>	<u>2015</u>	<u>2016</u>	<u>2017</u>	<u>2018</u>	<u>2019</u>	<u>2020</u>	<u>2021</u>	<u>2022</u>	<u>2023</u>
男 Male										
15-24	167 700	164 600	161 400	157 000	150 400	142 600	134 800	129 100	123 800	121 900
25-29	202 000	203 200	204 100	205 900	206 900	205 300	205 100	204 200	201 200	193 800
30-39	442 800	438 600	436 800	433 500	432 700	434 000	434 400	433 700	432 800	431 700
40-49	491 100	481 100	471 700	466 500	460 100	454 500	450 200	446 100	443 000	439 600
50-64	607 600	610 900	610 600	607 100	601 200	594 400	585 000	575 300	565 200	553 600
65+	32 200	33 000	33 500	3 400	34 500	35 100	35 800	36 600	37 500	38 500
15+	1 943 400	1 931 300	1 918 100	1 904 000	1 885 800	1 865 900	1 845 500	1 825 000	1 803 500	1 779 100
女 Female										
15-24	191 400	189 700	188 200	185 500	180 600	175 200	169 500	165 700	162 300	162 100
25-29	243 900	246 500	248 900	252 000	254 900	254 700	256 300	257 500	256 700	251 600
30-39	531 200	532 500	535 300	538 100	542 300	548 800	554 700	558 500	562 900	565 500
40-49	506 400	505 600	504 400	505 500	504 200	501 700	498 000	494 800	493 000	491 800
50-64	346 700	356 200	362 800	366 400	368 400	371 500	375 100	379 000	382 000	383 400
65+	4 900	4 900	4 900	4 800	4 800	4 800	4 800	4 800	4 800	4 800
15+	1 824 400	1 835 300	1 844 500	1 852 400	1 855 200	1 856 700	1 858 400	1 860 300	1 861 700	1 859 200
男女合計 Both sexes										
15-24	359 100	354 300	349 600	342 500	331 000	317 800	304 400	294 800	286 100	284 000
25-29	446 000	449 600	453 000	457 900	461 800	460 100	461 400	461 700	458 000	445 400
30-39	974 000	971 100	972 100	971 600	975 000	982 800	989 100	992 200	995 700	997 200
40-49	997 500	986 700	976 100	972 000	964 300	956 200	948 200	940 900	936 000	931 400
50-64	954 200	967 100	973 400	973 500	969 700	965 900	960 100	954 300	947 200	937 000
65+	37 100	37 800	38 400	38 800	39 300	39 900	40 600	41 400	42 300	43 300
15+	3 767 800	3 766 600	3 762 600	3 756 300	3 741 100	3 722 600	3 703 800	3 685 300	3 665 200	3 638 300

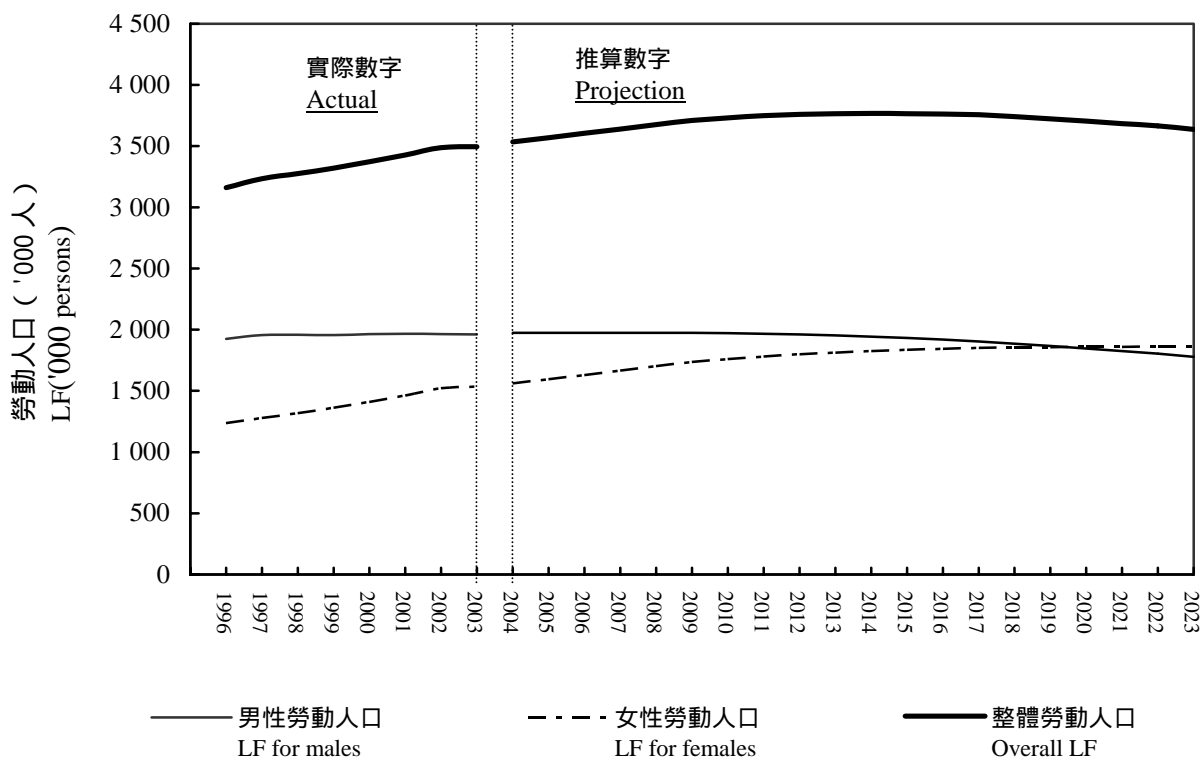
圖一 按性別劃分的勞動人口參與率

Chart 1 Labour Force Participation Rates (LFPR) by Sex



圖二 按性別劃分的勞動人口

Chart 2 Labour Force (LF) by Sex



二零零四年一月至 一月刊載的專題文章目錄

List of Feature Articles Published during January to November 2004

月份	文章題目	Month	Title of Article
1	(i) 香港的銀行業 (ii) 遞交電子貿易文件的最新發展 (iii) 二零零一年單親人士概況剖析	1	(i) The banking industry in Hong Kong (ii) Latest development in electronic submission of trade documents (iii) A profile of single parents, 2001
2	(i) 吸煙情況 (ii) 鐵柵內的人口 (iii) 2001至2002年工商業的創新活動統計數字	2	(i) Pattern of smoking (ii) Population behind bars (iii) Statistics on innovation activities in the business sector, 2001 – 2002
3	(i) 電子產品及電子行業統計數字 (ii) 消費物價指數及其在一九九四至二零零三年間的變動情況 (iii) 對外直接投資統計 (iv) 二零零二年香港經濟的四大支柱行業	3	(i) Statistics on electronic products and the electronics industry (ii) Consumer Price Index and its movements during 1994 – 2003 (iii) External direct investment statistics (iv) The four pillar industries in the Hong Kong economy for 2002
4	(i) 二零零三年就業綜合估計數字 (ii) 二零零三年失業率的走勢 (iii) 按運輸方式分析的香港對外商品貿易 (iv) 進出口貨品價格統計調查	4	(i) Composite employment estimates 2003 (ii) The movement of the unemployment rate in 2003 (iii) Analysis of Hong Kong's external merchandise trade by mode of transport (iv) Specification price survey of imports and exports
5	(i) 二零零零年至二零零三年本港居民到中國內地旅行的消費開支 (ii) 主要經濟行業的結構及營運特色比較 (iii) 香港對外債務統計與選定經濟體系的比較 (iv) 1998至2002年香港的研究及發展統計數字	5	(i) Consumption expenditure of Hong Kong residents travelling to the mainland of China, 2000 – 2003 (ii) A comparison of the structural and operating characteristics of major economic sectors (iii) External debt statistics of Hong Kong and selected economies (iv) Research and development statistics of Hong Kong, 1998 – 2002
6	(i) 二零零三年按區議會分區劃分的香港人口概況 (ii) 一九九八至二零零三年以離岸價值計算的香港進口 (iii) 二零零三年到中國內地作私人旅行的本港居民的社會經濟特徵 (iv) 一九九三至二零零二年運輸業的業務表現及營運特色 (v) 二零零三年香港的中醫藥業	6	(i) The profile of Hong Kong population analysed by District Council district, 2003 (ii) Hong Kong's imports measured on free on board (f.o.b.) basis, 1998 – 2003 (iii) Socio-economic characteristics of Hong Kong residents making personal travel to the mainland of China, 2003 (iv) Business performance and operating characteristics of the transport sector, 1993 – 2002 (v) The Chinese medicine sector in Hong Kong, 2003
7	(i) 香港服務貿易的發展 (ii) 香港的資訊科技及電訊業 (iii) 一九九四至二零零三年綜合社會保障援助計劃的統計數字 (iv) 香港人口推算 2004 – 2033	7	(i) Development of trade in services of Hong Kong (ii) The information technology and telecommunications sector in Hong Kong (iii) Statistics on Comprehensive Social Security Assistance Scheme, 1994 – 2003 (iv) Hong Kong population projections 2004 – 2033
8	(i) 一九九八年至二零零三年港口轉運貨物統計 (ii) 自僱人士就業情況 (iii) 業務展望按季統計調查	8	(i) Port transshipment cargo statistics, 1998 – 2003 (ii) Self-employment (iii) Quarterly business tendency survey
9	(i) 香港留用進口分析 (ii) 香港主要經濟活動的勞工生產力指數 (iii) 一九九三年至二零零二年的香港地產業	9	(i) Analysis of Hong Kong's retained imports (ii) Labour productivity index for major economic activities of Hong Kong (iii) The real estate sector in Hong Kong, 1993 to 2002
10	(i) 一九九三至二零零三年香港涉及外發中國內地加工的貿易 (ii) 至二零三三年的香港家庭住戶推算 (iii) 按經濟活動劃分的本地生產總值	10	(i) Hong Kong's trade involving outward processing in the mainland of China, 1993 – 2003 (ii) Hong Kong domestic household projections up to 2033 (iii) Gross Domestic Product (GDP) by economic activity
11	(i) 香港勞動人口推算 2004 – 2023 (ii) 2000年至2002年香港「技術國際收支平衡」統計數字	11	(i) Hong Kong labour force projections for 2004 – 2023 (ii) Technology balance of payments statistics of Hong Kong, 2000 – 2002

**二零零四年十二月至二零零五年三月
政府統計處定期性統計數據發布日期一覽表
Schedule for Issuing Regular Releases of Statistical Data by
the Census and Statistics Department, December 2004 - March 2005**

每年九月底，本處會向傳媒公布翌年定期性統計數據新聞發布的詳細時間表。本附錄載列未來四個月的發布日期。數據於發布日期下午四時十五分向傳媒公布。有關的新聞公布於稍後時間列載於政府統計處的網站上，網址是 <http://www.info.gov.hk/censtatd/>。發布日期下午四時十五分後致電本處，亦可查詢有關統計數據。

The date schedule for issuing regular press releases of statistical data in the ensuing year is issued to the mass media in end September of each year. This Annex gives the schedule for the coming four months. Data are issued to the media at 4:15 p.m. on the date of release. The press releases are posted shortly afterwards on the Department's website (Address-<http://www.info.gov.hk/censtatd/>). Telephone enquiries may also be made to the Department after 4:15 p.m. on the release date.

統計數據	發布日期 (日/月/年)
Statistical Data	Release Date (DD/MM/YYYY)

人口統計

Population Statistics

- | | | |
|----|---|--|
| 1. | 二零零四年年底人口數字
<i>查詢電話 Enquiry Telephone Number</i> 2716 8044 | End-year Population for 2004
15.02.2005 |
|----|---|--|

勞工統計

Labour Statistics

- | | | |
|----|---|--|
| 1. | 失業及就業不足統計數字
二零零四年九月至十一月
二零零四年十月至十二月
二零零四年十一月至二零零五年一月
二零零四年十二月至二零零五年二月
<i>查詢電話 Enquiry Telephone Number</i> 2887 5506 | Unemployment and Underemployment Statistics
September - November 2004
October - December 2004
November 2004 - January 2005
December 2004 - February 2005
16.12.2004
18.01.2005
21.02.2005
21.03.2005 |
| 2. | 就業及空缺統計
二零零四年九月
二零零四年十二月
<i>查詢電話 Enquiry Telephone Number</i> 2582 4751 | Employment and Vacancies Statistics
September 2004
December 2004
20.12.2004
22.03.2005 |
| 3. | 薪金總額及工資統計
二零零四年第三季
二零零四年第四季
<i>查詢電話 Enquiry Telephone Number</i> 2887 5584 | Payroll and Wage Statistics
3rd Quarter 2004
4th Quarter 2004
30.12.2004
29.03.2005 |

對外貿易統計

External Trade Statistics

- | | | |
|----|---|---|
| 1. | 對外商品貿易總計數字
二零零四年十一月
<i>查詢電話 Enquiry Telephone Number</i> 2582 5041 | External Merchandise Trade Aggregate Figures
November 2004
28.12.2004 |
| 2. | 按國家/地區及貨品分析的對外商
品貿易統計
二零零四年十月
二零零四年十一月 ⁽¹⁾⁽²⁾
<i>查詢電話 Enquiry Telephone Number</i> 2582 5041 | External Merchandise Trade Statistics Classified
by Country/Territory and Commodity
October 2004
November 2004 ⁽¹⁾⁽²⁾
02.12.2004
04.01.2005 |

- 註： (1) 由統計月份二零零四年十二月開始，按國家/地區及貨品分析的對外商品貿易統計數字將包括在名為「對外商品貿易統計」的新聞稿內。後者取代以往名為「對外商品貿易總計數字」的新聞稿。
(2) 這是該系列新聞稿的最後一期。

- Notes: (1) Starting with the reference month of December 2004, merchandise trade statistics classified by country/territory and commodity will be covered in the press release entitled "External Merchandise Trade Statistics" which replaces the previous series entitled "External Merchandise Trade Aggregate Figures".
(2) This is the last press release in the series.

對外貿易統計 (續)

External Trade Statistics (Cont'd)

3. 對外商品貿易統計	External Merchandise Trade Statistics	
二零零四年十二月 ⁽¹⁾	December 2004 ⁽¹⁾	27.01.2005
二零零五年一月	January 2005	28.02.2005
二零零五年二月	February 2005	29.03.2005

查詢電話 Enquiry Telephone Number 2582 5041

註： (1) 由統計月份二零零四年十二月開始，按國家/地區及貨品分析的對外商品貿易統計數字將包括在名為「對外商品貿易統計」的新聞稿內。後者取代以往名為「對外商品貿易總計數字」的新聞稿。

Note: (1) Starting with the reference month of December 2004, merchandise trade statistics classified by country/territory and commodity will be covered in the press release entitled "External Merchandise Trade Statistics" which replaces the previous series entitled "External Merchandise Trade Aggregate Figures".

4. 對外商品貿易貨量及價格統計	Volume and Price Statistics of External Merchandise Trade	
二零零四年十月	October 2004	23.12.2004
二零零四年十一月	November 2004	24.01.2005
二零零四年十二月	December 2004	22.02.2005
二零零五年一月	January 2005	24.03.2005

查詢電話 Enquiry Telephone Number 2582 4914

5. 按產品所屬工業劃分的本港製造業	Domestic Export Statistics Classified by Industrial Origin	
產品出口統計		
二零零四年	2004	14.02.2005

查詢電話 Enquiry Telephone Number 2805 6641

6. 船隻、港口貨物及貨櫃統計	Statistics on Vessels, Port Cargo and Containers	
二零零四年第三季	3rd Quarter 2004	10.12.2004
二零零四年第四季	4th Quarter 2004	11.03.2005

查詢電話 Enquiry Telephone Number 2582 4889

7. 涉及外發中國內地加工貿易統計	Statistics on Trade Involving Outward Processing in the Mainland of China	
二零零四年第三季	3rd Quarter 2004	21.12.2004
二零零四年第四季	4th Quarter 2004	22.03.2005

查詢電話 Enquiry Telephone Number 2565 7446

物價統計

Price Statistics

1. 消費物價指數	Consumer Price Index	
二零零四年十一月	November 2004	23.12.2004
二零零四年十二月	December 2004	21.01.2005
二零零五年一月	January 2005	22.02.2005
二零零五年二月	February 2005	22.03.2005

查詢電話 Enquiry Telephone Number 2805 6401

國民收入及國際收支平衡統計

National Income and Balance of Payments Statistics

1. 本地生產總值	Gross Domestic Product	
二零零四年第四季 ⁽¹⁾	4th Quarter 2004 ⁽¹⁾	16.03.2005

查詢電話 Enquiry Telephone Number 2582 4787

註： (1) 二零零四年第四季及二零零四年全年的本地生產總值會連同其他輔導文件，在財政司司長宣讀《財政預算案演詞》當日公布。而根據財政司司長辦公室所提供的資料，財政預算案將於二零零五年三月十六日公布。政府統計處不會在當日就二零零四年第四季及二零零四年全年的本地生產總值另發新聞稿。

Note: (1) The Gross Domestic Product (GDP) for the fourth quarter of 2004 and the whole year of 2004 together with other supporting materials will be released along with the Financial Secretary's Budget Speech. According to the Financial Secretary's Office, the budget speech is scheduled to be delivered on 16 March 2005. No separate press release on the GDP for the fourth quarter of 2004 and the whole year of 2004 will be issued by the Census and Statistics Department on that day.

國民收入及國際收支平衡統計 (續)

National Income and Balance of Payments Statistics (Cont'd)

2.	以固定價格計算按經濟活動劃分的 按季本地生產總值	Quarterly Constant Price Gross Domestic Product by Economic Activity	
	二零零四年第三季	3rd Quarter 2004	28.12.2004
	二零零四年第四季	4th Quarter 2004	31.03.2005
	查詢電話 Enquiry Telephone Number 2116 5188		
3.	本地居民生產總值及對外要素收益 流動數字	Gross National Product and External Factor Income Flows	
	二零零四年第三季	3rd Quarter 2004	20.12.2004
	二零零四年第四季	4th Quarter 2004	16.03.2005
	查詢電話 Enquiry Telephone Number 2116 5101		
4.	國際收支平衡統計	Balance of Payments Statistics	
	二零零四年第三季	3rd Quarter 2004	30.12.2004
	二零零四年第四季	4th Quarter 2004	31.03.2005
	查詢電話 Enquiry Telephone Number 2116 8660		

其他各類統計

Various Other Types of Statistics

1.	零售業銷貨額統計	Retail Sales Statistics	
	二零零四年十月	October 2004	07.12.2004
	二零零四年十一月	November 2004	07.01.2005
	二零零四年十二月	December 2004	07.02.2005
	二零零五年一月	January 2005	08.03.2005
	查詢電話 Enquiry Telephone Number 2802 1367		
2.	工業生產指數和製造業生產者 價格指數	Quarterly Index of Industrial Production and Quarterly Producer Price Indices for Manufacturing Industries	
	二零零四年第三季	3rd Quarter 2004	17.12.2004
	二零零四年第四季	4th Quarter 2004	18.03.2005
	查詢電話 Enquiry Telephone Number 2805 6641		
3.	建造工程完成量統計	Construction Output Statistics	
	二零零四年第三季	3rd Quarter 2004	17.12.2004
	二零零四年第四季	4th Quarter 2004	17.03.2005
	查詢電話 Enquiry Telephone Number 2805 6424		
4.	食肆的收入及購貨額統計	Restaurant Receipts and Purchases Statistics	
	二零零四年第四季	4th Quarter 2004	17.02.2005
	查詢電話 Enquiry Telephone Number 2802 1367		
5.	服務行業按季業務收益指數	Quarterly Business Receipts Indices for Service Industries	
	二零零四年第三季	3rd Quarter 2004	17.12.2004
	二零零四年第四季	4th Quarter 2004	18.03.2005
	查詢電話 Enquiry Telephone Number 2802 1269		
6.	按季業務展望統計調查結果	Results of the Quarterly Business Tendency Survey	
	二零零五年第一季	1st Quarter 2005	31.01.2005
	查詢電話 Enquiry Telephone Number 2805 6112		

政府統計處刊物一覽 (截至二零零四年 一月一日)
List of Publications of the Census and Statistics Department (as at 1.11.2004)

名稱	Title	最新期號##	售價(港元) Price(HK\$)		
			印刷版 Print Version	不包括 郵費 Not Including Postage	下載版 Download Version
綜合性統計刊物	General Statistical Digests				
香港經濟趨勢 (半月刊)	Hong Kong Economic Trends (half-monthly)	29/10/2004	12.0	15.0	9.0
香港統計月刊 ** §	Hong Kong Monthly Digest of Statistics ** §	10/2004	65.0	81.5	48.8
香港統計年刊 §	Hong Kong Annual Digest of Statistics §	2004	94.0	122.0	70.5
香港社會及經濟趨勢 (雙年刊) §	Hong Kong Social and Economic Trends (biennial) §	2003	100.0	116.4	100.0
香港的發展(1967 - 2002) - 統計圖表集 (特刊) §	A Graphic Guide on Hong Kong's Development (1967 - 2002) (ad hoc) §	-	38.0	54.4	38.0
香港統計數字一覽 (年刊) ++	Hong Kong in Figures (annual) ++	2004	<-----	免費 Free	<----->
對外貿易	External Trade				
商品貿易統計	Merchandise Trade Statistics				
香港商品貿易統計：	Hong Kong Merchandise Trade Statistics：				
進口 (月刊)	Imports (monthly)	7/2004	197.0	225.0	147.8
港產品出口及轉口 (月刊)	Domestic Exports and Re-exports (monthly)	7/2004	197.0	225.0	147.8
周年附刊，按國家及貨品劃分：	Annual Supplement, Country by Commodity：				
- 進口	- Imports	2003	208.0	236.0	208.0
- 港產品出口及轉口	- Domestic Exports and Re-exports	2003	208.0	255.0	208.0
上述商品貿易統計刊物亦備電腦輸出縮微 膠片 (COM) +：	The above merchandise trade statistics publications are also available in Computer Output Microfiche (COM) +：				
進口 (月刊)	Imports (monthly)	8/2004	52.5	55.5	-
港產品出口 (月刊)	Domestic Exports (monthly)	8/2004	33.0	36.0	-
轉口 (月刊)	Re-exports (monthly)	8/2004	70.0	73.0	-
周年附刊	Annual Supplement				
- 進口	- Imports	2003	93.5	96.5	-
- 港產品出口	- Domestic Exports	2003	70.5	73.5	-
- 轉口	- Re-exports	2003	146.5	149.5	-
香港對外商品貿易 (月刊)	Hong Kong External Merchandise Trade (monthly)	8/2004	55.0	71.5	41.3
香港對外商品貿易回顧 (年刊)	Annual Review of Hong Kong External Merchandise Trade (annual)	2003	56.0	64.2	42.0
香港商品貿易指數 (月刊)	Hong Kong Merchandise Trade Index Numbers (monthly)	8/2004	15.0	19.0	11.3
對外商品貿易數字 (月刊)	External Merchandise Trade Figures (monthly)	9/2004	<-----	免費 Free	<----->
按產品所屬工業劃分的港產品出口統計數字 (季刊)	Domestic Exports Statistics Classified by Industrial Origin (quarterly)	Q2/2004	<-----	免費 Free	<----->
船務統計	Shipping Statistics				
香港船務統計 (季刊)	Hong Kong Shipping Statistics (quarterly)	4-6/2004	47.0	55.5	35.3
服務貿易統計	Trade in Services Statistics				
香港服務貿易統計報告 (年刊)	Report on Hong Kong Trade in Services Statistics (annual)	2002	38.0	42.4	28.5
國民收入	National Income				
本地生產總值 (季刊)	Gross Domestic Product (quarterly)	Q2/2004	28.0	32.5	21.0
本地生產總值 (年刊) ++	Gross Domestic Product (annual) ++	2003	52.0	60.2	39.0
本地生產總值特刊，二零零二年八月 (特刊)	Special Report on Gross Domestic Product, August 2002 (ad hoc)	-	46.0	54.2	46.0
國際收支平衡	Balance of Payments				
香港國際收支平衡統計 一九九七年至一九九九年 (特刊)	Balance of Payments Statistics of Hong Kong 1997 to 1999 (ad hoc)	-	14.0	18.0	14.0
香港國際收支平衡統計 (季刊)	Balance of Payments Statistics of Hong Kong (quarterly)	Q2/2004	24.0	28.0	18.0
勞工	Labour				
勞動人口、就業及空缺統計	Labour Force, Employment and Vacancy Statistics				
綜合住戶統計調查按季統計報告書	Quarterly Report on General Household Survey	4-6/2004	38.0	46.5	28.5
就業及空缺按季統計報告	Quarterly Report of Employment and Vacancies Statistics	6/2004	30.0	34.5	22.5
建築地盤就業及空缺按季統計報告	Quarterly Report of Employment and Vacancies at Construction Sites	6/2004	24.0	28.0	18.0

政府統計處刊物一覽 (截至二零零四年 一月一日) (續)

List of Publications of the Census and Statistics Department (as at 1.11.2004) (Cont'd)

名稱	Title	最新期號##	售價(港元) Price(HK\$)		
			印刷版 Print Version	不包括 郵費 Not Including Postage	下載版 Download Version
勞動人口、就業及空缺統計 (續)	Labour Force, Employment and Vacancy Statistics (Cont'd)				
就業及空缺統計 (詳細統計表) (年刊):	Employment and Vacancies Statistics (Detailed Tables) (annual):				
甲系列 (服務業)	Series A (Services Sectors)	2004	62.0	78.4	46.5
乙系列 (批發、零售、飲食及酒店業)	Series B (Wholesale and Retail Trades, Restaurants and Hotels)	2004	48.0	52.4	36.0
丙系列 (工業)	Series C (Industrial Sectors)	2003	90.0	106.4	67.5
丁系列 (進出口貿易業)	Series D (Import/Export Trades)	2003	29.0	33.0	21.8
工資及勞工收入統計	Wages and Labour Earnings Statistics				
工資及薪金總額按季統計報告	Quarterly Report of Wage and Payroll Statistics	6/2004	33.0	41.5	24.8
經理級與專業僱員薪金及僱員福利統計報告 (高層管理人員除外) (年刊) §	Report of Salaries and Employee Benefits Statistics Managerial and Professional Employees (Excluding Top Management) (annual) §	2003	20.0	24.4	20.0
從事公營建築工程的工人每日平均工資 (月刊)	Average Daily Wages of Workers Engaged in Public Sector Construction Projects (monthly)	8/2004	<-----	免費 Free	<----->
人力統計	Manpower Statistics				
二零零二年人力培訓及工作技能需求機構單位統計調查報告 (特刊)	Report on 2002 Establishment Survey on Manpower Training and Job Skills Requirements (ad hoc)	-	48.0	56.2	48.0
消費物價及住戶開支	Consumer Prices and Household Expenditure				
消費物價指數月報	Monthly Report on the Consumer Price Index	9/2004	34.0	38.5	25.5
消費物價指數年報	Annual Report on the Consumer Price Index	2003	36.0	44.2	27.0
一九九九至二零零零年住戶開支統計調查及重訂消費物價指數基期 (特刊)	1999/2000 Household Expenditure Survey and the Rebasing of the Consumer Price Indices (ad hoc)	-	28.0	36.2	28.0
工商業	Commerce and Industry				
工業生產	Industrial Production				
工業生產按年統計調查報告	Report on Annual Survey of Industrial Production	2002	44.0	52.2	33.0
工業生產按季指數	Quarterly Index of Industrial Production	Q2/2004	7.0	10.0	5.3
製造業按季生產者價格指數	Quarterly Producer Price Indices for Manufacturing Industries	Q2/2004	6.0	9.0	4.5
紡織業生產按季統計數字	Quarterly Textile Production Statistics	Q2/2004	3.0	6.0	2.3
經銷及服務業	Distribution and Services				
批發、零售、進口與出口貿易、食肆及酒店按年統計調查報告	Report on Annual Survey of Wholesale, Retail and Import and Export Trades, Restaurants and Hotels	2002	46.0	54.2	34.5
食肆的收入及購貨額按季統計調查報告	Report on Quarterly Survey of Restaurant Receipts and Purchases	Q2/2004	4.0	7.0	3.0
零售業銷貨額按月統計調查報告	Report on Monthly Survey of Retail Sales	8/2004	7.0	10.0	5.3
運輸及有關服務按年統計調查報告	Report on Annual Survey of Transport and Related Services	2002	38.0	42.0	28.5
倉庫、通訊、財務、保險及商用服務按年統計調查報告	Report on Annual Survey of Storage, Communication, Financing, Insurance and Business Services	2002	36.0	44.2	27.0
服務行業按季業務收益指數	Quarterly Business Receipts Indices for Service Industries	Q2/2004	8.0	11.0	6.0
服務業統計摘要 (年刊)	Statistical Digest of the Services Sector (annual)	2004	122.0	138.4	91.5
服務業統計摘要按季補充資料	Quarterly Supplement to Statistical Digest of the Services Sector	Q2/2004	60.0	69.0	45.0
屋宇建築及建造	Building and Construction				
屋宇建築、建造及地產業按年統計調查報告	Report on Annual Survey of Building, Construction and Real Estate Sectors	2002	34.0	38.0	25.5
建造工程完成量按季統計調查報告	Report on the Quarterly Survey of Construction Output	Q2/2004	14.0	18.0	10.5
特選建築材料平均批發價格 (月刊)	Average Wholesale Prices of Selected Building Materials (monthly)	7/2004	<-----	免費 Free	<----->
政府合約的工資及材料成本指數 (月刊)	Index Numbers of the Costs of Labour and Selected Materials Used in Government Contracts (monthly)	7/2004	<-----	免費 Free	<----->
公營建築工程的工資及材料成本指數 (1995年6月=100) (月刊)	Index Numbers of the Costs of Labour and Materials Used in Public Sector Construction Projects (June 1995=100) (monthly)	7/2004	<-----	免費 Free	<----->
公營建築工程的工資及材料成本指數 (2003年4月=100) (月刊)	Index Numbers of the Costs of Labour and Materials Used in Public Sector Construction Projects (April 2003=100) (monthly)	8/2004	<-----	免費 Free	<----->

政府統計處刊物一覽 (截至二零零四年 一月一日) (續)

List of Publications of the Census and Statistics Department (as at 1.11.2004) (Cont'd)

名稱	Title	最新期號##	售價(港元) Price(HK\$)		
			印刷版 Print Version	不包括 郵費 Not Including Postage	下載版 Download Version
工商業 (續)	Commerce and Industry (Cont'd)				
能源	Energy				
香港能源統計 (季刊)	Hong Kong Energy Statistics (quarterly)	Q2/2004	14.0	18.0	10.5
香港能源統計 (年刊)	Hong Kong Energy Statistics (annual)	2003	28.0	32.0	21.0
其他經濟及工商業統計	Other Economic and Business Statistics				
業務展望按季統計調查報告	Report on Quarterly Business Tendency Survey	Q3/2004	15.0	19.0	11.3
手頭訂單按月統計調查	Monthly Survey of Orders-on-hand	10/2003	8.0	11.0	8.0
香港對外直接投資統計 (年刊)	External Direct Investment Statistics of Hong Kong (annual)	2002	24.0	28.0	18.0
海外公司駐香港的地區代表 按年統計調查報告	Report on Annual Survey of Regional Offices Representing Overseas Companies in Hong Kong	2004	30.0	34.0	22.5
資訊科技在工商業的使用情況 和普及程度按年統計調查報告	Report on Annual Survey on Information Technology Usage and Penetration in the Business Sector	2003	47.0	55.2	47.0
工商業創新活動按年統計調查 報告	Report on Annual Survey of Innovation Activities in the Business Sector	2002	32.0	40.2	32.0
香港 - 資訊社會 (年刊)	Hong Kong as an Information Society (annual)	2003	54.0	62.2	54.0
人口	Population				
香港二零零一年人口普查	Hong Kong 2001 Population Census				
二零零一年人口普查 (特刊)	2001 Population Census (ad hoc)				
簡要報告	Summary Results	-	38.0	46.2	38.0
主要報告 - 第一冊	Main Report - Volume I	-	84.0	100.4	84.0
主要報告 - 第二冊	Main Report - Volume II	-	66.0	82.4	66.0
主要統計表	Main Tables	-	70.0	86.4	70.0
統計圖解	Graphic Guide	-	30.0	38.2	30.0
有關各區議會分區的基本統計表	Basic Tables for District Council Districts	-	34.0	42.2	34.0
有關香港島各選區的基本統計表	Basic Tables for Constituency Areas : Hong Kong Island	-	40.0	56.4	40.0
有關九龍各選區的基本統計表	Basic Tables for Constituency Areas : Kowloon	-	48.0	64.4	48.0
有關新界各選區的基本統計表	Basic Tables for Constituency Areas : New Territories	-	74.0	102.0	74.0
區議會分區及選區統計表的附件 - 區域分界地圖	Boundary Maps Complementary to Tables for District Council Districts and Constituency Areas	-	122.0	150.0	-
有關各規劃統計小區的基本統計表	Basic Tables for Tertiary Planning Units	-	82.0	110.0	82.0
規劃統計小區統計表的附件 - 區域 分界地圖	Boundary Maps Complementary to Tables for Tertiary Planning Units	-	42.0	50.2	-
主題性報告 - 青年	Thematic Report - Youths	-	36.0	44.2	36.0
主題性報告 - 女性及男性	Thematic Report - Women and Men	-	40.0	48.2	40.0
主題性報告 - 長者	Thematic Report - Older Persons	-	36.0	44.2	36.0
主題性報告 - 少數族裔人士	Thematic Report - Ethnic Minorities	-	44.0	52.2	44.0
主題性報告 - 內地來港定居未足七年 人士	Thematic Report - Persons from the Mainland Having Resided in Hong Kong for Less Than 7 Years	-	38.0	46.2	38.0
主題性報告 - 單親人士	Thematic Report - Single Parents	-	36.0	44.2	36.0
其他與人口有關的刊物	Other Publications relating to Population				
香港人口推算 2004-2033 (特刊)	Hong Kong Population Projections 2004-2033 (ad hoc)	-	28.0	36.2	21.0
香港人口生命表 1998-2033 (特刊)	Hong Kong Life Tables 1998-2033 (ad hoc)	-	28.0	32.4	21.0
香港人口趨勢 1981-2001 (特刊)	Demographic Trends in Hong Kong 1981-2001 (ad hoc)	-	28.0	36.2	28.0
社會資料	Social Data				
從綜合住戶統計調查搜集所得的社會資料 第三 六號專題報告書 (特刊) : 臨時僱員就業情況 自僱人士就業情況	Social Data Collected via the General Household Survey Special Topics Report No. 36 (ad hoc) : Casual employment Self-employment	-	50.0	58.2	37.5
主題性住戶統計調查第 八號報告書 (特刊) : 香港居民在內地居住的情況及意向	Thematic Household Survey Report No. 18 (ad hoc) : Hong Kong Residents' Experience of and Aspiration for Taking Up Residence in the Mainland	-	56.0	64.2	42.0
按區議會分區劃分的人口及住戶統計資料 (年刊)	Population and Household Statistics Analysed by District Council District (annual)	2003	22.0	25.7	22.0

政府統計處刊物一覽 (截至二零零四年 一月一日) (續)

List of Publications of the Census and Statistics Department (as at 1.11.2004) (Cont'd)

名稱	Title	最新期號##	售價(港元) Price(HK\$)		
			印刷版 Print Version	不包括 郵費 Not Including Postage	連本地 郵費 Including Local Postage
社會資料 (續)					
Social Data (Cont'd)					
一九九八年 (特刊) 在香港發生的罪案及罪案事主	Crime and Its Victims in Hong Kong in 1998 (<i>ad hoc</i>)	-	38.0	54.4	38.0
香港的女性及男性 - 主要統計數字 (年刊)	Women and Men in Hong Kong - Key Statistics (<i>annual</i>)	2004	60.0	68.2	45.0
統計分類表					
Classification Lists					
香港進出口貨物分類表 (協調制度), 二零零二年版 (特刊)	Hong Kong Imports and Exports Classification List (Harmonized System), 2002 Edition (<i>ad hoc</i>)				
第一冊: 第一至第 類貨物	Volume One: Commodity Section I – X	-	24.0	40.4	24.0
第二冊: 第 一至第二 二類貨物	Volume Two: Commodity Section XI – XXII	-	26.0	42.4	26.0
第三冊: 按字母次序排列的貨物目錄	Volume Three: Alphabetical List of Articles	-	28.0	44.4	28.0
香港商品貿易統計分類表, 二零零二年版 (特刊)	Hong Kong Merchandise Trade Statistics Classification, 2002 Edition (<i>ad hoc</i>)	-	62.0	78.4	62.0
香港標準行業分類 (第一冊) (特刊) ++	Hong Kong Standard Industrial Classification (Volume One) (<i>ad hoc</i>)++	-	135.0	163.0	135.0
統計發展報告					
Report on Statistical Development					
統計發展概要 (年刊) §§	An Outline of Statistical Development (<i>annual</i>) §§	2004	46.0	54.2	34.5

註釋: 除另有註明外, 所有刊物均以中、英文對照形式出版。獲取刊物的方法載於第 A10 頁。

Notes: Unless otherwise specified, all publications are published in bilingual format. Means of obtaining the publications are given in page A10.

市民可到網上「香港統計數據書店」(網址: <http://www.statisticalbookstore.gov.hk>) 購買刊物的下載版(PDF 格式)。購買刊物的下載版無須繳付郵費。

No postage fee is needed for download version of the publications (in PDF format), which can be purchased online at the "Statistical Bookstore, Hong Kong" (Address: <http://www.statisticalbookstore.gov.hk>).

Q1、Q2、Q3、Q4代表第一、第二、第三和第四季。

Q1, Q2, Q3 and Q4 represent respectively the first, second, third and fourth quarter.

** 由二零零三年五月號起, 《香港統計月刊》的五個選定章節(目前只提供下載版)可在網上「香港統計數據書店」(網址: <http://www.statisticalbookstore.gov.hk>)購買。有關詳情, 請瀏覽該書店內「《香港統計月刊》的選定章節」一節。

** As from the May 2003 issue, five selected sections of the *Hong Kong Monthly Digest of Statistics*, currently available in download version only, can be purchased at the online "Statistical Bookstore, Hong Kong" (Address: <http://www.statisticalbookstore.gov.hk>). For details, please visit the "Selected Sections of Hong Kong Monthly Digest of Statistics (HKMDS)" section of the Bookstore.

++ 分別備有中文版和英文版。

++ Available in separate Chinese and English versions.

+ 祇有英文版。

+ Available in English version only.

§ 本刊物的印刷版亦於部分郵局出售(查詢熱線: (852) 2921 2222)。

§ Print version of this publication is also put for sale at selected Post Offices (enquiry hotline: (852) 2921 2222).

§§ 此刊物的2004年版亦備有唯讀光碟版(PDF格式), 售價為38.1港元, 連本地郵費則為41.1港元。

§§ A CD-ROM version (in PDF format) is also available for the 2004 edition. The selling price is HK\$38.1, or HK\$41.1 if including local postage.

所列售價及郵費日後或有修訂。外地郵費將於收到訂購要求後另行通知。

All quoted prices and postages are subject to revision. Postage for external mailings will be advised upon receipt of orders.

有關政府統計處刊物及其他統計產品的最新資料, 請瀏覽本處網站內「產品及服務」一節(網址: http://www.info.gov.hk/censtatd/chinese/prod_serv/index.html)或致電刊物出版組查詢(電話: (852) 2582 3025)。

For up-to-date information of the publications and other statistical products of the Census and Statistics Department, please visit the "Products & Services" section on the website of the department (Address: http://www.info.gov.hk/censtatd/eng/prod_serv/index.html) or call the Publications Unit of the department at (852) 2582 3025.

政府統計處唯讀光碟產品一覽 (截至二零零四年 一月一日)
List of CD-ROM Products of the Census and Statistics Department (as at 1.11.2004)

	售價不包括 郵費(港元) Price Not Including Postage (HK\$)	售價連本地 郵費(港元) Price Including Local Postage (HK\$)
二零零一年人口普查		
2001 Population Census		
- 統計表唯讀光碟 (不定期) ++ 載有372個常用統計表。有關統計表涉及的主題廣泛,包括人口、住戶、教育、經濟、房屋 內部遷移及人口分組等本港住戶及人口特徵。選定統計表亦載列按區議會分區 / 選區及規劃統計小區 / 街段劃分的統計數字。	- TAB on CD-ROM (ad hoc) ++ Contains 372 commonly used statistical tables. The tables cover a wide range of topics including demographic, household, education, economic, housing, internal migration and home moving, and population sub-group characteristics of the households and population in Hong Kong. There are also geographical breakdown of the statistics by District Council District/Constituency Area and Tertiary Planning Unit/Street Block in selected tables.	1,690.0 1,711.2
- 地圖唯讀光碟 (不定期) 以常用的格式提供一套數碼化的香港地圖,內載的地域分界數碼地圖包括香港海岸線、區議會分區 / 選區分界、規劃統計小區 (及其合併組) 分界、街段 - 小合併組分界及新市鎮分界。配合適當的電腦軟件,這套數碼地圖可把載於《二零零一年人口普查 - 統計表唯讀光碟》內的統計數據作地理顯示之用。	- MAP on CD-ROM (ad hoc) Contains a set of digital maps of Hong Kong in commonly used formats. The digital maps for geographical delineation included therein are Coastline of Hong Kong, District Council District/Constituency Area Boundary, Tertiary Planning Unit (and Groupings) Boundary, Small Street Block Group Boundary and New Town Boundary. When used with suitable computer software, the digital maps can be used for geographical presentation of the statistical data contained in the <i>2001 Population Census - TAB on CD-ROM</i> .	840.0 857.0
關於購買以上兩套光碟事宜,請致電人口統計組 (電話:(852) 2716 8025)。	Please call the Demographic Statistics Section at (852) 2716 8025 for matters relating to the purchase of the above two sets of CD-ROM.	
- 普查易2001 (不定期) 普查易2001人口普查光碟套裝是一套功能強大的知識為本產品,它能幫助使用者有效地進行客戶資訊分析和客戶關係管理的工作。普查易2001光碟內載有超過400個由政府統計處提供的香港二零零一年人口普查統計表,分區數碼地圖及功能超卓的地理訊息系統,當中包含了全香港居民的人口特徵、經濟、教育、住戶、房屋等統計數據,使用者可以透過簡單和容易使用的功能介面,來選擇和提取資料。	- Hong Kong CensusPro 2001 (ad hoc) CensusPro 2001 GIS CD-ROM Package is a powerful knowledge-based product that enables users to perform customer profiling and Customer Relationship Management (CRM) easily and efficiently. CensusPro 2001 includes over 400 statistical tables of the Hong Kong 2001 Population Census provided by the Census and Statistics Department, digital boundary maps, and the superb Geographical Information System (GIS) functions and features. Statistical data on the demographic, economic, education, household and housing characteristics of the population are included and can be easily selected and retrieved through intuitive and easy-to-use application interface.) 這光碟產品由 Info Mapping (Hong Kong) Limited生產及銷售。有關查詢及訂購,請直接與該公司聯絡。(電話:(852) 2779 6088)。) This CD-ROM is produced and marketed by the Info Mapping (Hong Kong) Limited. For enquiries and purchase, please contact the company direct at (852) 2779 6088.
普查易2001共有4種資料輸出模式:主題性地圖、預設格式報表、統計圖表、及檔案匯出(支援數據庫/試算表/純文字等格式)。普查易2001光碟可應用於規劃業務策略、直接市場推廣或宣傳、客戶資料分析、以及作其他的商業性分析等。	CensusPro 2001 provides output in mainly 4 ways: thematic maps, formatted reports, bar/pie charts, and export files in dbf/Excel files/text files. CensusPro 2001 can be used in areas like strategic business/service planning, direct marketing and promotion, customer analysis and profiling, and many other business analysis purposes and applications.)
- SUPERMAP Hong Kong 2001 (不定期) • 涵蓋全面的人口普查數據,配合最新數碼地圖作介面 • 採用具世界領導地位之地理信息系統進行處理及分析 • 可作多重圖像化分析人口普查數據 • 有助機構進行深入的市場及客戶資訊分析	- SUPERMAP Hong Kong 2001 (ad hoc) • Covers comprehensive population census datasets with the use of the latest digital maps as interface • Manipulates and analyses through employing world leading Geographical Information System (GIS) technology • Provides multiple views of population census data • Helps organisations with in-depth market analysis or customer profiling through data linkage) 這些光碟產品由數碼門有限公司生產及銷售。有關查詢及訂購,請直接與該公司聯絡(電話:(852) 2811 0079)。) These CD-ROMs are produced and marketed by Smartal Solutions Limited. For enquiries and purchase, please contact the company direct at (852) 2811 0079.)

		售價不包括 郵費(港元) Price Not Including Postage (HK\$)	售價連本地 郵費(港元) Price Including Local Postage (HK\$)
對外商品貿易	External Merchandise Trade		
- 香港對外商品貿易唯讀光碟	- Hong Kong External Merchandise Trade CD-ROM) 這些光碟產品由數碼門有限公) 司生產及銷售。有關查詢及訂) 購, 請直接與該公司聯絡 (電) 話 : (852) 2811 0079)。
列載過去二 四個月的按月貿易統計數字 及過往八年的按年貿易統計數字(按年數字 只載於周年報), 並包括按貨品類別 (《標 準國際貿易分類 (第三次修訂版)》或《協 調制度》)、國家/地區及運輸方式劃分的詳 細貿易統計數字。	Contains monthly trade data for past 24 months and annual trade data for past 8 years (annual figures are only available in the annual edition). Detailed statistics classified by commodity (using the "Standard International Trade Classification (Revision 3)" or the "Harmonized System"), by country/territory and by mode of transport are also included.) These CD-ROMs are produced) and marketed by Smartal) Solutions Limited. For enquiries) and purchase, please contact the) company direct at (852) 2811) 0079.
- 香港船務統計唯讀光碟 (按季產品)	- Hong Kong Shipping Statistics CD-ROM (quarterly)		
列載自一九九三年以來, 按運輸方式、裝運 種類、裝貨 / 卸貨國家 / 地區及港口、貨 品、貨物種類、貨物裝卸地點及與中國內地 有關的轉運劃分的貨物及載貨貨櫃吞吐量 統計數字。	Contains data back-dated to 1993 on cargo and laden container throughput statistics analysed by mode of transport, shipment type, country/territory and port of loading/discharge, commodity cargo type, cargo handling location and transhipment related to the mainland of China.		

註釋 : ++ 分別備有中文版和英文版。

所列售價及郵費日後或有修訂。外地郵費將於收到訂購要求
後另行通知。

有關政府統計處刊物及其他統計產品的最新資料, 請瀏覽本
處網站內「產品及服務」一節 (網址 : http://www.info.gov.hk/censtatd/chinese/prod_serv/index.html) 或致電刊物
出版組查詢 (電話 : (852) 2582 3025)。

Notes : ++ Available in separate Chinese and English versions.

All quoted prices and postages are subject to revision. Postage for
external mailings will be advised upon receipt of orders.

For up-to-date information of the publications and other statistical
products of the Census and Statistics Department, please visit the
"Products & Services" section on the website of the department (Address:
http://www.info.gov.hk/censtatd/eng/prod_serv/index.html) or call the
Publications Unit of the department at (852) 2582 3025.

獲取政府統計處刊物及其他統計產品的方法

Means of Obtaining Publications and Other Statistical Products of the Census and Statistics Department

網上銷售服務

互聯網用戶可在「香港統計數據書店」(網址：<http://www.statisticalbookstore.gov.hk>)購買刊物，並即時付款。購買刊物的下載版可即時從網上下載，而購買印刷版則會以郵遞方式送達。所有二零零四年系列的期刊及二零零四年出版的年刊和特刊的下載版定價均為印刷版的百分之七五。用戶亦可於網上安排訂閱期刊或行將出版的刊物。

除刊物外，一些較刊物所載統計數據更詳細的統計表與及唯讀光碟產品亦於網上書店有售。「香港統計數據書店」與其他公共服務集中設於「公共服務電子化」計劃(ESD)的入門網站內(網址：<http://www.esd.gov.hk>)。

「香港統計數據書店」會不時為選定刊物提供推廣優惠。有關詳情，歡迎到該書店查詢。

郵購服務

大部分政府統計處的刊物均附有郵購表格，供訂購或按期訂閱刊物的印刷版。填妥的郵購表格可連同支付所需費用和郵費的支票或匯票寄回辦理。郵購表格亦可在政府統計處網站下載(網址：http://www.info.gov.hk/censtatd/chinese/prod_serv/forms_index.html)。

銷售中心

香港灣仔港灣道 二號
灣仔政府大樓 九樓
政府統計處刊物出版組
電話：(852) 2582 3025
圖文傳真：(852) 2827 1708

市民可親臨政府統計處刊物出版組購買刊物的印刷版和唯讀光碟產品(包括《統計發展概要》2004年版的唯讀光碟版)，並可即時提取，或在此訂購刊物或統計表的下載版，然後於網上提取。該組設有一個閱讀區，讓使用者在舒適的環境下翻閱陳列於架上的各類統計處出版的刊物。閱讀區也備有統計處的免費刊物，歡迎索閱。

Online Purchase

Internet users may purchase the publications online at the "Statistical Bookstore, Hong Kong" (Address : <http://www.statisticalbookstore.gov.hk>) with payment made instantly. Download versions of the publications purchased are available for immediate downloading while print versions purchased will be delivered by mail. Download versions of the 2004 series of sub-annual publications as well as annual and ad hoc publications released in 2004 are priced at 75% of their print version counterparts. Subscription to sub-annual publications and advance ordering of upcoming releases are also available.

Apart from publications, download versions of statistical tables containing more detailed statistics than those in publications and CD-ROM products are also available for sale. The Statistical Bookstore is hosted on the ESD portal (Address : <http://www.esd.gov.hk>) together with other public services.

Promotional offers are available for selected publications on the Statistical Bookstore from time to time. Please visit the Bookstore for details of the offers.

Mail Order Service

A mail order form for ordering or arranging subscription to print versions of the publications is available in most publications of the Census and Statistics Department. It may be completed and sent back together with a cheque or bank draft covering all necessary cost and postage. The order form is also available for downloading from the website of the Department (Address : http://www.info.gov.hk/censtatd/eng/prod_serv/forms_index.html).

Sales Centre

Publications Unit
Census and Statistics Department
19/F Wanchai Tower
12 Harbour Road, Wan Chai, Hong Kong
Tel. : (852) 2582 3025
Fax : (852) 2827 1708

Print versions of the publications and CD-ROM products (including the CD-ROM version of the 2004 Edition of *An Outline of Statistical Development*) are available for purchase and can be collected on the spot at the Unit. The Unit also accepts orders for download versions of publications and statistical tables, which will be delivered online. It provides a comfortable reading area where users may browse through various publications of the Department on display. Free publications of the Department are also available for collection.

郵購表格 (只適用於印刷版)

致：香港花園道 美利大廈4樓 政府新聞處 刊物銷售小組 電話：(852) 2842 8844 或 (852) 2842 8845 圖文傳真：(852) 2598 7482	售價			請註明 刊期(月份/季/ 期號及年份)		合計 所需的 期數 (b)	總計 (港元) (a) x (b)
	每本 (港元) (1)	本地 郵費 (2) 及 (3) (港元)	合計 (港元) (a)	由	至		
1. 香港統計月刊 (二零零四年期刊) (J470004 B0)	65.0	16.5	81.5	/2004	12/2004		
2. 香港經濟趨勢 (二零零四年期刊) (半月刊) (J410004 B0)	12.0	3.0	15.0	/2004	24/2004		
3. 香港統計年刊 (二零零四年版) (J47010400B0)	94.0	28.0	122.0	-	-		
4. 香港社會及經濟趨勢 (二零零三年版) (雙年刊) (J57290300B0)	100.0	16.4	116.4	-	-		
5. 統計發展概要 (二零零四年版) (年刊) ⁽⁴⁾ (J33110400B0)	46.0	8.2	54.2	-	-		
6. 香港的發展 (1967-2002) - 統計圖表集 (J69090300B0)	38.0	16.4	54.4	-	-		
7. 二零零四年海外公司駐香港的地區代表 按年統計調查報告 (J69030400B0)	30.0	4.0	34.0	-	-		
8. 二零零三年工商業創新活動按年統計調 查報告 (J69080300B0)	34.0	8.2	42.2	-	-		
9.							

本人現附上支票 (編號：) 港幣 元，購買上述刊物。
(註：支票應予劃線，並註明支付「香港特別行政區政府」。)

姓名： _____ 職銜： _____

機構名稱： _____ 地址： _____

電話： _____ 圖文傳真： _____

日期： _____

- 註： (1) 此為印刷版的售價。請注意，除印刷版外，大部分刊物均備有下載版可供選購。所有二零零四年系列的期刊及二零零四年出版的年刊和特刊的下載版定價均為印刷版的75%。如欲訂購或定期訂閱本處出版刊物的下載版，請到網上「香港統計數據書店」(<http://www.statisticalbookstore.gov.hk>)。
- (2) 外地訂購人士暫時毋須附上支票，所需郵費將於收到訂購要求後另行通知。
- (3) 訂購超過一本相同名稱的年刊或特刊，請向政府新聞處查詢所需本地郵費 (電話：(852) 2842 8844 或 (852) 2842 8845，圖文傳真：(852) 2598 7482)。
- (4) 此刊物亦備有唯讀光碟版，每隻售價為38.1港元。如欲訂購，請到網上「香港統計數據書店」(<http://www.statisticalbookstore.gov.hk>)。

你在表格上所提供的資料，只會用作辦理書刊訂購事宜，不會向任何和訂購無關的人士透露。如欲查看或更改所填報的資料，請與政府新聞處刊物銷售小組聯絡。地址：香港花園道美利大廈4樓。



Mail Order Form (Applicable to print versions only)

To : Publications Sales Section Information Services Department 4/F, Murray Building Garden Road Hong Kong Tel. : (852) 2842 8844 or (852) 2842 8845 Fax : (852) 2598 7482	Price			Please indicate Month/Quarter/ Issue no. and Year		Total no. of issue(s) required (b)	Total amount (HK\$) (a) x (b)
	Per copy (HK\$) (1)	Local postage (2) & (3) (HK\$)	Total (HK\$) (a)	From	To		
1. Hong Kong Monthly Digest of Statistics 2004 issues (J470004 B0)	65.0	16.5	81.5	/2004	12/2004		
2. Hong Kong Economic Trends 2004 issues (half-monthly) (J410004 B0)	12.0	3.0	15.0	/2004	24/2004		
3. Hong Kong Annual Digest of Statistics 2004 edition (J47010400B0)	94.0	28.0	122.0	-	-		
4. Hong Kong Social and Economic Trends 2003 edition (biennial) (J57290300B0)	100.0	16.4	116.4	-	-		
5. An Outline of Statistical Development 2004 edition (annual) ⁽⁴⁾ (J33110400B0)	46.0	8.2	54.2	-	-		
6. A Graphic Guide on Hong Kong's Development (1967-2002) (J69090300B0)	38.0	16.4	54.4	-	-		
7. Report on 2004 Annual Survey of Regional Offices Representing Overseas Companies in Hong Kong (J69030400B0)	30.0	4.0	34.0	-	-		
8. Report on 2003 Annual Survey of Innovation Activities in the Business Sector (J69080300B0)	34.0	8.2	42.2	-	-		
9.							

I enclose a cheque (No. _____) of HK\$ _____ for the payment of the above order. (Note : Please have the cheque crossed and made payable to 'The Government of the Hong Kong Special Administrative Region' or 'The Government of the HKSAR'.)

Name : _____ Title of post : _____

Name of organization : _____ Address : _____

Tel. : _____ Fax : _____

Date : _____

- Notes :
- (1) These refer to the prices of the print versions. Apart from print versions, please note that download versions are also available for sale. Download versions of the 2004 series of sub-annual publications as well as annual and ad hoc publications released in 2004 are priced at 75% of their print version counterparts. For ordering or arranging subscription to download versions, please visit the online "Statistical Bookstore, Hong Kong" (<http://www.statisticalbookstore.gov.hk>).
 - (2) For mailings to addresses outside Hong Kong, please do not send in a cheque now. The required postage will be advised upon receipt of order.
 - (3) For an order of more than one copy of an annual or ad hoc publication with the same title, please consult the Information Services Department about the required local postage. (Tel.: (852) 2842 8844 or (852) 2842 8845, Fax: (852) 2598 7482).
 - (4) This publication is also available in CD-ROM version at HK\$38.1 per copy. For ordering, please visit the "Statistical Bookstore, Hong Kong" (<http://www.statisticalbookstore.gov.hk>).

The information provided herein will only be used for processing your order of publications and will not be disclosed to parties which are not involved in the processing. You may seek access to or correction of the information by addressing your request to the Publications Sales Section, Information Services Department, 4/F, Murray Building, Garden Road, Hong Kong.





訂閱表格 (只適用於印刷版)
香港統計月刊二零零四年期刊

Subscription Form (Applicable to print versions only)
Hong Kong Monthly Digest of Statistics 2004 Issues

致：香港灣仔港灣道 二號
灣仔政府大樓 九樓
政府統計處綜合統計組 (一) 乙
電話：(852)2582 3025 圖文傳真：(852)2827 1708

To：General Statistics Section (1) B,
Census and Statistics Department
19/F., Wanchai Tower,
12 Harbour Road, Wan Chai, Hong Kong.
Tel. : (852) 2582 3025 Fax : (852) 2827 1708

請在適當空格 (□) 內加上 (√) 號。Please tick (√) in the appropriate box (□). (港元 HK\$)

刊物名稱 Title of Publication	每本 售價 Price per copy (1)	每本 本地郵費 Local postage (2) & (3)	每本 合計 Total price (a)	期數 No. of issues (b)	總計 Total amount (a) x (b)
<input type="checkbox"/> 香港統計月刊 二零零四年期刊一月至 二月 (共 二期) Hong Kong Monthly Digest of Statistics, 2004 January to December 2004 (total 12 issues)	65.0	16.5	81.5	12	978.0
<input type="checkbox"/> 香港統計月刊 二零零四年期刊____月至十二月 (共____期) Hong Kong Monthly Digest of Statistics, 2004 _____ to December 2004 (total _____ issues)	65.0	16.5	81.5		
<input type="checkbox"/>					
合計 Total					

本人現附上支票 (編號：_____) 港幣 _____ 元，購買上述刊物。
I enclose a cheque (No. _____) of HK\$ _____ for the payment of the above order.

註：支票應予劃線，並註明支付「香港特別行政區政府」。

Note: Cheque should be crossed and made payable to 'The Government of the Hong Kong Special Administrative Region' or 'The Government of the HKSAR'.

訂戶資料 **Subscriber's Information**

姓名 Name : _____ 機構名稱 Name of organization : _____

職銜 Title of post : _____ 地址 Address : _____

部門 Department: _____

電話 Tel.: _____

圖文傳真 Fax : _____ 日期 Date : _____

機構主要從事業務類別 Major type of business of organization:

- | | |
|--|--|
| <input type="checkbox"/> 進出口貿易業 Import/export trade | <input type="checkbox"/> 建造業 Construction |
| <input type="checkbox"/> 零售貿易業 Retail trade | <input type="checkbox"/> 金融、保險及地產業 Financing, insurance and real estate |
| <input type="checkbox"/> 製造業 Manufacturing | <input type="checkbox"/> 商用服務業 Business services |
| <input type="checkbox"/> 教育機構 Educational institution | <input type="checkbox"/> 社區、社會及個人服務業 Community, social and personal services |
| <input type="checkbox"/> 其他，請註明 Others, please specify _____ | |

讀者類別 (可選多項) Type of readers (more than one choice allowed):

- | | |
|---|---|
| <input type="checkbox"/> 經理 Manager | <input type="checkbox"/> 市場、推廣部人員 Marketing / promotional personnel |
| <input type="checkbox"/> 分析員、研究員 Analyst / researcher | <input type="checkbox"/> 教師、大專院校講師 Teaching staff / lecturer |
| <input type="checkbox"/> 學生 Student | <input type="checkbox"/> 其他，請註明 Others, please specify _____ |

訂戶類別 Type of subscriber:

- | | |
|--|--|
| <input type="checkbox"/> 機構 Organization | <input type="checkbox"/> 私人 Individual |
|--|--|

你是否願意收到本處推廣其他刊物的資料? Do you want to receive promotional materials of other publications of this department?

- | | | |
|--------------------------------|-------------------------------|-------|
| <input type="checkbox"/> 是 Yes | <input type="checkbox"/> 否 No | HKMDS |
|--------------------------------|-------------------------------|-------|

註：(1) 此為印刷版的售價。請注意，除印刷版外，此期刊亦備有下載版可供選購，二零零四年系列的下載版定價為每期港幣 48.8 元。如欲訂閱下載版，請到網上「香港統計數據書店」(<http://www.statisticalbookstore.gov.hk>)。

Notes: This refers to the price of the print version. Apart from print version, please note that download version is also available for subscription at HK\$48.8 per issue for 2004 series. For arranging subscription to download versions, please visit the online "Statistical Bookstore, Hong Kong" (<http://www.statisticalbookstore.gov.hk>).

(2) 外地訂購人士暫時毋須附上支票，所需郵費將於收到訂購要求後另行通知。

For mailings to addresses outside Hong Kong, please do not send in a cheque now. The required postage will be advised upon receipt of order.

(3) 訂閱超過一本相同名稱及期號的刊物，請向政府新聞處查詢所需本地郵費 (電話：(852) 2842 8844 或 (852) 2842 8845，圖文傳真：(852) 2598 7482)。

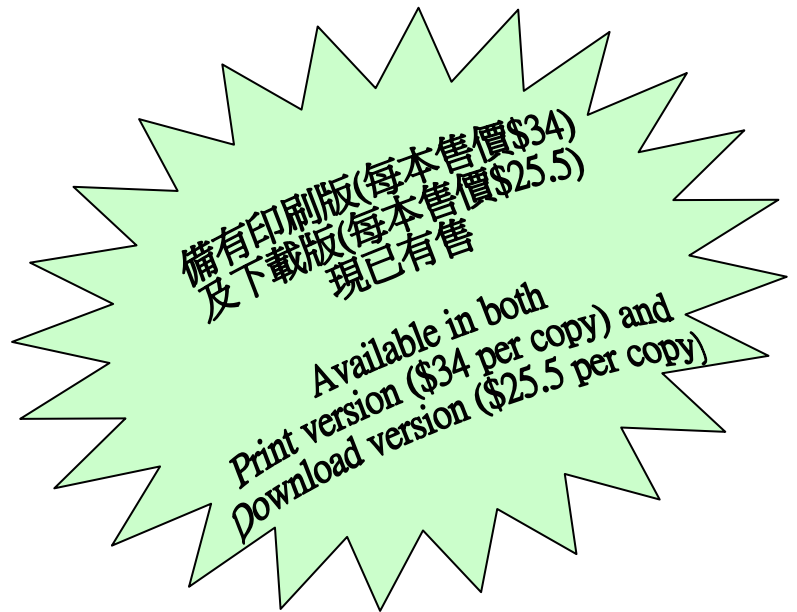

For arranging subscription to more than one copy per issue with the same title, please consult the Information Services Department about the required local postage. (Tel.: (852) 2842 8844 or (852) 2842 8845, Fax: (852) 2598 7482).

你在表格上所提供的資料，只會用作辦理書刊訂購事宜，不會向任何和訂購無關的人士透露。如欲查看或更改所填報的資料，請與政府統計處的資料管理人員聯絡。地址：香港灣仔港灣道 二號灣仔政府大樓二 一樓。

The information provided herein will only be used for processing your order of publications and will not be disclosed to parties which are not involved in the subscription of these publications. You may seek access to or correction of the information by addressing your request to the Data Controlling Officer, Census and Statistics Department, 21/F, Wanchai Tower, 12 Harbour Road, Wan Chai, Hong Kong.

二零零三年工商業創新活動 按年統計調查報告現已出版

Report on 2003 Annual Survey of Innovation Activities in the Business Sector is now published



本報告書刊載 2003 年工商業用於內部研究及發展和創新活動的統計數字，並載有關於創新活動的各項分析，包括：技術創新活動對工商業的影響、進行技術創新活動的資訊來源、阻礙技術創新的因素，及非技術創新活動如重要的策略和架構改變。

This report contains statistics on Research and Development (R&D) and innovation activities in the business sector for 2003. It also contains analyses of the various aspects of innovation activities including the impact of technological innovation on businesses, source of information for undertaking technological innovation activities, barriers to technological innovation and non-technological innovation activities such as important strategic and organizational changes in the organisations.

有關本報告書的銷售途徑，請參閱本月刊內第 A10 頁。此外，本報告書的郵購表格亦刊載於第 A11 頁。
For the purchase channels of this report, please see page A10 of this Digest. A mail order form is also available on page A12 for ordering this report.


香港統計年刊 (二零零四年版)

Hong Kong Annual Digest of Statistics (2004 Edition)

全面和方便的官方統計資料來源

A comprehensive and convenient source of official statistics

備有印刷版及下載版
每本售價分別為\$94 及\$70.5
Available in both print version and
download version at \$94 and \$70.5
per copy respectively



- ❖ 本刊物提供本港各個經濟及社會發展範疇的詳盡按年統計數列。
This publication provides detailed annual statistical series on various aspects of economic and social development of Hong Kong.
- ❖ 所載大部分數據是以七年為一組發表，即最近六年和對上第十一年，以助讀者比較過去十年或每五年期的發展。
Most of the data are presented for seven years, i.e. the most recent six years and the last 11th year, to facilitate comparisons over the past decade or at five-year intervals.
- ❖ 除載有統計資料的範圍和性質說明，以及各用語的定義外，本刊物亦列出與所述課題有關的主題性報告供讀者作進一步參考。
Apart from descriptions of the scope and nature of the statistical data and definitions of the terms used, this publication also provide further references to thematic reports relating to the topics covered.

《香港統計年刊》及其他政府統計處刊物可透過以下途徑購買：

網上銷售服務

互聯網用戶可在「香港統計數據書店」(網址：<http://www.statisticalbookstore.gov.hk>)購買刊物，並即時付款。購買刊物的下載版可即時從網上下載，而購買印刷版則會以郵遞方式送達。所有二零零四年系列的期刊及二零零四年出版的年刊和特刊的下載版定價均為印刷版的75%。用戶亦可於網上安排訂閱期刊或行將出版的刊物。

「香港統計數據書店」會不時為選定刊物提供推廣優惠。有關詳情，歡迎到該書店查詢。

郵購服務

大部分政府統計處的刊物均附有郵購表格，供訂購或按期訂閱刊物的印刷版。填妥的郵購表格可連同支付所需費用和郵費的支票或匯票寄回辦理。郵購表格亦可在政府統計處網站下載(網址：http://www.info.gov.hk/censtatd/chinese/prod_serv/forms_index.html)。

銷售中心

香港灣仔港灣道 二號
灣仔政府大樓 九樓
政府統計處刊物出版組
電話：(852) 2582 3025
圖文傳真：(852) 2827 1708

The Annual Digest and other publications of the Census and Statistics department can be purchased from the following channels:

Online Purchase

Internet users may purchase the publications online at the "Statistical Bookstore, Hong Kong" (Address : <http://www.statisticalbookstore.gov.hk>) with payment made instantly. Download versions of the publications purchased are available for immediate downloading while print versions purchased will be delivered by mail. Download versions of the 2004 series of sub-annual publications as well as annual and ad hoc publications released in 2004 are priced at 75% of their print version counterparts. Subscription to sub-annual publications and advance ordering of upcoming releases are also available.

Promotional offers are available for selected publications on the Statistical Bookstore from time to time. Please visit the Bookstore for details of the offers.

Mail Order Service

A mail order form for ordering or arranging subscription to print versions of the publications is available in most publications of the Census and Statistics Department. It may be completed and sent back together with a cheque or bank draft covering all necessary cost and postage. The order form is also available for downloading from the website of the Department (Address : http://www.info.gov.hk/censtatd/eng/prod_serv/forms_index.html).

Sales Centre

Publications Unit
Census and Statistics Department
19/F Wanchai Tower
12 Harbour Road, Wan Chai, Hong Kong
Tel. : (852) 2582 3025
Fax : (852) 2827 1708

除上述外，本刊物亦於部分郵局出售 (查詢熱線：(852) 2921 2222) 及書店(即商務印書館、三聯書店、辰衝圖書有限公司及香港圖書文具有限公司)出售。

Apart from the above, this publication is also put for sale at selected Post Offices (enquiry hotline:(852) 2921 2222) and commercial bookstores, namely, The Commercial Press, Joint Publishing, Swindon Book Co., Ltd. and Hong Kong Book Centre.

郵購表格 (香港統計年刊 (二零零四年版))(只適用於印刷版)

Order Form (Hong Kong Annual Digest of Statistics (2004 Edition)) (Applicable to print versions only)

致：中國香港灣仔港灣道 二號
灣仔政府大樓 九樓
政府統計處
綜合統計組(一)甲
(電話：(852) 2582 4733 傳真：(852) 2827 1708)

To: General Statistics Section (1)A,
Census and Statistics Department
19/F Wanchai Tower, 12 Harbour Road,
Wan Chai, Hong Kong, China.
(Tel. No. : (852) 2582 4733 Fax No. : (852) 2827 1708)

本人現附上支票 * (編號：_____)
港幣_____元 (每本\$94 + 本地郵費\$28)，
購買上述刊物 (J47010400B0)。

I enclose a cheque* (No. _____) of
HK\$ _____ (\$94 per copy + \$28 local postage) for the
payment of the above publication (J47010400B0).

(註：支票應予劃線，並註明支付「香港特別行政
區政府」。))

(Note : Please have the cheque crossed and made payable to “The
Government of the Hong Kong Special Administrative Region”
or “The Government of the HKSAR”.)

訂戶資料 Purchaser's information

姓名 Name : _____
職銜 Title of post : _____
電話 Tel. No. : _____
傳真 Fax No. : _____
日期 Date : _____

機構名稱 Name of organisation : _____
地址 Address : _____

請在適當的空格 (□) 內加上 (✓) 號。

Please tick (✓) in the appropriate box (□).

機構主要從事業務類別：

Major type of business of organisation :

- | | |
|--|---|
| <input type="checkbox"/> 進出口貿易業 Import / export trades | <input type="checkbox"/> 建造業 Construction |
| <input type="checkbox"/> 零售貿易業 Retail trade | <input type="checkbox"/> 製造業 Manufacturing |
| <input type="checkbox"/> 金融、保險及地產業 Financing, insurance and real estate | <input type="checkbox"/> 教育機構 Educational institution |
| <input type="checkbox"/> 社區、社會及個人服務業 Community, social and personal services | <input type="checkbox"/> 商用服務業 Business services |
| <input type="checkbox"/> 其他 Others (請註明 Please specify : _____) | |

讀者類別 (可選多項)：

Type of readers (more than one choice allowed) :

- | | |
|---|--|
| <input type="checkbox"/> 經理 Manager | <input type="checkbox"/> 教師、大專院校講師 Teaching staff / lecturer |
| <input type="checkbox"/> 市場、推廣部人員 Marketing / promotional personnel | <input type="checkbox"/> 學生 Student |
| <input type="checkbox"/> 分析員、研究員 Analyst / researcher | |
| <input type="checkbox"/> 其他 Others (註明 Please specify : _____) | |

訂戶類別：

Type of purchaser :

- | | |
|--|--|
| <input type="checkbox"/> 機構 Organisation | <input type="checkbox"/> 私人 Individual |
|--|--|

你是否願意收到本處推廣其他刊物的資料？

Do you want to receive promotional materials of other publications of this department ?

- | | |
|--------------------------------|-------------------------------|
| <input type="checkbox"/> 是 Yes | <input type="checkbox"/> 否 No |
|--------------------------------|-------------------------------|

* 外地訂購人士暫時無須附上支票，所需郵費將於收到訂購要求後另行通知。


* For mailings to addresses outside Hong Kong, please do not send in a cheque now. The required postage will be advised upon receipt of order.

你在表格上所提供的資料，只會用作辦理書刊訂購事宜，不會向任何和訂購無關的人士透露。如欲查看或更改所填報的資料，請與政府統計處的資料管理人員聯絡。地址：中國香港灣仔港灣道 二號灣仔政府大樓二 一樓。

The information provided herein will only be used for processing your order of publication and will not be disclosed to parties which are not involved in the subscription of these publications. You may seek access to or correction of the information by addressing your request to the *Data Controlling Officer, Census and Statistics Department, 21/F Wanchai Tower, 12 Harbour Road, Wan Chai, Hong Kong, China.*

本地生產總值按季報告 二零零四年期刊

Quarterly report of Gross Domestic Product 2004 Issues



備有印刷版及下載版
售價分別為每期\$28 及\$21
請即訂閱！

*Available in both print and
download versions at \$28 and
\$21 per issue respectively!
Please subscribe now!*

本地生產總值是量度香港經濟表現的重要指標，本季刊內容包括香港的經濟概況，並載錄下列最新數字：

- 按開支組成部分劃分的本地生產總值
- 按經濟活動劃分的本地生產總值
- 本地居民生產總值

GDP is an important indicator of the performance of the Hong Kong economy. The quarterly report covers the general observations of Hong Kong's economy, and contains the latest figures on :

- Gross Domestic Product by Expenditure Component
- Gross Domestic Product by Economic Activity
- Gross National Product

有關刊物的銷售途徑，請參閱本月刊內第A10頁。此外，刊物的訂閱表格亦刊載於下頁。
For the purchase channels of the publication, please see page A10 of this Digest. A subscription form is also available on the following page for ordering the publication.



訂閱表格 (只適用於印刷版)
本地生產總值按季報告 二零零四年期刊

Subscription Form (Applicable to print versions only)
Quarterly report of Gross Domestic Product 2004 Issues

致：香港灣仔港灣道十二號灣仔政府大樓二十二樓
政府統計處國民收入統計組 (一) —
(電話：(852) 2582 5077 傳真：(852) 2157 9295)

To : National Income Section (1)1
Census and Statistics Department
22/F., Wanchai Tower, 12 Harbour Road
Wan Chai, Hong Kong
(Tel. : (852) 2582 5077, Fax : (852) 2157 9295)

請在適當空格 (□) 內加上 (✓) 號。 Please tick (✓) in the appropriate box (□)

	刊期 Issue	刊物出版日期 Date of publication	每本售價 Price per copy (1)	每本本地郵費 Local postage (2) & (3)	每本合計 Total price (a)	本數 No. of copies (b)	總計 Total amount (a) x (b)
<input type="checkbox"/>	二零零四年第一季 First Quarter 2004 (J35730401B0)	二零零四年五月 May 2004	28.0	4.5	32.5		
<input type="checkbox"/>	二零零四年第二季 Second Quarter 2004 (J35730402B0)	二零零四年八月 August 2004	28.0	4.5	32.5		
<input type="checkbox"/>	二零零四年第三季 Third Quarter 2004 (J35730403B0)	二零零四年十一月 November 2004	28.0	4.5	32.5		
<input type="checkbox"/>	二零零四年第四季 Fourth Quarter 2004 (J35730404B0)	二零零五年三月 March 2005	28.0	4.5	32.5		
合計 Total :							

本人現附上支票 (編號：_____) 港幣 _____ 元，購買上述刊物。(註：支票應予劃線，並註明支付「香港特別行政區政府」。)

I enclose a cheque (No. _____) of HK\$ _____ for the payment of the above order. (Note : Cheque should be crossed and made payable to 'The Government of the Hong Kong Special Administrative Region' or 'The Government of the HKSAR'.)

訂戶資料 Subscriber's Information

姓名 Name : _____ 機構名稱 Name of Organisation : _____
職銜 Title of post : _____ 地址 Address : _____
部門 Department : _____
電話 Tel. No. : _____
傳真 Fax No. : _____ 日期 Date : _____

機構主要從事業務類別 Major type of business of organisation :

- 進出口貿易業 Import/export trade 建造業 Construction
 零售貿易業 Retail trade 金融、保險及地產業 Financing, insurance and real estate
 製造業 Manufacturing 商用服務業 Business services
 教育機構 Educational institution 社區、社會及個人服務業 Community, social and personal services
 其他 Others (請註明 Please specify) : _____

讀者類別 Type of readers (可選多項 more than one choice allowed) :

- 經理 Manager 市場、推廣部人員 Marketing / promotional personnel
 分析員、研究員 Analyst / researcher 教師、大專院校講師 Teaching staff / lecturer
 學生 Student 其他 Others (請註明 Please specify) : _____

訂戶類別 Type of subscriber :

- 機構 Organisation 私人 Individual

你是否願意收到本處推廣其他刊物的資料？ Do you want to receive promotional materials of other publications of this department?

- 是 Yes 否 No

註：(1) 此為印刷版的售價。請注意，除印刷版外，此期刊亦備有下載版可供選擇，二零零四年系列的下載版定價為每期港幣 21 元。如欲訂閱下載版，請到網上「香港統計數據書店」(<http://www.statisticalbookstore.gov.hk>)。

Note : This refers to the price of the print version. Apart from print version, please note that download version is also available for subscription at HK\$21 per issue for 2004 series. For arranging subscription to download version, please visit the online "Statistical Bookstore, Hong Kong" (<http://www.statisticalbookstore.gov.hk>).

(2) 外地訂購人士暫時毋須附上支票，所需郵費將於收到訂購要求後另行通知。


For mailings to addresses outside Hong Kong, please do not send in a cheque now. The required postage will be advised upon receipt of order.

(3) 訂購超過一本相同期號的刊物，請向政府新聞處查詢所需本地郵費 (電話：(852) 2842 8844 或 (852) 2842 8845，圖文傳真：(852) 2598 7482)。
For arranging subscription to more than one copy per issue, please consult the Information Services Department about the required local postage. (Tel.: (852) 2842 8844 or (852) 2842 8845, Fax: (852) 2598 7482).


你在表格上所提供的資料，只會用作辦理書刊訂購事宜，不會向任何和訂購無關的人士透露。如欲查看或更改所填報的資料，請與政府統計處的資料管理人員聯絡。地址：香港灣仔港灣道十二號灣仔政府大樓二十一樓。

The information provided herein will only be used for processing your order of publications and will not be disclosed to parties which are not involved in the subscription of these publications. You may seek access to or correction of the information by addressing your request to the Data Controlling Officer, Census and Statistics Department, 21/F, Wanchai Tower, 12 Harbour Road, Wan Chai, Hong Kong.

《服務業統計摘要》 / 《服務業統計摘要按季補充資料》
Statistical Digest of the Services Sector / Quarterly Supplement to Statistical Digest of the Services Sector



- 二零零四年版《服務業統計摘要》匯集了香港 14 個主要服務行業 / 界別的統計數據，包括機構單位數目、就業人數、業務收益指數、生產總額、增加價值及其他與該行業 / 界別相關的數據。
- 本刊登載一九九三年至二零零三年的統計資料，以最近五年和先前第十一年份的數字顯示，以助讀者比較過去十年的發展。在適當情況下，會輔以二零零三年第四季份的數字，以提供有關服務業的最新短期經濟指標。
- The 2004 Edition of *Statistical Digest of the Services Sector* brings together in one volume the important statistical series, including number of establishments and persons engaged, business receipts index, gross output, value added and other industry/domain specific statistics on the 14 major service industries/domains of Hong Kong.
- The *Digest* provides statistical data for the period from 1993 to 2003, in the form of most recent five years and the last eleventh year to facilitate comparison over the past decade. Where appropriate, the statistics for the fourth quarter of 2003 are supplemented to provide some latest short-term economic indicators on the services sector of Hong Kong.



- 《服務業統計摘要按季補充資料》提供在《服務業統計摘要》內刊載的香港 14 個主要服務行業 / 界別的一些最新按季統計數字。
- 本刊同時刊載專題文章，分析有關服務行業 / 界別的統計數字，以及闡述有關的統計方法。
- The *Quarterly Supplement to Statistical Digest of the Services Sector* provides some up-to-date quarterly statistics on the 14 major service industries/domains of Hong Kong presented in the *Statistical Digest of the Services Sector*.
- The publication also contains feature articles that analyse statistics of interest and present methodological materials of relevance to the service industries/domains.

二零零四年系列現可訂閱

有關本刊物的查詢，請聯絡：

政府統計處

莊士紅磡廣場分處

行業經濟統計科(一)

香港九龍紅磡蕪湖街 83 號

莊士紅磡廣場 23 樓

電話：(852) 2123 1038

傳真：(852) 2123 1048

電子郵遞：services@censtatd.gov.hk

2004 Series available for subscription now

Enquiries on this publication can be directed to:

Sectoral Economic Statistics Branch (1)

Census and Statistics Department

Chuang's Hung Hom Plaza Sub-office

23/F, 83 Wuhu Street, Hung Hom,

Kowloon, Hong Kong.

Tel. No.: (852) 2123 1038

Fax. No.: (852) 2123 1048

E-mail: services@censtatd.gov.hk

有關刊物的銷售途徑，請參閱本月刊內第A10頁。此外，刊物的訂閱表格亦刊載於下頁。

For the purchase channels of the publication, please see page A10 of this Digest. A subscription form is also available on the following page for ordering the publication.



訂閱表格⁽¹⁾ 服務業統計摘要 / 服務業統計摘要按季補充資料(二零零四年期刊)
Subscription Form⁽¹⁾ Statistical Digest of the Services Sector /
Quarterly Supplement to Statistical Digest of the Services Sector (2004 Issues)

致：政府統計處行業經濟統計科(一)
 香港九龍紅磡蕪湖街 83 號莊士紅磡廣場 23 樓
 莊士紅磡廣場分處
 (電話：(852) 2123 1038
 傳真：(852) 2123 1048)

To: Sectoral Economic Statistics Branch (1), Census and Statistics Department
 Chuang's Hung Hom Plaza Sub-office, 23/F,
 83 Wuhu Street, Hung Hom, Kowloon, Hong Kong
 (Tel. No.: (852) 2123 1038
 Fax. No.: (852) 2123 1048)

請在適當空格 () 內加上 (√) 號。Please tick (√) in the appropriate box () .

(港元 HK\$)

刊期 Issue	刊物出版日期 To be published	每本售價 Price per copy	每本本地 郵費 ^{(2)&(3)} Local postage ^{(2)&(3)}	每本合計(a) Total price (a)	本數(b) No. of copies (b)	總計 (a) x (b) Total amount (a) x (b)
<input type="checkbox"/> 二零零四年版 2004 Edition (J68010400B0)	二零零四年七月 July 2004	122.0	16.4	138.4		
<input type="checkbox"/> 二零零四年第一季 First Quarter 2004 (J68000401B0)	二零零四年八月 August 2004	60.0	9.0	69.0		
<input type="checkbox"/> 二零零四年第二季 Second Quarter 2004 (J68000402B0)	二零零四年十月 October 2004	60.0	9.0	69.0		
<input type="checkbox"/> 二零零四年第三季 Third Quarter 2004 (J68000403B0)	二零零五年一月 January 2005	60.0	9.0	69.0		
合計 TOTAL :						

本人現附上支票(編號：_____) 港幣 _____ 元，購買上述刊物。(註：支票應予劃線，並註明支付「香港特別行政區政府」。)。
 I enclose a cheque (No. _____) of HK\$ _____ for the payment of the above order.
 (Cheque should be crossed and made payable to 'The Government of the Hong Kong Special Administrative Region' or 'The Government of the HKSAR'.)

訂戶資料 Subscriber's Information

姓名 Name : _____ 機構名稱 Name of Organization : _____
 職銜 Title of Post : _____ 地址 Address : _____
 部門 Department : _____
 電話 Tel. No. : _____
 傳真 Fax No. : _____ 日期 Date : _____

機構主要從事業務類別 Major type of business of organization :

- | | | |
|--|---|--|
| <input type="checkbox"/> 進出口貿易業 Import/export trades | <input type="checkbox"/> 建造業 Construction | <input type="checkbox"/> 零售貿易業 Retail trade |
| <input type="checkbox"/> 教育機構 Educational institution | <input type="checkbox"/> 製造業 Manufacturing | <input type="checkbox"/> 商用服務業 Business services |
| <input type="checkbox"/> 金融、保險及地產業
Financing, insurance and real estate | <input type="checkbox"/> 社區、社會及個人服務業
Community, social and personal services | <input type="checkbox"/> 其他，請註明 Others, please specify _____ |

讀者類別(可選多項) Type of readers (more than one choice allowed) :

- | | | |
|-------------------------------------|--|---|
| <input type="checkbox"/> 經理 Manager | <input type="checkbox"/> 分析員、研究員 Analyst / researcher | <input type="checkbox"/> 市場、推廣部人員 Marketing / promotional personnel |
| <input type="checkbox"/> 學生 Student | <input type="checkbox"/> 教師、大專院校講師 Teaching staff / lecturer | <input type="checkbox"/> 其他，請註明 Others, please specify _____ |

訂戶類別 Type of subscriber :

- 機構 Organization 私人 Individual

你是否願意收到本處推廣其他刊物的資料? Do you want to receive promotional materials of other publications of this department?

- 是 Yes 否 No

HKMDS

註：(1) 此為印刷版的售價。請注意，除印刷版外，上列期刊亦備有下載版可供選購，二零零四年系列的下載版定價均為印刷版的百分之七十五。如欲訂閱下載版，請到網上「香港統計數據書店」(<http://www.statisticalbookstore.gov.hk>)。

Notes: This refers to the price of the print version. Apart from print version, please note that download version is also available for the above issues at 75% of their print version counterparts for 2004 series. For arranging subscription to download version, please visit the online "Statistical Bookstore, Hong Kong" (<http://www.statisticalbookstore.gov.hk>).

(2) 外地訂購人士暫時毋須附上支票，所需郵費將於收到訂購要求後另行通知。


For mailings to addresses outside Hong Kong, please do not send in a cheque now. The required postage will be advised upon receipt of order.

(3) 訂閱超過一本相同期號的刊物，請向政府新聞處查詢所需本地郵費(電話：(852) 2842 8844 或(852) 2842 8845，圖文傳真：(852) 2598 7482)。
 For arranging subscription to more than one copy of the same issue, please consult the Information Services Department about the required local postage. (Tel.: (852) 2842 8844 or (852) 2842 8845, Fax: (852) 2598 7482).

你在表格上所提供的資料，只會用作辦理書刊訂購事宜，不會向任何和訂購無關的人士透露。如欲查看或更改所填報的資料，請與政府統計處的資料管理人員聯絡。地址：香港灣仔港灣道十二號灣仔政府大樓二十一樓。

The information provided herein will only be used for processing your order of publications and will not be disclosed to parties which are not involved in the subscription of these publications. You may seek access to or correction of the information by addressing your request to the Data Controlling Officer, Census and Statistics Department, 21/F, Wanchai Tower, 12 Harbour Road, Wan Chai, Hong Kong.

二零零四年海外公司駐香港的地區代表按年統計調查報告 Report on 2004 Annual Survey of Regional Offices Representing Overseas Companies in Hong Kong

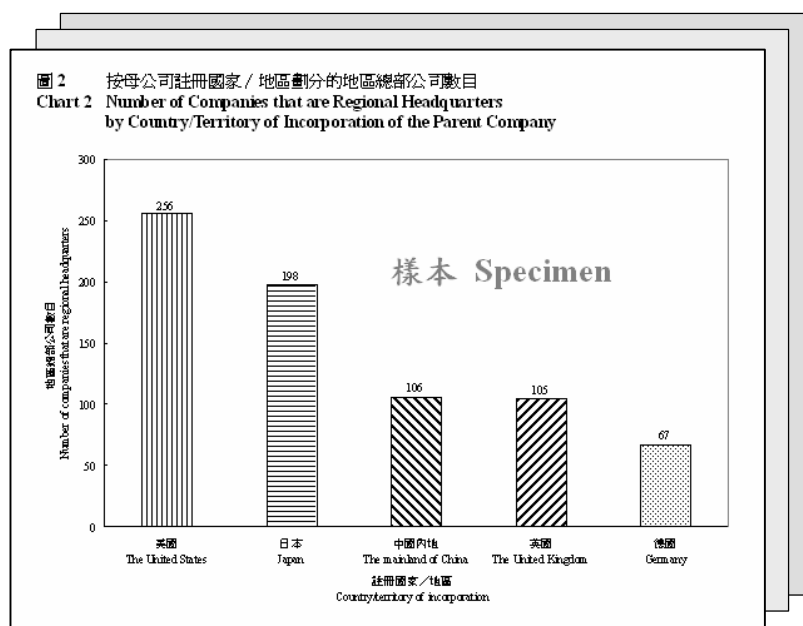


備有印刷版及下載版
每本售價分別為 \$30 及 \$22.5
現已發售！

Available in both print version
and download version at \$30
and \$22.5 per issue respectively!

- ◆ 本年刊載列在 2004 年 6 月 1 日香港以外註冊公司駐港的地區總部、地區辦事處及當地辦事處的經濟特性的統計數字。本刊亦載列以香港作為設立地區總部 / 地區辦事處和當地辦事處地點的利弊意見。

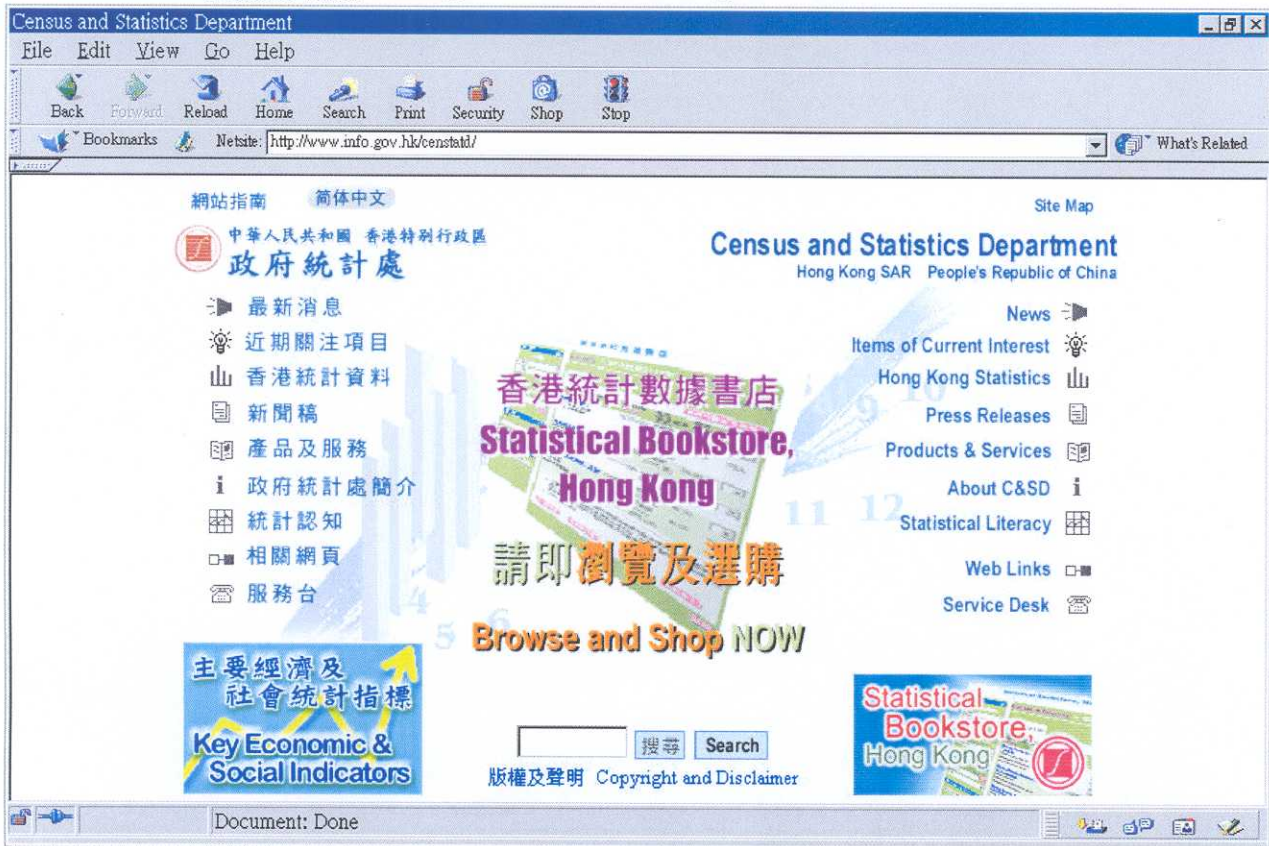
- ◆ This annual publication presents statistics on the economic characteristics of the regional headquarters (RHQ), regional offices (RO) and local offices (LO) in Hong Kong set up by companies incorporated outside Hong Kong as at 1 June 2004. It also presents views on the advantages and disadvantages of Hong Kong as a location for setting up RHQ/ROs and LOs.



有關刊物的銷售途徑，請參閱本月刊內第 A10 頁。此外，刊物的郵購表格亦刊載於第 A11 頁。
For the purchase channels of the publication, please see page A10 of this Digest. A mail order form is also available on page A12 for ordering the publication.

政府統計處網站 The C&SD Website

請到
Please visit <http://www.info.gov.hk/censtatd/>



網站特色 Key Features

香港統計資料 Hong Kong Statistics



最新香港統計
資料及圖表
Latest Hong Kong
statistics and charts

政府統計處簡介 About C&SD

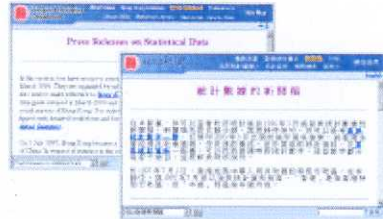


產品及服務 Products & Services



連結到國際組織及
外地官方統計機構
Links to international
organizations and other
statistical authorities

新聞稿 Press Releases



統計數據新聞稿在公布當天
下午 5 時前在網站內看到
Press releases available by 5:00 p.m.
on the date of release

相關網頁 Web Links



服務台 Service Desk

電子郵件查詢及聯絡
E-mail enquiries & contact



專業統計
We Provide Quality Statistics



服務市民
We Serve the Community