

# 香港統計月刊

## Hong Kong Monthly Digest of Statistics

二零零七年六月

June 2007

*專題文章*

*Feature Article*

二零零六年就業綜合估計數字

Composite Employment Estimates 2006

## 二零零六年就業綜合估計數字 Composite Employment Estimates 2006

本月刊於一九九七年三月號首次刊登「就業綜合估計數字」的專題文章，其後每年均刊載專文更新有關數字。

本文提供二零零六年最新統計年度的估計數字。文章亦介紹「就業綜合估計數字」的特徵，並闡釋與其他就業統計數字的分別和用途。

The Composite Employment Estimates (CEE) was first introduced in a feature article in the March 1997 issue of this *Digest*. Updates of the CEE have subsequently been provided in feature articles of the *Digest* on an annual basis.

This article provides the CEE figures for the latest reference year 2006. It also gives an account of the characteristics of CEE and briefly discusses the differences and usage of the CEE vis-a-vis the other employment figures.

如對本文有任何查詢，請致電政府統計處就業統計組（電話：2582 4751）。

If you have any enquiries on this article, please call Employment Statistics Section, Census and Statistics Department (Tel. : 2582 4751).

# 二零零六年就業綜合估計數字

## Composite Employment Estimates 2006

### 1. 二零零六年整體就業情況

1.1 二零零六年整體就業人數達 3 413 400 人，較上年溫和地增加 2.1%。很多行業類別都錄得升幅，較顯著的有「地產及商用服務業」（增加 5.1%或 16 700 人）、「公共行政」（增加 4.4%或 5 300 人），以及「建造業」（增加 3.4%或 8 900 人）。

1.2 在二零零六年，「進口與出口貿易業」仍然是最大的行業類別，僱用了 557 400 人，佔總就業人數 16.3%。其次是「其他社區、社會及個人服務業」，僱用 513 500 人，佔總就業人數 15.0%，以及「批發及零售業」，僱用 358 500 人或佔 10.5%。

1.3 所有服務行業類別合共佔二零零六年總就業人數的 86.3%，而「製造業」及「建造業」則共佔 13.1%。

### 2. 二零零一年至二零零六年就業趨勢

2.1 採用「二零零六年中期人口統計」結果編製的二零零六年年中人口估計，已於二零零七年二月二十二日公布。根據慣例，自「二零零一年人口普查」之後所編製的人口估計的過往數列，已經相應地作出修訂。同樣地，自二零零一年起，由「綜合住戶統計調查」所編製的就業統計數列，以及「就業綜合估計數字」的數列，亦已作出相應的修訂。

2.2 表一載列二零零一年至二零零六年「就業綜合估計數字」。在二零零六年，所有行業類別的總就業人數與五年前比較，增加 4.8%或 157 800 人。

### 1. Overall employment position for 2006

1.1 The overall employment in 2006 was 3 413 400, slightly larger than that in 2005 by 2.1%. Many industry sectors registered increases, with more notable ones in the “Real estate and business services” (by 5.1% or 16 700), the “Public administration” (by 4.4% or 5 300) and the “Construction” (by 3.4% or 8 900).

1.2 In 2006, the “Import and export trade” was still the largest industry sector in terms of employment. It employed 557 400 persons or 16.3% of overall employment. The next largest industry sectors were the “Other community, social and personal services”, engaging 513 500 persons or 15.0% employment share, and the “Wholesale and retail trades”, engaging 358 500 persons or 10.5%.

1.3 All the service sectors taken together had an employment share of 86.3% in 2006. The “Manufacturing” and “Construction” sectors had a combined share of 13.1%.

### 2. Employment trend during 2001 to 2006

2.1 The population estimate for mid-2006, with the results of the 2006 Population By-census incorporated, was released on 22 February 2007. In accordance with usual practice, the past series of population estimates compiled since the 2001 Population Census was revised accordingly. Likewise, employment statistics compiled from the General Household Survey (GHS) and hence the Composite Employment Estimates (CEE) since 2001 were also revised.

2.2 The employment statistics for the CEE from 2001 to 2006 are presented in [Table 1](#). The total employment of all industry sectors in 2006 increased by 4.8%, or 157 800 over five years before.

表一 二零零一年至二零零六年按行業類別劃分的就業綜合估計數字

Table 1 Composite Employment Estimates by industry sector, 2001-2006

行業類別 Industry sector	2001*	2002*	2003*	2004*	2005*	2006 <sup>@</sup>
漁農業 Agriculture and fishing	10 400 (0.3%)	12 200 (0.4%)	9 400 (0.3%)	10 300 (0.3%)	10 400 (0.3%)	9 600 (0.3%)
採礦及採石業 Mining and quarrying	200 (\$)	100 (\$)	100 (\$)	200 (\$)	100 (\$)	100 (\$)
製造業 Manufacturing	214 300 (6.6%)	194 500 (6.0%)	179 100 (5.6%)	178 000 (5.4%)	176 800 (5.3%)	173 300 (5.1%)
電力、燃氣及水務業 Electricity, gas and water	13 800 (0.4%)	13 700 (0.4%)	13 700 (0.4%)	13 200 (0.4%)	12 800 (0.4%)	12 600 (0.4%)
建造業 Construction	289 300 (8.9%)	283 700 (8.8%)	261 300 (8.2%)	262 900 (8.0%)	264 100 (7.9%)	273 000 (8.0%)
批發、零售、進口與出口貿易、飲食及酒店業 Wholesale, retail and import and export trades, restaurants and hotels	1 093 400 (33.6%)	1 073 200 (33.3%)	1 080 100 (33.7%)	1 121 300 (34.2%)	1 146 600 (34.3%)	1 160 500 (34.0%)
批發及零售業 Wholesale and retail trades	334 600 (10.3%)	332 100 (10.3%)	332 800 (10.4%)	347 800 (10.6%)	356 300 (10.7%)	358 500 (10.5%)
進口與出口貿易業 Import and export trade	511 100 (15.7%)	500 300 (15.5%)	509 500 (15.9%)	528 500 (16.1%)	549 400 (16.4%)	557 400 (16.3%)
飲食及酒店業 Restaurants and hotels	247 700 (7.6%)	240 900 (7.5%)	237 800 (7.4%)	245 000 (7.5%)	240 900 (7.2%)	244 700 (7.2%)
運輸、倉庫及通訊業 Transport, storage and communications	346 500 (10.6%)	335 100 (10.4%)	331 400 (10.4%)	345 000 (10.5%)	350 100 (10.5%)	359 900 (10.5%)
運輸及倉庫業 Transport and storage	300 300 (9.2%)	292 300 (9.1%)	294 300 (9.2%)	305 600 (9.3%)	311 300 (9.3%)	320 400 (9.4%)
通訊業 Communications	46 300 (1.4%)	42 800 (1.3%)	37 100 (1.2%)	39 400 (1.2%)	38 800 (1.2%)	39 500 (1.2%)
金融、保險、地產及商用服務業 Financing, insurance, real estate and business services	483 500 (14.9%)	478 800 (14.9%)	474 000 (14.8%)	484 000 (14.8%)	507 900 (15.2%)	529 100 (15.5%)
金融服務業 Financial services	178 200 (5.5%)	176 100 (5.5%)	168 000 (5.3%)	169 500 (5.2%)	179 500 (5.4%)	184 000 (5.4%)
地產及商用服務業 Real estate and business services	305 300 (9.4%)	302 700 (9.4%)	305 900 (9.6%)	314 500 (9.6%)	328 400 (9.8%)	345 100 (10.1%)
社區、社會及個人服務業 Community, social and personal services	804 200 (24.7%)	832 500 (25.8%)	851 400 (26.6%)	864 200 (26.4%)	874 200 (26.1%)	895 100 (26.2%)
公共行政 Public administration	134 900 (4.1%)	132 800 (4.1%)	132 900 (4.2%)	131 900 (4.0%)	119 100 (3.6%)	124 400 (3.6%)
教育及保健服務業 Education and health services	230 500 (7.1%)	236 700 (7.3%)	242 600 (7.6%)	244 000 (7.4%)	250 300 (7.5%)	257 200 (7.5%)
其他 Others	438 900 (13.5%)	463 100 (14.4%)	475 900 (14.9%)	488 200 (14.9%)	504 800 (15.1%)	513 500 (15.0%)
<b>所有行業類別 All industry sectors</b>	<b>3 255 600 (100.0%)</b>	<b>3 223 900 (100.0%)</b>	<b>3 200 500 (100.0%)</b>	<b>3 279 100 (100.0%)</b>	<b>3 343 000 (100.0%)</b>	<b>3 413 400 (100.0%)</b>

註釋：(1) 個別項目的數字是該年的平均數。由於進位原因，它們加起來可能與合計略有出入。

(2) 括號內數字表示佔有關年份總數的百分比。由於進位原因，此等數字未必合計為100%。

\* 二零零一年至二零零五年數字為修訂數字，與本月刊二零零六年六月號所刊載的數字有所不同，詳情見文中第 2.1 段。

§ 少於0.05%。

@ 二零零六年數字在日後會作出修訂。

Notes: (1) Figures for individual items are yearly averages. They may not add up to the overall figure due to rounding.

(2) Figures in brackets refer to the percentage shares against the respective annual totals. They may not add up to 100% due to rounding.

\* The figures for 2001 to 2005 are revised figures. They are different from those published in the June 2006 issue of this Digest. See paragraph 2.1 of the article for details.

§ Less than 0.05%.

@ Figures for 2006 are subject to revision later on.

2.3 在二零零一年至二零零六年期間，錄得顯著增幅的行業類別為「其他社區、社會及個人服務業」（增加 17.0% 或 74 600 人）、「地產及商用服務業」（增加 13.1% 或 39 800 人）及「教育及保健服務業」（增加 11.6% 或 26 700 人）。

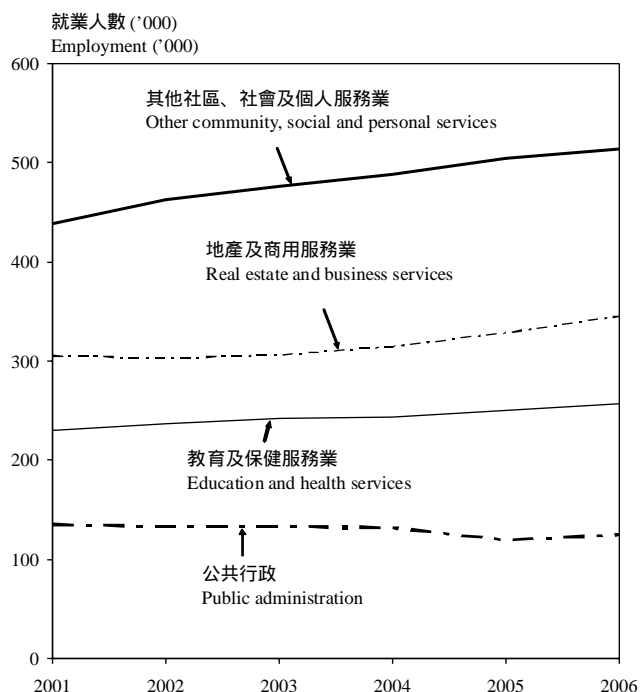
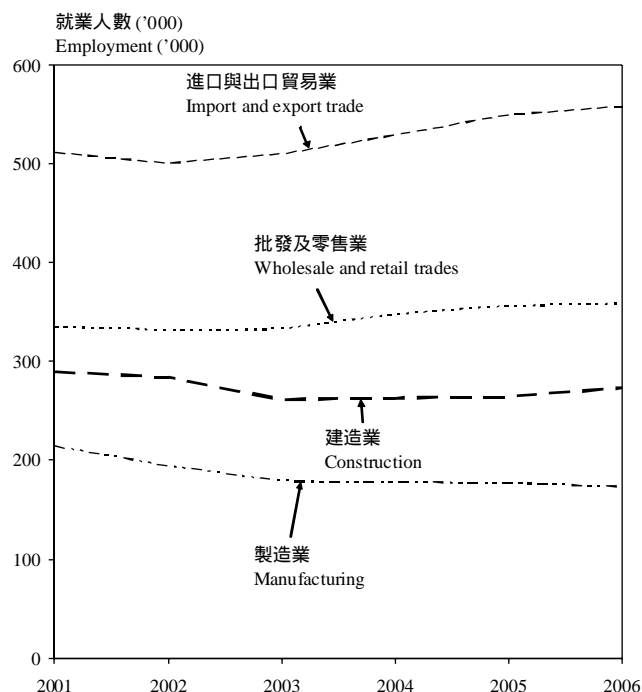
2.4 另一方面，「製造業」的就業人數在二零零一年至二零零六年間向下調整，減少 19.1% 或 41 000 人。其他錄得就業人數減少的行業包括「公共行政」（減少 7.8% 或 10 500 人）及「建造業」（減少 5.6% 或 16 300 人）。二零零一年至二零零六年選定行業類別的就業人數見於圖一。

2.3 During 2001 to 2006, significant increases were observed in the “Other community, social and personal services” (by 17.0% or 74 600), the “Real estate and business services” (by 13.1% or 39 800) and the “Education and health services” (by 11.6% or 26 700).

2.4 On the other hand, the “Manufacturing sector” shed its employment during 2001 to 2006. Its employment dropped by 19.1% or 41 000 persons during the period. Other sectors registering notable decrease in employment included the “Public administration” (decrease of 7.8% or 10 500) and the “Construction” (decrease of 5.6% or 16 300). Chart 1 shows the employment trend for selected industry sectors during 2001 to 2006.

圖一 選定行業類別的就業人數

Chart 1 Employment in selected industry sector



### 3. 二零零一年與二零零六年就業分布

3.1 在二零零一年至二零零六年間，「批發、零售、進口與出口貿易、飲食及酒店業」僱用人數超過 100 萬，約佔總就業人數的三分之一。這個主要行業類別可以細分為「批發及零售業」（佔二零零六年總就業人數的 10.5%）、「進口與出口貿易業」（16.3%）和「飲食及酒店業」（7.2%）。

3.2 另一個主要行業「社區、社會及個人服務業」於二零零六年僱用 895 100 人，約佔總就業人數的四分之一。此主要行業由下列行業類別組成：「公共行政」（佔總就業人數的 3.6%）、「教育及保健服務業」（7.5%），以及「其他社區、社會及個人服務業」（15.0%）。

3.3 在這期間，就業人數的分布出現漸進式的變化。「其他社區、社會及個人服務業」的就業人數比例上升，從二零零一年 13.5% 增加至二零零六年 15.0%，而「地產及商用服務業」亦從 9.4% 增加至 10.1%。另一方面，「製造業」的就業人數比例則從 6.6% 下跌至 5.1%，而「建造業」亦從 8.9% 下跌至 8.0%。

3.4 所有服務行業在就業人數的比例，從二零零一年的 83.8% 增加至二零零六年的 86.3%。圖二顯示二零零一年及二零零六年各主要行業類別的就業人數比例。

### 3. Employment distribution in 2001 and 2006

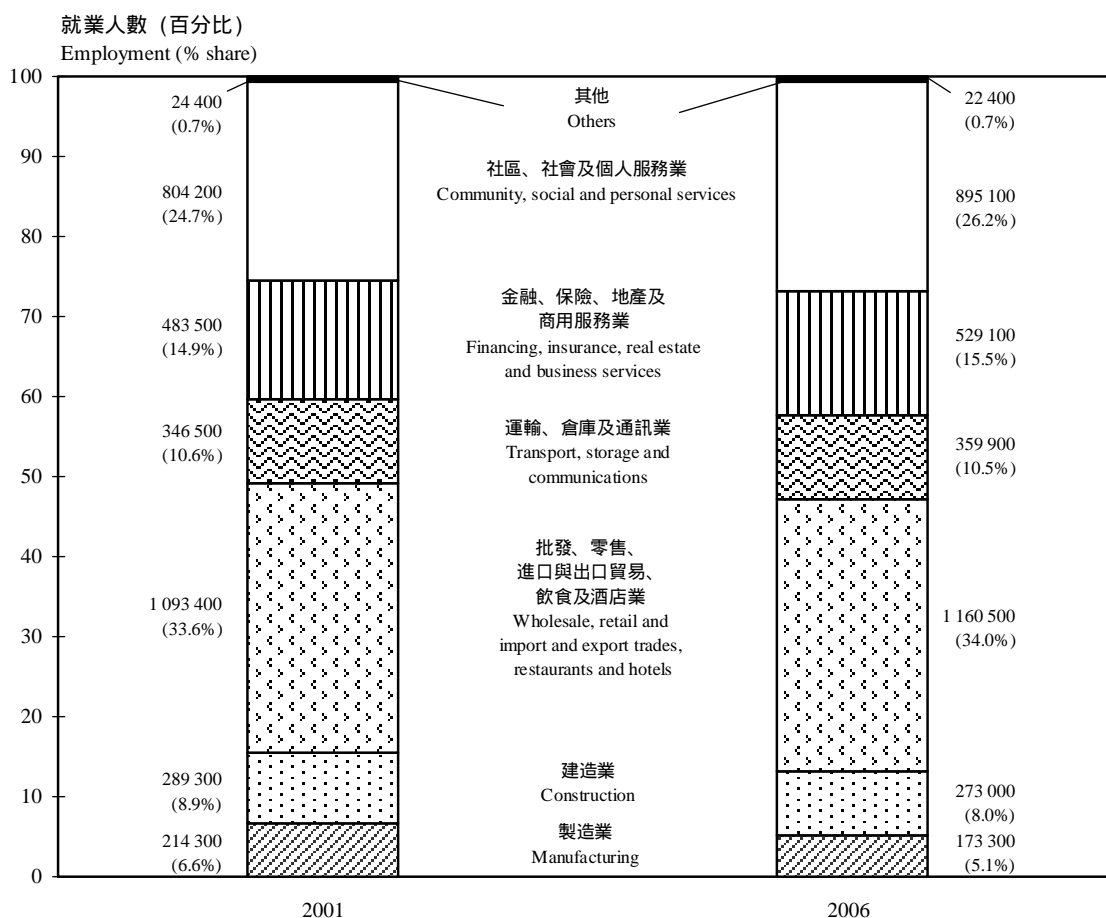
3.1 During 2001 to 2006, the “Wholesale, retail and import and export trades, restaurants and hotels sector” engaged more than one million persons, accounting for about one-third of total employment. This major industry sector comprised the “Wholesale and retail trades” (accounting for 10.5% of total employment for all industry sectors in 2006), the “Import and export trade” (16.3%) and the “Restaurants and hotels” (7.2%).

3.2 Another major industry sector, the “Community, social and personal services sector”, employed 895 100 persons in 2006 or about one-quarter of total employment. This major sector was made up of the “Public administration” (3.6% of total employment), the “Education and health services” (7.5%) and the “Other community, social and personal services” (15.0%).

3.3 During the period, some gradual changes in employment share were observed. Increases in employment share were notable in the “Other community, social and personal services” (up from 13.5% in 2001 to 15.0% in 2006) and the “Real estate and business services” (up from 9.4% to 10.1%). On the other hand, percentage shares of employment decreased in the “Manufacturing sector” (down from 6.6% to 5.1%) and the “Construction sector” (down from 8.9% to 8.0%).

3.4 The employment share of the service sectors taken together increased from 83.8% in 2001 to 86.3% in 2006. Chart 2 illustrates the employment share by major industry sectors for 2001 and 2006.

圖二 二零零一年及二零零六年按主要行業類別劃分的就業人數  
**Chart 2 Employment by major industry sector, 2001 and 2006**



#### 4. 就業綜合估計數字的特徵

4.1 政府統計處經由各類不同的統計調查及資料來源，編製有關就業統計數字。其中，經由「僱傭及職位空缺按季統計調查」和「綜合住戶統計調查」所編製的就業統計數字，更經常被引用。這兩項數字各有本身的用途和優點，但是就反映按行業劃分的本地整體就業分布情況而言，兩者都各有一些局限。故此，本處有需要編製「就業綜合估計數字」，應用於個別特定用途。

#### 4. Characteristics of CEE

4.1 The Census and Statistics Department has been compiling different sets of employment figures based on different surveys and data sources. Among these, the employment figures compiled from the Quarterly Survey of Employment and Vacancies (SEV) and those from the GHS are most frequently referred to. While each of them has its own uses and merits, both are subject to some limitations in reflecting the distribution of territory-wide employment by industry. Hence, there is a need to compile the CEE to serve some specific applications.

4.2 運用統計方法將這兩組數據協調，編製「就業綜合估計數字」，可以更準確及完整地反映按行業劃分的本地整體就業分布情況。

4.3 有關上述兩個統計調查的詳細討論及「就業綜合估計數字」編製方法，請分別參閱本月刊二零零一年六月號及二零零五年六月號內的專題文章。

4.4 相對於「僱傭及職位空缺按季統計調查」和「綜合住戶統計調查」的就業數字，「就業綜合估計數字」能較完整及準確地反映按行業劃分的本地整體就業分布情況。「就業綜合估計數字」所涵蓋的就業人士範圍比「僱傭及職位空缺按季統計調查」更完整，而按行業分類的「就業綜合估計數字」則比「綜合住戶統計調查」的就業數字更可靠。

4.5 由於所涵蓋的就業人士範圍較完整，故「就業綜合估計數字」可展示個別行業類別的就業人數佔整體就業人數的比例（以百分比計算）。

4.6 雖然「就業綜合估計數字」可在一定程度上減低「僱傭及職位空缺按季統計調查」和「綜合住戶統計調查」兩者有關就業統計數字的主要局限，但其本身仍有一些不足之處。「僱傭及職位空缺按季統計調查」和「綜合住戶統計調查」存有不少固有的分別，如統計調查概念、涵蓋範圍和調查方法（例如點算方法）。「就業綜合估計數字」和「綜合住戶統計調查」的就業數據，基本上以「人數」計算（可展示按行業劃分的就業人數），但「僱傭及職位空缺按季統計調查」的就業人數，是以「職位」計算。嚴格來說，將這兩項來自不同統計調查的數據直接相加，以編製涵蓋各行業類別的「就業綜合估計數字」，是頗粗略的做法。

4.2 A set of CEE is derived by reconciling under a designated statistical framework the employment figures obtained from these two surveys in order to reflect a more accurate picture of the broad distribution of the territory-wide employment by industry.

4.3 For detailed discussions of the GHS and SEV and of the CEE compilation methodology, reference can be made to the feature articles in the June 2001 and June 2005 issues of this *Digest* respectively.

4.4 The CEE can better reflect a more comprehensive and accurate picture of the territory-wide employment in individual industries, when compared to both the SEV and GHS figures. On the one hand, the estimates are superior to the SEV figures in that the coverage of employed population is more complete. On the other hand, they are also superior to the GHS figures in that the industrial classification in respect of employment figures is more reliable.

4.5 With a complete coverage of the employed population, the CEE may also show the employment share (in percentage terms) of individual industry sectors.

4.6 Although the CEE reduces the major limitations of both the SEV and GHS employment figures to a certain extent, the estimates are subject to some drawbacks. There are a number of inherent differences between the SEV and GHS figures in terms of survey concepts, coverage and methodology (e.g. counting rules). In particular, the CEE figures are person-based (i.e. showing the number of persons by industry), which are similar in concept to the GHS employment data. However, the employment data collected in the SEV are based on posts. Strictly speaking, it is a crude method for compiling the CEE by adding directly the data based on the two different sources across different industry sectors.



## 5. 各組就業統計數字的用途

5.1 上述三組就業統計數字都有未臻完善之處，但各自本身的優點，卻能互補不足。在選擇應用時，要取決於其特定的用途。

5.2 「就業綜合估計數字」結合了「綜合住戶統計調查」中有關人口涵蓋範圍的優點與「僱傭及職位空缺按季統計調查」中有關行業分類的優點，從而更完整及準確地反映按行業類別劃分的本地**整體**就業分布情況和此等分布情況隨時間的轉變。因此，把「就業綜合估計數字」應用在此情況下是很有用的。

5.3 另一方面，「僱傭及職位空缺按季統計調查」的統計數字可顯示統計調查所包括個別行業的勞工需求，尤其可提供按行業及地區劃分的詳細就業分布資料，以及有關勞動力投入（絕對值和相對值）於個別行業內的資料（指在統計調查涵蓋範圍完整的行業而言）。

5.4 在較廣義的層面上，「綜合住戶統計調查」的就業數字顯示本地勞工市場的勞動力供應。這些數字可提供詳細的就業狀況資料（如就業、失業及就業不足狀況）和勞動人口特徵如年齡及性別分布資料，從而可更清楚了解勞工市場的勞動力供應情況。

5.5 另一點要注意的就是在使用「綜合住戶統計調查」的數字來分析按行業劃分的勞動人口特徵時（例如年齡及性別分布），有關「行業」的資料只應視為分類變數。在此情況下，這統計調查的數字可幫助分析某行業內的勞動人口特徵（如失業率或職業狀況），或比較不同行業的勞動人口特徵。然而，此等數字卻不應用作顯示個別行業類別的實際就業人數。

## 5. Uses of different sets of employment figures

5.1 None of the three sets of employment figures described above is perfect. They serve to complement each other since each set has its own merits. The selection of any one set for a particular application depends on the specific use it is put to.

5.2 By taking account of the merits of the GHS and SEV employment data in respect of population coverage and industrial classification respectively, the CEE can better reflect the broad distribution of the **overall** territory-wide employment broken down by industry sector, and also the change of such sectoral distribution over time. Application of the CEE in this specific area is thus recommended.

5.3 On the other hand, the SEV figures indicate the labour demand for the specific industries covered. They are particularly useful for furnishing detailed information on the industrial and geographical distribution of employment and also the labour input (in both absolute and relative terms) to individual industries (for those industries with complete coverage in SEV).

5.4 From a broader perspective, the GHS employment figures show the labour supply in the local labour market. They can provide detailed information on the employment status (employed/unemployed/underemployed) and the demographic characteristics (e.g. age and sex distribution) of the labour force, thereby facilitating a better understanding of the labour market situation from the supply side.

5.5 Another point to note when using the GHS findings in studying the industry-specific labour force characteristics (such as age and sex distribution) is that the information on “industry” should only be taken as classification variable. In that case, the survey results can facilitate analysis of the characteristics of the labour force in a specific industry (e.g. unemployment rate or occupational pattern) or comparison of such characteristics across industries. However, such figures should not be taken as the actual number of employed persons in the individual industry sectors.

## 二零零七年一月至六月刊載的專題文章目錄

### List of Feature Articles Published during January to June 2007

月份	文章題目	Month	Title of Article
1	(i) 對外直接投資統計 (ii) 一九九七至二零零六年中層經理級與專業僱員薪金統計數字	1	(i) External direct investment statistics (ii) Salary statistics of middle-level managerial and professional employees 1997-2006
2	(i) 從事製造業相關活動的貿易公司 (ii) 公屋輪候冊申請人統計調查 (iii) 一九九八至二零零五年工商業的資訊科技開支	2	(i) Trading firms with manufacturing-related activities (ii) The survey on waiting list applicants for public rental housing (iii) Expenditure on information technology in the business sector, 1998-2005
3	(i) 消費物價指數及其在一九九七至二零零六年間的變動情況 (ii) 香港的金融服務行業 (iii) 編製居住或長期逗留在內地的香港居民統計數字的改良方法 (iv) 二零零一至二零零五年工商業的創新活動統計數字 (v) 香港經濟四個主要行業在二零零五年的情況	3	(i) Consumer Price Index and its movements during 1997 – 2006 (ii) The financial services sector in Hong Kong (iii) Enhanced method for compiling statistics on Hong Kong residents having resided / having stayed substantially in the Mainland (iv) Statistics on innovation activities in the business sector, 2001 - 2005 (v) The situation of the four key industries in the Hong Kong Economy in 2005
4	(i) 香港出口貿易分析 (ii) 二零零六年中期人口統計主要結果 (iii) 香港的批發、零售、進出口貿易、飲食及酒店業 (iv) 香港的資產管理業	4	(i) An analysis of Hong Kong's exports (ii) Key findings of the 2006 Population By-census (iii) The wholesale, retail and import and export trades, restaurants and hotels sectors in Hong Kong (iv) The asset management industry in Hong Kong
5	(i) 二零零六年本港居民到中國內地旅行的消費開支 (ii) 二零零一至二零零五年香港研究及發展的統計數字 (iii) 電子產品及電子行業統計數字 (iv) 二零零六年失業率的走勢	5	(i) Consumption expenditure of Hong Kong residents travelling to the mainland of China, 2006 (ii) Statistics on research and development of Hong Kong, 2001-2005 (iii) Statistics on electronic products and the electronics industry (iv) The movement of the unemployment rate in 2006
6	(i) 二零零六年就業綜合估計數字 (ii) 二零零六年到中國內地作私人旅行的本港居民的社會經濟特徵 (iii) 二零零六年香港的中醫藥業 (iv) 二零零一年至二零零六年貨櫃統計 (v) 行業集中度統計數字	6	(i) Composite employment estimates 2006 (ii) Socio-economic characteristics of Hong Kong residents making personal travel to the mainland of China, 2006 (iii) The Chinese medicine sector in Hong Kong, 2006 (iv) Container statistics, 2001-2006 (v) Statistics on sectoral concentration

**二零零七年七月至十月**  
**政府統計處定期性統計數據發布日期一覽表**  
**Schedule for Issuing Regular Releases of Statistical Data by**  
**the Census and Statistics Department, July – October 2007**

每年九月底，本處會向傳媒公布翌年定期性統計數據新聞發布的詳細時間表。本附錄載列未來四個月的發布日期。數據於發布日期下午四時十五分向傳媒公布。有關的新聞公布於稍後時間載列於政府統計處的網站上 (www.censtatd.gov.hk)。發布日期下午四時十五分後致電本處，亦可查詢有關統計數據。

The date schedule for issuing regular press releases of statistical data in the ensuing year is issued to the mass media in end September of each year. This Annex gives the schedule for the coming four months. Data are issued to the media at 4:15 p.m. on the date of release. The press releases are posted shortly afterwards on the Department's website (www.censtatd.gov.hk). Telephone enquiries may also be made to the Department after 4:15 p.m. on the release date.

統計數據 Statistical Data	發布日期 (日/月/年) Release Date (DD/MM/YYYY)
<b>人口統計</b> <b>Population Statistics</b>	
1. 二零零七年年中人口數字 <i>查詢電話 Enquiry Telephone Number</i> 2716 8044	Mid-year Population for 2007 14.08.2007
<b>勞工統計</b> <b>Labour Statistics</b>	
1. 失業及就業不足統計數字 二零零七年四月至六月 二零零七年五月至七月 二零零七年六月至八月 二零零七年七月至九月 <i>查詢電話 Enquiry Telephone Number</i> 2887 5506	Unemployment and Underemployment Statistics April - June 2007 May - July 2007 June - August 2007 July - September 2007 19.07.2007 20.08.2007 18.09.2007 16.10.2007
2. 就業及空缺統計 二零零七年六月 <i>查詢電話 Enquiry Telephone Number</i> 2582 4751	Employment and Vacancies Statistics June 2007 21.09.2007
3. 薪金總額及工資統計 二零零七年第二季 <i>查詢電話 Enquiry Telephone Number</i> 2887 5584	Payroll and Wage Statistics 2nd Quarter 2007 27.09.2007
4. 經理級與專業顧員薪金指數 二零零七年六月 <i>查詢電話 Enquiry Telephone Number</i> 2887 5584	Salary Indices for Managerial and Professional Employees June 2007 30.10.2007
<b>對外貿易統計</b> <b>External Trade Statistics</b>	
1. 對外商品貿易統計 二零零七年六月 二零零七年七月 二零零七年八月 二零零七年九月 <i>查詢電話 Enquiry Telephone Number</i> 2582 4914	External Merchandise Trade Statistics June 2007 July 2007 August 2007 September 2007 26.07.2007 27.08.2007 27.09.2007 25.10.2007

## 對外貿易統計 (續)

## External Trade Statistics (Cont'd.)

2.	對外商品貿易貨量及價格統計	Volume and Price Statistics of External Merchandise Trade	
	二零零七年五月	May 2007	19.07.2007
	二零零七年六月	June 2007	13.08.2007
	二零零七年七月	July 2007	14.09.2007
	二零零七年八月	August 2007	16.10.2007
	查詢電話 Enquiry Telephone Number 2582 4914		
3.	按產品所屬工業劃分的本港製造業 產品出口統計	Domestic Export Statistics Classified by Industrial Origin	
	二零零七年第二季	2nd Quarter 2007	07.08.2007
	查詢電話 Enquiry Telephone Number 2805 6641		
4.	船隻、港口貨物及貨櫃統計	Statistics on Vessels, Port Cargo and Containers	
	二零零七年第二季	2nd Quarter 2007	07.09.2007
	查詢電話 Enquiry Telephone Number 2582 4889		
5.	涉及外發中國內地加工貿易統計	Statistics on Trade Involving Outward Processing in the Mainland of China	
	二零零七年第二季	2nd Quarter 2007	20.09.2007
	查詢電話 Enquiry Telephone Number 2582 5255		

## 物價統計

## Price Statistics

1.	消費物價指數	Consumer Price Index	
	二零零七年六月	June 2007	20.07.2007
	二零零七年七月	July 2007	21.08.2007
	二零零七年八月	August 2007	20.09.2007
	二零零七年九月	September 2007	22.10.2007
	查詢電話 Enquiry Telephone Number 2805 6401		

## 國民收入及國際收支平衡統計

## National Income and Balance of Payments Statistics

1.	本地生產總值	Gross Domestic Product	
	二零零七年第二季 <sup>(1)</sup>	2nd Quarter 2007 <sup>(1)</sup>	17.08.2007
	查詢電話 Enquiry Telephone Number 2582 4787		

註： (1) 財政司司長辦公室轄下的經濟分析及方便營商處的經濟分析部發布有關二零零七年半年經濟報告及二零零七年全年本地生產總值暨物價預測第二次修訂的新聞稿時，二零零七年第二季本地生產總值亦於該新聞稿中發布。政府統計處不會在當日就二零零七年第二季的本地生產總值另發新聞稿。

Note: (1) The Economic Analysis Division of the Economic Analysis and Business Facilitation Unit under the Financial Secretary's Office will issue a press release on the Half-yearly Economic Report 2007 and second update of GDP and prices forecasts for 2007 as a whole. The GDP for the second quarter of 2007 will also be released there. No separate press release on the GDP for the second quarter of 2007 will be issued by the Census and Statistics Department on that day.

2.	以固定價格計算按經濟活動劃分的 按季本地生產總值	Quarterly Constant Price Gross Domestic Product by Economic Activity	
	二零零七年第二季	2nd Quarter 2007	21.09.2007
	查詢電話 Enquiry Telephone Number 2116 5188		

國民收入及國際收支平衡統計 (續)

**National Income and Balance of Payments Statistics (Cont'd.)**

3.	本地居民生產總值及對外要素收益 流動數字 二零零七年第二季 查詢電話 Enquiry Telephone Number	Gross National Product and External Factor Income Flows 2nd Quarter 2007 2116 5101	14.09.2007
4.	國際收支平衡統計 二零零七年第二季 查詢電話 Enquiry Telephone Number	Balance of Payments Statistics 2nd Quarter 2007 2116 8660	24.09.2007

其他各類統計

**Various Other Types of Statistics**

1.	零售業銷貨額統計 二零零七年五月 二零零七年六月 二零零七年七月 二零零七年八月 查詢電話 Enquiry Telephone Number	Retail Sales Statistics May 2007 June 2007 July 2007 August 2007 2802 1367	03.07.2007 31.07.2007 03.09.2007 02.10.2007
2.	工業生產指數和製造業生產者 價格指數 二零零七年第二季 查詢電話 Enquiry Telephone Number	Quarterly Index of Industrial Production and Quarterly Producer Price Indices for Manufacturing Industries 2nd Quarter 2007 2805 6641	14.09.2007
3.	建造工程完成量統計 二零零七年第二季 查詢電話 Enquiry Telephone Number	Construction Output Statistics 2nd Quarter 2007 2805 6424	12.09.2007
4.	食肆的收入及購貨額統計 二零零七年第二季 查詢電話 Enquiry Telephone Number	Restaurant Receipts and Purchases Statistics 2nd Quarter 2007 2802 1367	10.08.2007
5.	服務行業按季業務收益指數 二零零七年第二季 查詢電話 Enquiry Telephone Number	Quarterly Business Receipts Indices for Service Industries 2nd Quarter 2007 2802 1269	10.09.2007
6.	按季業務展望統計調查結果 二零零七年第三季 二零零七年第四季 查詢電話 Enquiry Telephone Number	Results of the Quarterly Business Tendency Survey 3rd Quarter 2007 4th Quarter 2007 2805 6112	25.07.2007 25.10.2007

政府統計處刊物一覽 (截至二零零七年六月一日)

List of Publications of the Census and Statistics Department (as at 1.6.2007)

名稱	Title	最新期號##	印刷版售價(港元)	
			Price of Print Version (HK\$)	
			不包括 郵費 Not Including Postage	連本地 郵費 Including Local Postage
<b>綜合性統計刊物</b>	<b>General Statistical Digests</b>			
香港經濟趨勢 (半月刊)	Hong Kong Economic Trends (half-monthly)	31/5/2007	18.0	21.0
香港統計月刊 §	Hong Kong Monthly Digest of Statistics §	5/2007	100.0	116.5
香港統計年刊 §	Hong Kong Annual Digest of Statistics §	2006	122.0	150.0
香港社會及經濟趨勢 (雙年刊) §	Hong Kong Social and Economic Trends (biennial) §	2005	110.0	126.4
香港的發展(1967 - 2002) - 統計圖表集 (特刊) §	A Graphic Guide on Hong Kong's Development (1967 - 2002) (ad hoc) §	-	38.0	54.4
香港統計數字一覽 (年刊) ++	Hong Kong in Figures (annual) ++	2007 <-----免費 Free ----->		
<b>對外貿易</b>	<b>External Trade</b>			
<b>商品貿易統計</b>	<b>Merchandise Trade Statistics</b>			
香港商品貿易統計 :	Hong Kong Merchandise Trade Statistics :			
進口 (月刊)	Imports (monthly)	3/2007	363.0	391.0
港產品出口及轉口 (月刊)	Domestic Exports and Re-exports (monthly)	3/2007	363.0	391.0
周年附刊, 按國家及貨品劃分 :	Annual Supplement, Country by Commodity :			
- 進口	- Imports	2006	278.0	306.0
- 港產品出口及轉口	- Domestic Exports and Re-exports	2006	278.0	325.0
香港對外商品貿易 (月刊)	Hong Kong External Merchandise Trade (monthly)	3/2007	92.0	108.5
香港對外商品貿易回顧 (年刊)	Annual Review of Hong Kong External Merchandise Trade (annual)	2006	86.0	94.2
香港商品貿易指數 (月刊)	Hong Kong Merchandise Trade Index Numbers (monthly)	3/2007	26.0	30.0
對外商品貿易數字 (月刊)	External Merchandise Trade Figures (monthly)	4/2007 <-----免費 Free ----->		
按產品所屬工業劃分的港產品出口統計數字 (季刊)	Domestic Exports Statistics Classified by Industrial Origin (quarterly)	Q1/2007 <-----免費 Free ----->		
<b>船務統計</b>	<b>Shipping Statistics</b>			
香港船務統計 (季刊)	Hong Kong Shipping Statistics (quarterly)	10-12/2006	50.0	58.5
<b>服務貿易統計</b>	<b>Trade in Services Statistics</b>			
香港服務貿易統計報告 (年刊)	Report on Hong Kong Trade in Services Statistics (annual)	2005	74.0	82.2
<b>國民收入</b>	<b>National Income</b>			
本地生產總值 (季刊)	Gross Domestic Product (quarterly)	Q1/2007	47.0	51.5
本地生產總值 (年刊) ++	Gross Domestic Product (annual) ++	2006	56.0	64.2
本地生產總值特刊, 二零零二年八月 (特刊)	Special Report on Gross Domestic Product, August 2002 (ad hoc)	-	46.0	54.2
<b>國際收支平衡</b>	<b>Balance of Payments</b>			
香港國際收支平衡統計 一九九七年至一九九九年 (特刊)	Balance of Payments Statistics of Hong Kong 1997 to 1999 (ad hoc)	-	14.0	18.0
香港國際收支平衡統計 (季刊)	Balance of Payments Statistics of Hong Kong (quarterly)	Q4/2006	34.0	38.5
香港對外直接投資統計 (年刊)	External Direct Investment Statistics of Hong Kong (annual)	2005	42.0	46.0
<b>勞工</b>	<b>Labour</b>			
<b>勞動人口、就業及空缺統計</b>	<b>Labour Force, Employment and Vacancy Statistics</b>			
綜合住戶統計調查按季統計報告書	Quarterly Report on General Household Survey	1-3/2007	56.0	64.5
就業及空缺按季統計報告	Quarterly Report of Employment and Vacancies Statistics	12/2006	32.0	36.5
建築地盤就業及空缺按季統計報告	Quarterly Report of Employment and Vacancies at Construction Sites	12/2006	26.0	30.0
就業及空缺統計 (詳細統計表) (年刊) :	Employment and Vacancies Statistics (Detailed Tables) (annual) :			
甲系列 (服務業)	Series A (Service Sectors)	2005	64.0	80.4
乙系列 (批發、零售、飲食及酒店業)	Series B (Wholesale and Retail Trades, Restaurants and Hotels)	2005	52.0	56.4
丙系列 (工業)	Series C (Industrial Sectors)	2005	92.0	108.4
丁系列 (進出口貿易業)	Series D (Import/Export Trades)	2005	45.0	49.0

政府統計處刊物一覽 (截至二零零七年六月一日) (續)

List of Publications of the Census and Statistics Department (as at 1.6.2007) (Cont'd.)

名稱	Title	Latest Issue##	印刷版售價(港元)		
			Price of Print Version (HK\$)		
			最新期號##	不包括 郵費 Not Including Postage	連本地 郵費 Including Local Postage
<b>勞工 (續)</b>	<b>Labour (Cont'd.)</b>				
<b>工資及勞工收入統計</b>	<b>Wages and Labour Earnings Statistics</b>				
工資及薪金總額按季統計報告	Quarterly Report of Wage and Payroll Statistics	12/2006	39.0	47.5	
經理級與專業僱員薪金及僱員福利統計 報告 (高層管理人員除外) (年刊) §	Report of Salaries and Employee Benefits Statistics Managerial and Professional Employees (Excluding Top Management) (annual) §	2006	24.0	28.4	
從事公營建築工程的工人每日平均工資 (月刊)	Average Daily Wages of Workers Engaged in Public Sector Construction Projects (monthly)	3/2007	<-----免費 Free ----->		
<b>人力統計</b>	<b>Manpower Statistics</b>				
二零零二年人力培訓及工作技能需求機構 單位統計調查報告 (特刊)	Report on 2002 Establishment Survey on Manpower Training and Job Skills Requirements (ad hoc)	-	48.0	56.2	
<b>消費物價及住戶開支</b>	<b>Consumer Prices and Household Expenditure</b>				
消費物價指數月報	Monthly Report on the Consumer Price Index	4/2007	49.0	53.5	
消費物價指數年報	Annual Report on the Consumer Price Index	2006	76.0	84.2	
二零零四至零五年住戶開支統計調查及 重訂消費物價指數基期 (特刊)	2004/05 Household Expenditure Survey and the Rebasing of the Consumer Price Indices (ad hoc)	-	47.0	55.2	
<b>工商業</b>	<b>Commerce and Industry</b>				
<b>工業生產</b>	<b>Industrial Production</b>				
工業生產按年統計調查報告	Report on Annual Survey of Industrial Production	2005	80.0	84.0	
工業生產按季指數	Quarterly Index of Industrial Production	Q4/2006	8.0	11.0	
製造業按季生產者價格指數	Quarterly Producer Price Indices for Manufacturing Industries	Q4/2006	8.0	11.0	
紡織業生產按季統計數字	Quarterly Textile Production Statistics	Q4/2006	5.0	8.0	
<b>經銷及服務業</b>	<b>Distribution and Services</b>				
批發、零售、進口與出口貿易、食肆及 酒店按年統計調查報告	Report on Annual Survey of Wholesale, Retail and Import and Export Trades, Restaurants and Hotels	2005	96.0	100.4	
食肆的收入及購貨額按季統計調查報告	Report on Quarterly Survey of Restaurant Receipts and Purchases	Q1/2007	6.0	9.0	
零售業銷貨額按月統計調查報告	Report on Monthly Survey of Retail Sales	3/2007	9.0	12.0	
運輸及有關服務按年統計調查報告	Report on Annual Survey of Transport and Related Services	2005	79.0	83.0	
倉庫業、通訊業、銀行業、財務業、保險業 及商用服務業按年統計調查報告	Report on Annual Surveys of Storage, Communication, Banking, Financing, Insurance and Business Services	2005	108.0	116.2	
服務行業按季業務收益指數	Quarterly Business Receipts Indices for Service Industries	Q4/2006	11.0	14.0	
服務業統計摘要 (年刊)	Statistical Digest of the Services Sector (annual)	2006	162.0	178.4	
服務業統計摘要按季補充資料	Quarterly Supplement to Statistical Digest of the Services Sector	Q3/2006	44.0	53.0	
<b>屋宇建築及建造</b>	<b>Building and Construction</b>				
屋宇建築、建造及地產業按年統計調查 報告	Report on Annual Survey of Building, Construction and Real Estate Sectors	2005	90.0	94.0	
建造工程完成量按季統計調查報告	Report on the Quarterly Survey of Construction Output	Q4/2006	20.0	24.0	
特選建築材料平均批發價格 (月刊)	Average Wholesale Prices of Selected Building Materials (monthly)	2/2007	<-----免費 Free ----->		
公營建築工程的工資及材料成本指數 (1995年6月=100) (月刊)	Index Numbers of the Costs of Labour and Materials Used in Public Sector Construction Projects (June 1995=100) (monthly)	2/2007	<-----免費 Free ----->		
公營建築工程的工資及材料成本指數 (2003年4月=100) (月刊)	Index Numbers of the Costs of Labour and Materials Used in Public Sector Construction Projects (April 2003=100) (monthly)	3/2007	<-----免費 Free ----->		
<b>能源</b>	<b>Energy</b>				
香港能源統計 (季刊)	Hong Kong Energy Statistics (quarterly)	Q3/2006	20.0	24.0	
香港能源統計 (年刊)	Hong Kong Energy Statistics (annual)	2006	67.0	71.0	
<b>其他經濟及工商業統計</b>	<b>Other Economic and Business Statistics</b>				
業務展望按季統計調查報告	Report on Quarterly Business Tendency Survey	Q2/2007	26.0	30.0	
手頭訂單按月統計調查	Monthly Survey of Orders-on-hand	10/2003	8.0	11.0	
代表香港境外母公司的駐港公司 按年統計調查報告	Report on Annual Survey of Companies in Hong Kong Representing Parent Companies Located outside Hong Kong	2006	32.0	36.4	

政府統計處刊物一覽 (截至二零零七年六月一日) (續)

List of Publications of the Census and Statistics Department (as at 1.6.2007) (Cont'd.)

名稱	Title	最新期號##	印刷版售價(港元)	
			不包括 郵費 Not Including Postage	連本地 郵費 Including Local Postage
<b>工商業 (續)</b>	<b>Commerce and Industry (Cont'd.)</b>			
<b>其他經濟及工商業統計 (續)</b>	<b>Other Economic and Business Statistics (Cont'd)</b>			
資訊科技在工商業的使用情況 和普及程度按年統計調查報告	Report on Annual Survey on Information Technology Usage and Penetration in the Business Sector	2006	45.0	61.4
工商業創新活動按年統計調查 報告	Report on Annual Survey of Innovation Activities in the Business Sector	2005	45.0	53.2
香港 - 資訊社會 (年刊)	Hong Kong as an Information Society (annual)	2006	58.0	66.2
香港 - 知識型經濟統計透視 (特刊)	Hong Kong as a Knowledge-based Economy - A Statistical Perspective (ad hoc)	-	47.0	55.2
<b>人口</b>	<b>Population</b>			
<b>香港二零零六年中期人口統計</b>	<b>Hong Kong 2006 Population By-census</b>			
二零零六年中期人口統計 (特刊)	2006 Population By-census (ad hoc)			
簡要報告	Summary Results	-	41.0	49.2
有關各區議會分區的基本統計表	Basic Tables for District Council Districts	-	50.0	58.2
有關香港島各選區的基本統計表	Basic Tables for Constituency Areas : Hong Kong Island	-	84.0	100.4
有關九龍各選區的基本統計表	Basic Tables for Constituency Areas : Kowloon	-	112.0	128.4
有關新界各選區的基本統計表	Basic Tables for Constituency Areas : New Territories	-	180.0	208.0
區議會分區及選區統計表的附件 - 區域分界地圖	Boundary Maps Complementary to Tables for District Council Districts and Constituency Areas	-	134.0	162.0
有關各小規劃統計區的基本統計表	Basic Tables for Tertiary Planning Units	-	274.0	302.0
小規劃統計區統計表的附件 - 區域 分界地圖	Boundary Maps Complementary to Tables for Tertiary Planning Units	-	80.0	88.2
<b>香港二零零一年人口普查</b>	<b>Hong Kong 2001 Population Census</b>			
二零零一年人口普查 (特刊)	2001 Population Census (ad hoc)			
主要報告 - 第一冊	Main Report - Volume I	-	84.0	100.4
主要報告 - 第二冊	Main Report - Volume II	-	66.0	82.4
主要統計表	Main Tables	-	70.0	86.4
統計圖解	Graphic Guide	-	30.0	38.2
主題性報告 - 青年	Thematic Report - Youths	-	36.0	44.2
主題性報告 - 女性及男性	Thematic Report - Women and Men	-	40.0	48.2
主題性報告 - 長者	Thematic Report - Older Persons	-	36.0	44.2
主題性報告 - 少數族裔人士	Thematic Report - Ethnic Minorities	-	44.0	52.2
主題性報告 - 內地來港定居未足七年 人士	Thematic Report - Persons from the Mainland Having Resided in Hong Kong for Less Than 7 Years	-	38.0	46.2
主題性報告 - 單親人士	Thematic Report - Single Parents	-	36.0	44.2
<b>其他與人口有關的刊物</b>	<b>Other Publications relating to Population</b>			
香港人口推算 2004-2033 (特刊)	Hong Kong Population Projections 2004-2033 (ad hoc)	-	28.0	36.2
香港人口生命表 1998-2033 (特刊)	Hong Kong Life Tables 1998-2033 (ad hoc)	-	28.0	32.4
香港人口趨勢 1981-2001 (特刊)	Demographic Trends in Hong Kong 1981-2001 (ad hoc)	-	28.0	36.2
<b>社會資料</b>	<b>Social Data</b>			
從綜合住戶統計調查搜集所得的社會資料 第四 四號專題報告書 (特刊) : 就業人士轉工情況	Social Data Collected via the General Household Survey Special Topics Report No. 44 (ad hoc) : Job-changing of employed persons	-	50.0	54.4
主題性住戶統計調查第二 九號報告書 (特刊) : 公眾對教育改革的意見 執行贍養費命令的情況	Thematic Household Survey Report No. 29 (ad hoc) : Public Views on Education Reform Enforcement of Maintenance Order	-	100.0	104.4



政府統計處刊物一覽 (截至二零零七年六月一日) (續)

List of Publications of the Census and Statistics Department (as at 1.6.2007) (Cont'd.)

名稱	Title	最新期號##	印刷版售價(港元)	
			Price of Print Version (HK\$)	
			不包括 郵費 Not Including Postage	連本地 郵費 Including Local Postage
<b>社會資料 (續)</b>	<b>Social Data (Cont'd.)</b>			
按區議會分區劃分的人口及住戶統計資料 (年刊)	Population and Household Statistics Analysed by District Council District (annual)	2005	16.0	19.7
一九九八年在香港發生的罪案及罪案事主 (特刊)	Crime and Its Victims in Hong Kong in 1998 (ad hoc)	-	38.0	54.4
香港的女性及男性 - 主要統計數字 (年刊)	Women and Men in Hong Kong - Key Statistics (annual)	2006	65.0	73.2
<b>統計分類表</b>	<b>Classification Lists</b>			
香港進出口貨物分類表 (協調制度), 二零零七年版 (特刊)	Hong Kong Imports and Exports Classification List (Harmonized System), 2007 Edition (ad hoc)			
第一冊: 第一至第 類貨物	Volume One: Commodity Section I - X	-	24.0	40.4
第二冊: 第 一至第二 二類貨物	Volume Two: Commodity Section XI - XXII	-	28.0	44.4
香港商品貿易統計分類表, 二零零二年版 (特刊)	Hong Kong Merchandise Trade Statistics Classification, 2002 Edition (ad hoc)	-	62.0	78.4
香港標準行業分類 (第一冊) (特刊)++	Hong Kong Standard Industrial Classification (Volume One) (ad hoc)++	-	135.0	163.0
<b>統計發展報告</b>	<b>Report on Statistical Development</b>			
統計發展概要 (年刊)	An Outline of Statistical Development (annual)	2007	84.0	92.2

註釋: 除另有註明外, 所有刊物均以中、英文對照形式出版。獲取刊物的方法載於第 A10 頁。

用戶可以在政府統計處的網站 (www.censtatd.gov.hk/products\_and\_services/products/publications/index\_tc.jsp) 免費下載政府統計處的刊物和統計表。

## Q1、Q2、Q3、Q4代表第一、第二、第三和第四季。

++ 分別備有中文版和英文版。

§ 本刊物的印刷版亦於部分郵局出售 (查詢熱線: (852) 2921 2222)。

所列售價及郵費日後或有修訂。外地郵費將於收到訂購要求後另行通知。

有關政府統計處刊物及其他統計產品的最新資料, 請瀏覽本處網站內「產品及服務」一節 (www.censtatd.gov.hk/products\_and\_services/index\_tc.jsp) 或致電刊物出版組查詢 (電話: (852) 2582 3025)。

Notes: Unless otherwise specified, all publications are published in bilingual format. Means of obtaining the publications are given in page A10.

Users can download publications and statistical tables of the Census and Statistics Department free of charge at the website of the Census and Statistics Department (www.censtatd.gov.hk/products\_and\_services/products/publications/index.jsp).

## Q1, Q2, Q3 and Q4 represent respectively the first, second, third and fourth quarter.

++ Available in separate Chinese and English versions.

§ Print version of this publication is also put for sale at selected Post Offices (enquiry hotline: (852) 2921 2222).

All quoted prices and postages are subject to revision. Postage for external mailings will be advised upon receipt of orders.

For up-to-date information of the publications and other statistical products of the Census and Statistics Department, please visit the "Products & Services" section on the website of the department (www.censtatd.gov.hk/products\_and\_services/index.jsp) or call the Publications Unit of the department at (852) 2582 3025.

政府統計處唯讀光碟產品一覽 (截至二零零七年六月一日)

List of CD-ROM Products of the Census and Statistics Department (as at 1.6.2007)

		售價不包括 郵費(港元) Price Not Including Postage (HK\$)	售價連本地 郵費(港元) Price Including Local Postage (HK\$)
<b>二零零一年人口普查</b>			
<b>2001 Population Census</b>			
- <b>統計表唯讀光碟 (不定期) ++</b> 載有372個常用統計表。有關統計表涉及的主題廣泛,包括人口、住戶、教育、經濟、房屋、內部遷移及人口分組等本港住戶及人口特徵。選定統計表亦載列按區議會分區/選區及規劃統計小區/街段劃分的統計數字。	- <b>TAB on CD-ROM (ad hoc) ++</b> Contains 372 commonly used statistical tables. The tables cover a wide range of topics including demographic, household, education, economic, housing, internal migration and home moving, and population sub-group characteristics of the households and population in Hong Kong. There are also geographical breakdown of the statistics by District Council District/Constituency Area and Tertiary Planning Unit/Street Block in selected tables.	1,690.0	1,711.2
- <b>地圖唯讀光碟 (不定期)</b> 以常用的格式提供一套數碼化的香港地圖,內載的地域分界數碼地圖包括香港海岸線、區議會分區/選區分界、規劃統計小區(及其合併組)分界、街段-小合併組分界及新市鎮分界。配合適當的電腦軟件,這套數碼地圖可把載於《二零零一年人口普查-統計表唯讀光碟》內的統計數據作地理顯示之用。	- <b>MAP on CD-ROM (ad hoc)</b> Contains a set of digital maps of Hong Kong in commonly used formats. The digital maps for geographical delineation included therein are Coastline of Hong Kong, District Council District/Constituency Area Boundary, Tertiary Planning Unit (and Groupings) Boundary, Small Street Block Group Boundary and New Town Boundary. When used with suitable computer software, the digital maps can be used for geographical presentation of the statistical data contained in the 2001 Population Census - TAB on CD-ROM.	840.0	857.0
關於購買以上兩套光碟事宜,請致電人口統計組 (電話:(852) 2716 8025)。	Please call the Demographic Statistics Section at (852) 2716 8025 for matters relating to the purchase of the above two sets of CD-ROM.		
- <b>普查易2001 (不定期)</b> 普查易2001人口普查光碟套裝是一套功能強大的知識為本產品,它能幫助使用者有效地進行客戶資訊分析和客戶關係管理的工作。普查易2001光碟內載有超過400個由政府統計處提供的香港二零零一年人口普查統計表,分區數碼地圖及功能超卓的地理訊息系統,當中包含了全香港居民的人口特徵、經濟、教育、住戶、房屋等統計數據,使用者可以透過簡單和容易使用的功能介面,來選擇和提取資料。	- <b>Hong Kong CensusPro 2001 (ad hoc)</b> CensusPro 2001 GIS CD-ROM Package is a powerful knowledge-based product that enables users to perform customer profiling and Customer Relationship Management (CRM) easily and efficiently. CensusPro 2001 includes over 400 statistical tables of the Hong Kong 2001 Population Census provided by the Census and Statistics Department, digital boundary maps, and the superb Geographical Information System (GIS) functions and features. Statistical data on the demographic, economic, education, household and housing characteristics of the population are included and can be easily selected and retrieved through intuitive and easy-to-use application interface.		) 這光碟產品由Info Mapping (Hong Kong) Limited生產及銷售。有關查詢及訂購,請直接與該公司聯絡。(電話:(852) 2779 6088)。 ) This CD-ROM is produced and marketed by the Info Mapping (Hong Kong) Limited. For enquiries and purchase, please contact the company direct at (852) 2779 6088.
普查易2001共有4種資料輸出模式:主題性地圖、預設格式報表、統計圖表、及檔案匯出(支援數據庫/試算表/純文字等格式)。普查易2001光碟可應用於規劃業務策略、直接市場推廣或宣傳、客戶資料分析、以及作其他的商業性分析等。	CensusPro 2001 provides output in mainly 4 ways : thematic maps, formatted reports, bar/pie charts, and export files in dbf/Excel files/text files. CensusPro 2001 can be used in areas like strategic business/service planning, direct marketing and promotion, customer analysis and profiling, and many other business analysis purposes and applications.		)
- <b>SUPERMAP Hong Kong 2001 (不定期)</b> • 涵蓋全面的人口普查數據,配合最新數碼地圖作介面 • 採用具世界領導地位之地理信息系統進行處理及分析 • 可作多重圖像化分析人口普查數據 • 有助機構進行深入的市場及客戶資訊分析	- <b>SUPERMAP Hong Kong 2001 (ad hoc)</b> • Covers comprehensive population census datasets with the use of the latest digital maps as interface • Manipulates and analyses through employing world leading Geographical Information System (GIS) technology • Provides multiple views of population census data • Helps organisations with in-depth market analysis or customer profiling through data linkage		) 這些光碟產品由益百利香港有限公司生產及銷售。有關查詢及訂購,請直接與該公司聯絡。(電話:(852) 2839 5388)。 ) These CD-ROMs are produced and marketed by Experian Hong Kong Limited. For enquiries and purchase, please contact the company direct at (852) 2839 5388. ) ) )

政府統計處唯讀光碟產品一覽 (截至二零零七年六月一日) (續)

List of CD-ROM Products of the Census and Statistics Department (as at 1.6.2007) (Cont'd.)

		售價不包括 郵費(港元) Price Not Including Postage (HK\$)	售價連本地 郵費(港元) Price Including Local Postage (HK\$)
<b>對外商品貿易</b>	<b>External Merchandise Trade</b>		
- <b>香港對外商品貿易唯讀光碟</b> 列載過去二 五個月的按月貿易統計數字 及過往 年的按年貿易統計數字(按年數字 只載於周年報), 並包括按貨品類別(《標 準國際貿易分類(第三次修訂版)》或《協 調制度》)、國家/地區及運輸方式劃分的詳 細貿易統計數字。	- <b>Hong Kong External Merchandise Trade CD-ROM</b> Contains monthly trade data for past 25 months and annual trade data for past 10 years (annual figures are only available in the annual edition). Detailed statistics classified by commodity (using the "Standard International Trade Classification (Revision 3)" or the "Harmonized System"), by country/territory and by mode of transport are also included.		這些光碟產品由益百利香港有 限公司生產及銷售。有關查詢 及訂購, 請直接與該公司聯絡 (電話: (852) 2839 5388)。 These CD-ROMs are produced and marketed by Experian Hong Kong Limited. For enquiries and purchase, please contact the company direct at (852) 2839 5388.
- <b>香港船務統計唯讀光碟 (按季產品)</b> 列載自一九九三年以來, 按運輸方式、裝運 種類、裝貨/卸貨國家/地區及港口、貨 品、貨物種類、貨物裝卸地點及與中國內地 有關的轉運劃分的貨物及載貨貨櫃吞吐量 統計數字。	- <b>Hong Kong Shipping Statistics CD-ROM (quarterly)</b> Contains data back-dated to 1993 on cargo and laden container throughput statistics analysed by mode of transport, shipment type, country/territory and port of loading/discharge, commodity cargo type, cargo handling location and transshipment related to the mainland of China.		

註釋: ++ 分別備有中文版和英文版。

所列售價及郵費日後或有修訂。外地郵費將於收到訂購要求  
後另行通知。

有關政府統計處刊物及其他統計產品的最新資料, 請瀏覽本  
處網站內「產品及服務」一節 ([www.censtatd.gov.hk/products  
\\_and\\_services/index\\_tc.jsp](http://www.censtatd.gov.hk/products_and_services/index_tc.jsp)) 或致電刊物出版組查詢(電話:  
(852) 2582 3025)。

Notes: ++ Available in separate Chinese and English versions.

All quoted prices and postages are subject to revision. Postage for  
external mailings will be advised upon receipt of orders.

For up-to-date information of the publications and other statistical  
products of the Census and Statistics Department, please visit the  
"Products & Services" section on the website of the department  
([www.censtatd.gov.hk/products\\_and\\_services/index.jsp](http://www.censtatd.gov.hk/products_and_services/index.jsp)) or call the  
Publications Unit of the department at (852) 2582 3025.

## 獲取政府統計處刊物及其他統計產品的方法

### Means of Obtaining Publications and Other Statistical Products of the Census and Statistics Department

#### 網站

用戶可以在政府統計處網站 ([www.censtatd.gov.hk/products\\_and\\_services/products/publications/index\\_tc.jsp](http://www.censtatd.gov.hk/products_and_services/products/publications/index_tc.jsp)) 免費下載統計刊物。

政府統計處刊物的印刷版於統計處的香港統計數據書店 ([www.statisticalbookstore.gov.hk](http://www.statisticalbookstore.gov.hk)) 和政府新聞處的政府書店 ([www.bookstore.gov.hk](http://www.bookstore.gov.hk)) 網站有售。在網上購買印刷版的統計刊物，可享有原價八五折優惠。統計處的唯一讀光碟產品也於香港統計數據書店網站有售。

#### 郵購服務

本處大部分的刊物均附有郵購表格，供訂購或按期訂閱刊物的印刷版。請填妥郵購表格，連同所需費用和郵費的支票或匯票寄回辦理。郵購表格亦可在政府統計處網站下載 ([www.censtatd.gov.hk/products\\_and\\_services/other\\_services/provision\\_of\\_stat/mail\\_ordering\\_of\\_publications/index\\_tc.jsp](http://www.censtatd.gov.hk/products_and_services/other_services/provision_of_stat/mail_ordering_of_publications/index_tc.jsp))。

#### 銷售中心

市民可親臨政府統計處刊物出版組購買刊物的印刷版和唯讀光碟產品，並即時提取。刊物出版組的地址是：

香港灣仔港灣道十二號  
灣仔政府大樓十九樓

電話：(852) 2582 3025  
圖文傳真：(852) 2827 1708

該組並設有閱讀區，讓使用者翻閱陳列的統計處各類的刊物。閱讀區也備有統計處編製的宣傳／教育單張和小冊子，歡迎索閱。

#### Website

Users may download statistical publications free of charge from the website of the Census and Statistics Department ([www.censtatd.gov.hk/products\\_and\\_services/products/publications/index.jsp](http://www.censtatd.gov.hk/products_and_services/products/publications/index.jsp)).

Print versions of publications of the Census and Statistics Department are available for sale online at the Statistical Bookstore of the Department ([www.statisticalbookstore.gov.hk](http://www.statisticalbookstore.gov.hk)) and the Government Bookstore of the Information Services Department ([www.bookstore.gov.hk](http://www.bookstore.gov.hk)). Print versions if purchased online are offered a discount, at 85% of their original prices. The Statistical Bookstore also offers for sale CD-ROM products of the Department.

#### Mail Order Service

A mail order form for ordering or subscribing to print versions of publications is available in most of the Department's publications. Completed form should be sent back together with a cheque or bank draft covering all necessary cost and postage. The order form is also available for downloading from the website of the Department ([www.censtatd.gov.hk/products\\_and\\_services/other\\_services/provision\\_of\\_stat/mail\\_ordering\\_of\\_publications/index.jsp](http://www.censtatd.gov.hk/products_and_services/other_services/provision_of_stat/mail_ordering_of_publications/index.jsp)).

#### Sales Centre

Print versions of publications and CD-ROM products are available for purchase and collection on the spot at the Publications Unit of the Census and Statistics Department at the following address :

19/F Wanchai Tower  
12 Harbour Road, Wan Chai, Hong Kong.

Tel. : (852) 2582 3025  
Fax : (852) 2827 1708

The Unit also provides a reading area where users may browse through various publications of the Department on display. Publicity/educational leaflets and pamphlets of the Department are also available for collection.

# 郵購表格 (只適用於印刷版)

致：香港花園道 美利大廈4樓 政府新聞處 刊物銷售小組 電話：(852) 2842 8844 或 (852) 2842 8845 圖文傳真：(852) 2598 7482	售價			請註明 刊期(月份/季/ 期號及年份)		合計 所需的 期數 (b)	總計 (港元) (a) x (b)
	每本 (港元) (1)	本地 郵費 (2)及(3) (港元)	合計 (港元) (a)	由	至		
1. 香港統計月刊 (二零零七年期刊) (J470007 B0)	100.0	16.5	116.5	/2007	12/2007		
2. 香港經濟趨勢 (二零零七年期刊) (半月刊) (J410007 B0)	18.0	3.0	21.0	/2007	24/2007		
3. 香港統計年刊 (二零零六年版) (J47010600B0)	122.0	28.0	150.0	-	-		
4. 香港社會及經濟趨勢 (二零零五年版) (雙年刊) (J57290500B0)	110.0	16.4	126.4	-	-		
5. 統計發展概要 (二零零七年版) (年刊) (J33110700B0)	84.0	8.2	92.2	-	-		
6. 香港的發展 (1967-2002) - 統計圖表集 (J69090300B0)	38.0	16.4	54.4	-	-		
7.							
8.							
9.							
10.							

本人現付上支票 (編號：\_\_\_\_\_ ) 港幣 \_\_\_\_\_ 元，購買上述刊物。  
(註：支票應予劃線，並註明支付「香港特別行政區政府」。)

姓名：\_\_\_\_\_ 職銜：\_\_\_\_\_

機構名稱：\_\_\_\_\_ 地址：\_\_\_\_\_

電話：\_\_\_\_\_ 圖文傳真：\_\_\_\_\_

日期：\_\_\_\_\_

- 註： (1) 此為印刷版的售價。在政府統計處的香港統計數據書店網站 ([www.statisticalbookstore.gov.hk](http://www.statisticalbookstore.gov.hk)) 或政府新聞處的政府書店網站 ([www.bookstore.gov.hk](http://www.bookstore.gov.hk)) 購買印刷版，可享有原價八五折優惠。  
(2) 外地的訂戶暫時無須付上支票，所需郵費將於收到訂購表格後另行通知。  
(3) 訂購超過一本相同名稱的年刊或特刊，請向政府新聞處查詢所需的本地郵費 (電話：(852) 2842 8844或(852) 2842 8845，圖文傳真：(852) 2598 7482)。

你在表格上提供的資料，只會用作辦理書刊訂購事宜，不會向任何和訂購無關的人士透露。如欲查看或更改所填報的資料，請與政府新聞處刊物銷售小組聯絡。地址：香港花園道美利大廈4樓。



# Mail Order Form (Applicable to print versions only)

	To : Publications Sales Unit Information Services Department 4/F Murray Building Garden Road Hong Kong Tel. : (852) 2842 8844 or (852) 2842 8845 Fax : (852) 2598 7482	Price			Please indicate Month/Quarter/ Issue no. and Year		Total no. of issue(s) required (b)	Total amount (HK\$) (a) x (b)
		Per copy (HK\$) (1)	Local postage (2) & (3) (HK\$)	Total (HK\$) (a)	From	To		
1.	Hong Kong Monthly Digest of Statistics 2007 issues (J470007 B0)	100.0	16.5	116.5	/2007	12/2007		
2.	Hong Kong Economic Trends 2007 issues (half-monthly) (J410007 B0)	18.0	3.0	21.0	/2007	24/2007		
3.	Hong Kong Annual Digest of Statistics 2006 edition (J47010600B0)	122.0	28.0	150.0	-	-		
4.	Hong Kong Social and Economic Trends 2005 edition (biennial) (J57290500B0)	110.0	16.4	126.4	-	-		
5.	An Outline of Statistical Development 2007 edition (annual) (J33110700B0)	84.0	8.2	92.2	-	-		
6.	A Graphic Guide on Hong Kong's Development (1967-2002) (J69090300B0)	38.0	16.4	54.4	-	-		
7.								
8.								
9.								
10.								

I enclose a cheque (No. \_\_\_\_\_) of HK\$ \_\_\_\_\_ for the payment of the above order. (Note : The cheque should be crossed and made payable to "The Government of the Hong Kong Special Administrative Region" or "The Government of the HKSAR".)

Name : \_\_\_\_\_ Title of post : \_\_\_\_\_

Name of organisation : \_\_\_\_\_ Address : \_\_\_\_\_

Tel. : \_\_\_\_\_ Fax : \_\_\_\_\_

Date : \_\_\_\_\_

- Notes :
- (1) These refer to the price of the print version of publications. Print versions if purchased online at the Statistical Bookstore of the Census and Statistics Department ([www.statisticalbookstore.gov.hk](http://www.statisticalbookstore.gov.hk)) or the Government Bookstore of the Information Services Department ([www.bookstore.gov.hk](http://www.bookstore.gov.hk)) are offered a discount, at 85% of their original prices.
  - (2) For mailings to addresses outside Hong Kong, please do not send in a cheque now. The required postage will be advised upon receipt of order.
  - (3) For an order of multiple copies of an annual or ad hoc publication with the same title, please consult the Information Services Department about the required local postage. (Tel. : (852) 2842 8844 or (852) 2842 8845, Fax : (852) 2598 7482).

The information provided herein will only be used for processing your order of publications and will not be disclosed to parties which are not involved in the processing. You may seek access to or correction of the information by addressing your request to the Publications Sales Unit, Information Services Department, 4/F Murray Building, Garden Road, Hong Kong .





訂閱表格 (只適用於印刷版)  
香港統計月刊 二零零七年期刊

Subscription Form (Applicable to print versions only)  
Hong Kong Monthly Digest of Statistics 2007 Issues

致：香港灣仔港灣道 二號  
灣仔政府大樓 九樓  
政府統計處綜合統計組 (一) 乙  
電話：(852)2582 3025 圖文傳真：(852)2827 1708

To：General Statistics Section (1) B  
Census and Statistics Department  
19/F Wanchai Tower  
12 Harbour Road, Wan Chai, Hong Kong  
Tel. : (852) 2582 3025 Fax : (852) 2827 1708

請在適當空格 (□) 內加上 (√) 號。Please tick (√) the appropriate box (□). (港元 HK\$)

刊物名稱 Title of Publication	每本 售價 Price per copy (1)	每本 本地郵費 Local postage (2) & (3)	每本 合計 Total price (a)	期數 No. of issues (b)	總計 Total amount (a) x (b)
<input type="checkbox"/> 香港統計月刊 二零零七年期刊一月至 二月 (共 二期) Hong Kong Monthly Digest of Statistics January to December 2007 (total 12 issues)	100.0	16.5	116.5	12	1,398.0
<input type="checkbox"/> 香港統計月刊 二零零七年期刊____月至十二月 (共____期) Hong Kong Monthly Digest of Statistics _____ to December 2007 (total _____ issues)	100.0	16.5	116.5		
<input type="checkbox"/>					
合計 Total					

本人現付上支票 (編號：\_\_\_\_\_ ) 港幣 \_\_\_\_\_ 元，購買上述刊物。  
I enclose a cheque (No. \_\_\_\_\_) of HK\$ \_\_\_\_\_ for the payment of the above order.

註：支票應予劃線，並註明支付「香港特別行政區政府」。

Note: Cheque should be crossed and made payable to "The Government of the Hong Kong Special Administrative Region" or "The Government of the HKSAR".

訂戶資料 **Subscriber's Information**

姓名 Name : \_\_\_\_\_ 機構名稱 Name of organisation : \_\_\_\_\_  
職銜 Title of post : \_\_\_\_\_ 地址 Address : \_\_\_\_\_  
部門 Department : \_\_\_\_\_  
電話 Tel. : \_\_\_\_\_  
圖文傳真 Fax : \_\_\_\_\_ 日期 Date : \_\_\_\_\_

機構主要業務類別 Major line of business of organisation :

- 進口與出口貿易業 Import and export trade  建造業 Construction  
 零售貿易業 Retail trade  金融、保險及地產業 Financing, insurance and real estate  
 製造業 Manufacturing  商用服務業 Business services  
 教育機構 Educational institution  社區、社會及個人服務業 Community, social and personal services  
 其他，請註明 Others, please specify \_\_\_\_\_

讀者類別 (可選多項) Readership (more than one choice allowed) :

- 經理 Manager  市場、推廣部人員 Marketing / promotional personnel  
 分析員、研究員 Analyst / researcher  教師、大專院校講師 Teaching staff / lecturer  
 學生 Student  其他，請註明 Others, please specify \_\_\_\_\_

訂戶類別 Type of subscriber :

- 機構 Organisation  私人 Individual

你是否願意收到本處其他刊物的推廣資料？Do you want to receive promotional materials of other publications of this department?

- 是 Yes  否 No HKMDS

註：(1) 此為印刷版的售價。在政府統計處的香港統計數據書店網站 (www.statisticalbookstore.gov.hk) 或政府新聞處的政府書店網站 (www.bookstore.gov.hk) 購買印刷版，可享有原價八五折優惠。

This refers to the price of the print version of the publication. Print versions if purchased online at the Statistical Bookstore of the Census and Statistics Department (www.statisticalbookstore.gov.hk) or the Government Bookstore of the Information Services Department (www.bookstore.gov.hk) are offered a discount, at 85% of their original prices.

(2) 外地的訂戶暫時無須付上支票，所需郵費將於收到訂購表格後另行通知。

For mailings to addresses outside Hong Kong, please do not send in a cheque now. The required postage will be advised upon receipt of order.

(3) 訂閱超過一本相同名稱及期號的刊物，請向政府新聞處查詢所需的本地郵費 (電話：(852) 2842 8844 或 (852) 2842 8845，圖文傳真：(852) 2598 7482)。

For subscription to multiple copies per issue with the same title, please consult the Information Services Department about the required local postage. (Tel. : (852) 2842 8844 or (852) 2842 8845, Fax : (852) 2598 7482).

你在表格上提供的資料，只會用作辦理書刊訂購事宜，不會向任何和訂購無關的人士透露。如欲查看或更改所填報的資料，請與政府統計處的資料管理人員聯絡。地址：香港灣仔港灣道 二號灣仔政府大樓二 一樓。

The information provided herein will only be used for processing your order of publications and will not be disclosed to parties which are not involved in the subscription of these publications. You may seek access to or correction of the information by addressing your request to the Data Controlling Officer, Census and Statistics Department, 21/F Wanchai Tower, 12 Harbour Road, Wan Chai, Hong Kong.

## 統計發展概要(二零零七年版)

### *An Outline of Statistical Development (2007 Edition)*



- ◆ 本處按年出版這本刊物，扼要地報告政府統計事務體系的工作和發展。政府統計事務體系由政府統計處及設於多個政府部門及決策局的統計組構成。
- ◆ 刊物亦就多個社會及經濟範疇，報告有關的統計發展，涵蓋的領域包括：
  - 人口
  - 勞工
  - 工商業
  - 物價及住戶開支
  - 對外貿易
  - 國民收入及國際收支平衡
  - 貨幣、銀行、金融
  - 策略性規劃
  - 教育
  - 房屋
  - 衛生
  - 社會福利
  - 治安
  - 運輸
  - 社區資訊
  - 食物及環境衛生
  - 康樂及文化事務
  - 水務
  - 環境
  - 專題研究
- ◆ This publication is issued annually to provide a brief report on the work and development of the Government Statistical Service, which comprises the Census and Statistics Department and statistical units established in various government departments and bureaux.
- ◆ It also provides an account of recent statistical developments regarding a number of economic and social aspects, including :
  - Population
  - Labour
  - Commerce and Industry
  - Prices and Household Expenditure
  - External Trade
  - National Income and Balance of Payments
  - Money, Banking and Finance
  - Strategic Planning
  - Education
  - Housing
  - Health
  - Social Welfare
  - Law and Order
  - Transport
  - Community Information
  - Food and Environmental Hygiene
  - Leisure and Cultural Services
  - Water Supplies
  - The Environment
  - Topical Studies

有關政府統計處刊物及其他統計產品的最新資料，請瀏覽本處網站內「產品及服務」一節 ([www.censtatd.gov.hk/products\\_and\\_services/products/index\\_tc.jsp](http://www.censtatd.gov.hk/products_and_services/products/index_tc.jsp)) 或致電刊物出版組查詢(電話：(852) 2582 3025)。

*For up-to-date information of the publications and other statistical products of the Census and Statistics Department, please visit the "Products & Services" section on the website of the department ([www.censtatd.gov.hk/products\\_and\\_services/products/index.jsp](http://www.censtatd.gov.hk/products_and_services/products/index.jsp)) or call the Publications Unit of the department at (852) 2582 3025.*



# 香港二零零六年中期人口統計 《基本統計表》系列現已出版 Hong Kong 2006 Population By-census “Basic Tables” Series Published

## 《基本統計表》系列包括

- 有關各區議會分區的基本統計表
- 有關香港島各選區的基本統計表
- 有關九龍各選區的基本統計表
- 有關新界各選區的基本統計表
- 有關各小規劃統計區的基本統計表

刊載按地區劃分的人口及住戶特徵的詳細統計數字。

## “Basic Tables” series included

- Basic Tables for District Council Districts
- Basic Tables for Constituency Areas :  
Hong Kong Island
- Basic Tables for Constituency Areas :  
Kowloon
- Basic Tables for Constituency Areas :  
New Territories
- Basic Tables for Tertiary Planning Units

Contains detailed statistics on population and household characteristics by geographical breakdown.



這些刊物均以中英文對照版印行,售價如下:

The publications are available in bilingual form, with prices as follows:

	<u>每本售價(\$)</u>		<u>Price per copy (\$)</u>
有關各區議會分區的基本統計表	\$50	Basic Tables for District Council Districts	\$50
有關香港島各選區的基本統計表	\$84	Basic Tables for Constituency Areas : Hong Kong Island	\$84
有關九龍各選區的基本統計表	\$112	Basic Tables for Constituency Areas : Kowloon	\$112
有關新界各選區的基本統計表	\$180	Basic Tables for Constituency Areas : New Territories	\$180
有關各小規劃統計區的基本統計表	\$274	Basic Tables for Tertiary Planning Units	\$274

有關刊物的銷售途徑,請參閱本刊物第A10頁。

*For the purchase channels of the publication, please see page A10 of this Digest.*

# 香港二零零六年中期人口統計 地圖集現已出版

## Hong Kong 2006 Population By-census Map Packs Published

### 區議會分區及選區統計表的附件：區域分界地圖

#### Boundary Maps Complementary to

#### Tables for District Council Districts and Constituency Areas



這套共二十二張的地圖集載有於二零零三年區議會選舉時採用的區議會分區及選區分界。二零零六年中期人口統計採用同一分界。《香港二零零六年中期人口統計 - 有關各區議會分區的基本統計表》及《香港二零零六年中期人口統計 - 有關各選區的基本統計表》報告書的讀者，可利用這套地圖作參考之用。整套地圖集包裝於一個文件套內。

This set of 22 maps shows the geographical boundaries of the District Council Districts and Constituency Areas adopted in the 2003 District Councils Election. The same boundaries are adopted by the 2006 Population By-census. Readers of the reports “Hong Kong 2006 Population By-census - Basic Tables for District Council Districts” and “Hong Kong 2006 Population By-census - Basic Tables for Constituency Areas” can use this map pack for reference. The whole set of maps is packed in a folder.

### 小規劃統計區統計表的附件：區域分界地圖

#### Boundary Maps Complementary to Tables for Tertiary Planning Units



這套共五張的地圖集載有在二零零六年中期人口統計所採用的的小規劃統計區分界。《香港二零零六年中期人口統計 - 有關各小規劃統計區的基本統計表》報告書的讀者，可利用這套地圖作參考之用。整套地圖集包裝於一個文件套內。

This set of 5 maps shows the boundaries of the Tertiary Planning Units adopted by the 2006 Population By-census. Readers of the report “Hong Kong 2006 Population By-census – Basic Tables for Tertiary Planning Units” can use this map pack for reference. The whole set of maps is packed in a folder.

這兩套地圖集均以中英文對照版印  
行，售價如下：

The two map packs are available in  
bilingual form, with prices as follows :

	<u>每套售價(\$)</u>		<u>Price per copy (\$)</u>
區議會分區及選區統計表的附件： 區域分界地圖	\$134	Boundary Maps Complementary to Tables for District Council Districts and Constituency Areas	\$134
小規劃統計區統計表的附件： 區域分界地圖	\$80	Boundary Maps Complementary to Tables for Tertiary Planning Units	\$80

有關刊物的銷售途徑，請參閱本刊第 A10 頁。

*For the purchase channels of the publication, please see page A10 of this Digest.*

# 專業統計 服務市民

香港特別行政區政府  
政府統計處

香港

政府資訊中心 繁體純文字 簡體版 ENGLISH

搜尋  網頁指南

主頁

- 最新消息
- 關於我們
- 主要計劃、事項及發展
- 香港統計資料
- 新聞稿及記者招待會
- 產品及服務
- 傳媒專區
- 統計調查受訪者專區
- 貿易事宜專區
- 統計認知及學生專區
- 相關網址
- 服務台

二零零六年中期人口統計

香港統計數據書店

查閱貨物分類編號

重點提要

- 二零零五年十一月份的零售業銷售額臨時統計數字**  
二零零五年十一月份的零售業總銷售額的臨時估計為158億元，較上年同月上升4.2%。  
[更多資料](#)
- 《主題性住戶統計調查第二十四號報告書》出版**  
《主題性住戶統計調查第二十四號報告書》列載於二零零四年十一月至二零零五年一月期間進行的主題性住戶統計調查的結果，當中包括香港居民使用非專營巴士服務的情況及對《基本法》的認識等主題。  
[更多資料](#)
- 二零零五年九月工資及薪金總額統計數字**  
二零零五年九月的平均工資率，以名義工資指數計算，較上年同期上升0.8%。薪金總額統計方面，二零零五年第三季的就業人士名義平均薪金指數較上年同期上升3.2%。  
[更多資料](#)

RSS 按此獲取以RSS形式發放的最新提要  
[關於RSS](#)

人口、住戶及機構統計數字  
[關於觀看此地圖](#)

主要統計指標  
主要經濟及社會統計指標  
[更多資料](#)

香港統計資料

- 人口及生命事件
- 勞工
- 對外貿易
- 工業生產
- 商業
- 科技
- 土地、樓宇、建造及地產
- 房屋及物業
- 運輸、通訊及旅遊
- 政府收支、貨幣、金融
- 物價
- 教育
- 衛生
- 社會福利
- 治安
- 文化、娛樂、康樂
- 環境、氣候及地理
- 能源
- 國民收入及國際收支平衡
- 其他

香港經濟四個主要行業

社會專題研究

## 新增功能

- 按主題搜尋資料
- 地圖上的分區統計資料
- 查閱貿易貨物分類編號
- 以電子郵件及Really Simple Syndication (RSS)方式通知最新統計資訊
- 為學生、傳媒工作者、統計調查受訪者及進出口人士而設的專區

## 有關政府統計處網站

- 最新的經濟及社會統計資料及圖表
- 於新聞稿發布當天在網站查閱有關統計數據
- 香港官方統計資料的入門網站

請瀏覽政府統計處網頁  
[www.censtatd.gov.hk](http://www.censtatd.gov.hk)

# Quality Statistics to Serve the Community

**Census and Statistics Department**  
The Government of the Hong Kong Special Administrative Region

Government Information Centre | TEXT ONLY 繁體版 简体版 | SEARCH | SITE MAP

**Highlights**

- Provisional Statistics of Retail Sales for November 2005**  
The value of total retail sales in November 2005, provisionally estimated at \$15.8 billion, increased by 4.2% over a year earlier.  
[More :](#)
- Wage and Payroll Statistics for September 2005**  
The average wage rate, as measured by the wage index, rose by 0.8% in nominal terms in September 2005 over a year earlier. As for payroll, the index of payroll per person engaged increased by 3.2% in nominal terms in the third quarter of 2005 over a year earlier.  
[More :](#)
- Report on "External Direct Investment Statistics of Hong Kong 2004" now available on sale**  
The report contains detailed statistics including inward direct investment by investor country/territory; outward direct investment by recipient country/territory; opinions of direct investors on investment environment of Hong Kong and more detailed information on external direct investment in Hong Kong.  
[More :](#)

**RSS** To get future highlights in RSS format  
[About RSS](#)

**Hong Kong Statistics**

- Population and Vital Events
- Labour
- External Trade
- Industrial Production
- Commerce
- Science and Technology
- Land, Building, Construction and Real Estate
- Housing and Property
- Transport, Communications and Tourism
- Public Accounts, Money and Finance
- Prices
- Education
- Health
- Social Welfare
- Law and Order
- Culture, Entertainment and Recreation
- Environment, Climate and Geography
- Energy
- National Income and Balance of Payments
- Others

**Four Key Industries in HK Economy**

**Social Topics Studies**

**2006 Population By-census**

**Statistical Bookstore**

**Searching Commodity Codes**

**Population, Household and Establishment Statistics**  
[About Viewing this Map](#)

**Key Indicators**  
Key Economic & Social Indicators  
[More..](#)

## New Features

- Information searching by theme
- District statistics on maps
- Trade commodity code searching
- Notification of latest statistics through e-mail and Really Simple Syndication (RSS) tool
- Dedicated corners for students, media workers, survey respondents and importers/exporters

## About C&SD Website

- Latest economic and social statistics and charts
- Press releases available on day of release
- Portal site for Hong Kong official statistics

Please visit  
**www.censtatd.gov.hk**