

# 香港統計月刊

## **Hong Kong Monthly Digest of Statistics**

二零零七年 一月  
November 2007

*專題文章*  
*Feature Article*

一九八一年至二零零六年香港的結婚及離婚趨勢

Marriage and Divorce Trends in Hong Kong, 1981 to 2006

## 一九八一年至二零零六年香港的結婚及離婚趨勢

### Marriage and Divorce Trends in Hong Kong, 1981 to 2006

現今男女接受教育的時間增長，較遲才踏進社會工作，因而年紀較大才組織家庭。男性的初婚年齡中位數由一九八一年的 27 歲增加至二零零六年的 31 歲，而女性在同期則從 24 歲上升至 28 歲。登記結婚的數字上，男女雙方均為首次結婚的數目在一九八一年至二零零五年期間下跌，但在二零零六年稍微回升。同時，離婚的數目則一直上升，二零零六年的數目為一九八一年的八倍；同期的再婚數目亦明顯上升。

這篇文章就一九八一年至二零零六年期間香港的結婚及離婚趨勢作詳盡分析。

Nowadays, it is increasingly common for men and women to stay longer in education and start work when they grow older, thus forming families at older ages. The median age at first marriage for men increased from 27 in 1981 to 31 in 2006 and for women, from 24 to 28 over the same period. The number of registered first marriages of both parties had been falling during 1981 to 2005, but it rebounded slightly in 2006. Meanwhile, the number of divorces increased continuously during this period and the number in 2006 was eight times that in 1981. Remarriages also rose considerably over the same period.

This article provides a detailed analysis on the marriage and divorce trends in Hong Kong from 1981 to 2006.

如對本文有任何查詢，請致電政府統計處人口統計組（電話：2716 8044）。

If you have any enquiries on this article, please call Demographic Statistics Section, Census and Statistics Department (Tel. : 2716 8044).

# 一九八一年至二零零六年香港的結婚及離婚趨勢

## Marriage and Divorce Trends in Hong Kong, 1981 to 2006

### 1. 引言

1.1 由於結婚及離婚行為影響家庭的組成、家庭結構及生育，因此人口學家及普羅大眾對結婚及離婚行為均感興趣。

1.2 這篇文章利用人口普查 / 中期人口統計所搜集的資料及登記結婚與獲頒布離婚令的行政紀錄，對香港人口在一九八一年至二零零六年期間的結婚及離婚趨勢作深入剖析。婚姻狀況、結婚率、結婚時間的改變及結婚的季節性模式將在本文內作詳盡討論。

1.3 研究香港的婚姻數字時，須緊記以下事項：

- (i) 在一九七一年十月前可根據中國傳統或一九三零年中國民間法律而結婚。因此，結婚總數包括一些按傳統習俗形式結婚而在一九七一年十月後再辦理登記手續的人士，以及那些在香港以外地方結婚而其後在港再辦理登記手續的人士。
- (ii) 按婚姻狀況劃分的人口數字可從人口普查 / 中期人口統計獲得，故在該等年份可計算結婚率。
- (iii) 結婚數字會因某些男女避免在中國曆法的所謂「盲年」結婚而受影響。相反，在吉利年份則有較多人結婚。

### 1. Introduction

1.1 Marriage and divorce behaviours are of interest to both demographers and the general public as they shed light on family formation, family composition and fertility.

1.2 This article provides an in-depth analysis on the marriage and divorce trends in Hong Kong from 1981 to 2006 using information obtained from the population censuses/by-censuses and administrative records of registered marriages and divorce decrees granted. Marital status, marriage rates, changes in marriage timing and the seasonal patterns of marriages are discussed in detail.

1.3 In examining the time series data on marriages in Hong Kong, it is important to bear in mind the following :

- (i) Before October 1971, marriages could be contracted in accordance with Chinese customs or the Chinese Civil Code of 1930. Statistics on the total number of marriages include those couples who had formerly married by customary procedures and re-registered after October 1971 as well as those couples who had married outside Hong Kong and subsequently re-registered in Hong Kong.
- (ii) Marriage rates are calculated for the population census/by-census years as population figures by marital status are available from population censuses/by-censuses.
- (iii) Time series figures on marriages are affected by the tendency among some couples to avoid getting married in “blind years” in the Chinese lunar calendar. Conversely, there will be more couples marrying in auspicious years.

## 2. 人口的婚姻狀況

2.1 人口的婚姻狀況統計數字是根據人口普查／中期人口統計編製。15 歲及以上已婚男性的百分比從一九八一年的 54.0% 上升至二零零六年的 60.8%。另一方面，15 歲及以上已婚女性的百分比從一九八一年的 56.0% 輕微下跌至二零零六年的 55.1%。（表一）

2.2 在一九八一年至二零零六年期間，從未結婚的男性的比例下跌 8.9 個百分點，而女性的比例亦微跌 1.9 個百分點。但人口的年齡結構對從未結婚的比例有很大影響。因此，編製標準化百分比可除去因不同年份的人口年齡別結構有所不同所導致的影響。從未結婚人口的經標準化百分比顯示了相反的趨勢，在一九八一年至二零零六年期間，該百分比續步上升，反映男女均趨向遲婚。（表一）

2.3 在一九八一年至二零零六年期間，寡婦與鰥夫數字的比例約為 4:1 至 5:1。該比例相對較高有三個主要原因。首先，男性死亡率較女性為高，尤其是在年長人口中，男性死亡率比女性更高，因此寡婦數目比鰥夫數目為多。第二，香港男性傾向與較自己年輕的女性結婚，從而加快寡居效應。第三，婚姻統計數字亦顯示在過去數年間，鰥夫比寡婦再婚的可能性較高。（表一）

2.4 在二零零六年，男性及女性的離婚／分居人口所佔的比例分別是 2.8% 及 4.7%。離婚女性所佔的比例較男性高，顯示離婚男性再結婚的傾向較離婚女性大。（表一）

## 2. Marital Status of the Population

2.1 Statistics on the marital status of the population can be obtained from the population censuses/by-censuses. The proportion of males aged 15 and over who were now married increased from 54.0% in 1981 to 60.8% in 2006. On the other hand, the proportion of females aged 15 and over who were now married decreased slightly from 56.0% in 1981 to 55.1% in 2006. (Table 1)

2.2 During 1981 to 2006, the proportion of never married males fell by 8.9 percentage points while that of females also decreased slightly by 1.9 percentage points. However, the proportion of never married population was very much affected by the age structure of the population. Hence, standardised percentages have to be computed to eliminate the effects arising from different age-sex structures of the population in different years under comparison. The standardised percentages of never married population showed an opposite trend and the percentages were increasing gradually from 1981 to 2006, which reflected the tendency towards marriage postponement for both males and females. (Table 1)

2.3 The ratio of the number of widows to the number of widowers was about 4:1 to 5:1 during 1981 to 2006. The relatively high ratio was attributed to three main factors. Firstly, the higher male mortality rates over those of the females, particularly at the older ages, led to the number of widows being greater than that of widowers. Secondly, Hong Kong men tended to marry wives who were younger than themselves, thereby hastening the state of widowhood. Thirdly, marriage statistics also revealed that in the past few years widowers were more likely than widows to get re-married. (Table 1)

2.4 The proportion of divorced/separated persons was 2.8% for male, and 4.7% for females in 2006. The percentage of divorced females was higher than that of the males, illustrating the greater tendency of divorced males towards remarriage when compared with the divorced females. (Table 1)

表一 一九八一年、一九八六年、一九九一年、一九九六年、二零零一年及二零零六年按性別及婚姻狀況劃分的 五歲及以上人口數目

**Table 1 Population aged 15 and over by sex and marital status, 1981, 1986, 1991, 1996, 2001 and 2006**

性別及婚姻狀況 Sex and marital status	1981		1986		1991		1996		2001		2006	
	數目 Number	百分比 %	數目 Number	百分比 %	數目 Number	百分比 %	數目 Number	百分比 %	數目 Number	百分比 %	數目 Number	百分比 %
男性 Male												
從未結婚 Never married	848 037	43.2 (27.7)	843 697	39.7 (27.7)	807 443	36.5 (28.9)	858 341	34.2 (29.9)	918 722	33.9 (31.6)	956 281	34.3 (34.3)
已婚 Now married	1 059 856	54.0 (68.0)	1 207 549	56.9 (67.5)	1 333 049	60.2 (66.8)	1 557 211	62.0 (65.6)	1 673 786	61.7 (63.7)	1 694 583	60.8 (60.8)
喪偶 Widowed	41 492	2.1 (3.5)	50 491	2.4 (3.6)	48 584	2.2 (3.0)	55 338	2.2 (2.7)	60 996	2.2 (2.5)	60 378	2.2 (2.2)
離婚 / 分居 Divorced/separated	12 418	0.6 (0.8)	21 089	1.0 (1.2)	23 871	1.1 (1.2)	40 964	1.6 (1.7)	57 483	2.1 (2.2)	77 163	2.8 (2.8)
總計 Total	1 961 803	100.0	2 122 826	100.0	2 212 947	100.0	2 511 854	100.0	2 710 987	100.0	2 788 405	100.0
女性 Female												
從未結婚 Never married	582 430	32.6 (18.7)	616 955	30.4 (20.4)	626 554	29.0 (22.7)	737 926	28.9 (25.0)	868 797	30.1 (27.7)	964 241	30.7 (30.7)
已婚 Now married	1 001 503	56.0 (67.0)	1 162 301	57.4 (65.0)	1 290 860	59.8 (64.5)	1 515 574	59.3 (62.1)	1 651 696	57.2 (58.8)	1 729 412	55.1 (55.1)
喪偶 Widowed	191 474	10.7 (13.4)	225 380	11.1 (13.3)	210 390	9.8 (11.2)	244 866	9.6 (10.5)	272 626	9.4 (10.2)	295 491	9.4 (9.4)
離婚 / 分居 Divorced/separated	11 843	0.7 (0.8)	21 588	1.1 (1.3)	29 614	1.4 (1.6)	56 298	2.2 (2.4)	94 866	3.3 (3.4)	147 122	4.7 (4.7)
總計 Total	1 787 250	100.0	2 026 224	100.0	2 157 418	100.0	2 554 664	100.0	2 887 985	100.0	3 136 266	100.0

註釋：括弧內的數字是標準化百分比，是根據二零零六年中期人口統計時刻的人口年齡及性別分布情況作為標準而計算。

Note: Figures in brackets are standardised percentages, which are computed using the age-sex structure of the population at the 2006 Population By-census moment as the standard.

2.5 在二零零六年，香港 45 歲及以上男性的獨身情況不及日本及新加坡普遍，但較中國內地（簡稱「內地」）常見；女性的情況則不及新加坡的普遍，但比內地及日本常見。（表二）

2.5 In 2006, the extent of remaining single among males aged 45 and over in Hong Kong was less prevalent compared with Japan and Singapore, but was more common than that observed in the mainland of China (the Mainland). For females, the situation in Hong Kong was less prevalent compared with Singapore, but was more common than in the Mainland and Japan. (Table 2)

表二 按性別及年齡組別劃分的香港及選定國家／地區中 五歲及以上從未結婚的人口百分比

Table 2 Percentage of never married population aged 15 and over by sex and age group, Hong Kong and selected countries/territories

性別 Sex	年齡組別 Age group	從未結婚的人口百分比 Percentage of never married population			
		香港 Hong Kong 2006	日本 Japan 2005 <sup>(1)</sup>	中國內地 The mainland of China 2005 <sup>(2)</sup>	新加坡 Singapore 2005 <sup>(3)</sup>
男性 Male	15-19	99.7	99.7	99.7	99.9
	20-24	97.2	93.6	78.8	96.3
	25-29	81.4	72.5	29.6	70.6
	30-34	49.5	47.7	9.7	33.9
	35-39	29.2	30.9	4.8	19.6
	40-44	18.2	21.9	3.3	15.2
	45-49	9.9	17.3	3.3	12.8
	50-54	7.3	14.1	3.5	10.3
	55-59	5.5	9.7	3.6	7.9
	60-64	3.8	5.9	3.9	5.9
	65+	4.8	2.4	2.9	4.3
總計 Overall		34.3	30.9	22.5	33.9
女性 Female	15-19	99.6	99.2	98.6	99.4
	20-24	92.4	89.4	57.4	86.5
	25-29	67.7	59.9	12.7	46.3
	30-34	35.0	32.6	2.1	22.1
	35-39	22.6	18.6	0.7	15.0
	40-44	16.5	12.2	0.3	14.3
	45-49	11.9	7.9	0.2	13.3
	50-54	8.1	6.2	0.2	12.2
	55-59	6.0	5.1	0.2	10.4
	60-64	3.0	4.2	0.2	6.4
	65+	2.9	3.5	0.2	3.6
總計 Overall		30.7	22.7	15.9	28.1

資料來源：(1)《日本統計年鑑2006》表2-12。

(2)《中國人口統計年鑑2006》表2-31。

(3)《新加坡綜合住戶統計調查2005報告》表2。

Sources: (1) Table 2-12 of *Japan Statistical Yearbook 2006*.

(2) Table 2-31 of *China Population Statistics Yearbook 2006*.

(3) Table 2 of *General Household Survey 2005 in Singapore*.

2.6 在 35 至 39 歲年齡組別中，只有小學或以下程度的從未結婚女性百分比，由一九八一年的 1.2% 下降至二零零六年的 0.8%，而擁有中學及專上教育的同齡女性的從未結婚百分比則大幅增加，從一九八一年的 2.4% 及 1.0% 分別上升至二零零六年的 12.5% 及 9.3%。同期間，男性的情況亦相似。（表三）

2.6 While the percentage of never married women in the age group 35-39 with only primary education or below decreased from 1.2% in 1981 to 0.8% in 2006, those with secondary and post-secondary education grew significantly from 2.4% and 1.0% in 1981 to 12.5% and 9.3% in 2006 respectively. Similar observations were found for males during the same period. (Table 3)

表三 一九八一年、一九八六年、一九九一年、一九九六年、二零零一年及二零零六年按性別、年齡組別及教育程度劃分的從未結婚人口百分比

**Table 3 Percentage of never married population by sex, age group and educational attainment, 1981, 1986, 1991, 1996, 2001 and 2006**

性別 Sex	年 Year	年齡組別 Age group	教育程度 Educational attainment				合計 Overall
			專上教育 Post-secondary <sup>(1)</sup>	中學 Secondary <sup>(2)</sup>	小學 Primary	未受教育/ 學前教育 No schooling/ Pre-primary	
男性 Male	1981	25-29	7.6	30.1	18.7	1.2	57.5
		30-34	2.6	13.1	10.7	1.0	27.3
		35-39	1.1	5.8	7.1	1.3	15.2
	1986	25-29	10.4	37.5	13.0	1.0	61.9
		30-34	3.9	15.1	9.9	0.7	29.5
		35-39	1.5	6.7	5.4	0.6	14.2
	1991	25-29	14.9	44.9	6.7	0.6	67.0
		30-34	5.6	19.6	7.3	0.7	33.1
		35-39	2.0	8.1	5.2	0.6	16.0
	1996	25-29	23.9	44.1	2.5	0.3	70.9
		30-34	10.3	24.2	3.4	0.3	38.3
		35-39	3.7	10.7	3.5	0.3	18.2
	2001	25-29	30.8	42.7	1.7	0.2	75.5
		30-34	15.2	27.0	1.7	0.3	44.1
		35-39	6.3	14.5	2.1	0.3	23.2
2006	25-29	39.6	40.5	1.0	0.3	81.4	
	30-34	20.9	27.2	1.1	0.3	49.5	
	35-39	9.7	18.1	1.1	0.3	29.2	
女性 Female	1981	25-29	4.3	16.9	8.5	0.7	30.3
		30-34	1.8	6.1	2.8	0.3	11.0
		35-39	1.0	2.4	0.9	0.2	4.5
	1986	25-29	6.8	23.1	7.2	0.5	37.5
		30-34	2.5	8.2	3.5	0.3	14.5
		35-39	1.5	4.2	1.5	0.2	7.4
	1991	25-29	10.8	30.7	3.4	0.5	45.5
		30-34	4.0	12.1	3.4	0.4	19.8
		35-39	2.0	5.9	2.2	0.3	10.4
	1996	25-29	19.4	31.1	1.2	0.3	52.0
		30-34	8.6	16.0	1.7	0.3	26.5
		35-39	3.7	8.6	2.0	0.3	14.6
	2001	25-29	28.0	30.2	1.2	0.2	59.7
		30-34	12.4	17.7	0.8	0.3	31.2
		35-39	6.3	11.0	1.3	0.2	18.8
2006	25-29	35.1	30.7	1.5	0.3	67.7	
	30-34	17.1	16.7	0.9	0.3	35.0	
	35-39	9.3	12.5	0.6	0.2	22.6	

註釋：(1) 數字包括最高就讀教育程度為各類大學及證書/文憑/副學士/院士銜或同等課程的人士。

(2) 數字包括最高就讀教育程度為預科或同等課程的人士。

Notes: (1) Figures include all persons with educational attainment (highest level attended) at university and different types of diploma/certificate courses, associateship courses or equivalent courses.

(2) Figures include all persons with educational attainment (highest level attended) at sixth form or equivalent courses.

### 3. 結婚與離婚

3.1 在一九八一年至二零零零年期間登記結婚數目呈現下降趨勢，但近年已見回升。二零零零年的登記結婚數目為 50 328 宗（包括少量按傳統習俗形式結婚或在香港以外地方結婚而再辦理登記手續）。相應地，男性及女性的粗結婚率在同期內呈現類似的下降及回升情況，由一九八一年的每千名人口約有 17 宗，跌至二零零零年的約 9 宗，及後回升至二零零零年的約 15 宗。（表四及圖一）

### 3. Marriages and Divorces

3.1 There was a downward trend in the number of registered marriages from 1981 to 2000. However, the figures rebounded in the past few years. In 2006, 50 328 marriages were registered in Hong Kong, including a small number of re-registrations of couples who had customarily married or married outside Hong Kong. Correspondingly, the crude marriage rates for both males and females exhibited similar decline and rebound over the same period, decreasing from about 17 per 1 000 population in 1981 to about 9 in 2000 and then increasing to about 15 in 2006. (Table 4 and Chart 1)

表四 一九八一年、一九八六年、一九九一年至二零零六年按婚姻類別劃分的結婚數目、粗結婚率、獲頒布離婚令數目及粗離婚率

**Table 4 Number of marriages by type of marriage, crude marriage rate, divorce decrees granted and crude divorce rate, 1981, 1986, 1991 to 2006**

年 Year	雙方均屬初婚 First marriage of both parties	任何一方或雙方屬再婚 Remarriage of either or both parties	其他類別 <sup>(1)</sup> Others <sup>(1)</sup>	所有婚姻(包括其他類別) All marriages (including Others)	粗結婚率 <sup>(2)</sup> Crude marriage rate <sup>(2)</sup>		獲頒布離婚令 Divorce decree granted	粗離婚率 <sup>(3)</sup> Crude divorce rate <sup>(3)</sup>
					男性 Male	女性 Female		
1981	41 190	2 196	7 370	50 756	16.1	17.5	2 060	0.40
1986	34 088	3 333	5 859	43 280	13.2	14.0	4 257	0.77
1991	34 522	4 892	3 154	42 568	13.6	14.1	6 295	1.11
1992	38 065	5 193	2 444	45 702	14.8	15.3	5 650	0.98
1993	34 394	5 204	2 083	41 681	13.4	13.7	7 454	1.27
1994	31 348	5 309	1 607	38 264	12.1	12.3	7 735	1.29
1995	32 033	5 287	1 466	38 786	12.1	12.2	9 404	1.53
1996	29 397	5 896	1 752	37 045	11.0	11.0	9 473	1.48
1997	30 427	6 298	868	37 593	11.4	11.3	10 492	1.62
1998	25 064	6 082	527	31 673	9.6	9.5	13 129	2.01
1999	24 520	6 230	537	31 287	9.4	9.2	13 408	2.03
2000	23 917	6 631	331	30 879	9.3	9.0	13 247	1.99
2001	25 285	7 273	267	32 825	9.9	9.5	13 425	2.00
2002	23 515	8 354	201	32 070	9.7	9.2	12 943	1.92
2003	25 836	9 474	129	35 349	10.8	10.2	13 829	2.05
2004	29 306	11 922	148	41 376	12.6	11.7	15 604	2.30
2005	27 834	15 042	142	43 018	13.1	12.1	14 873	2.18
2006	33 352	16 890	86	50 328	15.4	14.0	17 424	2.54

註釋：(1) 數字指因為《婚姻制度改革條例》於一九七一年十月制定前在香港以傳統風俗形式結婚，或在外地結婚而再辦理登記手續者。

(2) 男性或女性的粗結婚率是指在某一年內，某性別人口的結婚數字相對該年年中該性別每千名人口的比率。

(3) 粗離婚率是指某一年內，獲頒布離婚令數目相對該年年中每千名人口的比率。

Notes: (1) Figures refer to re-registration of couples who had customarily married in Hong Kong before the Marriage Reform Ordinance was enacted in October 1971 or had married outside Hong Kong.

(2) Crude marriage rate for males or females refers to the number of marriages in a calendar year per 1 000 mid-year population of the same sex of that year.

(3) Crude divorce rate refers to the number of divorce decrees granted in a calendar year per 1 000 mid-year population of that year.



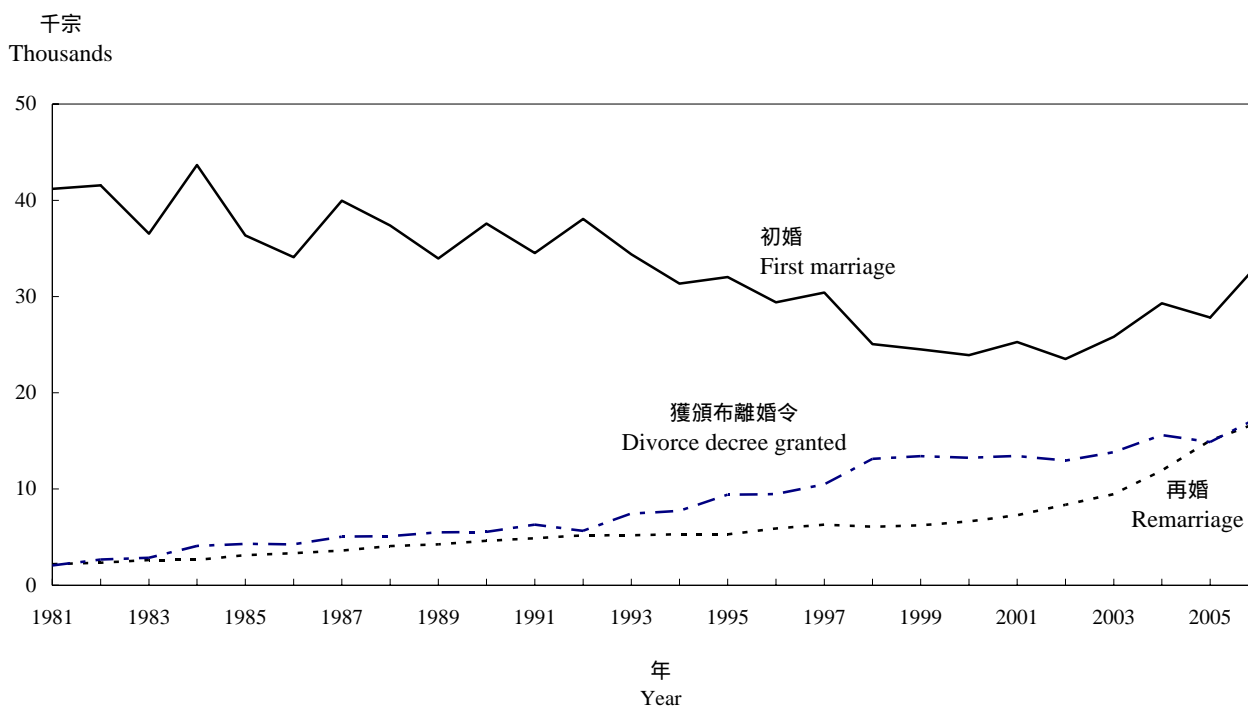
3.2 雙方均為初婚的數目從一九八一年的 41 190 宗下跌 19.0%至二零零六年的 33 352 宗，而二零零六年獲頒布離婚令的數目則是一九八一年的八倍多。同期間，再婚數目亦明顯上升。在二零零六年的登記結婚數目中，33.6% 為其中一方或雙方屬再婚，而一九八一年相對的數字只是 4.3%。（表四）

3.3 粗離婚率（即獲頒布離婚令的數目相對年中人口的比率）在同期內急速增加。二零零六年的粗離婚率是每千名人口有 2.5 人，而一九八一年則是 0.4 人。（表四）

3.2 While the number of first marriages of both parties fell by 19.0% from 41 190 in 1981 to 33 352 in 2006, the number of divorce decrees granted in 2006 were more than eight times that in 1981. Remarriages of either or both parties also rose over the same period. They constituted 33.6% of all marriages in 2006, as compared with 4.3% in 1981. (Table 4)

3.3 The crude divorce rate, which relates the number of divorce decrees granted to the mid-year population, increased rapidly over the same period. In 2006, the crude divorce rate was 2.5 per 1 000 population as compared with 0.4 in 1981. (Table 4)

圖一 一九八一年至二零零六年的初婚數目、再婚數目及獲頒布離婚令數目  
**Chart 1 Number of first marriages, remarriages and divorce decrees granted, 1981 to 2006**



3.4 愈來愈多香港男性與內地的女性結婚。香港男性可以循兩個途徑與內地的女性結婚：(i) 香港男性可在香港申請無結婚記錄證明書，然後到內地結婚；以及 (ii) 內地女性以遊客身分來港與香港的男士註冊結婚。

3.4 There is an increasing trend of males from Hong Kong marrying females from the Mainland. Hong Kong males may marry females from the Mainland in two ways: (i) males from Hong Kong may apply for a Certificate of Absence of Marriage Record and get married in the Mainland; and (ii) females from the Mainland may also come to Hong Kong as a visitor and register their marriages with males in Hong Kong.

3.5 在一九八六年至二零零六年期間，香港男性與內地的女性結婚數目由15 776宗上升至28 145宗。雖然香港女性與內地男性結婚也有上升的趨勢，但數字仍然相對較少，在二零零六年有6 483宗。（表五）

3.5 The number of Hong Kong males marrying females from the Mainland increased from 15 776 in 1986 to 28 145 in 2006. Though there is also a rising trend of Hong Kong females marrying males from the Mainland, the magnitude is still relatively small, at 6 483 in 2006. (Table 5)

表五 一九八六年、一九九一年、一九九六年、二零零一年至二零零六在香港登記結婚而新郎／新娘為中國內地人士<sup>(1)</sup>的數目及成功申請無結婚紀錄證明書（作為在中國內地申請結婚之用）人士

**Table 5 Number of marriages registered in Hong Kong with bridegrooms/brides from the mainland of China<sup>(1)</sup> and successful applicants of Certificate of Absence of Marriage Records (CAMR) for the purpose of marrying in the mainland of China, 1986, 1991, 1996, 2001 to 2006**

年 Year	香港登記 結婚 Marriages registered in HK	成功申請無結婚 紀錄證明書 Issue of CAMR	總計 <sup>(2)</sup> Total <sup>(2)</sup>	年 Year	香港登記 結婚 Marriages registered in HK	成功申請無結婚 紀錄證明書 Issue of CAMR	總計 <sup>(2)</sup> Total <sup>(2)</sup>
新郎為香港人而新娘為中國內地人 Bridegrooms are Hong Kong residents and Brides from the mainland of China				新娘為香港人而新郎為中國內地人 Brides are Hong Kong residents and Bridegrooms from the mainland of China			
男性 Male				女性 Female			
1986	703	15 073	15 776	1986	79	596	675
1991	590	20 630	21 220	1991	90	1 300	1 390
1996	2 215	22 349	24 564	1996	269	1 552	1 821
2001	5 169	13 211	18 380	2001	723	1 636	2 359
2002	7 724	10 127	17 851	2002	977	1 394	2 371
2003	10 185	7 501	17 686	2003	1 324	1 083	2 407
2004	13 126	7 842	20 968	2004	1 888	1 504	3 392
2005	16 775	8 094	24 869	2005	2 726	2 193	4 919
2006	18 182	9 963	28 145	2006	3 406	3 077	6 483

註釋：(1) 內地新郎／新娘是指從內地來港未足一年人士。有關數字是根據入境事務處按月提供的個人結婚登記紀錄內的兩項資料：「來港前居住的地方」是內地和「在香港的逗留時間」少於一年來界定這類人士。這數字可能包括一些持有單程通行證來港並於不足一年內結婚的人士。然而，有關數字仍是提供跨境婚姻統計一個很好的指標。

(2) 由於成功申請無結婚紀錄證明書（作為在內地申請結婚之用）人士最後未必結婚，以上的總計數字只是結婚總數的一個粗略指標。

Notes: (1) Bridegrooms/brides from the Mainland refer to persons from the Mainland whose duration of stay in Hong Kong is less than one year. This figure is estimated with reference to two data items in the individual registered marriage records provided by the Immigration Department on a monthly basis: "place of previous residence" being in the Mainland and "duration of stay in Hong Kong" being less than one year. The figure thus compiled might have included a few one-way permit holders entering Hong Kong and getting married in less than one year. Nevertheless, it still provides a good proxy indicator to cross-boundary marriage statistics.

(2) Since successful applicants of CAMR for the purpose of marrying in the Mainland may not eventually lead to marriages, the total figure above only gives a crude indicator of the total number of marriages.

3.6 研究結婚率的另一方法是透過年齡別結婚率。這比率是根據該年結婚人口與適婚年齡人口計算所得。由於其焦點是個別人士而非夫婦，故初婚並不單指雙方均是初婚而言。假設一個未婚男士與一個離婚女士結婚，該男士會被包括在男性初婚率中，而其妻子則包括在女性再婚率內。此外，在一九九六年、二零零一年及二零零六年計算結婚率使用的分母是以「居住人口」方法編製，內地的旅客並不包括在內。所以在計算這些年份的結婚率時，從內地來港結婚的新郎／新娘並不包括在內。

3.7 在二零零六年，男性及女性的結婚率(即每千名十六歲及以上未婚男性或女性的結婚數目)分別是 42.6 及 22.0，與一九八一年比較分別下降 14.3%及 61.3%。(表六)

3.8 差不多所有年齡組別的初婚率在一九八一年至二零零一年期間均顯著下降，然後在二零零六年稍為回升。在一九八一年至二零零六年期間最多初婚男性的年齡組別仍然是 30 至 34 歲，而最多初婚女性的年齡組別則從一九八一年至二零零一年的 25 至 29 歲轉移至二零零六年的 30 至 34 歲。(表六)

3.9 在一九八一年至二零零六年期間，離婚或喪偶男女的再婚率上升。在二零零六年最多男性再婚的年齡組別是 30 至 34 歲，而女性則為 25 至 29 歲。(表六)

3.6 An alternative way of examining marriage rates is through age specific marriage rates. These rates relate the number of individuals who get married in a particular year to the total number of persons in the eligible age groups. The focus is on individuals and not on couples. Hence, first marriages are not confined to those in which the marriage is the first one for both parties. A bachelor marrying a divorced woman will be included in the first marriage rate for men, while his wife will be included in the remarriage rate for women. Moreover, brides/bridegrooms from the Mainland have been excluded in the calculation of marriage rates for the years 1996, 2001 and 2006 because under the "resident population" approach, the denominator did not include Mainland visitors.

3.7 In 2006, the marriage rate, i.e. the number of marriages per 1 000 unmarried men or women aged 16 and over, was 42.6 for men and 22.0 for women, representing a fall of 14.3% and 61.3% respectively compared with 1981. (Table 6)

3.8 First marriage rates declined markedly in almost all age groups between 1981 and 2001 with a slight pickup in 2006. While the peak age group at first marriage for men remained at the age group 30-34 throughout 1981 to 2006, the peak age group at first marriage for women shifted from 25-29 during 1981 to 2001 to 30-34 in 2006. (Table 6)

3.9 The remarriage rates for the divorced or widowed men and women rose from 1981 to 2006. The peak age groups at remarriage in 2006 were 30-34 for men and 25-29 for women. (Table 6)

表六 一九八一年、一九八六年、一九九一年、一九九六年、二零零一年及二零零六年按結婚前的婚姻狀況及年齡組別劃分的結婚率

Table 6 Marriage rates by previous marital status and age group, 1981, 1986, 1991, 1996, 2001 and 2006

結婚前的婚姻狀況 Previous marital status	年 Year	年齡組別 Age group						總計 <sup>(1)</sup> Overall <sup>(1)</sup>
		16-19	20-24	25-29	30-34	35-44	45+	
(按每千名相關人口計算) (per 1 000 related population)								
從未結婚男性 Bachelors	1981	3.0	42.2	118.7	126.0	64.5	15.0	51.5
	1986	1.6	25.9	87.4	100.9	64.5	12.9	43.7
	1991	1.9	24.9	80.8	101.5	63.4	18.0	46.7
	1996	1.6	17.7	62.2	79.0	54.5	14.5	36.0
	2001	1.0	13.3	52.4	66.5	45.1	16.9	30.1
	2006	1.0	14.2	56.3	96.5	58.2	27.7	38.2
從未結婚女性 Spinsters	1981	18.6	110.1	176.6	118.3	68.1	6.5	76.9
	1986	9.6	67.5	131.1	94.0	47.1	8.3	61.0
	1991	10.3	66.4	116.4	81.7	39.2	12.4	60.8
	1996	5.4	35.8	81.0	56.8	22.5	6.6	38.0
	2001	3.6	21.5	61.5	46.2	15.1	3.7	27.0
	2006	2.5	16.4	58.3	69.1	17.7	3.5	27.5
離婚男性 / 鰥夫 Divorced men/ widowers	1981	§	20.6	107.3	154.6	87.0	9.0	23.9
	1986	§	42.0	122.5	129.9	89.2	9.0	26.0
	1991	§	43.3	153.7	211.7	126.1	12.9	38.1
	1996	§	29.5	84.3	137.5	95.2	12.6	33.1
	2001	§	52.6	94.5	123.7	88.9	18.8	35.9
	2006	§	53.1	150.8	177.5	155.9	50.3	72.3
離婚女性 / 寡婦 Divorced women/ widows	1981	§	141.8	184.3	107.9	34.5	0.7	5.4
	1986	§	216.0	245.8	112.1	39.6	0.8	7.7
	1991	§	215.8	299.4	163.3	53.7	1.3	11.8
	1996	§	111.5	176.8	114.0	33.3	1.2	9.8
	2001	§	81.8	126.7	80.5	24.8	1.3	8.2
	2006	§	67.2	106.6	87.1	33.9	3.0	10.4
所有男性 All males	1981	3.0	42.1	118.6	126.9	67.1	11.7	49.7
	1986	1.6	25.9	87.8	102.1	68.1	10.6	42.2
	1991	1.9	25.0	81.3	104.7	71.4	15.0	46.0
	1996	1.6	17.7	62.5	81.3	60.6	13.4	35.7
	2001	1.0	13.3	52.9	68.9	51.5	18.0	30.8
	2006	1.0	14.2	57.1	100.0	71.8	40.3	42.6
所有女性 All females	1981	18.6	110.2	176.8	117.0	51.5	1.5	56.9
	1986	9.6	67.9	133.5	96.2	44.2	1.6	44.8
	1991	10.3	66.9	119.3	88.5	43.7	2.5	46.4
	1996	5.4	36.1	83.2	61.8	25.7	1.8	29.5
	2001	3.6	21.7	63.1	49.6	17.9	1.7	21.2
	2006	2.5	16.6	59.4	71.0	22.3	3.1	22.0

註釋：在一九九六年、二零零一年及二零零六年計算結婚率使用的分母是以「居住人口」方法編製，內地的旅客並不包括在內。所以在計算這些年份的結婚率時，從內地來港結婚的新郎／新娘並不包括在內。

(1) 年齡為 16 歲及以上的人士。

§ 少於 0.05%。

Notes: Brides/bridegrooms from the Mainland have been excluded in the calculation of marriage rates for the years 1996, 2001 and 2006 because under the "resident population" approach, the denominator did not include Mainland visitors.

(1) Refers to persons aged 16 and over.

§ Less than 0.05%.

#### 4. 初婚年齡

4.1 女性首次結婚時的年齡中位數，從一九八一年的 23.9 歲上升至二零零六年的 28.2 歲，即增加約 4 歲。相比女性來說，男性趨向較遲結婚。男性的初婚年齡中位數在二零零六年是 31.2 歲，較女性年長約 3 歲。在一九八一年，男性的初婚年齡中位數是 27.0 歲。概括而言，男性及女性的初婚年齡中位數均持續上升。（表七）

表七 一九八一年、一九八六年、一九九一年至二零零六年按性別劃分的初婚年齡中位數

Table 7 Median age at first marriage by sex, 1981, 1986, 1991 to 2006

年 Year	男性 Male	女性 Female
1981	27.0	23.9
1986	28.0	25.3
1991	29.1	26.2
1992	29.4	26.3
1993	29.6	26.5
1994	29.6	26.5
1995	30.0	26.9
1996	30.0	26.9
1997	29.6	26.8
1998	29.8	26.9
1999	29.9	27.0
2000	30.0	27.3
2001	30.2	27.5
2002	30.5	27.6
2003	30.8	27.8
2004	31.1	28.1
2005	31.2	28.0
2006	31.2	28.2

4.2 在一九八一年的首次結婚登記中，新郎的年齡是 25 至 29 歲及新娘的年齡是 20 至 24 歲的佔 24.9%，另外雙方均是 20 至 24 歲佔 20.2%。在二零零六年，最普遍的初婚年齡組合是新郎及新娘均為 25 至 29 歲（19.4%），佔第二位的是新郎為 30 至 34 歲及新娘為 25 至 29 歲（14.1%），而第三位則是新郎及新娘均為 30 至 34 歲（13.0%）。明顯地，這是由於男女均趨向遲婚的結果。（表八）

#### 4. Age at First Marriage

4.1 The median age of women marrying for the first time was 28.2 in 2006, an increase of about 4 years from 23.9 in 1981. Men tended to marry at older ages than women; the median age at first marriage for men in 2006 was 31.2, about 3 years older than that for women. In 1981, the median age at first marriage for men was 27.0. In general, the median ages of men and women when they marry for the first time have been rising. (Table 7)

4.2 In 1981, 24.9% of first registered marriages involved bridegrooms aged 25–29 and brides aged 20–24. Some 20.2% were with both aged 20–24. In 2006, the most prevalent age combination at first marriage was with both bridegrooms and brides aged 25–29 (19.4%), followed by that with bridegrooms aged 30–34 and brides aged 25–29 (14.1%) and that with both bridegrooms and brides aged 30–34 (13.0%). This is obviously a result of the tendency for both men and women towards marriage postponement. (Table 8)

表八 一九八一年、二零零一年及二零零六年的初婚年齡組合  
**Table 8 Age combinations at first marriage, 1981, 2001 and 2006**

百分比  
 Percentage

年 Year	新娘年齡 Age of bride	新郎年齡 Age of bridegroom						總計 Total
		16-19	20-24	25-29	30-34	35-39	40+	
1981	16-19	1.3	5.3	2.4	0.6	0.1	§	9.7
	20-24	0.4	20.2	24.9	6.9	1.1	0.3	53.9
	25-29	§	3.1	15.4	8.7	1.8	0.7	29.6
	30-34	§	0.1	1.3	2.3	1.0	0.8	5.5
	35-39	§	§	0.1	0.1	0.2	0.4	0.8
	40+	§	§	§	§	0.1	0.4	0.5
	總計 Total		1.7	28.8	44.0	18.7	4.2	2.6
2001	16-19	0.4	1.6	1.0	0.3	0.1	0.1	3.5
	20-24	0.3	8.2	10.9	3.8	1.6	0.9	25.8
	25-29	§	2.1	23.3	14.3	4.2	1.5	45.4
	30-34	§	0.2	2.9	9.2	4.9	1.9	19.1
	35-39	§	§	0.2	0.9	2.1	1.4	4.7
	40+	§	§	§	0.1	0.2	1.1	1.4
	總計 Total		0.8	12.1	38.3	28.7	13.3	6.8
2006	16-19	0.3	1.5	0.6	0.2	0.1	0.1	2.8
	20-24	0.4	7.1	8.5	4.4	1.8	1.2	23.4
	25-29	0.1	2.0	19.4	14.1	4.0	2.4	42.0
	30-34	§	0.3	3.2	13.0	5.5	2.5	24.5
	35-39	§	0.1	0.3	1.2	2.1	1.9	5.5
	40+	§	§	0.1	0.1	0.3	1.4	1.9
	總計 Total		0.8	11.0	32.0	33.1	13.7	9.4

註釋： § 少於0.05%。

Note: § Less than 0.05%.

## 5. 結婚的季節性

5.1 中國習俗、傳統及信念對結婚時間有重要意義，故香港的結婚數字呈現明顯的季節性變動。在十一及十二月的結婚數字最高，反映人們在農曆新年前的結婚意欲強烈，但數字在一月及二月的農曆新年期間則下跌。緊隨這個季節後的三月，通常出現結婚潮。七月及八月是最不普遍的結婚月份，這是由於七月將中國農曆年分為一半，在傳統上被視為不吉祥的結婚月份。同樣地，八月是「鬼節」的月份，被認為是不利於結婚。（表九）

## 5. Seasonality of Marriages

5.1 There is pronounced seasonal pattern in marriage in Hong Kong with Chinese customs, traditions and beliefs playing an important role in the timing of marriage. The number of marriages is at the peak in the months of November and December, reflecting the strong desire to marry before the Chinese New Year. There is a decline in number in January and February when the Chinese New Year is celebrated. Immediately following this festival, there is generally a marriage boom in March. July and August are typically the least popular months for marriage. This is because July splits the Chinese lunar year into two halves and this is customarily viewed as an unlucky month for marriage. Similarly, August is the month of the “Ghost Festival” and is also regarded as inauspicious for marriage. (Table 9)

表九 一九八一年、一九八六年、一九九一年、一九九六年、二零零一年及二零零六年按月的結婚數目

Table 9 Monthly incidence of marriages, 1981, 1986, 1991, 1996, 2001 and 2006

月份 Month	結婚數目 Number of marriages						月份 Month	季節性指數 <sup>(1)</sup> Seasonal index <sup>(1)</sup>		
	1981	1986	1991	1996	2001	2006		1981-1986	1991-1996	2001-2006
1	4 974	4 466	4 725	3 573	2 174	3 372	1	114	107	97
2	3 343	2 515	3 021	2 448	2 228	3 319	2	83	81	85
3	5 302	4 185	3 719	3 141	3 449	4 537	3	117	111	118
4	3 967	3 665	2 806	2 382	1 684	3 095	4	90	75	74
5	4 674	3 782	3 664	3 092	2 680	3 785	5	102	102	98
6	3 907	3 452	3 202	2 835	2 594	4 114	6	87	92	90
7	3 520	2 843	2 608	2 445	2 000	3 360	7	82	75	79
8	3 403	2 784	2 682	2 384	1 881	3 009	8	85	74	69
9	4 280	3 829	3 817	3 148	2 885	3 757	9	103	111	101
10	4 208	3 573	3 983	3 140	2 867	5 831	10	104	114	108
11	4 574	4 265	4 334	4 102	4 174	5 319	11	118	127	136
12	4 604	3 921	4 007	4 355	4 209	6 830	12	118	133	142
1-12	50 756	43 280	42 568	37 045	32 825	50 328	平均值 Average	100	100	100

註釋：(1) 指數是應用「X-11 自迴歸-求和-移動平均」方法計算，顯示結婚數目在期間內的每月季節性指數的平均值。期間內的季節性指數的平均值為 100，數值超過 100 的季節性指數表示該月份的結婚數目較平均為多，而數值低於 100 的季節性指數表示該月份的結婚數目較平均為少。

Note: (1) The index is calculated using X-11 ARIMA method. It shows the average monthly seasonal index for the number of marriages within the period. The average seasonal index for the period is 100. A seasonal index above 100 means the number of marriages for that month is more than the average, whereas a seasonal index below 100 means the number of marriages for that month is less than the average.

二零零七年一月至 一月刊載的專題文章目錄

List of Feature Articles Published during January to November 2007

月份	文章題目	Month	Title of Article
1	(i) 對外直接投資統計 (ii) 一九九七至二零零六年中層經理級與專業僱員薪金統計數字	1	(i) External direct investment statistics (ii) Salary statistics of middle-level managerial and professional employees 1997-2006
2	(i) 從事製造業相關活動的貿易公司 (ii) 公屋輪候冊申請人統計調查 (iii) 一九九八至二零零五年工商業的資訊科技開支	2	(i) Trading firms with manufacturing-related activities (ii) The survey on waiting list applicants for public rental housing (iii) Expenditure on information technology in the business sector, 1998-2005
3	(i) 消費物價指數及其在一九九七至二零零六年間的變動情況 (ii) 香港的金融服務行業 (iii) 編製居住或長期逗留在內地的香港居民統計數字的改良方法 (iv) 二零零一至二零零五年工商業的創新活動統計數字 (v) 香港經濟四個主要行業在二零零五年的情況	3	(i) Consumer Price Index and its movements during 1997 – 2006 (ii) The financial services sector in Hong Kong (iii) Enhanced method for compiling statistics on Hong Kong residents having resided / having stayed substantially in the Mainland (iv) Statistics on innovation activities in the business sector, 2001 - 2005 (v) The situation of the four key industries in the Hong Kong Economy in 2005
4	(i) 香港出口貿易分析 (ii) 二零零六年中期人口統計主要結果 (iii) 香港的批發、零售、進出口貿易、飲食及酒店業 (iv) 香港的資產管理業	4	(i) An analysis of Hong Kong's exports (ii) Key findings of the 2006 Population By-census (iii) The wholesale, retail and import and export trades, restaurants and hotels sectors in Hong Kong (iv) The asset management industry in Hong Kong
5	(i) 二零零六年本港居民到中國內地旅行的消費開支 (ii) 二零零一至二零零五年香港研究及發展的統計數字 (iii) 電子產品及電子行業統計數字 (iv) 二零零六年失業率的走勢	5	(i) Consumption expenditure of Hong Kong residents travelling to the mainland of China, 2006 (ii) Statistics on research and development of Hong Kong, 2001-2005 (iii) Statistics on electronic products and the electronics industry (iv) The movement of the unemployment rate in 2006
6	(i) 二零零六年就業綜合估計數字 (ii) 二零零六年到中國內地作私人旅行的本港居民的社會經濟特徵 (iii) 二零零六年香港的中醫藥業 (iv) 二零零一年至二零零六年貨櫃統計 (v) 行業集中度統計數字	6	(i) Composite employment estimates 2006 (ii) Socio-economic characteristics of Hong Kong residents making personal travel to the mainland of China, 2006 (iii) The Chinese medicine sector in Hong Kong, 2006 (iv) Container statistics, 2001-2006 (v) Statistics on sectoral concentration
7	(i) 一九九六年至二零零六年綜合社會保障援助計劃的統計數字 (ii) 一九九七年至二零零六年香港道路交通意外統計 (iii) 香港的零售業	7	(i) Statistics on Comprehensive Social Security Assistance Scheme, 1996 to 2006 (ii) Road traffic accident statistics in Hong Kong, 1997 to 2006 (iii) Retail sector in Hong Kong
8	(i) 一九九八年至二零零六年香港國際收支平衡表的要點 (ii) 香港服務貿易的發展 (iii) 香港的境外分支機構服務貿易統計 (iv) 香港人口推算 2007-2036	8	(i) Salient features of Hong Kong's Balance of Payments account for 1998 to 2006 (ii) Development of trade in services of Hong Kong (iii) Foreign affiliates trade in services statistics for Hong Kong (iv) Hong Kong population projections 2007-2036
9	(i) 服務行業業務收益指數 (ii) 二零零一年至二零零六年港口貨物統計 (iii) 二零零六年女性及男性的特徵 (iv) 一九八一年至二零零六年香港生育趨勢	9	(i) Business receipts indices for service industries (ii) Port cargo statistics, 2001-2006 (iii) The characteristics of women and men, 2006 (iv) The fertility trend in Hong Kong, 1981 to 2006
10	(i) 空運貨物統計 (ii) 二零零六年香港國際投資頭寸與選定經濟體比較 (iii) 以環比物量計算的香港本地生產總值	10	(i) Air cargo statistics (ii) Comparing Hong Kong's international investment position with selected economies, 2006 (iii) Chain volume measures of Hong Kong's Gross Domestic Product
11	(i) 二零零零年至二零零六年主要經濟活動的勞工生產力指數 (ii) 一九八一年至二零零六年香港的結婚及離婚趨勢	11	(i) Labour Productivity Index for major economic activities, 2000 to 2006 (ii) Marriage and divorce trends in Hong Kong, 1981 to 2006



**二零零七年 二月至二零零八年三月**  
**政府統計處定期性統計數據發布日期一覽表**  
**Schedule for Issuing Regular Releases of Statistical Data by**  
**the Census and Statistics Department, December 2007 – March 2008**

每年九月底，本處會向傳媒公布翌年定期性統計數據新聞發布的詳細時間表。本附錄載列未來四個月的發布日期。數據於發布日期下午四時十五分向傳媒公布。有關的新聞公布於稍後時間載列於政府統計處的網站上 (www.censtatd.gov.hk)。發布日期下午四時十五分後致電本處，亦可查詢有關統計數據。

The date schedule for issuing regular press releases of statistical data in the ensuing year is issued to the mass media in end September of each year. This Annex gives the schedule for the coming four months. Data are issued to the media at 4:15 p.m. on the date of release. The press releases are posted shortly afterwards on the Department's website (www.censtatd.gov.hk). Telephone enquiries may also be made to the Department after 4:15 p.m. on the release date.

<b>統計數據</b>	<b>發布日期 (日/月/年)</b>
Statistical Data	Release Date (DD/MM/YYYY)

**人口統計**

**Population Statistics**

- |  |                              |            |
|--|------------------------------|------------|
| 1. 二零零七年年底人口數字                                 | Year-end Population for 2007 | 14.02.2008 |
| <i>查詢電話 Enquiry Telephone Number 2716 8044</i> |                              |            |

**勞工統計**

**Labour Statistics**

- |  |   |            |
|--|---|------------|
| 1. 失業及就業不足統計數字                                 | Unemployment and Underemployment Statistics |            |
| 二零零七年九月至十一月                                    | September – November 2007                   | 18.12.2007 |
| 二零零七年十月至十二月                                    | October – December 2007                     | 17.01.2008 |
| 二零零七年十一月至二零零八年一月                               | November 2007 – January 2008                | 19.02.2008 |
| 二零零七年十二月至二零零八年二月                               | December 2007 – February 2008               | 18.03.2008 |
| <i>查詢電話 Enquiry Telephone Number 2887 5506</i> |   |            |
| 2. 就業及空缺統計                                     | Employment and Vacancies Statistics         |            |
| 二零零七年九月  | September 2007                              | 21.12.2007 |
| 二零零七年十二月                                       | December 2007                               | 25.03.2008 |
| <i>查詢電話 Enquiry Telephone Number 2582 4751</i> |   |            |
| 3. 薪金總額及工資統計                                   | Payroll and Wage Statistics                 |            |
| 二零零七年第三季                                       | 3rd Quarter 2007                            | 27.12.2007 |
| 二零零七年第四季                                       | 4th Quarter 2007                            | 27.03.2008 |
| <i>查詢電話 Enquiry Telephone Number 2887 5584</i> |   |            |

**對外貿易統計**

**External Trade Statistics**

- |  |                                       |            |
|--|---------------------------------------|------------|
| 1. 對外商品貿易統計                                    | External Merchandise Trade Statistics |            |
| 二零零七年十一月                                       | November 2007                         | 28.12.2007 |
| 二零零七年十二月                                       | December 2007                         | 24.01.2008 |
| 二零零八年一月  | January 2008                          | 28.02.2008 |
| 二零零八年二月  | February 2008                         | 27.03.2008 |
| <i>查詢電話 Enquiry Telephone Number 2582 4914</i> |                                       |            |

## 對外貿易統計 (續)

## External Trade Statistics (Cont'd.)

2.	對外商品貿易貨量及價格統計	Volume and Price Statistics of External Merchandise Trade	
	二零零七年十月	October 2007	14.12.2007
	二零零七年十一月	November 2007	17.01.2008
	二零零七年十二月	December 2007	14.02.2008
	二零零八年一月	January 2008	20.03.2008
	查詢電話 Enquiry Telephone Number 2582 4914		
3.	按產品所屬工業劃分的本港製造業 產品出口統計	Domestic Export Statistics Classified by Industrial Origin	
	二零零七年	2007	05.02.2008
	查詢電話 Enquiry Telephone Number 2805 6641		
4.	船隻、港口貨物及貨櫃統計	Statistics on Vessels, Port Cargo and Containers	
	二零零七年第三季	3rd Quarter 2007	07.12.2007
	二零零七年第四季	4th Quarter 2007	07.03.2008
	查詢電話 Enquiry Telephone Number 2582 4889		
5.	涉及外發中國內地加工貿易統計	Statistics on Trade Involving Outward Processing in the Mainland of China	
	二零零七年第三季	3rd Quarter 2007	20.12.2007
	二零零七年第四季	4th Quarter 2007	18.03.2008
	查詢電話 Enquiry Telephone Number 2582 5255		

## 物價統計

## Price Statistics

1.	消費物價指數	Consumer Price Index	
	二零零七年十一月	November 2007	20.12.2007
	二零零七年十二月	December 2007	22.01.2008
	二零零八年一月	January 2008	22.02.2008
	二零零八年二月	February 2008	20.03.2008
	查詢電話 Enquiry Telephone Number 2805 6401		

## 國民收入及國際收支平衡統計

## National Income and Balance of Payments Statistics

1.	本地生產總值	Gross Domestic Product	
	二零零七年第四季 <sup>(1)</sup>	4th Quarter 2007 <sup>(1)</sup>	27.02.2008
	查詢電話 Enquiry Telephone Number 2582 4787		

註： (1) 二零零七年第四季及二零零七年全年的本地生產總值會連同其他輔助文件，在財政司司長宣讀《財政預算案演詞》當日公布。而根據財政司司長辦公室所提供的資料，財政預算案將於二零零八年二月廿七日公布。政府統計處不會在當日就二零零七年第四季及二零零七年全年的本地生產總值另發新聞稿。

Note: (1) The Gross Domestic Product (GDP) for the fourth quarter of 2007 and the whole year of 2007 together with other supporting materials will be released along with the Financial Secretary's Budget Speech. According to the Financial Secretary's Office, the budget speech is scheduled to be delivered on 27 February 2008. No separate press release on the GDP for the fourth quarter of 2007 and the whole year of 2007 will be issued by the Census and Statistics Department on that day.

國民收入及國際收支平衡統計 (續)

**National Income and Balance of Payments Statistics (Cont'd.)**

2.	以固定價格計算按經濟活動劃分的 按季本地生產總值	Quarterly Constant Price Gross Domestic Product by Economic Activity	
	二零零七年第三季	3rd Quarter 2007	20.12.2007
	二零零七年第四季	4th Quarter 2007	25.03.2008
	<i>查詢電話 Enquiry Telephone Number</i> 2116 5188		
3.	本地居民生產總值及對外要素收益 流動數字	Gross National Product and External Factor Income Flows	
	二零零七年第三季	3rd Quarter 2007	14.12.2007
	二零零七年第四季	4th Quarter 2007	14.03.2008
	<i>查詢電話 Enquiry Telephone Number</i> 2116 5101		
4.	國際收支平衡統計	Balance of Payments Statistics	
	二零零七年第三季	3rd Quarter 2007	21.12.2007
	二零零七年第四季	4th Quarter 2007	25.03.2008
	<i>查詢電話 Enquiry Telephone Number</i> 2116 8660		

其他各類統計

**Various Other Types of Statistics**

1.	零售業銷貨額統計	Retail Sales Statistics	
	二零零七年十月	October 2007	03.12.2007
	二零零七年十一月	November 2007	03.01.2008
	二零零七年十二月	December 2007	31.01.2008
	二零零八年一月	January 2008	03.03.2008
	<i>查詢電話 Enquiry Telephone Number</i> 2802 1367		
2.	工業生產指數和製造業生產者 價格指數	Quarterly Index of Industrial Production and Quarterly Producer Price Indices for Manufacturing Industries	
	二零零七年第三季	3rd Quarter 2007	14.12.2007
	二零零七年第四季	4th Quarter 2007	14.03.2008
	<i>查詢電話 Enquiry Telephone Number</i> 2805 6641		
3.	建造工程完成量統計	Construction Output Statistics	
	二零零七年第三季	3rd Quarter 2007	13.12.2007
	二零零七年第四季	4th Quarter 2007	13.03.2008
	<i>查詢電話 Enquiry Telephone Number</i> 2805 6424		
4.	食肆的收入及購貨額統計	Restaurant Receipts and Purchases Statistics	
	二零零七年第四季	4th Quarter 2007	05.02.2008
	<i>查詢電話 Enquiry Telephone Number</i> 2802 1367		
5.	服務行業按季業務收益指數	Quarterly Business Receipts Indices for Service Industries	
	二零零七年第三季	3rd Quarter 2007	10.12.2007
	二零零七年第四季	4th Quarter 2007	11.03.2008
	<i>查詢電話 Enquiry Telephone Number</i> 2802 1269		
6.	按季業務展望統計調查結果	Results of the Quarterly Business Tendency Survey	
	二零零八年第一季	1st Quarter 2008	24.01.2008
	<i>查詢電話 Enquiry Telephone Number</i> 2805 6112		

政府統計處刊物一覽 (截至二零零七年 一月一日)  
List of Publications of the Census and Statistics Department (as at 1.11.2007)

名稱	Title	最新期號##	印刷版售價(港元)	
			不包括 郵費 Not Including Postage	連本地 郵費 Including Local Postage
<b>綜合性統計刊物</b>				
<b>General Statistical Digests</b>				
香港經濟趨勢 (半月刊)	Hong Kong Economic Trends (half-monthly)	31/10/2007	18.0	21.0
香港統計月刊 §	Hong Kong Monthly Digest of Statistics §	10/2007	100.0	116.5
香港統計年刊 §	Hong Kong Annual Digest of Statistics §	2006	122.0	150.0
香港社會及經濟趨勢 (雙年刊) §	Hong Kong Social and Economic Trends (biennial) §	2005	110.0	126.4
香港的發展(1967 - 2002) - 統計圖表集 (特刊) §	A Graphic Guide on Hong Kong's Development (1967 - 2002) (ad hoc) §	-	38.0	54.4
香港統計數字一覽 (年刊) ++	Hong Kong in Figures (annual) ++	2007	<-----免費 Free ----->	<-----免費 Free ----->
<b>對外貿易</b>				
<b>External Trade</b>				
<b>商品貿易統計</b>				
<b>Merchandise Trade Statistics</b>				
香港商品貿易統計 :				
進口 (月刊)	Imports (monthly)	8/2007	363.0	391.0
港產品出口及轉口 (月刊)	Domestic Exports and Re-exports (monthly)	8/2007	363.0	391.0
周年附刊, 按國家及貨品劃分 :	Annual Supplement, Country by Commodity :			
- 進口	- Imports	2006	278.0	306.0
- 港產品出口及轉口	- Domestic Exports and Re-exports	2006	278.0	325.0
香港對外商品貿易 (月刊)	Hong Kong External Merchandise Trade (monthly)	8/2007	92.0	108.5
香港對外商品貿易回顧 (年刊)	Annual Review of Hong Kong External Merchandise Trade (annual)	2006	86.0	94.2
香港商品貿易指數 (月刊)	Hong Kong Merchandise Trade Index Numbers (monthly)	8/2007	26.0	30.0
對外商品貿易數字 (月刊)	External Merchandise Trade Figures (monthly)	9/2007	<-----免費 Free ----->	<-----免費 Free ----->
按產品所屬工業劃分的港產品出口統計數字 (季刊)	Domestic Exports Statistics Classified by Industrial Origin (quarterly)	Q2/2007	<-----免費 Free ----->	<-----免費 Free ----->
<b>船務統計</b>				
<b>Shipping Statistics</b>				
香港船務統計 (季刊)	Hong Kong Shipping Statistics (quarterly)	4-6/2007	60.0	68.5
<b>服務貿易統計</b>				
<b>Trade in Services Statistics</b>				
香港服務貿易統計報告 (年刊)	Report on Hong Kong Trade in Services Statistics (annual)	2005	74.0	82.2
<b>國民收入</b>				
<b>National Income</b>				
本地生產總值 (季刊)	Gross Domestic Product (quarterly)	Q2/2007	47.0	51.5
本地生產總值 (年刊) ++	Gross Domestic Product (annual) ++	2006	56.0	64.2
本地生產總值特刊, 二零零七年 月 (特刊)	Special Report on Gross Domestic Product, October 2007 (ad hoc)	-	54.0	58.0
<b>國際收支平衡</b>				
<b>Balance of Payments</b>				
香港國際收支平衡統計 一九九七年至一九九九年 (特刊)	Balance of Payments Statistics of Hong Kong 1997 to 1999 (ad hoc)	-	14.0	18.0
香港國際收支平衡統計 (季刊)	Balance of Payments Statistics of Hong Kong (quarterly)	Q2/2007	33.0	37.5
香港對外直接投資統計 (年刊)	External Direct Investment Statistics of Hong Kong (annual)	2005	42.0	46.0
<b>勞工</b>				
<b>Labour</b>				
<b>勞動人口、就業及空缺統計</b>				
<b>Labour Force, Employment and Vacancy Statistics</b>				
綜合住戶統計調查按季統計報告書	Quarterly Report on General Household Survey	4-6/2007	56.0	64.5
就業及空缺按季統計報告	Quarterly Report of Employment and Vacancies Statistics	6/2007	33.0	37.5
建築地盤就業及空缺按季統計報告	Quarterly Report of Employment and Vacancies at Construction Sites	6/2007	28.0	32.0
就業及空缺統計 (詳細統計表) (年刊) :	Employment and Vacancies Statistics (Detailed Tables) (annual) :			
甲系列 (服務業)	Series A (Service Sectors)	2005	64.0	80.4
乙系列 (批發、零售、飲食及酒店業)	Series B (Wholesale and Retail Trades, Restaurants and Hotels)	2005	52.0	56.4
丙系列 (工業)	Series C (Industrial Sectors)	2005	92.0	108.4
丁系列 (進出口貿易業)	Series D (Import/Export Trades)	2005	45.0	49.0

政府統計處刊物一覽 (截至二零零七年 一月一日) (續)

List of Publications of the Census and Statistics Department (as at 1.11.2007) (Cont'd.)

名稱	Title	Latest Issue##	印刷版售價(港元)		
			Price of Print Version (HK\$)		
			最新期號##	不包括 郵費 Not Including Postage	運本地 郵費 Including Local Postage
<b>勞工 (續)</b>	<b>Labour (Cont'd.)</b>				
<b>工資及勞工收入統計</b>	<b>Wages and Labour Earnings Statistics</b>				
工資及薪金總額按季統計報告	Quarterly Report of Wage and Payroll Statistics	6/2007	49.0	57.5	
經理級與專業僱員薪金及僱員福利統計 報告 (高層管理人員除外) (年刊) §	Report of Salaries and Employee Benefits Statistics Managerial and Professional Employees (Excluding Top Management) (annual) §	2007	36.0	40.4	
由主要承建商填報有關從事公營建築工程的 工人每日平均工資 (月刊)	Average Daily Wages of Workers Engaged in Public Sector Construction Projects as Reported by Main Contractors (monthly)	7/2007	<-----免費 Free ----->		
<b>人力統計</b>	<b>Manpower Statistics</b>				
二零零二年人力培訓及工作技能需求機構 單位統計調查報告 (特刊)	Report on 2002 Establishment Survey on Manpower Training and Job Skills Requirements (ad hoc)	-	48.0	56.2	
<b>消費物價及住戶開支</b>	<b>Consumer Prices and Household Expenditure</b>				
消費物價指數月報	Monthly Report on the Consumer Price Index	9/2007	49.0	53.5	
消費物價指數年報	Annual Report on the Consumer Price Index	2006	76.0	84.2	
二零零四至零五年住戶開支統計調查及 重訂消費物價指數基期 (特刊)	2004/05 Household Expenditure Survey and the Rebasing of the Consumer Price Indices (ad hoc)	-	47.0	55.2	
<b>工商業</b>	<b>Commerce and Industry</b>				
<b>工業生產</b>	<b>Industrial Production</b>				
工業生產按年統計調查報告	Report on Annual Survey of Industrial Production	2005	80.0	84.0	
工業生產按季指數	Quarterly Index of Industrial Production	Q2/2007	8.0	11.0	
製造業按季生產者價格指數	Quarterly Producer Price Indices for Manufacturing Industries	Q2/2007	8.0	11.0	
紡織業生產按季統計數字	Quarterly Textile Production Statistics	Q2/2007	5.0	8.0	
<b>經銷及服務業</b>	<b>Distribution and Services</b>				
批發、零售、進口與出口貿易、食肆及 酒店按年統計調查報告	Report on Annual Survey of Wholesale, Retail and Import and Export Trades, Restaurants and Hotels	2005	96.0	100.4	
食肆的收入及購貨額按季統計調查報告	Report on Quarterly Survey of Restaurant Receipts and Purchases	Q2/2007	6.0	9.0	
零售業銷貨額按月統計調查報告	Report on Monthly Survey of Retail Sales	8/2007	9.0	12.0	
運輸及有關服務按年統計調查報告	Report on Annual Survey of Transport and Related Services	2005	79.0	83.0	
倉庫業、通訊業、銀行業、財務業、保險業 及商用服務業按年統計調查報告	Report on Annual Surveys of Storage, Communication, Banking, Financing, Insurance and Business Services	2005	108.0	116.2	
服務行業按季業務收益指數	Quarterly Business Receipts Indices for Service Industries	Q2/2007	11.0	14.0	
服務業統計摘要 (年刊)	Statistical Digest of the Services Sector (annual)	2007	156.0	172.4	
服務業統計摘要按季補充資料	Quarterly Supplement to Statistical Digest of the Services Sector	Q2/2007	58.0	67.0	
<b>屋宇建築及建造</b>	<b>Building and Construction</b>				
屋宇建築、建造及地產業按年統計調查 報告	Report on Annual Survey of Building, Construction and Real Estate Sectors	2005	90.0	94.0	
建造工程完成量按季統計調查報告	Report on the Quarterly Survey of Construction Output	Q2/2007	25.0	29.0	
特選建築材料平均批發價格 (月刊)	Average Wholesale Prices of Selected Building Materials (monthly)	7/2007	<-----免費 Free ----->		
公營建築工程的工資及材料成本指數 (1995年6月=100) (月刊)	Index Numbers of the Costs of Labour and Materials Used in Public Sector Construction Projects (June 1995=100) (monthly)	7/2007	<-----免費 Free ----->		
公營建築工程的工資及材料成本指數 (2003年4月=100) (月刊)	Index Numbers of the Costs of Labour and Materials Used in Public Sector Construction Projects (April 2003=100) (monthly)	8/2007	<-----免費 Free ----->		
<b>能源</b>	<b>Energy</b>				
香港能源統計 (季刊)	Hong Kong Energy Statistics (quarterly)	Q2/2007	25.0	29.0	
香港能源統計 (年刊)	Hong Kong Energy Statistics (annual)	2006	67.0	71.0	
<b>其他經濟及工商業統計</b>	<b>Other Economic and Business Statistics</b>				
業務展望按季統計調查報告	Report on Quarterly Business Tendency Survey	Q4/2007	26.0	30.0	
手頭訂單按月統計調查	Monthly Survey of Orders-on-hand	10/2003	8.0	11.0	
代表香港境外母公司的駐港公司 按年統計調查報告	Report on Annual Survey of Companies in Hong Kong Representing Parent Companies Located outside Hong Kong	2007	35.0	39.4	

政府統計處刊物一覽 (截至二零零七年 一月一日) (續)

List of Publications of the Census and Statistics Department (as at 1.11.2007) (Cont'd.)

名稱	Title	最新期號##	印刷版售價(港元)	
			Price of Print Version (HK\$)	
			不包括 郵費 Not Including Postage	運本地 郵費 Including Local Postage
<b>工商業 (續)</b>	<b>Commerce and Industry (Cont'd.)</b>			
<b>其他經濟及工商業統計 (續)</b>	<b>Other Economic and Business Statistics (Cont'd.)</b>			
資訊科技在工商業的使用情況 和普及程度按年統計調查報告	Report on Annual Survey on Information Technology Usage and Penetration in the Business Sector	2006	45.0	61.4
工商業創新活動按年統計調查 報告	Report on Annual Survey of Innovation Activities in the Business Sector	2005	45.0	53.2
香港 - 資訊社會 (年刊)	Hong Kong as an Information Society (annual)	2006	58.0	66.2
香港 - 知識型經濟統計透視, 二零零七年版 (特刊)	Hong Kong as a Knowledge-based Economy - A Statistical Perspective, 2007 Edition (ad hoc)	-	62.0	70.2
<b>人口</b>	<b>Population</b>			
<b>香港二零零六年中期人口統計</b>	<b>Hong Kong 2006 Population By-census</b>			
二零零六年中期人口統計 (特刊)	2006 Population By-census (ad hoc)			
簡要報告	Summary Results	-	41.0	49.2
統計圖解	Graphic Guide	-	91.0	99.2
有關各區議會分區的基本統計表	Basic Tables for District Council Districts	-	50.0	58.2
有關香港島各選區的基本統計表	Basic Tables for Constituency Areas : Hong Kong Island	-	84.0	100.4
有關九龍各選區的基本統計表	Basic Tables for Constituency Areas : Kowloon	-	112.0	128.4
有關新界各選區的基本統計表	Basic Tables for Constituency Areas : New Territories	-	180.0	208.0
區議會分區及選區統計表的附件 - 區域分界地圖	Boundary Maps Complementary to Tables for District Council Districts and Constituency Areas	-	134.0	162.0
有關各小規劃統計區的基本統計表	Basic Tables for Tertiary Planning Units	-	274.0	302.0
小規劃統計區統計表的附件 - 區域 分界地圖	Boundary Maps Complementary to Tables for Tertiary Planning Units	-	80.0	88.2
主題性報告 - 香港的住戶收入分布	Thematic Report - Household Income Distribution in Hong Kong	-	114.0	122.2
<b>香港二零零一年人口普查</b>	<b>Hong Kong 2001 Population Census</b>			
二零零一年人口普查 (特刊)	2001 Population Census (ad hoc)			
主要報告 - 第一冊	Main Report - Volume I	-	84.0	100.4
主要報告 - 第二冊	Main Report - Volume II	-	66.0	82.4
主要統計表	Main Tables	-	70.0	86.4
主題性報告 - 青年	Thematic Report - Youths	-	36.0	44.2
主題性報告 - 女性及男性	Thematic Report - Women and Men	-	40.0	48.2
主題性報告 - 長者	Thematic Report - Older Persons	-	36.0	44.2
主題性報告 - 少數族裔人士	Thematic Report - Ethnic Minorities	-	44.0	52.2
主題性報告 - 內地來港定居未足七年 人士	Thematic Report - Persons from the Mainland Having Resided in Hong Kong for Less Than 7 Years	-	38.0	46.2
主題性報告 - 單親人士	Thematic Report - Single Parents	-	36.0	44.2
<b>其他與人口有關的刊物</b>	<b>Other Publications relating to Population</b>			
香港人口推算 2007-2036 (特刊)	Hong Kong Population Projections 2007-2036 (ad hoc)	-	50.0	58.2
香港人口生命表 2001-2036 (特刊)	Hong Kong Life Tables 2001-2036 (ad hoc)	-	48.0	52.4
香港人口趨勢 1981-2001 (特刊)	Demographic Trends in Hong Kong 1981-2001 (ad hoc)	-	28.0	36.2
<b>社會資料</b>	<b>Social Data</b>			
從綜合住戶統計調查搜集所得的社會資料 第四 四號專題報告書 (特刊) : 就業人士轉工情況	Social Data Collected via the General Household Survey Special Topics Report No. 44 (ad hoc) : Job-changing of employed persons	-	50.0	54.4
主題性住戶統計調查第三 一號報告書 (特刊) : 二零零五年在香港發生的罪案及 罪案事主	Thematic Household Survey Report No. 31 (ad hoc) : Crime and Its Victims in Hong Kong in 2005	-	82.0	90.2

政府統計處刊物一覽 (截至二零零七年 一月一日) (續)

List of Publications of the Census and Statistics Department (as at 1.11.2007) (Cont'd.)

名稱	Title	最新期號##	印刷版售價(港元)	
			不包括 郵費 Not Including Postage	運本地 郵費 Including Local Postage
		Latest Issue##	Price of Print Version (HK\$)	
<b>社會資料 (續)</b>	<b>Social Data (Cont'd.)</b>			
按區議會分區劃分的人口及住戶統計資料 ( <i>年刊</i> )	Population and Household Statistics Analysed by District Council District ( <i>annual</i> )	2006	18.0	21.7
一九九八年在香港發生的罪案及罪案事主 ( <i>特刊</i> )	Crime and Its Victims in Hong Kong in 1998 ( <i>ad hoc</i> )	-	38.0	54.4
香港的女性及男性 – 主要統計數字 ( <i>年刊</i> )	Women and Men in Hong Kong – Key Statistics ( <i>annual</i> )	2007	69.0	85.4
<b>統計分類表</b>	<b>Classification Lists</b>			
香港進出口貨物分類表 (協調制度) , 二零零七年版 ( <i>特刊</i> )	Hong Kong Imports and Exports Classification List (Harmonized System), 2007 Edition ( <i>ad hoc</i> )			
第一冊：第一至第 類貨物	Volume One: Commodity Section I – X	-	24.0	40.4
第二冊：第 一至第二 二類貨物	Volume Two: Commodity Section XI – XXII	-	28.0	44.4
香港商品貿易統計分類表, 二零零七年版 ( <i>特刊</i> )	Hong Kong Merchandise Trade Statistics Classification, 2007 Edition ( <i>ad hoc</i> )	-	97.0	113.4
香港標準行業分類 (第一冊) ( <i>特刊</i> )++	Hong Kong Standard Industrial Classification (Volume One) ( <i>ad hoc</i> )++	-	135.0	163.0
<b>統計發展報告</b>	<b>Report on Statistical Development</b>			
統計發展概要 ( <i>年刊</i> )	An Outline of Statistical Development ( <i>annual</i> )	2007	84.0	92.2

註釋：除另有註明外，所有刊物均以中、英文對照形式出版。獲取刊物的方法載於第 A10 頁。

用戶可以在政府統計處的網站 ([www.censtatd.gov.hk/products\\_and\\_services/products/publications/index\\_tc.jsp](http://www.censtatd.gov.hk/products_and_services/products/publications/index_tc.jsp)) 免費下載政府統計處的刊物和統計表。

## Q1、Q2、Q3、Q4代表第一、第二、第三和第四季。

++ 分別備有中文版和英文版。

§ 本刊物的印刷版亦於部分郵局出售 (查詢熱線：(852) 2921 2222)。

所列售價及郵費日後或有修訂。外地郵費將於收到訂購要求後另行通知。

有關政府統計處刊物及其他統計產品的最新資料，請瀏覽本處網站內「產品及服務」一節 ([www.censtatd.gov.hk/products\\_and\\_services/index\\_tc.jsp](http://www.censtatd.gov.hk/products_and_services/index_tc.jsp)) 或致電刊物出版組查詢 (電話：(852) 2582 3025)。

Notes: Unless otherwise specified, all publications are published in bilingual format. Means of obtaining the publications are given in page A10.

Users can download publications and statistical tables of the Census and Statistics Department free of charge at the website of the Census and Statistics Department ([www.censtatd.gov.hk/products\\_and\\_services/products/publications/index.jsp](http://www.censtatd.gov.hk/products_and_services/products/publications/index.jsp)).

## Q1, Q2, Q3 and Q4 represent respectively the first, second, third and fourth quarter.

++ Available in separate Chinese and English versions.

§ Print version of this publication is also put for sale at selected Post Offices (enquiry hotline: (852) 2921 2222).

All quoted prices and postages are subject to revision. Postage for external mailings will be advised upon receipt of orders.

For up-to-date information of the publications and other statistical products of the Census and Statistics Department, please visit the "Products & Services" section on the website of the department ([www.censtatd.gov.hk/products\\_and\\_services/index.jsp](http://www.censtatd.gov.hk/products_and_services/index.jsp)) or call the Publications Unit of the department at (852) 2582 3025.

政府統計處唯讀光碟產品一覽 (截至二零零七年 一月一日)  
List of CD-ROM Products of the Census and Statistics Department (as at 1.11.2007)

		售價不包括 郵費(港元) Price Not Including Postage (HK\$)	售價連本地 郵費(港元) Price Including Local Postage (HK\$)
<b>二零零一年人口普查</b>			
<b>2001 Population Census</b>			
- <b>統計表唯讀光碟 (不定期) ++</b> 載有372個常用統計表。有關統計表涉及的主題廣泛,包括人口、住戶、教育、經濟、房屋 內部遷移及人口分組等本港住戶及人口特徵。選定統計表亦載列按區議會分區 / 選區及規劃統計小區 / 街段劃分的統計數字。	- <b>TAB on CD-ROM (ad hoc) ++</b> Contains 372 commonly used statistical tables. The tables cover a wide range of topics including demographic, household, education, economic, housing, internal migration and home moving, and population sub-group characteristics of the households and population in Hong Kong. There are also geographical breakdown of the statistics by District Council District/Constituency Area and Tertiary Planning Unit/Street Block in selected tables.	1,690.0	1,711.2
- <b>地圖唯讀光碟 (不定期)</b> 以常用的格式提供一套數碼化的香港地圖,內載的地域分界數碼地圖包括香港海岸線、區議會分區 / 選區分界、規劃統計小區 (及其合併組) 分界、街段 - 小合併組分界及新市鎮分界。配合適當的電腦軟件,這套數碼地圖可把載於《二零零一年人口普查 - 統計表唯讀光碟》內的統計數據作地理顯示之用。	- <b>MAP on CD-ROM (ad hoc)</b> Contains a set of digital maps of Hong Kong in commonly used formats. The digital maps for geographical delineation included therein are Coastline of Hong Kong, District Council District/Constituency Area Boundary, Tertiary Planning Unit (and Groupings) Boundary, Small Street Block Group Boundary and New Town Boundary. When used with suitable computer software, the digital maps can be used for geographical presentation of the statistical data contained in the <i>2001 Population Census - TAB on CD-ROM</i> .	840.0	857.0
關於購買以上兩套光碟事宜,請致電人口統計組 (電話:(852) 2716 8025)。	Please call the Demographic Statistics Section at (852) 2716 8025 for matters relating to the purchase of the above two sets of CD-ROM.		
- <b>普查易2001 (不定期)</b> 普查易2001人口普查光碟套裝是一套功能強大的知識為本產品,它能幫助使用者有效地進行客戶資訊分析和客戶關係管理的工作。普查易2001光碟內載有超過400個由政府統計處提供的香港二零零一年人口普查統計表,分區數碼地圖及功能超卓的地理訊息系統,當中包含了全香港居民的人口特徵、經濟、教育、住戶、房屋等統計數據,使用者可以透過簡單和容易使用的功能介面,來選擇和提取資料。	- <b>Hong Kong CensusPro 2001 (ad hoc)</b> CensusPro 2001 GIS CD-ROM Package is a powerful knowledge-based product that enables users to perform customer profiling and Customer Relationship Management (CRM) easily and efficiently. CensusPro 2001 includes over 400 statistical tables of the Hong Kong 2001 Population Census provided by the Census and Statistics Department, digital boundary maps, and the superb Geographical Information System (GIS) functions and features. Statistical data on the demographic, economic, education, household and housing characteristics of the population are included and can be easily selected and retrieved through intuitive and easy-to-use application interface.		
普查易2001共有4種資料輸出模式:主題性地圖、預設格式報表、統計圖表、及檔案匯出(支援數據庫/試算表/純文字等格式)。普查易2001光碟可應用於規劃業務策略、直接市場推廣或宣傳、客戶資料分析、以及作其他的商業性分析等。	CensusPro 2001 provides output in mainly 4 ways : thematic maps, formatted reports, bar/pie charts, and export files in dbf/Excel files/text files. CensusPro 2001 can be used in areas like strategic business/service planning, direct marketing and promotion, customer analysis and profiling, and many other business analysis purposes and applications.		
- <b>SUPERMAP Hong Kong 2001 (不定期)</b> • 涵蓋全面的人口普查數據,配合最新數碼地圖作介面 • 採用具世界領導地位之地理信息系統進行處理及分析 • 可作多重圖像化分析人口普查數據 • 有助機構進行深入的市場及客戶資訊分析	- <b>SUPERMAP Hong Kong 2001 (ad hoc)</b> • Covers comprehensive population census datasets with the use of the latest digital maps as interface • Manipulates and analyses through employing world leading GIS technology • Provides multiple views of population census data • Helps organisations with in-depth market analysis or customer profiling through data linkage		
	) 這光碟產品由Info Mapping (Hong Kong) Limited生產及銷售。有關查詢及訂購,請直接與該公司聯絡。(電話:(852) 2779 6088)。 ) This CD-ROM is produced and marketed by the Info Mapping (Hong Kong) Limited. For enquiries and purchase, please contact the company direct at (852) 2779 6088.		
	) 這些光碟產品由益百利香港有限公司生產及銷售。有關查詢及訂購,請直接與該公司聯絡。(電話:(852) 2839 5388)。 ) These CD-ROMs are produced and marketed by Experian Hong Kong Limited. For enquiries and purchase, please contact the company direct at (852) 2839 5388.		



政府統計處唯讀光碟產品一覽 (截至二零零七年 一月一日) (續)

List of CD-ROM Products of the Census and Statistics Department (as at 1.11.2007) (Cont'd.)

		售價不包括 郵費(港元) Price Not Including Postage (HK\$)	售價連本地 郵費(港元) Price Including Local Postage (HK\$)
<b>對外商品貿易</b>	<b>External Merchandise Trade</b>		
- <b>香港對外商品貿易唯讀光碟</b> 列載過去二 五個月的按月貿易統計數字 及過往 年的按年貿易統計數字(按年數字 只載於周年報), 並包括按貨品類別 (《標 準國際貿易分類 (第四次修訂版)》或《協 調制度》)、國家/地區及運輸方式劃分的詳 細貿易統計數字。	- <b>Hong Kong External Merchandise Trade CD-ROM</b> Contains monthly trade data for past 25 months and annual trade data for past 10 years (annual figures are only available in the annual edition). Detailed statistics classified by commodity (using the "Standard International Trade Classification (Revision 4)" or the "Harmonized System"), by country/territory and by mode of transport are also included.		) 這些光碟產品由益百利香港有 ) 限公司生產及銷售。有關查詢 ) 及訂購, 請直接與該公司聯絡 ) (電話: (852) 2839 5388)。 ) These CD-ROMs are produced ) and marketed by Experian Hong ) Kong Limited. For enquiries ) and purchase, please contact the ) company direct at (852) ) 2839 5388.
- <b>香港船務統計唯讀光碟 (按季產品)</b> 列載自一九九三年以來, 按運輸方式、裝運 種類、裝貨 / 卸貨國家 / 地區及港口、貨 品、貨物種類、貨物裝卸地點及與中國內地 有關的轉運劃分的貨物及載貨貨櫃吞吐量 統計數字。	- <b>Hong Kong Shipping Statistics CD-ROM (quarterly)</b> Contains data back-dated to 1993 on cargo and laden container throughput statistics analysed by mode of transport, shipment type, country/territory and port of loading/discharge, commodity cargo type, cargo handling location and transshipment related to the mainland of China.		)

註釋: ++ 分別備有中文版和英文版。

所列售價及郵費日後或有修訂。外地郵費將於收到訂購要求  
後另行通知。

有關政府統計處刊物及其他統計產品的最新資料, 請瀏覽本  
處網站內「產品及服務」一節 ([www.censtatd.gov.hk/products  
\\_and\\_services/index\\_tc.jsp](http://www.censtatd.gov.hk/products_and_services/index_tc.jsp)) 或致電刊物出版組查詢 (電話:  
(852) 2582 3025)。

Notes: ++ Available in separate Chinese and English versions.

All quoted prices and postages are subject to revision. Postage for  
external mailings will be advised upon receipt of orders.

For up-to-date information of the publications and other statistical  
products of the Census and Statistics Department, please visit the  
"Products & Services" section on the website of the department  
([www.censtatd.gov.hk/products\\_and\\_services/index.jsp](http://www.censtatd.gov.hk/products_and_services/index.jsp)) or call the  
Publications Unit of the department at (852) 2582 3025.

## 獲取政府統計處刊物及其他統計產品的方法

### Means of Obtaining Publications and Other Statistical Products of the Census and Statistics Department

#### 網站

用戶可以在政府統計處網站 ([www.censtatd.gov.hk/products\\_and\\_services/products/publications/index\\_tc.jsp](http://www.censtatd.gov.hk/products_and_services/products/publications/index_tc.jsp)) 免費下載統計刊物。

政府統計處刊物的印刷版於政府新聞處的政府書店 ([www.bookstore.gov.hk](http://www.bookstore.gov.hk)) 網站有售。

#### 郵購服務

本處大部分的刊物均附有郵購表格，供訂購或按期訂閱刊物的印刷版。請填妥郵購表格，連同所需費用和郵費的支票或匯票寄回辦理。郵購表格亦可在政府統計處網站下載 ([www.censtatd.gov.hk/products\\_and\\_services/other\\_services/provision\\_of\\_stat/mail\\_ordering\\_of\\_publications/index\\_tc.jsp](http://www.censtatd.gov.hk/products_and_services/other_services/provision_of_stat/mail_ordering_of_publications/index_tc.jsp))。

#### 銷售中心

市民可親臨政府統計處刊物出版組購買刊物的印刷版和唯讀光碟產品，並即時提取。刊物出版組的地址是：

香港灣仔港灣道十二號  
灣仔政府大樓十九樓

電話：(852) 2582 3025  
圖文傳真：(852) 2827 1708

該組並設有閱讀區，讓使用者翻閱陳列的統計處各類的刊物。閱讀區也備有統計處編製的宣傳／教育單張和小冊子，歡迎索閱。

#### Website

Users may download statistical publications free of charge from the website of the Census and Statistics Department ([www.censtatd.gov.hk/products\\_and\\_services/products/publications/index.jsp](http://www.censtatd.gov.hk/products_and_services/products/publications/index.jsp)).

Print versions of publications of the Census and Statistics Department are available for sale online at the Government Bookstore of the Information Services Department ([www.bookstore.gov.hk](http://www.bookstore.gov.hk)).

#### Mail Order Service

A mail order form for ordering or subscribing to print versions of publications is available in most of the Department's publications. Completed form should be sent back together with a cheque or bank draft covering all necessary cost and postage. The order form is also available for downloading from the website of the Department ([www.censtatd.gov.hk/products\\_and\\_services/other\\_services/provision\\_of\\_stat/mail\\_ordering\\_of\\_publications/index.jsp](http://www.censtatd.gov.hk/products_and_services/other_services/provision_of_stat/mail_ordering_of_publications/index.jsp)).

#### Sales Centre

Print versions of publications and CD-ROM products are available for purchase and collection on the spot at the Publications Unit of the Census and Statistics Department at the following address :

19/F Wanchai Tower  
12 Harbour Road, Wan Chai, Hong Kong.

Tel. : (852) 2582 3025  
Fax : (852) 2827 1708

The Unit also provides a reading area where users may browse through various publications of the Department on display. Publicity/educational leaflets and pamphlets of the Department are also available for collection.

# 郵購表格 (只適用於印刷版)

致：香港花園道 美利大廈4樓 政府新聞處 刊物銷售小組 電話：(852) 2842 8844 或 (852) 2842 8845 圖文傳真：(852) 2598 7482		售價			請註明 刊期(月份/季/ 期號及年份)		合計 所需的 期數 (b)	總計 (港元) (a) x (b)
		每本 (港元)	本地 郵費 (1)及(2) (港元)	合計 (港元) (a)	由	至		
1.	香港統計月刊 (二零零七年期刊) (J470007 B0)	100.0	16.5	116.5	/2007	12/2007		
2.	香港經濟趨勢 (二零零七年期刊) (半月刊) (J410007 B0)	18.0	3.0	21.0	/2007	24/2007		
3.	香港統計年刊 (二零零七年版) (J47010700B0)	136.0	28.0	164.0	-	-		
4.	香港社會及經濟趨勢 (二零零五年版) (雙年刊) (J57290500B0)	110.0	16.4	126.4	-	-		
5.	統計發展概要 (二零零七年版) (年刊) (J33110700B0)	84.0	8.2	92.2	-	-		
6.	香港的發展 (1967-2002) - 統計圖表集 (J69090300B0)	38.0	16.4	54.4	-	-		
7.	香港二零零六年中期人口統計 統計圖解 (J33571000B0)	91.0	8.2	99.2	-	-		
8.								
9.								
10.								

本人現付上支票 (編號：\_\_\_\_\_ ) 港幣 \_\_\_\_\_ 元，購買上述刊物。  
(註：支票應予劃線，並註明支付「香港特別行政區政府」。)

姓名：\_\_\_\_\_ 職銜：\_\_\_\_\_

機構名稱：\_\_\_\_\_ 地址：\_\_\_\_\_

電話：\_\_\_\_\_ 圖文傳真：\_\_\_\_\_

日期：\_\_\_\_\_

註：(1) 外地的訂戶暫時無須付上支票，所需郵費將於收到訂購表格後另行通知。

(2) 訂購超過一本相同名稱的年刊或特刊，請向政府新聞處查詢所需的本地郵費 (電話：(852) 2842 8844或(852) 2842 8845，圖文傳真：(852) 2598 7482)。

你在表格上提供的資料，只會用作辦理書刊訂購事宜，不會向任何和訂購無關的人士透露。如欲查看或更改所填報的資料，請與政府新聞處刊物銷售小組聯絡。地址：香港花園道美利大廈4樓。



# Mail Order Form (Applicable to print versions only)

To : Publications Sales Unit Information Services Department 4/F Murray Building Garden Road Hong Kong Tel. : (852) 2842 8844 or (852) 2842 8845 Fax : (852) 2598 7482	Price			Please indicate Month/Quarter/ Issue no. and Year		Total no. of issue(s) required (b)	Total amount (HK\$) (a) x (b)
	Per copy (HK\$)	Local postage (1) & (2) (HK\$)	Total (HK\$) (a)	From	To		
1. Hong Kong Monthly Digest of Statistics 2007 issues (J470007 B0)	100.0	16.5	116.5	/2007	12/2007		
2. Hong Kong Economic Trends 2007 issues (half-monthly) (J410007 B0)	18.0	3.0	21.0	/2007	24/2007		
3. Hong Kong Annual Digest of Statistics 2007 edition (J47010700B0)	136.0	28.0	164.0	-	-		
4. Hong Kong Social and Economic Trends 2005 edition (biennial) (J57290500B0)	110.0	16.4	126.4	-	-		
5. An Outline of Statistical Development 2007 edition (annual) (J33110700B0)	84.0	8.2	92.2	-	-		
6. A Graphic Guide on Hong Kong's Development (1967-2002) (J69090300B0)	38.0	16.4	54.4	-	-		
7. Hong Kong 2006 Population By-census Graphic Guide (J33571000B0)	91.0	8.2	99.2	-	-		
8.							
9.							
10.							

I enclose a cheque (No. \_\_\_\_\_) of HK\$ \_\_\_\_\_ for the payment of the above order. (Note : The cheque should be crossed and made payable to "The Government of the Hong Kong Special Administrative Region" or "The Government of the HKSAR".)

Name : \_\_\_\_\_ Title of post : \_\_\_\_\_

Name of organisation : \_\_\_\_\_ Address : \_\_\_\_\_

Tel. : \_\_\_\_\_ Fax : \_\_\_\_\_

Date : \_\_\_\_\_

- Notes :
- (1) For mailings to addresses outside Hong Kong, please do not send in a cheque now. The required postage will be advised upon receipt of order.
  - (2) For an order of multiple copies of an annual or ad hoc publication with the same title, please consult the Information Services Department about the required local postage. (Tel. : (852) 2842 8844 or (852) 2842 8845, Fax : (852) 2598 7482).

The information provided herein will only be used for processing your order of publications and will not be disclosed to parties which are not involved in the processing. You may seek access to or correction of the information by addressing your request to the Publications Sales Unit, Information Services Department, 4/F Murray Building, Garden Road, Hong Kong .





訂閱表格 (只適用於印刷版)  
香港統計月刊 二零零七年期刊

Subscription Form (Applicable to print versions only)  
Hong Kong Monthly Digest of Statistics 2007 Issues

致：香港灣仔港灣道 二號  
灣仔政府大樓 九樓  
政府統計處綜合統計組 (一) 乙  
電話：(852)2582 3025 圖文傳真：(852)2827 1708

To：General Statistics Section (1) B  
Census and Statistics Department  
19/F Wanchai Tower  
12 Harbour Road, Wan Chai, Hong Kong  
Tel. : (852) 2582 3025 Fax : (852) 2827 1708

請在適當空格 (□) 內加上 (√) 號。Please tick (√) the appropriate box (□). (港元 HK\$)

刊物名稱 Title of Publication	每本 售價 Price per copy	每本 本地郵費 Local postage (1) & (2)	每本 合計 Total price (a)	期數 No. of issues (b)	總計 Total amount (a) x (b)
<input type="checkbox"/> 香港統計月刊 二零零七年期刊一月至 二月 (共 二期) Hong Kong Monthly Digest of Statistics January to December 2007 (total 12 issues)	100.0	16.5	116.5	12	1,398.0
<input type="checkbox"/> 香港統計月刊 二零零七年期刊____月至十二月 (共____期) Hong Kong Monthly Digest of Statistics _____ to December 2007 (total _____ issues)	100.0	16.5	116.5		
<input type="checkbox"/>					
合計 Total					

本人現付上支票 (編號：\_\_\_\_\_ ) 港幣 \_\_\_\_\_ 元，購買上述刊物。  
I enclose a cheque (No. \_\_\_\_\_) of HK\$ \_\_\_\_\_ for the payment of the above order.

註：支票應予劃線，並註明支付「香港特別行政區政府」。

Note: Cheque should be crossed and made payable to "The Government of the Hong Kong Special Administrative Region" or "The Government of the HKSAR".

訂戶資料 **Subscriber's Information**

姓名 Name: \_\_\_\_\_ 機構名稱 Name of organisation: \_\_\_\_\_

職銜 Title of post: \_\_\_\_\_ 地址 Address: \_\_\_\_\_

部門 Department: \_\_\_\_\_

電話 Tel.: \_\_\_\_\_

圖文傳真 Fax: \_\_\_\_\_ 日期 Date: \_\_\_\_\_

機構主要業務類別 **Major line of business of organisation:**

- |  |  |
|--|--|
| <input type="checkbox"/> 進口與出口貿易業 Import and export trade    | <input type="checkbox"/> 建造業 Construction                                    |
| <input type="checkbox"/> 零售貿易業 Retail trade                  | <input type="checkbox"/> 金融、保險及地產業 Financing, insurance and real estate      |
| <input type="checkbox"/> 製造業 Manufacturing                   | <input type="checkbox"/> 商用服務業 Business services                             |
| <input type="checkbox"/> 教育機構 Educational institution        | <input type="checkbox"/> 社區、社會及個人服務業 Community, social and personal services |
| <input type="checkbox"/> 其他，請註明 Others, please specify _____ |  |

讀者類別 (可選多項) **Readership (more than one choice allowed):**

- |   |   |
|---|---|
| <input type="checkbox"/> 經理 Manager                   | <input type="checkbox"/> 市場、推廣部人員 Marketing / promotional personnel |
| <input type="checkbox"/> 分析員、研究員 Analyst / researcher | <input type="checkbox"/> 教師、大專院校講師 Teaching staff / lecturer        |
| <input type="checkbox"/> 學生 Student                   | <input type="checkbox"/> 其他，請註明 Others, please specify _____        |

訂戶類別 **Type of subscriber:**

- |  |  |
|--|--|
| <input type="checkbox"/> 機構 Organisation | <input type="checkbox"/> 私人 Individual |
|--|--|

你是否願意收到本處其他刊物的推廣資料? Do you want to receive promotional materials of other publications of this department?

- |                                |                               |       |
|--------------------------------|-------------------------------|-------|
| <input type="checkbox"/> 是 Yes | <input type="checkbox"/> 否 No | HKMDS |
|--------------------------------|-------------------------------|-------|

註：(1) 外地的訂戶暫時無須付上支票，所需郵費將於收到訂購表格後另行通知。

Notes: For mailings to addresses outside Hong Kong, please do not send in a cheque now. The required postage will be advised upon receipt of order.  
(2) 訂閱超過一本相同名稱及期號的刊物，請向政府新聞處查詢所需的本地郵費 (電話：(852) 2842 8844 或 (852) 2842 8845，圖文傳真：(852) 2598 7482)。

For subscription to multiple copies per issue with the same title, please consult the Information Services Department about the required local postage. (Tel. : (852) 2842 8844 or (852) 2842 8845, Fax : (852) 2598 7482).

你在表格上提供的資料，只會用作辦理書刊訂購事宜，不會向任何和訂購無關的人士透露。如欲查看或更改所填報的資料，請與政府統計處的資料管理人員聯絡。地址：香港灣仔港灣道 二號灣仔政府大樓二 一樓。

The information provided herein will only be used for processing your order of publications and will not be disclosed to parties which are not involved in the subscription of these publications. You may seek access to or correction of the information by addressing your request to the Data Controlling Officer, Census and Statistics Department, 21/F Wanchai Tower, 12 Harbour Road, Wan Chai, Hong Kong.

# 香港二零零六年中期人口統計 統計圖解

## Hong Kong 2006 Population By-census Graphic Guide



**現已有售  
每本 91 元**  
*Available at  
\$91 per copy now!*


本刊物以彩色圖解方式展示二零零六年中期人口統計的簡要結果。本刊物載列 40 個統計圖及 9 個分區地圖，以概括的分類展示香港人口的社會及經濟特徵。

*This publication presents the summary results of the 2006 Population By-census in colour graphic form. It contains 40 charts and 9 district maps showing the demographic and socio-economic characteristics of the population in broad groupings.*

有關獲取本刊物的方法，請參閱本月刊內第 A10 頁。此外，刊物的郵購表格亦刊載於第 A11 頁。  
*For the means of obtaining this publication, please see page A10 of this Digest. A mail order form for the publication is also available on page A12.*

# 本地生產總值按季報告 二零零七年期刊

## Quarterly report of Gross Domestic Product 2007 Issues



本地生產總值是量度香港經濟表現的重要指標，本季刊內容包括香港的經濟概況，並載錄下列最新數字：

- 按開支組成部分劃分的本地生產總值
- 按經濟活動劃分的本地生產總值
- 本地居民生產總值

GDP is an important indicator of the performance of the Hong Kong economy. The quarterly report covers the general observations of Hong Kong's economy, and contains the latest figures on :

- Gross Domestic Product by Expenditure Component
- Gross Domestic Product by Economic Activity
- Gross National Product

有關獲取本刊物的方法，請參閱第A10頁。此外，本刊物的訂閱表格亦刊載於下頁。

Please refer to page A10 for the means of obtaining this publication. A subscription form is also available on the following page for ordering the publication.



**訂閱表格 (只適用於印刷版)**  
**本地生產總值按季報告(二零零七年期刊)**  
**Subscription Form (Applicable to print versions only)**  
**Quarterly report of Gross Domestic Product (2007 Issues)**

致：香港灣仔港灣道十二號灣仔政府大樓二十二樓  
 政府統計處國民收入統計組(一)一  
 (電話：(852) 2582 5077 圖文傳真：(852) 2157 9295)

To: National Income Section (1)1  
 Census and Statistics Department  
 22/F Wanchai Tower, 12 Harbour Road  
 Wan Chai, Hong Kong  
 (Tel.: (852) 2582 5077, Fax: (852) 2157 9295)

請在適當空格(□)內加上(√)號。 Please tick (√) the appropriate box (□) (港元 HK\$)

	刊期 Issue	刊物出版日期 Date of publication	每本售價 Price per copy	每本本地郵費 Local postage (1) & (2)	每本合計 Total price (a)	本數 No. of copies (b)	總計 Total amount (a) x (b)
<input type="checkbox"/>	二零零七年第一季 First Quarter 2007 (J35730701B0)	二零零七年五月 May 2007	47.0	4.5	51.5		
<input type="checkbox"/>	二零零七年第二季 Second Quarter 2007 (J35730702B0)	二零零七年八月 August 2007	47.0	4.5	51.5		
<input type="checkbox"/>	二零零七年第三季 Third Quarter 2007 (J35730703B0)	二零零七年十一月 November 2007	47.0	4.5	51.5		
<input type="checkbox"/>	二零零七年第四季 Fourth Quarter 2007 (J35730704B0)	二零零八年二月 February 2008	47.0	4.5	51.5		
合計 Total:							

本人現付上支票(編號：\_\_\_\_\_ )港幣\_\_\_\_\_元，購買上述刊物。(註：支票應予劃線，並註明支付「香港特別行政區政府」。)

I enclose a cheque (No. \_\_\_\_\_) of HK\$ \_\_\_\_\_ for the payment of the above order. (Note: The cheque should be crossed and made payable to "The Government of the Hong Kong Special Administrative Region" or "The Government of the HKSAR".)

**訂戶資料 Subscriber's Information**

姓名 Name: \_\_\_\_\_ 機構名稱 Name of organisation: \_\_\_\_\_  
 職銜 Title of post: \_\_\_\_\_ 地址 Address: \_\_\_\_\_  
 部門 Department: \_\_\_\_\_  
 電話 Tel.: \_\_\_\_\_  
 圖文傳真 Fax: \_\_\_\_\_ 日期 Date: \_\_\_\_\_

**機構主要業務類別 Major line of business of organisation:**

- |  |  |
|--|--|
| <input type="checkbox"/> 進口與出口貿易業 Import and export trade      | <input type="checkbox"/> 建造業 Construction                                    |
| <input type="checkbox"/> 零售貿易業 Retail trade                    | <input type="checkbox"/> 金融、保險及地產業 Financing, insurance and real estate      |
| <input type="checkbox"/> 製造業 Manufacturing                     | <input type="checkbox"/> 商用服務業 Business services                             |
| <input type="checkbox"/> 教育機構 Educational institution          | <input type="checkbox"/> 社區、社會及個人服務業 Community, social and personal services |
| <input type="checkbox"/> 其他 Others (請註明 Please specify): _____ |  |

**讀者類別 (可選多項) Readership (more than one choice allowed):**

- |   |   |
|---|---|
| <input type="checkbox"/> 經理 Manager                   | <input type="checkbox"/> 市場、推廣部人員 Marketing / promotional personnel |
| <input type="checkbox"/> 分析員、研究員 Analyst / researcher | <input type="checkbox"/> 教師、大專院校講師 Teaching staff / lecturer        |
| <input type="checkbox"/> 學生 Student                   | <input type="checkbox"/> 其他 Others (請註明 Please specify): _____      |

**訂戶類別 Type of subscriber:**

- |  |  |
|--|--|
| <input type="checkbox"/> 機構 Organisation | <input type="checkbox"/> 私人 Individual |
|--|--|

你是否願意收到本處其他刊物的推廣資料? Do you want to receive promotional materials of other publications of this department?

- |                                |                               |
|--------------------------------|-------------------------------|
| <input type="checkbox"/> 是 Yes | <input type="checkbox"/> 否 No |
|--------------------------------|-------------------------------|

註：(1) 外地的訂戶暫時無須付上支票，所需郵費將於收到訂購表格後另行通知。

Notes: For mailings to addresses outside Hong Kong, please do not send in a cheque now. The required postage will be advised upon receipt of order.

(2) 訂閱超過一本相同名稱及期號的刊物，請向政府新聞處查詢所需的本地郵費(電話：(852) 2842 8844 或(852) 2842 8845，圖文傳真：(852) 2598 7482)。

For subscription to multiple copies per issue with the same title, please consult the Information Services Department about the required local postage. (Tel.: (852) 2842 8844 or (852) 2842 8845, Fax: (852) 2598 7482).

你在表格上所提供的資料，只會用作辦理書刊訂購事宜，不會向任何和訂購無關的人士透露。如欲查看或更改所填報的資料，請與政府統計處的資料管理人員聯絡。地址：香港灣仔港灣道十二號灣仔政府大樓二十一樓。

The information provided herein will only be used for processing your order of publications and will not be disclosed to parties which are not involved in the subscription of these publications. You may seek access to or correction of the information by addressing your request to the Data Controlling Officer, Census and Statistics Department, 21/F Wanchai Tower, 12 Harbour Road, Wan Chai, Hong Kong.



# 本地生產總值統計特刊 — 本地生產總值的環比物量計算

## Special Report on Gross Domestic Product — Chain Volume Measures of Gross Domestic Product



➤ 本特刊介紹以環比物量計算的本地生產總值的概念及編製方法。本刊亦刊載截至二零零七年第二季採用按年重訂權數及環比連接法重新計算的本地生產總值物量計算的過往數列。

➤ This special report introduces the concepts and compilation method of the chain volume measures of GDP. It also presents the historical series of the volume measures of GDP up to the second quarter of 2007, recalculated based on the annually re-weighted chain linking approach.

有關獲取本刊物的方法，請參閱第A10頁。此外，本刊物的訂閱表格亦刊載於下頁。  
Please refer to page A10 for the means of obtaining this publication. A mail order form is also available on the following page for ordering the publication.



**郵購表格 (只適用於印刷版)**  
**本地生產總值統計特刊，二零零七年十月**  
**Mail Order Form (Applicable to print versions only)**  
**Special Report on Gross Domestic Product, October 2007**

致：香港灣仔港灣道十二號灣仔政府大樓二十二樓  
 政府統計處 國民收入統計組 (一) —  
 (電話：(852) 2582 5077 圖文傳真：(852) 2157 9295)

To : National Income Section (1)1  
 Census and Statistics Department  
 22/F Wanchai Tower  
 12 Harbour Road, Wan Chai, Hong Kong  
 (Tel. : (852) 2582 5077, Fax : (852) 2157 9295)

(港元 HK\$)

	每本售價 Price per copy	每本本地郵費 Local postage (1) & (2)	每本合計 Total price (a)	本數 Number of copies (b)	總計 Total amount (a) x (b)
本地生產總值統計特刊 Special Report on Gross Domestic Product (J69060700B0)	54.0	4.0	58.0		

本人現付上支票 (編號：\_\_\_\_\_ ) 港幣 \_\_\_\_\_ 元，購買上述刊物。(註：支票應予劃線，並註明支付「香港特別行政區政府」。)

I enclose a cheque (No. \_\_\_\_\_ ) of HK\$ \_\_\_\_\_ for the payment of the above order. (Note : The cheque should be crossed and made payable to "The Government of the Hong Kong Special Administrative Region" or "The Government of the HKSAR".)

**客戶資料 Customer's Information**

姓名 Name : \_\_\_\_\_ 機構名稱 Name of organisation : \_\_\_\_\_  
 職銜 Title of post : \_\_\_\_\_ 地址 Address : \_\_\_\_\_  
 部門 Department : \_\_\_\_\_  
 電話 Tel. : \_\_\_\_\_  
 圖文傳真 Fax : \_\_\_\_\_  
 日期 Date : \_\_\_\_\_

**機構主要業務類別 Major line of business of organisation :**

- 進口與出口貿易業 Import and export trade     建造業 Construction  
 零售貿易業 Retail trade     金融、保險及地產業 Financing, insurance and real estate  
 製造業 Manufacturing     商用服務業 Business services  
 教育機構 Educational institution     社區、社會及個人服務業 Community, social and personal services  
 其他 Others (請註明 Please specify) : \_\_\_\_\_

**讀者類別 Readership (可選多項 more than one choice allowed) :**

- 經理 Manager     市場、推廣部人員 Marketing / promotional personnel  
 分析員、研究員 Analyst / researcher     教師、大專院校講師 Teaching staff / lecturer  
 學生 Student     其他 Others (請註明 Please specify) : \_\_\_\_\_

**客戶類別 Type of customer :**

- 機構 Organisation     私人 Individual

你是否願意收到本處其他刊物的推廣資料？ Do you want to receive promotional materials of other publications of this department?

- 是 Yes     否 No


註：(1) 外地的訂戶暫時無須付上支票，所需郵費將於收到訂購表格後另行通知。  
 Notes : For mailings to addresses outside Hong Kong, please do not send in a cheque now. The required postage will be advised upon receipt of order.  
 (2) 訂購超過一本刊物，請向政府新聞處查詢所需的本地郵費(電話：(852) 2842 8844 或(852) 2842 8845，圖文傳真：(852) 2598 7482)。  
 For an order of multiple copies of the publication, please consult the Information Services Department about the required local postage.  
 (Tel. : (852) 2842 8844 or (852) 2842 8845, Fax : (852) 2598 7482).

你在表格上所提供的資料，只會用作辦理書刊訂購事宜，不會向任何和訂購無關的人士透露。如欲查看或更改所填報的資料，請與政府統計處的資料管理人員聯絡。地址：香港灣仔港灣道十二號灣仔政府大樓二十一樓。

The information provided herein will only be used for processing your order of publications and will not be disclosed to parties which are not involved in the processing. You may seek access to or correction of the information by addressing your request to the Data Controlling Officer, Census and Statistics Department, 21/F Wanchai Tower, 12 Harbour Road, Wan Chai, Hong Kong.

# 二零零七年版《香港統計年刊》

## 2007 Edition of Hong Kong Annual Digest of Statistics



本年刊是內容全面而方便參考的官方統計資料匯編。年刊載有約 300 個統計表，所涉及的題材廣泛，包括：

- ◆ 人口、出生、死亡、婚姻及家庭住戶
- ◆ 勞工
- ◆ 對外貿易
- ◆ 工業生產
- ◆ 商業
- ◆ 科技
- ◆ 土地、樓宇、建造及地產
- ◆ 房屋及物業
- ◆ 運輸、通訊、旅遊
- ◆ 政府收支、貨幣、金融
- ◆ 物價、食物供應
- ◆ 教育
- ◆ 衛生
- ◆ 社會福利
- ◆ 治安
- ◆ 文化、娛樂、康樂
- ◆ 環境、氣候、地理
- ◆ 國民收入及國際收支平衡

本年刊旨在提供有關香港社會及經濟發展各範疇的詳盡按年統計數列，所刊載的大部分數據是以 7 年為一組發表，即最近 6 年和對上第 11 年，以助讀者比較近年和過去 10 年期或兩個 5 年期的發展。有關年刊內統計資料的範圍和性質說明，以及用語的定義和概念的解釋，載於每章的「概念及定義」一節內。

有關獲取刊物（包括購買和免費下載）的方法，請參閱本月刊內第 A10 頁，此外，刊物的郵購表格亦刊載於第 A11 頁。For the means of obtaining the publication (including purchase and free download), please see page A10 of this Digest. A mail order form for the publication is also available on page A12.

The Annual Digest is a comprehensive and convenient collection of official statistics. It contains some 300 statistical tables on a wide range of topics, including :

- ◆ Population, Birth, Death, Marriage and Domestic Household
- ◆ Labour
- ◆ External Trade
- ◆ Industrial Production
- ◆ Commerce
- ◆ Science and Technology
- ◆ Land, Building, Construction and Real Estate
- ◆ Housing and Property
- ◆ Transport, Communications and Tourism
- ◆ Public Accounts, Money and Finance
- ◆ Prices and Food Supplies
- ◆ Education
- ◆ Health
- ◆ Social Welfare
- ◆ Law and Order
- ◆ Culture, Entertainment and Recreation
- ◆ Environment, Climate and Geography
- ◆ National Income and Balance of Payments

This publication aims to provide detailed annual statistical series on various aspects of the social and economic developments of Hong Kong. Most of the data are presented in respect of 7 years : the most recent 6 years and the last 11<sup>th</sup> year. This facilitates readers to compare the developments over the recent years and the 10-year or two 5-year intervals in the past. Descriptions of the scope and nature of the statistical data together with definitions of the terms and explanations of the concepts used in this Digest are provided in the “Concepts and Definitions” part in each chapter.

本刊亦於部分郵局（查詢熱線：(852) 2921 2222）及書店（即商務印書館及三聯書店）出售。

This publication is also available for sale at selected Post Offices (Enquiry hotline:(852) 2921 2222) and commercial bookstores, namely, The Commercial Press and Joint Publishing.

# 專業統計 服務市民

香港特別行政區政府  
政府統計處

香港

政府資訊中心 繁體純文字 簡體版 ENGLISH

搜尋  網頁指南

· 主頁

- 最新消息
- 關於我們
- 主要計劃、事項及發展
- 香港統計資料
- 新聞稿及記者招待會
- 產品及服務
- 傳媒專區
- 統計調查受訪者專區
- 貿易事宜專區
- 統計認知及學生專區
- 相關網址
- 服務台

二零零六年中期人口統計

香港統計數據書店

查閱貨物分類編號

重點提要

- **二零零五年十一月份的零售業銷售額臨時統計數字**  
二零零五年十一月份的零售業總銷售額的臨時估計為158億元，較上年同月上升4.2%。  
[更多資料](#)
- **《主題性住戶統計調查第二十四號報告書》出版**  
《主題性住戶統計調查第二十四號報告書》列載於二零零四年十一月至二零零五年一月期間進行的主題性住戶統計調查的結果，當中包括香港居民使用非專營巴士服務的情況及對《基本法》的認識等主題。  
[更多資料](#)
- **二零零五年九月工資及薪金總額統計數字**  
二零零五年九月的平均工資率，以名義工資指數計算，較上年同期上升0.8%。薪金總額統計方面，二零零五年第三季的就業人士名義平均薪金指數較上年同期上升3.2%。  
[更多資料](#)

RSS 按此獲取以RSS形式發放的最新提要  
[關於RSS](#)

人口、住戶及機構統計數字  
[關於觀看此地圖](#)

主要統計指標  
主要經濟及社會統計指標  
[更多資料](#)

香港統計資料

- 人口及生命事件
- 勞工
- 對外貿易
- 工業生產
- 商業
- 科技
- 土地、樓宇、建造及地產
- 房屋及物業
- 運輸、通訊及旅遊
- 政府收支、貨幣、金融
- 物價
- 教育
- 衛生
- 社會福利
- 治安
- 文化、娛樂、康樂
- 環境、氣候及地理
- 能源
- 國民收入及國際收支平衡
- 其他

香港經濟四個主要行業

社會專題研究

## 新增功能

- 按主題搜尋資料
- 地圖上的分區統計資料
- 查閱貿易貨物分類編號
- 以電子郵件及Really Simple Syndication (RSS)方式通知最新統計資訊
- 為學生、傳媒工作者、統計調查受訪者及進出口人士而設的專區

## 有關政府統計處網站

- 最新的經濟及社會統計資料及圖表
- 於新聞稿發布當天在網站查閱有關統計數據
- 香港官方統計資料的入門網站

請瀏覽政府統計處網頁  
[www.censtatd.gov.hk](http://www.censtatd.gov.hk)

# Quality Statistics to Serve the Community

**Census and Statistics Department**  
The Government of the Hong Kong Special Administrative Region

Government Information Centre | TEXT ONLY 繁體版 简体版 | SEARCH | SITE MAP

**Highlights**

- Provisional Statistics of Retail Sales for November 2005**  
The value of total retail sales in November 2005, provisionally estimated at \$15.8 billion, increased by 4.2% over a year earlier.  
[More :](#)
- Wage and Payroll Statistics for September 2005**  
The average wage rate, as measured by the wage index, rose by 0.8% in nominal terms in September 2005 over a year earlier. As for payroll, the index of payroll per person engaged increased by 3.2% in nominal terms in the third quarter of 2005 over a year earlier.  
[More :](#)
- Report on "External Direct Investment Statistics of Hong Kong 2004" now available on sale**  
The report contains detailed statistics including inward direct investment by investor country/territory; outward direct investment by recipient country/territory; opinions of direct investors on investment environment of Hong Kong and more detailed information on external direct investment in Hong Kong.  
[More :](#)

**RSS** To get future highlights in RSS format  
[About RSS](#)

**Hong Kong Statistics**

- Population and Vital Events
- Labour
- External Trade
- Industrial Production
- Commerce
- Science and Technology
- Land, Building, Construction and Real Estate
- Housing and Property
- Transport, Communications and Tourism
- Public Accounts, Money and Finance
- Prices
- Education
- Health
- Social Welfare
- Law and Order
- Culture, Entertainment and Recreation
- Environment, Climate and Geography
- Energy
- National Income and Balance of Payments
- Others

**2006 Population By-census**

**Statistical Bookstore**

**Searching Commodity Codes**

**Population, Household and Establishment Statistics**  
[About Viewing this Map](#)

**Key Indicators**  
Key Economic & Social Indicators  
[More..](#)

Four Key Industries in HK Economy  
Social Topics Studies

## New Features

- Information searching by theme
- District statistics on maps
- Trade commodity code searching
- Notification of latest statistics through e-mail and Really Simple Syndication (RSS) tool
- Dedicated corners for students, media workers, survey respondents and importers/exporters

## About C&SD Website

- Latest economic and social statistics and charts
- Press releases available on day of release
- Portal site for Hong Kong official statistics

Please visit  
**www.censtatd.gov.hk**