

# 香港統計月刊

## Hong Kong Monthly Digest of Statistics

二零一零年一月

January 2010

**專題文章**

*Feature Article*

闡釋香港的整體國際收支和儲備資產

Interpreting the Overall Balance of Payments  
and Reserve Assets of Hong Kong

## 闡釋香港的整體國際收支和儲備資產

### Interpreting the Overall Balance of Payments and Reserve Assets of Hong Kong

國際收支平衡統計數字，對貨幣和金融事務監察，以及本地及國際間不同範疇的政策審議方面，均非常重要。當分析國際收支平衡表的時候，通常首先是着眼於整體國際收支。整體國際收支是經常帳差額和非儲備性質的資本及金融帳淨值的總和，加以淨誤差及遺漏所得出。換言之，整體國際收支反映儲備資產的交易變化。因此，分析整體國際收支及儲備資產的交易淨值應一併進行。

本文簡略解釋整體國際收支的含義及其對評估對外收支情況的闡釋，以及介紹香港在過去十年整體國際收支和儲備資產的要點。

Balance of Payments (BoP) statistics are important for monetary and financial monitoring and policy deliberations in different areas in both local and international contexts. In analysing the BoP account, the first glance is often at the overall balance of payments (or overall BoP balance). The overall BoP balance represents the sum of balances of the current account and the non-reserve portion of the capital and financial account, plus net errors and omissions. In other words, the overall BoP balance is the mirror image of transaction changes in reserve assets. Hence, the analysis and interpretation of the overall BoP balance and that of the net transactions of reserve assets should be taken together.

This article briefly explains the conceptual meaning of the overall BoP balance and its interpretation in assessing the external payment conditions. It also presents salient features of the overall BoP balance and reserve assets of Hong Kong in the past decade.

如對本文有任何查詢，請致電政府統計處國際收支平衡統計組(一)一 (電話：2116 8660)。

If you have any enquiries about this article, please call Balance of Payments Section (1)1, Census and Statistics Department (Tel. : 2116 8660).

# 闡釋香港的整體國際收支和儲備資產

## Interpreting the Overall Balance of Payments and Reserve Assets of Hong Kong

### 1. 引言

1.1 國際收支平衡統計數字，對貨幣和金融事務監察，以及本地及國際間不同範疇的政策審議方面，均非常重要。這些數據亦提供客觀的基礎以判斷一個經濟體系的經濟狀況，以及評估其金融系統的健全性。國際收支平衡數據不單是商業及投資決策的重要元素，亦有助於對一個經濟體系進行不同角度的宏觀經濟分析。

1.2 當分析國際收支平衡表的時候，通常首先是着眼於整體國際收支。整體國際收支是經常帳差額和非儲備性質的資本及金融帳淨值的總和，加以淨誤差及遺漏所得出。換言之，整體國際收支反映儲備資產的交易變化。因此，分析整體國際收支及儲備資產的交易淨值應一併進行。

1.3 本文簡略解釋整體國際收支的含義及其對評估對外收支情況的闡釋，以及介紹香港在過去十年整體國際收支和儲備資產的要點。

### 2. 整體國際收支概念

2.1 國際收支平衡表是有系統地載錄在指定期間內，某經濟體系與世界各地的各類經濟交易的統計表。完整的國際收支平衡表包括以下兩個主要核算帳：(甲) 經常帳；及(乙) 資本及金融帳。

### 1. Introduction

1.1 Balance of Payments (BoP) statistics are important for monetary and financial monitoring and policy deliberations in different areas in both local and international contexts. Such data also provide an objective basis for gauging the economic situation and in assessing the financial soundness of an economy. Not only are BoP data crucial elements for many business and investment decisions, but they also facilitate macroeconomic analysis of different aspects of an economy.

1.2 In analysing the BoP account, the first glance is often at the overall balance of payments (or overall BoP balance). The overall BoP balance represents the sum of balances of the current account and the non-reserve portion of the capital and financial account, plus net errors and omissions (NEO). In other words, the overall BoP balance is the mirror image of transaction changes in reserve assets. Hence, the analysis and interpretation of the overall BoP balance and that of the net transactions of reserve assets should be taken together.

1.3 This article briefly explains the conceptual meaning of the overall BoP balance and its interpretation in assessing the external payment conditions. It also presents the salient features of the overall BoP balance and reserve assets of Hong Kong in the past decade.

### 2. Concept of the Overall BoP Balance

2.1 A BoP account is an integrated statistical statement that systematically summarises, for a specific time period, the economic transactions of an economy with the rest of the world. A complete BoP account comprises two broad accounts: (a) the current account; and (b) the capital and financial account.

2.2 根據複式記帳制，每項交易均由相反符號而價值相等的兩項帳目（貸方（+）及借方（-））所代表。原則上，貸方帳目之總和與借方帳目之總和應該是相等的。換句話說，所有貸方和借方帳目的淨總和應相等於零。這意味着國際收支平衡表內所有支出及收入應該是相等的。

2.3 但實際上，由於資料須透過很多不同的來源和方法搜集，貸方和借方帳目不能完全相等。這個統計差異便須加進一個餘額項目，以反映平衡表的淨誤差及遺漏。

2.4 當分析國際收支平衡表時，可在國際收支平衡表上劃上一條橫線，將帳項分成兩組——一組在線上而另一組則在線下，便得到國際交易的差額，以便分析國際收支平衡表中不同組別項目的聯繫及相互關係。所劃的橫線越低，被包括在線上的差額的國際交易會越多。根據上述的複式記帳制，在線上及線下的差額會是相反符號而價值相等。「淨貸方」的差額傳統上稱為“盈餘”；而「淨借方」則稱為“赤字”。因此，若說某經濟體系的國際收支平衡是赤字或盈餘，其必涉及平衡表內某些特定的交易組別。

2.5 以下是一些常見的盈餘或赤字差額項目：經常帳差額，有形貿易（貨物貿易）差額，無形貿易（服務貿易）差額，或以上各項及其他國際交易的任何組合。舉例說，經常帳的盈餘／赤字應有等值的資本及金融帳的赤字／盈餘，加以淨誤差及遺漏。

2.2 Based on the double-entry accounting system, every transaction is represented by two entries, a credit (+) and a debit (-), with equal value but opposite sign. In principle, the sum of all credit entries should always equal to the sum of all debit entries. In other words, the net sum of all credit and debit entries should always add up to zero. That means the values of all payments and receipts in the BoP account should always be in balance.

2.3 In practice, however, the credit and debit entries do not balance exactly as data are collected from different sources and methods. This statistical discrepancy is thus reflected by NEO, which is the amount needed to bring the credit and the debit sides of the statement back to equality.

2.4 In analysing the BoP account, a net balance of international transactions may be obtained by drawing a line horizontally to divide the BoP statement into two groups of items – one above the line and the other below the line. This enables the analysis of linkages and interrelationship of different groups of items in the BoP account. The lower the line is drawn, the more inclusive the net balance above the line becomes. The net balance of the items above the line will always be numerically equal, but opposite in sign, to the net balance of the items below the line, due to the double-entry accounting principle described earlier. A net credit of these balances is conventionally termed a “surplus” while a net debit a “deficit”. Thus, the statement that an economy has a deficit or surplus in its “balance of payments” must refer to some specified group of transactions.

2.5 It is common to refer to a surplus or deficit in any of the following net balances: current account balance, visible trade (trade in goods) balance, invisible trade (trade in services) balance, or any combination of these or other international transactions. For example, a surplus/deficit in the current account balance should correspond to an equivalent deficit/surplus in the capital and financial account balance, plus NEO.

2.6 同樣，若將橫線僅畫在儲備資產之上，在線上的差額將代表經常帳和資本及金融帳內的非儲備部分的所有項目，加以淨誤差及遺漏的總和，便是整體國際收支。在線下的差額，即儲備資產，便會與線上數值的差額相等而符號相反。因此，整體國際收支反映儲備資產的交易變化。

2.7 如整體國際收支錄得 10 億元盈餘（貸方），這意味着儲備資產增加了 10 億元（借方）。因此，分析整體國際收支及儲備資產的交易淨值應一併進行。

### 3. 對整體國際收支的闡釋

3.1 整體國際收支概括了在一個特定期間內進入或離開香港的資金流動。整體國際收支盈餘意指香港在進行貨物、服務、收益及資產的對外交易，以及在對外轉移中，所收取的外匯比支付的多。換言之，整體國際收支盈餘反映在該期間從世界各地的資金淨流入。相反，整體國際收支赤字表示支付的外匯比收取的多及反映在期間的資金淨流出。然而，由於整體國際收支涵蓋的交易廣泛，在闡釋國際收支平衡表時，應對其內容（即在橫線上的組成部分）作詳細的研究。

3.2 儲備資產是指一個經濟體系的金融當局可直接用來支付對外收支的不平衡，及用於干預外匯市場以影響該經濟體系的匯率，從而間接調節該等收支不平衡的對外資產。

2.6 Similarly, by drawing a line just above reserve assets, the net balance above the line would represent the sum of all entries of the current account and the non-reserve portion of the capital and financial account plus NEO, which is the overall BoP balance. The balance below the line, which is reserve assets, would be equal in value but in opposite sign to that above the line. The overall BoP balance is thus the mirror image of transaction changes in reserve assets.

2.7 For example, if there is a surplus in the overall BoP balance of \$1 billion (credit), it means that reserve assets have been increased by \$1 billion (debit). Hence, the analysis and interpretation of the overall BoP balance and that of the net transactions of reserve assets should be taken together.

### 3. Interpretation of the Overall BoP Balance

3.1 The overall BoP balance summarises the flow of funds from, or to Hong Kong for a reference period. An overall BoP surplus means that Hong Kong receives more foreign currencies than it pays in external transactions in goods, services, income and assets, as well as in external transfers. In other words, a BoP surplus reflects an overall net inflow of funds from the rest of the world during the period. Conversely, an overall BoP deficit means that Hong Kong pays more foreign currencies than it receives in external transactions, and reflects an overall net outflow of funds to the rest of the world during the period. Nevertheless, since the overall BoP covers a wide range of transactions, its contents (the above-the-line components) should be thoroughly studied as well when interpreting the BoP account.

3.2 Reserve assets consist of external assets that are readily available to and effectively controlled by the monetary authorities of an economy for directly financing payment imbalances and for indirectly regulating the magnitude of such imbalances through intervention in the foreign exchange markets to affect the currency exchange rate of that economy.

3.3 儲備資產交易在傳統上被認為是調節交易，運用外幣支付經常帳和非儲備性質的資本及金融帳內所有自主交易的淨結餘。這些交易也反映了由整體國際收支盈餘／赤字引致外幣（兌換本地貨幣）的供應／需求過剩時，官方爲了穩定匯率而對外匯市場作出的干預。

3.4 然而，儲備資產變動淨值亦反映了現今經濟體系對儲備資產的積極管理，以及爲達致不同政策目標的其他自主交易。例如，將財政盈餘轉化爲對外資產是影響香港儲備資產活動的其中一個原因。自一九七六年開始，庫務署便將財政儲備轉撥到外匯基金以兌換爲有息債務證明書。庫務署可隨時按需要運用這些儲備以應付政府一般收入帳目所需。

#### 4. 一九九九年至二零零八年整體國際收支及儲備資產要點

4.1 表一顯示一九九九年至二零零八年按標準組成部分劃分的香港國際收支平衡表。除二零零二年外，香港的整體國際收支於一九九九年至二零零八年均錄得盈餘。儲備資產於各錄得盈餘的年份相應增加同樣數額。

3.3 Transactions in reserve assets are traditionally considered to be accommodating transactions, conducted by using foreign currencies to finance the net effect of all autonomous transactions in the current account and the capital and financial (non-reserve assets) account. These transactions also reflect official intervention in foreign exchange markets to stabilise the exchange rate of domestic currency when excess supply/demand of foreign currencies (traded against domestic currency) arises together with an overall BoP surplus/deficit.

3.4 Nevertheless, net changes of reserve assets in a modern economy may also reflect active management of reserve assets and other autonomous transactions for achieving various policy objectives. For instance, the conversion of fiscal surpluses into foreign assets is one of the factors influencing movements of reserve assets in Hong Kong. Since 1976, the Treasury has begun to transfer fiscal reserves to the Exchange Fund in exchange for interest-bearing debt certificates. These reserves are repaid to the Treasury as and when required to meet the obligations of the General Revenue.

#### 4. Salient Features of the Overall BoP Balance and Reserve Assets, 1999 to 2008

4.1 Table 1 shows Hong Kong's BoP account analysed by standard component from 1999 to 2008. Overall BoP surpluses were generally recorded during the period 1999 to 2008, except 2002. Reserve assets correspondingly increased by the same amount in the years where overall BoP surpluses were recorded.

4.2 儲備資產的積存是經常帳和非儲備性質的資本及金融帳不同組合的結果。例如，經常帳盈餘(+)和非儲備性質的資本及金融帳淨流入(+)的組合必定能產生儲備資產的積存(-)。此外，經常帳盈餘(+)和非儲備性質的資本及金融帳的淨流出(-)的組合，只要經常帳盈餘大過非儲備性質的資本及金融帳的淨流出，亦能產生儲備資產的積存(-)。同樣，如非儲備性質的資本及金融帳的淨流入較經常帳赤字為大，經常帳赤字(-)和非儲備性質的資本及金融帳的淨流入(+)的組合亦能產生儲備資產的積存(-)。

4.3 除二零零二年外，一九九九年至二零零八年期間，香港均錄得整體國際收支盈餘。在橫線以上的組成部分的檢查顯示，所有整體國際收支盈餘均有經常帳盈餘的特徵。不過，在該期間的非儲備性質的資本及金融帳的活動則顯示出不同的情況。(圖一)

4.4 以下將對錄得相對顯著的整體國際收支盈餘的二零零七年和二零零八年作對比。

4.5 二零零七年的整體國際收支錄得 1,145 億元盈餘(相當於本地生產總值的 7.1%)。這是由於經常帳的 1,992 億元盈餘(相當於本地生產總值的 12.3%)被非儲備性質的資本及金融帳的 1,447 億元淨流出(相當於本地生產總值的 9.0%)部分抵銷。淨流出主要是由於金融資產的淨獲得(流出)較債務的淨產生(流入)為大，尤其是其他投資。

4.2 The accumulation of reserve assets can reflect different patterns in the current account and the capital and financial (non-reserve assets) account. For example, a current account surplus (+) combined with a net inflow (+) in the capital and financial (non-reserve assets) account can result in the accumulation of reserve assets (-). Besides, a current account surplus (+) combined with a net outflow (-) in the capital and financial (non-reserve assets) account can also result in the accumulation of reserve assets (-), provided that the current account surplus is more than compensating the net outflow in the capital and financial (non-reserve assets) account. Similarly, a current account deficit (-) combined with a net inflow (+) in the capital and financial (non-reserve assets) account can as well result in the accumulation of reserve assets (-), if the net inflow in the capital and financial (non-reserve assets) account is larger than the current account deficit.

4.3 For the overall BoP surpluses of Hong Kong recorded during the period 1999 to 2008, except 2002, an examination of the above-the-line components revealed that all these BoP surpluses were characterised by current account surpluses. Nevertheless, different patterns in the capital and financial (non-reserve assets) account were observed in this period. (Chart 1)

4.4 Take 2007 and 2008, in which relatively significant BoP surpluses were registered, as two contrasting examples below.

4.5 In 2007, an overall BoP surplus of \$114.5 billion (at 7.1% of GDP) was recorded. This was attributable to a current account surplus of \$199.2 billion (at 12.3% of GDP), partly offset by a net outflow of capital and financial non-reserve assets of \$144.7 billion (at 9.0% of GDP). The net outflow was mainly due to a net acquisition of financial assets (outflow) which was larger than a net incurrence of liabilities (inflow), particularly for other investment.

4.6 二零零八年的整體國際收支錄得 2,639 億元盈餘（相當於本地生產總值的 15.7%）。這是由於經常帳的 2,392 億元盈餘（相當於本地生產總值的 14.3%）加上非儲備性質的資本及金融帳的 327 億元淨流入（相當於本地生產總值的 2.0%）所引致。淨流入主要是由於金融資產的淨拋售（流入）比債務的淨償還（流出）為大，尤其是其他投資。

4.7 本港國際收支平衡表內有關儲備資產的數字反映香港金融管理局所管理外匯儲備資產的淨變動。外匯儲備資產變動淨值與國際收支平衡大致相若。它們的差別只在於計算價值的改變（即價格變動及匯率變動）及分類重組的效果。

4.8 外匯儲備資產頭寸從一九九九年的 7,482 億元（相當於本地生產總值的 59.1%）增加至二零零八年的 14,147 億元（相當於本地生產總值的 84.4%）。二零零七年的顯著增加是由於香港特別行政區政府的財政儲備及未償還的外匯基金票據和債券增加。而二零零八年的積存主要是銀行體系的總結餘及未償還的外匯基金票據和債券增加所致。這些外匯基金的負債及其他負債的擴張使儲備資產相應增加。（圖二）

4.6 In 2008, an overall BoP surplus of \$263.9 billion (at 15.7% of GDP) was recorded. This was attributable to a current account surplus of \$239.2 billion (at 14.3% of GDP), plus a net inflow of capital and financial non-reserve assets of \$32.7 billion (at 2.0% of GDP). The net inflow was mainly contributed by a net disposal of financial assets (inflow) which was larger than a net repayment of liabilities (outflow), particularly for other investment.

4.7 The change in reserve assets in the BoP account reflects the net change in Hong Kong's foreign currency reserve assets, which come under the management of the Hong Kong Monetary Authority. The change in foreign currency reserve assets corresponds closely to the change in the overall BoP balance. The difference between the change in foreign currency reserve assets and the change in the overall BoP balance was due to the effects of valuation changes (including price changes and exchange rate changes) and reclassifications.

4.8 The position of foreign currency reserve assets increased from \$748.2 billion (at 59.1% of GDP) at end 1999 to \$1,414.7 billion (at 84.4% of GDP) at end 2008. A significant accumulation of reserve assets was recorded in 2007 and 2008. The significant increase in 2007 was largely attributable to an increase in fiscal reserves of the HKSAR government and the outstanding Exchange Fund Bills and Notes, while for 2008, the accumulation was mainly due to an increase in the Aggregate Balance of the banking sector and the outstanding Exchange Fund Bills and Notes. The expansion of these Exchange Fund's liabilities and other liabilities contributed to the corresponding accumulation of reserve assets. (Chart 2)



表一 一九九九年至二零零八年的國際收支平衡表  
Table 1 Balance of Payments Account, 1999 to 2008

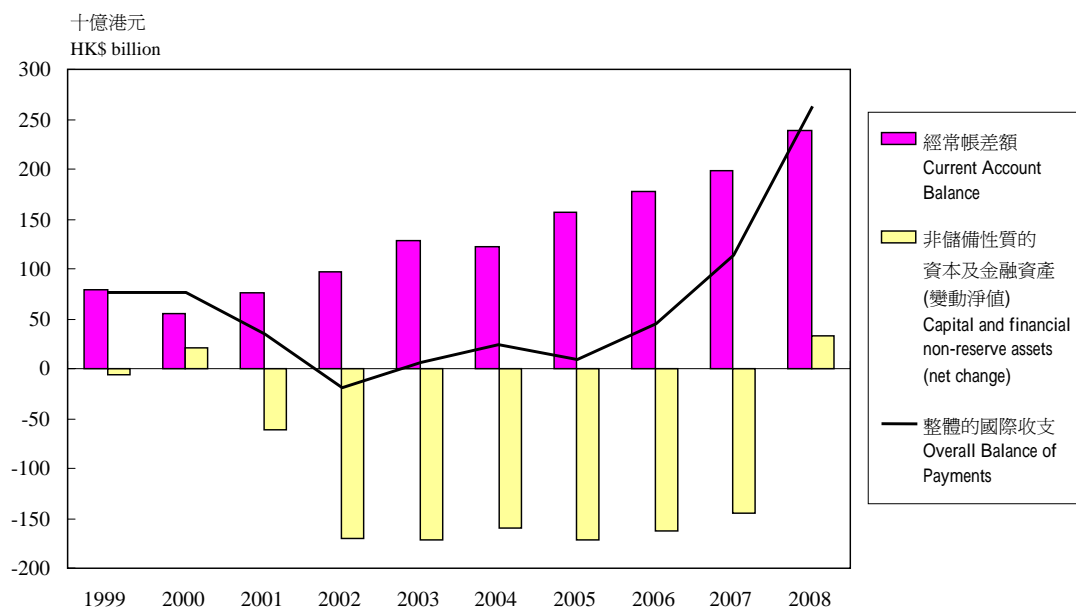
百萬港元  
HK\$ million

標準組成部分 Standard component	1999	2000	2001	2002	2003	2004	2005	2006	2007	2008
<b>經常帳</b> Current Account	79,535	54,494	76,315	96,800	128,240	122,512	156,933	178,166	199,160	239,154
貨物 Goods	-24,501	-63,832	-64,970	-39,406	-44,970	-72,514	-59,347	-108,983	-153,672	-180,091
服務 Services	91,211	122,585	126,619	145,342	159,020	187,077	231,157	277,154	328,488	361,794
收益 Income	24,768	8,754	28,543	5,652	28,491	23,410	1,648	27,348	44,437	83,306
經常轉移 Current transfers	-11,943	-13,013	-13,878	-14,787	-14,301	-15,461	-16,524	-17,353	-20,093	-25,855
<b>資本及金融帳</b> Capital and Financial Account	-83,374	-57,863	-97,359	-151,179	-179,086	-184,640	-182,431	-209,935	-259,247	-231,162
非儲備性質的資本及 金融資產 (變動淨值) Capital and financial non- reserve assets (net change)	-5,507	20,459	-60,829	-169,720	-171,497	-159,155	-171,752	-163,199	-144,749	32,707
資本轉移 Capital transfers	-13,812	-12,044	-9,155	-15,686	-8,292	-2,561	-4,939	-2,900	10,338	16,393
非儲備性質的 金融資產 (變動淨值) Financial non-reserve assets (net change)	8,305	32,503	-51,674	-154,033	-163,205	-156,594	-166,812	-160,300	-155,086	16,314
直接投資 Direct investment	40,511	19,976	96,948	-60,685	63,372	-91,038	49,996	635	-52,577	70,393
有價證券投資 Portfolio investment	256,812	190,782	-322,045	-302,484	-264,619	-306,368	-245,017	-207,879	-21,452	-295,148
金融衍生工具 Financial derivatives	79,225	1,661	39,640	51,563	78,288	44,319	30,502	25,925	43,534	63,338
其他投資 Other investment	-368,243	-179,917	133,783	157,573	-40,247	196,492	-2,294	21,019	-124,592	177,732
儲備資產 (變動淨值) Reserve assets (net change)	-77,867	-78,321	-36,530	18,541	-7,589	-25,486	-10,679	-46,735	-114,498	-263,869
淨誤差及遺漏 Net errors and omissions	3,839	3,369	21,044	54,379	50,846	62,128	25,498	31,769	60,087	-7,992
<b>整體的國際收支</b> Overall Balance of Payments	77,867 (盈餘) (in surplus)	78,321 (盈餘) (in surplus)	36,530 (盈餘) (in surplus)	-18,541 (赤字) (in deficit)	7,589 (盈餘) (in surplus)	25,486 (盈餘) (in surplus)	10,679 (盈餘) (in surplus)	46,735 (盈餘) (in surplus)	114,498 (盈餘) (in surplus)	263,869 (盈餘) (in surplus)

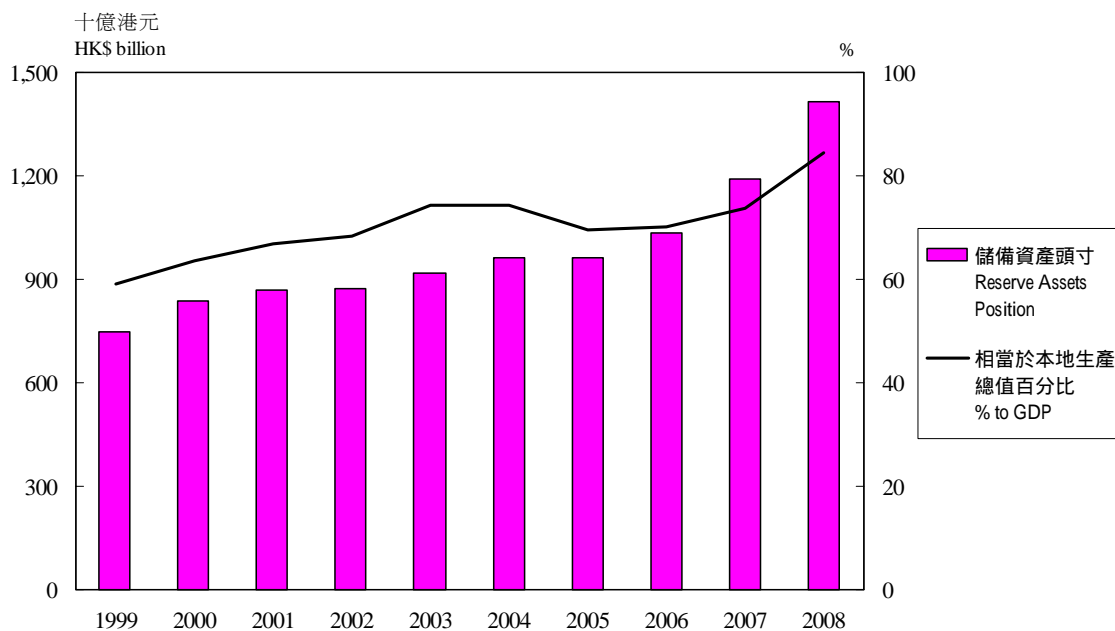
相當於本地生產總值百分比  
% to GDP

標準組成部分 Standard component	1999	2000	2001	2002	2003	2004	2005	2006	2007	2008
<b>經常帳</b> Current Account	6.3	4.1	5.9	7.6	10.4	9.5	11.4	12.1	12.3	14.3
貨物 Goods	-1.9	-4.8	-5.0	-3.1	-3.6	-5.6	-4.3	-7.4	-9.5	-10.7
服務 Services	7.2	9.3	9.7	11.4	12.9	14.5	16.7	18.8	20.3	21.6
收益 Income	2.0	0.7	2.2	0.4	2.3	1.8	0.1	1.9	2.8	5.0
經常轉移 Current transfers	-0.9	-1.0	-1.1	-1.2	-1.2	-1.2	-1.2	-1.2	-1.2	-1.5
<b>資本及金融帳</b> Capital and Financial Account	-6.6	-4.4	-7.5	-11.8	-14.5	-14.3	-13.2	-14.2	-16.0	-13.8
非儲備性質的資本及 金融資產 (變動淨值) Capital and financial non- reserve assets (net change)	-0.4	1.6	-4.7	-13.3	-13.9	-12.3	-12.4	-11.1	-9.0	2.0
資本轉移 Capital transfers	-1.1	-0.9	-0.7	-1.2	-0.7	-0.2	-0.4	-0.2	0.6	1.0
非儲備性質的 金融資產 (變動淨值) Financial non-reserve assets (net change)	0.7	2.5	-4.0	-12.1	-13.2	-12.1	-12.1	-10.9	-9.6	1.0
直接投資 Direct investment	3.2	1.5	7.5	-4.8	5.1	-7.0	3.6	0.0	-3.3	4.2
有價證券投資 Portfolio investment	20.3	14.5	-24.8	-23.7	-21.4	-23.7	-17.7	-14.1	-1.3	-17.6
金融衍生工具 Financial derivatives	6.3	0.1	3.1	4.0	6.3	3.4	2.2	1.8	2.7	3.8
其他投資 Other investment	-29.1	-13.7	10.3	12.3	-3.3	15.2	-0.2	1.4	-7.7	10.6
儲備資產 (變動淨值) Reserve assets (net change)	-6.1	-5.9	-2.8	1.5	-0.6	-2.0	-0.8	-3.2	-7.1	-15.7
淨誤差及遺漏 Net errors and omissions	0.3	0.3	1.6	4.3	4.1	4.8	1.8	2.2	3.7	-0.5
<b>整體的國際收支</b> Overall Balance of Payments	6.1	5.9	2.8	-1.5	0.6	2.0	0.8	3.2	7.1	15.7

圖一 一九九九年至二零零八年整體的國際收支  
 Chart 1 Overall Balance of Payments, 1999 to 2008



圖二 一九九九年至二零零八年的儲備資產頭寸  
 Chart 2 Reserve Assets Position, 1999 to 2008



## 二零一零年一月刊載的專題文章目錄

List of Feature Articles Published during January 2010

月份	文章題目	Month	Title of Article
1	(i) 對外直接投資統計	1	(i) External direct investment statistics
	(ii) 闡釋香港的整體國際收支和儲備資產		(ii) Interpreting the overall balance of payments and reserve assets of Hong Kong

**二零一零年二月至五月**  
**政府統計處定期性統計數據發布日期一覽表**  
**Schedule for Issuing Regular Releases of Statistical Data by**  
**the Census and Statistics Department, February to May 2010**

每年九月底，本處會向傳媒公布翌年定期性統計數據新聞發布的詳細時間表。本附錄載列未來四個月的發布日期。數據於發布日期下午四時三十分向傳媒公布。有關的新聞公布於稍後時間載列於政府統計處的網站上 (www.censtatd.gov.hk)。發布日期下午四時三十分後致電本處，亦可查詢有關統計數據。

The date schedule for issuing regular press releases of statistical data in the ensuing year is issued to the mass media in end September of each year. This Annex gives the schedule for the coming four months. Data are issued to the media at 4:30 p.m. on the date of release. The press releases are posted shortly afterwards on the Department's website (www.censtatd.gov.hk). Telephone enquiries may also be made to the Department after 4:30 p.m. on the release date.

統計數據 Statistical Data	發布日期 (日/月/年) Release Date (DD/MM/YYYY)
<b>人口統計</b> <b>Population Statistics</b>	
1. 二零零九年年底人口數字 <i>查詢電話 Enquiry Telephone Number</i> 2716 8044	Year-end Population for 2009 11.02.2010
<b>勞工統計</b> <b>Labour Statistics</b>	
1. 失業及就業不足統計 二零零九年十一月至二零一零年一月 二零零九年十二月至二零一零年二月 二零一零年一月至三月 二零一零年二月至四月 <i>查詢電話 Enquiry Telephone Number</i> 2887 5506	Unemployment and Underemployment Statistics November 2009 to January 2010 December 2009 to February 2010 January to March 2010 February to April 2010 18.02.2010 18.03.2010 20.04.2010 18.05.2010
2. 就業及職位空缺統計 二零零九年十二月 <i>查詢電話 Enquiry Telephone Number</i> 2582 4751	Employment and Vacancies Statistics December 2009 22.03.2010
3. 薪金總額及工資統計 二零零九年第四季 <i>查詢電話 Enquiry Telephone Number</i> 2887 5584	Payroll and Wage Statistics 4th Quarter 2009 25.03.2010
<b>對外貿易統計</b> <b>External Trade Statistics</b>	
1. 對外商品貿易統計 二零一零年一月 二零一零年二月 二零一零年三月 二零一零年四月 <i>查詢電話 Enquiry Telephone Number</i> 2582 4914	External Merchandise Trade Statistics January 2010 February 2010 March 2010 April 2010 25.02.2010 25.03.2010 27.04.2010 27.05.2010
2. 對外商品貿易貨量及價格統計 二零零九年十二月 二零一零年一月 二零一零年二月 二零一零年三月 <i>查詢電話 Enquiry Telephone Number</i> 2582 4914	Volume and Price Statistics of External Merchandise Trade December 2009 January 2010 February 2010 March 2010 11.02.2010 18.03.2010 20.04.2010 13.05.2010

## 對外貿易統計 (續)

### External Trade Statistics (cont'd)

3	船隻、港口貨物及貨櫃統計 二零零九年第四季 查詢電話 Enquiry Telephone Number 2582 4889	Statistics on Vessels, Port Cargo and Containers 4th Quarter 2009	08.03.2010
4.	涉及外發中國內地加工貿易統計 二零零九年第四季 查詢電話 Enquiry Telephone Number 2582 5255	Statistics on Trade Involving Outward Processing in the Mainland of China 4th Quarter 2009	18.03.2010

## 物價統計

### Price Statistics

1.	消費物價指數 二零一零年一月 二零一零年二月 二零一零年三月 二零一零年四月 查詢電話 Enquiry Telephone Number 2805 6401	Consumer Price Index January 2010 February 2010 March 2010 April 2010	23.02.2010 22.03.2010 22.04.2010 20.05.2010
----	---	---	--

## 國民收入及國際收支平衡統計

### National Income and Balance of Payments Statistics

1.	本地生產總值 二零零九年第四季 <sup>(1)</sup> 二零一零年第一季 <sup>(2)</sup> 查詢電話 Enquiry Telephone Number 2582 4787	Gross Domestic Product 4th Quarter 2009 <sup>(1)</sup> 1st Quarter 2010 <sup>(2)</sup>	24.02.2010 14.05.2010
2.	以環比物量計算按經濟活動劃分的本地生產總值 二零零九年第四季 查詢電話 Enquiry Telephone Number 2116 5188	Chain Volume Measures of Gross Domestic Product by Economic Activity 4th Quarter 2009	19.03.2010
3.	本地居民生產總值及對外要素收益流動數字 二零零九年第四季 查詢電話 Enquiry Telephone Number 2116 5101	Gross National Product and External Factor Income Flows 4th Quarter 2009	15.03.2010

註： (1) 二零零九年第四季及二零零九年全年的本地生產總值會連同其他輔助文件，在財政司司長宣讀《財政預算案演辭》當日公布。而根據財政司司長辦公室所提供的資料，財政預算案將於二零一零年二月廿四日公布。政府統計處不會在當日就二零零九年第四季及二零零九年全年的本地生產總值另發新聞稿。

(2) 財政司司長辦公室轄下的經濟分析及方便營商處的經濟分析部發布有關二零一零年第一季經濟報告及二零一零年全年本地生產總值暨物價預測第一次修訂的新聞稿時，二零一零年第一季本地生產總值亦於該新聞稿中發布。政府統計處不會在當日就二零一零年第一季的本地生產總值另發新聞稿。

Notes: (1) The Gross Domestic Product (GDP) for the fourth quarter of 2009 and the whole year of 2009 together with other supporting materials will be released along with the Financial Secretary's Budget Speech. According to the Financial Secretary's Office, the budget speech is scheduled to be delivered on 24 February 2010. No separate press release on the GDP for the fourth quarter of 2009 and the whole year of 2009 will be issued by the Census and Statistics Department on that day.

(2) The Economic Analysis Division of the Economic Analysis and Business Facilitation Unit under the Financial Secretary's Office will issue a press release on the First Quarter Economic Report 2010 and first update of GDP and prices forecasts for 2010 as a whole. The GDP for the first quarter of 2010 will also be released there. No separate press release on the GDP for the first quarter of 2010 will be issued by the Census and Statistics Department on that day.

---

**國民收入及國際收支平衡統計 (續)**

**National Income and Balance of Payments Statistics (cont'd)**

4.	國際收支平衡統計 二零零九年第四季 查詢電話 Enquiry Telephone Number	Balance of Payments Statistics 4th Quarter 2009 2116 8660	22.03.2010
5.	國際投資頭寸統計 二零零九年 查詢電話 Enquiry Telephone Number	International Investment Position Statistics 2009 2116 8660	29.04.2010

---

**其他各類統計**

**Various Other Types of Statistics**

1.	零售業銷貨額統計 二零零九年十二月 二零一零年一月 二零一零年二月 二零一零年三月 查詢電話 Enquiry Telephone Number	Retail Sales Statistics December 2009 January 2010 February 2010 March 2010 2802 1367	01.02.2010 04.03.2010 30.03.2010 03.05.2010
2.	工業生產指數和工業生產者價格指數 二零零九年第四季 查詢電話 Enquiry Telephone Number	Index of Industrial Production and Producer Price Indices for the Industrial Sector 4th Quarter 2009 2805 6641	12.03.2010
3.	建造工程完成量統計 二零零九年第四季 查詢電話 Enquiry Telephone Number	Construction Output Statistics 4th Quarter 2009 2805 6424	12.03.2010
4.	食肆的收入及購貨額統計 二零零九年第四季 二零一零年第一季 查詢電話 Enquiry Telephone Number	Restaurant Receipts and Purchases Statistics 4th Quarter 2009 1st Quarter 2010 2802 1367	01.02.2010 03.05.2010
5.	服務行業按季業務收益指數 二零零九年第四季 查詢電話 Enquiry Telephone Number	Quarterly Business Receipts Indices for Service Industries 4th Quarter 2009 2802 1269	11.03.2010
6.	按季業務展望統計調查結果 二零一零年第二季 查詢電話 Enquiry Telephone Number	Results of the Quarterly Business Tendency Survey 2nd Quarter 2010 2805 6112	23.04.2010

---

名稱	Title	最新期號(1)	印刷版售價(港元)	
			不包括郵費 Not Including Postage	連本地郵費 Including Local Postage
<b>綜合性統計刊物</b>				
<b>General Statistical Digests</b>				
香港經濟趨勢 (半月刊)	Hong Kong Economic Trends ( <i>half-monthly</i> )	31/12/2009	13.0	16.0
香港統計月刊	Hong Kong Monthly Digest of Statistics	12/2009	142.0	158.5
香港統計年刊 (3)	Hong Kong Annual Digest of Statistics (3)	2009	214.0	242.0
香港社會及經濟趨勢 (雙年刊) (3)	Hong Kong Social and Economic Trends ( <i>biennial</i> ) (3)	2009	294.0	310.4
香港的發展(1967 - 2007) - 統計圖表集 (特刊) (3)	A Graphic Guide on Hong Kong's Development (1967 - 2007) ( <i>ad hoc</i> ) (3)	-	66.0	82.4
香港統計數字一覽 (年刊) (2)	Hong Kong in Figures ( <i>annual</i> ) (2)	2009	<-----免費 Free ----->	<-----免費 Free ----->
<b>對外貿易</b>				
<b>External Trade</b>				
<b>商品貿易統計</b>				
<b>Merchandise Trade Statistics</b>				
香港商品貿易統計 :				
進口 (月刊)	Imports ( <i>monthly</i> )	10/2009	499.0	527.0
港產品出口及轉口 (月刊)	Domestic Exports and Re-exports ( <i>monthly</i> )	10/2009	499.0	527.0
周年附刊, 按國家及貨品劃分 :				
- 進口	- Imports	2008	379.0	407.0
- 港產品出口及轉口	- Domestic Exports and Re-exports	2008	379.0	426.0
香港對外商品貿易 (月刊)	Hong Kong External Merchandise Trade ( <i>monthly</i> )	10/2009	128.0	144.5
香港對外商品貿易回顧 (年刊)	Annual Review of Hong Kong External Merchandise Trade ( <i>annual</i> )	2008	132.0	140.2
香港商品貿易指數 (月刊) (5)	Hong Kong Merchandise Trade Index Numbers ( <i>monthly</i> ) (5)	10/2009	-	-
對外商品貿易數字 (月刊)	External Merchandise Trade Figures ( <i>monthly</i> )	11/2009	<-----免費 Free ----->	<-----免費 Free ----->
按產品所屬工業劃分的港產品出口統計數字 (季刊)	Domestic Exports Statistics Classified by Industrial Origin ( <i>quarterly</i> )	Q3/2009	<-----免費 Free ----->	<-----免費 Free ----->
<b>船務統計</b>				
<b>Shipping Statistics</b>				
香港船務統計 (季刊)	Hong Kong Shipping Statistics ( <i>quarterly</i> )	7-9/2009	73.0	81.5
<b>服務貿易統計</b>				
<b>Trade in Services Statistics</b>				
香港服務貿易統計報告 (年刊) (4)	Report on Hong Kong Trade in Services Statistics ( <i>annual</i> ) (4)	2007	-	-
<b>國民收入</b>				
<b>National Income</b>				
本地生產總值 (季刊)	Gross Domestic Product ( <i>quarterly</i> )	Q3/2009	49.0	53.5
本地生產總值 (年刊) (2)	Gross Domestic Product ( <i>annual</i> ) (2)	2008	58.0	66.2
本地生產總值統計特刊, 二零零七年十月 (特刊)	Special Report on Gross Domestic Product, October 2007 ( <i>ad hoc</i> )	-	54.0	58.0
<b>國際收支平衡</b>				
<b>Balance of Payments</b>				
香港國際收支平衡統計 一九九七年至一九九九年 (特刊)	Balance of Payments Statistics of Hong Kong 1997 to 1999 ( <i>ad hoc</i> )	-	14.0	18.0
香港國際收支平衡統計 (季刊) (5)	Balance of Payments Statistics of Hong Kong ( <i>quarterly</i> ) (5)	Q3/2009	-	-
香港對外直接投資統計 (年刊) (6)	External Direct Investment Statistics of Hong Kong ( <i>annual</i> ) (6)	2008	-	-
<b>勞工</b>				
<b>Labour</b>				
<b>勞動人口、就業及空缺統計</b>				
<b>Labour Force, Employment and Vacancies Statistics</b>				
綜合住戶統計調查按季統計報告書	Quarterly Report on General Household Survey	7-9/2009	66.0	74.5
就業及空缺按季統計報告 (5)	Quarterly Report of Employment and Vacancies Statistics (5)	9/2009	-	-
建築地盤就業及空缺按季統計報告 (5)	Quarterly Report of Employment and Vacancies at Construction Sites (5)	9/2009	-	-
就業及空缺統計 (詳細統計表) (年刊) :				
<b>Employment and Vacancies Statistics (Detailed Tables)</b>				
(annual) :				
甲系列 (服務業)	Series A (Service Sectors)	2005	64.0	80.4
乙系列 (批發、零售、飲食及酒店業)	Series B (Wholesale and Retail Trades, Restaurants and Hotels)	2005	52.0	56.4
丙系列 (工業)	Series C (Industrial Sectors)	2005	92.0	108.4
丁系列 (進出口貿易業)	Series D (Import/Export Trades)	2005	45.0	49.0

政府統計處刊物一覽 (截至二零一零年一月一日) (續)

List of Publications of the Census and Statistics Department (as at 1.1.2010) (cont'd)

名稱	Title	Latest Issue(1)	印刷版售價(港元)		
			Price of Print Version (HK\$)		
			最新期號(1)	不包括郵費 Not Including Postage	連本地郵費 Including Local Postage
<b>勞工 (續)</b>					
<b>Labour (cont'd)</b>					
<b>工資及勞工收入統計</b>					
<b>Wages and Labour Earnings Statistics</b>					
工資及薪金總額按季統計報告	Quarterly Report of Wage and Payroll Statistics	9/2009		60.0	68.5
經理級與專業僱員薪金及僱員福利統計報告 (高層管理人員除外) (年刊) (3)	Report of Salaries and Employee Benefits Statistics Managerial and Professional Employees (Excluding Top Management) (annual) (3)	2009		45.0	49.4
由主要承建商填報有關從事公營建築工程的工人每日平均工資 (月刊)	Average Daily Wages of Workers Engaged in Public Sector Construction Projects as Reported by Main Contractors (monthly)	10/2009	<-----免費 Free ----->		
<b>人力統計</b>					
<b>Manpower Statistics</b>					
二零零二年人力培訓及工作技能需求機構單位統計調查報告 (特刊)	Report on 2002 Establishment Survey on Manpower Training and Job Skills Requirements (ad hoc)	-		48.0	56.2
<b>消費物價及住戶開支</b>					
<b>Consumer Prices and Household Expenditure</b>					
消費物價指數月報	Monthly Report on the Consumer Price Index	11/2009		52.0	56.5
消費物價指數年報	Annual Report on the Consumer Price Index	2008		104.0	112.2
二零零四至零五年住戶開支統計調查及重訂消費物價指數基期 (特刊)	2004/05 Household Expenditure Survey and the Rebasing of the Consumer Price Indices (ad hoc)	-		47.0	55.2
<b>工商業</b>					
<b>Commerce and Industry</b>					
<b>工業生產</b>					
<b>Industrial Production</b>					
工業生產按年統計調查報告 (4)	Report on Annual Survey of Industrial Production (4)	2008		-	-
工業生產按季指數 (5)	Quarterly Index of Industrial Production (5)	Q3/2009		-	-
製造業按季生產者價格指數 (5)	Quarterly Producer Price Indices for Manufacturing Industries (5)	Q3/2009		-	-
紡織業生產按季統計數字	Quarterly Textile Production Statistics	Q4/2008		5.0	8.0
<b>經銷及服務業</b>					
<b>Distribution and Services</b>					
批發、零售、進口與出口貿易、食肆及酒店按年統計調查報告 (4)	Report on Annual Survey of Wholesale, Retail and Import and Export Trades, Restaurants and Hotels (4)	2008		-	-
食肆的收入及購貨額按季統計調查報告 (5)	Report on Quarterly Survey of Restaurant Receipts and Purchases (5)	Q3/2009		-	-
零售業銷貨額按月統計調查報告	Report on Monthly Survey of Retail Sales	11/2009		12.0	15.0
運輸及有關服務按年統計調查報告 (4)	Report on Annual Survey of Transport and Related Services(4)	2008		-	-
倉庫業、通訊業、銀行業、財務業、保險業及商用服務業按年統計調查報告 (4)	Report on Annual Surveys of Storage, Communication, Banking, Financing, Insurance and Business Services (4)	2008		-	-
服務行業按季業務收益指數 (5)	Quarterly Business Receipts Indices for Service Industries (5)	Q3/2009		-	-
服務業統計摘要 (年刊)	Statistical Digest of the Services Sector (annual)	2009		166.0	182.4
服務業統計摘要按季補充資料 (5)	Quarterly Supplement to Statistical Digest of the Services Sector (5)	Q2/2009		-	-
<b>屋宇建築及建造</b>					
<b>Building and Construction</b>					
屋宇建築、建造及地產業按年統計調查報告 (4)	Report on Annual Survey of Building, Construction and Real Estate Sectors (4)	2007		-	-
建造工程完成量按季統計調查報告 (5)	Report on the Quarterly Survey of Construction Output (5)	Q3/2009		-	-
特選建築材料平均批發價格 (月刊)	Average Wholesale Prices of Selected Building Materials (monthly)	9/2009	<-----免費 Free ----->		
公營建築工程的工資及材料成本指數 (1995年6月=100) (月刊)	Index Numbers of the Costs of Labour and Materials Used in Public Sector Construction Projects (June 1995=100) (monthly)	9/2009	<-----免費 Free ----->		
公營建築工程的工資及材料成本指數 (2003年4月=100) (月刊)	Index Numbers of the Costs of Labour and Materials Used in Public Sector Construction Projects (April 2003=100) (monthly)	10/2009	<-----免費 Free ----->		
<b>能源</b>					
<b>Energy</b>					
香港能源統計 (季刊) (5)	Hong Kong Energy Statistics (quarterly) (5)	Q3/2009		-	-
香港能源統計 (年刊)	Hong Kong Energy Statistics (annual)	2008		74.0	78.0
<b>其他經濟及工商業統計</b>					
<b>Other Economic and Business Statistics</b>					
業務展望按季統計調查報告	Report on Quarterly Business Tendency Survey	Q4/2009		13.0	16.0
代表香港境外母公司的駐港公司按年統計調查報告	Report on Annual Survey of Companies in Hong Kong Representing Parent Companies Located outside Hong Kong	2009		36.0	40.4



政府統計處刊物一覽 (截至二零一零年一月一日) (續)

List of Publications of the Census and Statistics Department (as at 1.1.2010) (cont'd)

名稱	Title	最新期號(1)	印刷版售價(港元)	
			Price of Print Version (HK\$)	
			不包括 郵費 Not Including Postage	連本地 郵費 Including Local Postage
<b>工商業 (續)</b>	<b>Commerce and Industry (cont'd)</b>			
<b>其他經濟及工商業統計 (續)</b>	<b>Other Economic and Business Statistics (cont'd)</b>			
資訊科技在工商業的使用情況 和普及程度按年統計調查報告	Report on Annual Survey on Information Technology Usage and Penetration in the Business Sector	2008	74.0	90.4
工商業創新活動按年統計調查 報告	Report on Annual Survey of Innovation Activities in the Business Sector	2007	96.0	104.2
香港－資訊社會 (年刊)	Hong Kong as an Information Society (annual)	2008	96.0	104.2
香港－知識型經濟統計透視 (雙年刊)	Hong Kong as a Knowledge-based Economy – A Statistical Perspective (biennial)	2009	84.0	92.2
<b>人口</b>	<b>Population</b>			
<b>香港二零零六年中期人口統計</b>	<b>Hong Kong 2006 Population By-census</b>			
二零零六年中期人口統計 (特刊)	2006 Population By-census (ad hoc)			
主要報告－第一冊	Main Report – Volume I	-	143.0	159.4
主要報告－第二冊	Main Report – Volume II	-	118.0	134.4
主要統計表	Main Tables	-	138.0	166.0
簡要報告	Summary Results	-	41.0	49.2
統計圖解	Graphic Guide	-	91.0	99.2
有關各區議會分區的基本統計表	Basic Tables for District Council Districts	-	50.0	58.2
有關香港島各選區的基本統計表	Basic Tables for Constituency Areas : Hong Kong Island	-	84.0	100.4
有關九龍各選區的基本統計表	Basic Tables for Constituency Areas : Kowloon	-	112.0	128.4
有關新界各選區的基本統計表	Basic Tables for Constituency Areas : New Territories	-	180.0	208.0
區議會分區及選區統計表的附件－ 區域分界地圖	Boundary Maps Complementary to Tables for District Council Districts and Constituency Areas	-	134.0	162.0
有關各小規劃統計區的基本統計表	Basic Tables for Tertiary Planning Units	-	274.0	302.0
小規劃統計區統計表的附件－區域 分界地圖	Boundary Maps Complementary to Tables for Tertiary Planning Units	-	80.0	88.2
主題性報告－香港的住戶收入分布	Thematic Report – Household Income Distribution in Hong Kong	-	114.0	122.2
主題性報告－少數族裔人士	Thematic Report – Ethnic Minorities	-	96.0	104.2
主題性報告－內地來港定居未足七年 人士	Thematic Report – Persons from the Mainland Having Resided in Hong Kong for Less Than 7 Years	-	82.0	90.2
主題性報告－青年	Thematic Report – Youths	-	74.0	82.2
主題性報告－長者	Thematic Report – Older Persons	-	88.0	96.2
主題性報告－單親人士	Thematic Report – Single Parents	-	88.0	96.2
<b>其他與人口有關的刊物</b>	<b>Other Publications relating to Population</b>			
香港人口推算 2007-2036 (特刊)	Hong Kong Population Projections 2007 - 2036 (ad hoc)	-	50.0	58.2
香港人口生命表 2001-2036 (特刊)	Hong Kong Life Tables 2001 - 2036 (ad hoc)	-	48.0	52.4
香港人口趨勢 1981-2006 (特刊)	Demographic Trends in Hong Kong 1981 - 2006 (ad hoc)	-	55.0	63.2
<b>社會資料</b>	<b>Social Data</b>			
從綜合住戶統計調查搜集所得的社會資料 第五十一號專題報告書 (特刊) : 非從事經濟活動人士若遇上合適 工作時會接受工作的意願	Social Data Collected via the General Household Survey Special Topics Report No. 51 (ad hoc) : Desire of economically inactive persons for taking up jobs if being offered suitable employment	-	68.0	76.2
主題性住戶統計調查第四十二號報告書 (特刊) : 年齡因素在就業方面的重要性	Thematic Household Survey Report No. 42 (ad hoc) : Importance of Age Factor in Employment	-	54.0	58.4
按區議會分區劃分的人口及住戶統計資料 (年刊)	Population and Household Statistics Analysed by District Council District (annual)	2008	26.0	30.0
香港的女性及男性－主要統計數字 (年刊)	Women and Men in Hong Kong – Key Statistics (annual)	2009	214.0	230.4

政府統計處刊物一覽 (截至二零一零年一月一日) (續)

List of Publications of the Census and Statistics Department (as at 1.1.2010) (cont'd)

名稱	Title	最新期號(1)	印刷版售價(港元)	
			不包括 郵費 Not Including Postage	連本地 郵費 Including Local Postage
<b>統計分類表</b>		<b>Classification Lists</b>		
香港進出口貨物分類表 (協調制度) , 二零零七年版 (特刊)	Hong Kong Imports and Exports Classification List (Harmonized System), 2007 Edition ( <i>ad hoc</i> )			
第一冊: 第一至第十類貨物	Volume One: Commodity Section I – X	-	24.0	40.4
第二冊: 第十一至第二十二類貨物	Volume Two: Commodity Section XI – XXII	-	28.0	44.4
香港商品貿易統計分類表, 二零零七年版 (特刊)	Hong Kong Merchandise Trade Statistics Classification, 2007 Edition ( <i>ad hoc</i> )	-	97.0	113.4
香港標準行業分類 2.0 版 (特刊)	Hong Kong Standard Industrial Classification (HSIC) Version 2.0 ( <i>ad hoc</i> )	-	164.0	192.0
<b>統計發展報告</b>		<b>Report on Statistical Development</b>		
統計發展概要 (年刊)	An Outline of Statistical Development ( <i>annual</i> )	2009	146.0	154.2

註釋: 除另有註明外, 所有刊物均以中、英文對照形式出版。獲取刊物的方法載於第 A10 頁。

用戶可以在政府統計處的網站 ([www.censtatd.gov.hk/products\\_and\\_services/products/publications/index\\_tc.jsp](http://www.censtatd.gov.hk/products_and_services/products/publications/index_tc.jsp)) 免費下載政府統計處的刊物和統計表。

(1) Q1、Q2、Q3、Q4代表第一、第二、第三和第四季。

(2) 分別備有中文版和英文版。

(3) 本刊物的印刷版亦於部分郵局出售(查詢熱線: (852) 2921 2222)。

(4) 由二零零七年版起不再提供該刊物的印刷版。請參閱下載版。

(5) 由二零零九年期號起不再提供該刊物的印刷版。請參閱下載版。

(6) 由二零零八年版起不再提供該刊物的印刷版。請參閱下載版。

所列售價及郵費日後或有修訂。外地郵費將於收到訂購要求後另行通知。

有關政府統計處刊物及其他統計產品的最新資料, 請瀏覽本處網站內「產品及服務」一節 ([www.censtatd.gov.hk/products\\_and\\_services/index\\_tc.jsp](http://www.censtatd.gov.hk/products_and_services/index_tc.jsp)) 或致電刊物出版組查詢(電話: (852) 2582 3025)。

Notes: Unless otherwise specified, all publications are published in bilingual format. Means of obtaining the publications are given in page A10.

Users can download publications and statistical tables of the Census and Statistics Department free of charge at the website of the Census and Statistics Department ([www.censtatd.gov.hk/products\\_and\\_services/products/publications/index.jsp](http://www.censtatd.gov.hk/products_and_services/products/publications/index.jsp)).

(1) Q1, Q2, Q3 and Q4 represent respectively the first, second, third and fourth quarter.

(2) Available in separate Chinese and English versions.

(3) Print version of this publication is also put for sale at selected Post Offices (enquiry hotline: (852) 2921 2222).

(4) No print version is produced starting from the 2007 Edition. Please refer to the download version.

(5) No print version is produced starting from the 2009 series. Please refer to the download version.

(6) No print version is produced starting from the 2008 Edition. Please refer to the download version.

All quoted prices and postages are subject to revision. Postage for external mailings will be advised upon receipt of orders.

For up-to-date information of the publications and other statistical products of the Census and Statistics Department, please visit the "Products & Services" section on the website of the department ([www.censtatd.gov.hk/products\\_and\\_services/index.jsp](http://www.censtatd.gov.hk/products_and_services/index.jsp)) or call the Publications Unit of the department at (852) 2582 3025.

政府統計處唯讀光碟產品一覽 (截至二零一零年一月一日)

List of CD-ROM Products of the Census and Statistics Department (as at 1.1.2010)

	售價不包括 郵費(港元) Price Not Including Postage (HK\$)	售價連本地 郵費(港元) Price Including Local Postage (HK\$)
<b>二零零一年人口普查</b>		
<b>2001 Population Census</b>		
- <b>統計表唯讀光碟 (不定期) ++</b> 載有372個常用統計表。有關統計表涉及的主題廣泛,包括人口、住戶、教育、經濟、房屋、內部遷移及人口分組等本港住戶及人口特徵。選定統計表亦載列按區議會分區/選區及規劃統計小區/街段劃分的統計數字。	- <b>TAB on CD-ROM (ad hoc) ++</b> Contains 372 commonly used statistical tables. The tables cover a wide range of topics including demographic, household, education, economic, housing, internal migration and home moving, and population sub-group characteristics of the households and population in Hong Kong. There are also geographical breakdown of the statistics by District Council District/Constituency Area and Tertiary Planning Unit/Street Block in selected tables.	1,690.0 1,711.2
- <b>地圖唯讀光碟 (不定期)</b> 以常用的格式提供一套數碼化的香港地圖,內載的地域分界數碼地圖包括香港海岸線、區議會分區/選區分界、規劃統計小區(及其合併組)分界、街段-小合併組分界及新市鎮分界。配合適當的電腦軟件,這套數碼地圖可把載於《二零零一年人口普查-統計表唯讀光碟》內的統計數據作地理顯示之用。	- <b>MAP on CD-ROM (ad hoc)</b> Contains a set of digital maps of Hong Kong in commonly used formats. The digital maps for geographical delineation included therein are Coastline of Hong Kong, District Council District/Constituency Area Boundary, Tertiary Planning Unit (and Groupings) Boundary, Small Street Block Group Boundary and New Town Boundary. When used with suitable computer software, the digital maps can be used for geographical presentation of the statistical data contained in the <i>2001 Population Census - TAB on CD-ROM</i> .	840.0 857.0
關於購買以上兩套光碟事宜,請致電人口統計組(電話:(852) 2716 8025)。	Please call the Demographic Statistics Section at (852) 2716 8025 for matters relating to the purchase of the above two sets of CD-ROM.	
- <b>普查易2001 (不定期)</b> 普查易2001人口普查光碟套裝是一套功能強大的知識為本產品,它能幫助使用者有效地進行客戶資訊分析和客戶關係管理的工作。普查易2001光碟內載有超過400個由政府統計處提供的香港二零零一年人口普查統計表,分區數碼地圖及功能超卓的地理訊息系統,當中包含了全香港居民的人口特徵、經濟、教育、住戶、房屋等統計數據,使用者可以透過簡單和容易使用的功能介面,來選擇和提取資料。	- <b>Hong Kong CensusPro 2001 (ad hoc)</b> CensusPro 2001 GIS CD-ROM Package is a powerful knowledge-based product that enables users to perform customer profiling and Customer Relationship Management (CRM) easily and efficiently. CensusPro 2001 includes over 400 statistical tables of the Hong Kong 2001 Population Census provided by the Census and Statistics Department, digital boundary maps, and the superb Geographical Information System (GIS) functions and features. Statistical data on the demographic, economic, education, household and housing characteristics of the population are included and can be easily selected and retrieved through intuitive and easy-to-use application interface.	) 這光碟產品由Info Mapping (Hong Kong) Limited生產及銷售。有關查詢及訂購,請直接與該公司聯絡。 (電話:(852) 2779 6088)。 ) This CD-ROM is produced and marketed by the Info Mapping (Hong Kong) Limited. For enquiries and purchase, please contact the company direct at (852) 2779 6088.
普查易2001共有4種資料輸出模式:主題性地圖、預設格式報表、統計圖表、及檔案匯出(支援數據庫/試算表/純文字等格式)。普查易2001光碟可應用於規劃業務策略、直接市場推廣或宣傳、客戶資料分析、以及作其他的商業性分析等。	CensusPro 2001 provides output in mainly 4 ways: thematic maps, formatted reports, bar/pie charts, and export files in dbf/Excel files/text files. CensusPro 2001 can be used in areas like strategic business/service planning, direct marketing and promotion, customer analysis and profiling, and many other business analysis purposes and applications.	)
- <b>SUPERMAP Hong Kong 2001 (不定期)</b> • 涵蓋全面的人口普查數據,配合最新數碼地圖作介面 • 採用具世界領導地位之地理信息系統進行處理及分析 • 可作多重圖像化分析人口普查數據 • 有助機構進行深入的市場及客戶資訊分析	- <b>SUPERMAP Hong Kong 2001 (ad hoc)</b> • Covers comprehensive population census datasets with the use of the latest digital maps as interface • Manipulates and analyses through employing world leading GIS technology • Provides multiple views of population census data • Helps organisations with in-depth market analysis or customer profiling through data linkage	) 這些光碟產品由益百利香港有限公司生產及銷售。有關查詢及訂購,請直接與該公司聯絡。 (電話:(852) 2839 5388)。 ) These CD-ROMs are produced and marketed by Experian Hong Kong Limited. For enquiries and purchase, please contact the company direct at (852) 2839 5388.

政府統計處唯讀光碟產品一覽 (截至二零一零年一月一日) (續)

List of CD-ROM Products of the Census and Statistics Department (as at 1.1.2010) (cont'd)

		售價不包括 郵費(港元) Price Not Including Postage (HK\$)	售價連本地 郵費(港元) Price Including Local Postage (HK\$)
<b>對外商品貿易</b>	<b>External Merchandise Trade</b>		
- <b>香港對外商品貿易唯讀光碟</b>	- <b>Hong Kong External Merchandise Trade CD-ROM</b>		
列載過去二十五個月的按月貿易統計數字及過往十年的按年貿易統計數字(按年數字只載於周年報), 並包括按貨品類別(《標準國際貿易分類(第四次修訂版)》或《協調制度》)、國家/地區及運輸方式劃分的詳細貿易統計數字。	Contains monthly trade data for past 25 months and annual trade data for past 10 years (annual figures are only available in the annual edition). Detailed statistics classified by commodity (using the "Standard International Trade Classification (Revision 4)" or the "Harmonized System"), by country/territory and by mode of transport are also included.		這些光碟產品由益百利香港有限公司生產及銷售。有關查詢及訂購, 請直接與該公司聯絡(電話: (852) 2839 5388)。
- <b>香港船務統計唯讀光碟 (按季產品)</b>	- <b>Hong Kong Shipping Statistics CD-ROM (quarterly)</b>		
列載自一九九三年以來, 按運輸方式、裝運種類、裝貨/卸貨國家/地區及港口、貨品、貨物種類、貨物裝卸地點及與中國內地有關的轉運劃分的貨物及載貨貨櫃吞吐量統計數字。	Contains data back-dated to 1993 on cargo and laden container throughput statistics analysed by mode of transport, shipment type, country/territory and port of loading/discharge, commodity, cargo type, cargo handling location and transshipment related to the mainland of China.		These CD-ROMs are produced and marketed by Experian Hong Kong Limited. For enquiries and purchase, please contact the company direct at (852) 2839 5388.

註釋: ++ 分別備有中文版和英文版。

所列售價及郵費日後或有修訂。外地郵費將於收到訂購要求後另行通知。

有關政府統計處刊物及其他統計產品的最新資料, 請瀏覽本處網站內「產品及服務」一節 ([www.censtatd.gov.hk/products\\_and\\_services/index\\_tc.jsp](http://www.censtatd.gov.hk/products_and_services/index_tc.jsp)) 或致電刊物出版組查詢(電話: (852) 2582 3025)。

Notes: ++ Available in separate Chinese and English versions.

All quoted prices and postages are subject to revision. Postage for external mailings will be advised upon receipt of orders.

For up-to-date information of the publications and other statistical products of the Census and Statistics Department, please visit the "Products & Services" section on the website of the department ([www.censtatd.gov.hk/products\\_and\\_services/index.jsp](http://www.censtatd.gov.hk/products_and_services/index.jsp)) or call the Publications Unit of the department at (852) 2582 3025.

## 獲取政府統計處刊物及其他統計產品的方法

### Means of Obtaining Publications and Other Statistical Products of the Census and Statistics Department

#### 網站

用戶可以在政府統計處網站 ([www.censtatd.gov.hk/products\\_and\\_services/products/publications/index\\_tc.jsp](http://www.censtatd.gov.hk/products_and_services/products/publications/index_tc.jsp)) 免費下載統計刊物。

政府統計處部分刊物備有印刷版，於政府新聞處的政府書店網站 ([www.bookstore.gov.hk](http://www.bookstore.gov.hk)) 有售。

#### 郵購服務

本處部分刊物附有郵購表格，供訂購或按期訂閱刊物的印刷版。請填妥郵購表格，連同所需費用和郵費的支票或匯票寄回辦理。郵購表格亦可在政府統計處網站下載 ([www.censtatd.gov.hk/products\\_and\\_services/other\\_services/provision\\_of\\_stat/mail\\_ordering\\_of\\_publications/index\\_tc.jsp](http://www.censtatd.gov.hk/products_and_services/other_services/provision_of_stat/mail_ordering_of_publications/index_tc.jsp))。

#### 銷售中心

市民可親臨政府統計處刊物出版組購買刊物的印刷版和唯讀光碟產品，並即時提取。刊物出版組的地址是：

香港灣仔港灣道十二號  
灣仔政府大樓十九樓

電話：(852) 2582 3025  
圖文傳真：(852) 2827 1708

該組並設有閱讀區，讓使用者翻閱陳列的統計處各類的刊物。閱讀區也備有統計處編製的宣傳／教育單張和小冊子，歡迎索閱。

#### Website

Users may download statistical publications free of charge from the website of the Census and Statistics Department ([www.censtatd.gov.hk/products\\_and\\_services/products/publications/index.jsp](http://www.censtatd.gov.hk/products_and_services/products/publications/index.jsp)).

Some publications of the Census and Statistics Department are available in print versions and are offered for sale online at the Government Bookstore of the Information Services Department ([www.bookstore.gov.hk](http://www.bookstore.gov.hk)).

#### Mail Order Service

A mail order form for ordering or subscribing to print versions of publications is available in some of the Department's publications. Completed form should be sent back together with a cheque or bank draft covering all necessary cost and postage. The order form is also available for downloading from the website of the Department ([www.censtatd.gov.hk/products\\_and\\_services/other\\_services/provision\\_of\\_stat/mail\\_ordering\\_of\\_publications/index.jsp](http://www.censtatd.gov.hk/products_and_services/other_services/provision_of_stat/mail_ordering_of_publications/index.jsp)).

#### Sales Centre

Print versions of publications and CD-ROM products are available for purchase and collection on the spot at the Publications Unit of the Census and Statistics Department at the following address :

19/F Wanchai Tower  
12 Harbour Road, Wan Chai, Hong Kong.

Tel. : (852) 2582 3025  
Fax : (852) 2827 1708

The Unit also provides a reading area where users may browse through various publications of the Department on display. Publicity/educational leaflets and pamphlets of the Department are also available for collection.

# 郵購表格 (只適用於印刷版)

致：香港花園道 美利大廈4樓 政府新聞處 刊物銷售小組 電話：(852) 2842 8844 或 (852) 2842 8845 圖文傳真：(852) 2598 7482	售價			請註明 刊期(月份/季/ 期號及年份)		合計 所需的 期數 (b)	總計 (港元) (a) x (b)
	每本 (港元)	本地 郵費 (1) 及 (2) (港元)	合計 (港元) (a)	由	至		
1. 香港統計月刊(二零一零年期刊) (J470010 B0)	203.0	16.4	219.4	/2010	12/2010		
2. 香港經濟趨勢(二零一零年期刊) (半月刊)(J410010 B0)	11.0	3.0	14.0	/2010	24/2010		
3. 香港統計年刊(二零零九年版) (J47010900B0)	214.0	28.0	242.0	-	-		
4. 香港社會及經濟趨勢(二零零九年版) (雙年刊)(J57290900B0)	294.0	16.4	310.4	-	-		
5. 統計發展概要(二零零九年版) (年刊)(J33110900B0)	146.0	8.2	154.2	-	-		
6. 香港的發展(1967-2007) - 統計圖表集 (J69090800B0)	66.0	16.4	82.4	-	-		
7.							
8.							
9.							
10.							

本人現付上支票(編號：\_\_\_\_\_ ) 港幣 \_\_\_\_\_ 元，購買上述刊物。  
(註：支票應予劃線，並註明支付「香港特別行政區政府」。)

姓名：\_\_\_\_\_ 職銜：\_\_\_\_\_

機構名稱：\_\_\_\_\_ 地址：\_\_\_\_\_

電話：\_\_\_\_\_ 圖文傳真：\_\_\_\_\_

日期：\_\_\_\_\_

- 註： (1) 外地的訂戶暫時無須付上支票，所需郵費將於收到訂購表格後另行通知。  
(2) 訂購超過一本相同名稱的年刊或特刊，請向政府新聞處查詢所需的本地郵費(電話：(852) 2842 8844或(852) 2842 8845，圖文傳真：(852) 2598 7482)。

你在表格上提供的資料，只會用作辦理書刊訂購事宜，不會向任何和訂購無關的人士透露。如欲查看或更改所填報的資料，請與政府新聞處刊物銷售小組聯絡。地址：香港花園道美利大廈4樓。



# Mail Order Form (Applicable to print versions only)

To : Publications Sales Unit Information Services Department 4/F Murray Building Garden Road Hong Kong Tel. : (852) 2842 8844 or (852) 2842 8845 Fax : (852) 2598 7482	Price			Please indicate Month/Quarter/ Issue no. and Year		Total no. of issue(s) required (b)	Total amount (HK\$) (a) x (b)
	Per copy (HK\$)	Local postage (1) & (2) (HK\$)	Total (HK\$) (a)	From	To		
1. Hong Kong Monthly Digest of Statistics 2010 issues (J470010 B0)	203.0	16.4	219.4	/2010	12/2010		
2. Hong Kong Economic Trends 2010 issues (half-monthly) (J410010 B0)	11.0	3.0	14.0	/2010	24/2010		
3. Hong Kong Annual Digest of Statistics 2009 edition (J47010900B0)	214.0	28.0	242.0	-	-		
4. Hong Kong Social and Economic Trends 2009 edition (biennial) (J57290900B0)	294.0	16.4	310.4	-	-		
5. An Outline of Statistical Development 2009 edition (annual) (J33110900B0)	146.0	8.2	154.2	-	-		
6. A Graphic Guide on Hong Kong's Development (1967-2007) (J69090800B0)	66.0	16.4	82.4	-	-		
7.							
8.							
9.							
10.							

I enclose a cheque (No. \_\_\_\_\_) of HK\$ \_\_\_\_\_ for the payment of the above order. (Note : The cheque should be crossed and made payable to "The Government of the Hong Kong Special Administrative Region" or "The Government of the HKSAR".)

Name : \_\_\_\_\_ Title of post : \_\_\_\_\_

Name of organisation : \_\_\_\_\_ Address : \_\_\_\_\_

Tel. : \_\_\_\_\_ Fax : \_\_\_\_\_

Date : \_\_\_\_\_

- Notes :
- (1) For mailings to addresses outside Hong Kong, please do not send in a cheque now. The required postage will be advised upon receipt of order.
  - (2) For an order of multiple copies of an annual or ad hoc publication with the same title, please consult the Information Services Department about the required local postage. (Tel. : (852) 2842 8844 or (852) 2842 8845, Fax : (852) 2598 7482).

The information provided herein will only be used for processing your order of publications and will not be disclosed to parties which are not involved in the processing. You may seek access to or correction of the information by addressing your request to the Publications Sales Unit, Information Services Department, 4/F Murray Building, Garden Road, Hong Kong .





訂閱表格 (只適用於印刷版)  
香港統計月刊 二零一零年期刊

Subscription Form (Applicable to print versions only)  
Hong Kong Monthly Digest of Statistics 2010 Issues

致：香港灣仔港灣道十二號  
灣仔政府大樓十九樓  
政府統計處綜合統計組 (一) 乙  
電話：(852)2582 3025 圖文傳真：(852)2827 1708

To：General Statistics Section (1) B  
Census and Statistics Department  
19/F Wanchai Tower  
12 Harbour Road, Wan Chai, Hong Kong  
Tel. : (852) 2582 3025 Fax : (852) 2827 1708

請在適當空格 (□) 內加上 (√) 號。Please tick (√) the appropriate box (□). (港元 HK\$)

刊物名稱 Title of Publication	每本 售價 Price per copy	每本 本地郵費 Local postage (1) & (2)	每本 合計 Total price (a)	期數 No. of issues (b)	總計 Total amount (a) x (b)
<input type="checkbox"/> 香港統計月刊 二零一零年期刊一月至十二月 (共十二期) Hong Kong Monthly Digest of Statistics January to December 2010 (total 12 issues)	203.0	16.4	219.4	12	2,632.8
<input type="checkbox"/> 香港統計月刊 二零一零年期刊____月至十二月 (共____期) Hong Kong Monthly Digest of Statistics _____ to December 2010 (total _____ issues)	203.0	16.4	219.4		
<input type="checkbox"/>					
合計 Total					

本人現付上支票 (編號：\_\_\_\_\_ ) 港幣 \_\_\_\_\_ 元，購買上述刊物。  
I enclose a cheque (No. \_\_\_\_\_) of HK\$ \_\_\_\_\_ for the payment of the above order.

註：支票應予劃線，並註明支付「香港特別行政區政府」。

Note: Cheque should be crossed and made payable to "The Government of the Hong Kong Special Administrative Region" or "The Government of the HKSAR".

訂戶資料 Subscriber's Information

姓名 Name : \_\_\_\_\_ 機構名稱 Name of organisation : \_\_\_\_\_  
職銜 Title of post : \_\_\_\_\_ 地址 Address : \_\_\_\_\_  
部門 Department : \_\_\_\_\_  
電話 Tel. : \_\_\_\_\_  
圖文傳真 Fax : \_\_\_\_\_ 日期 Date : \_\_\_\_\_

機構主要業務類別 Major line of business of organisation :

- 進口與出口貿易業 Import and export trade  建造業 Construction  
 零售貿易業 Retail trade  金融、保險及地產業 Financing, insurance and real estate  
 製造業 Manufacturing  商用服務業 Business services  
 教育機構 Educational institution  社區、社會及個人服務業 Community, social and personal services  
 其他，請註明 Others, please specify \_\_\_\_\_

讀者類別 (可選多項) Readership (more than one choice allowed) :

- 經理 Manager  市場、推廣部人員 Marketing / promotional personnel  
 分析員、研究員 Analyst / researcher  教師、大專院校講師 Teaching staff / lecturer  
 學生 Student  其他，請註明 Others, please specify \_\_\_\_\_

訂戶類別 Type of subscriber :

- 機構 Organisation  私人 Individual

你是否願意收到本處其他刊物的推廣資料？Do you want to receive promotional materials of other publications of this department?

- 是 Yes  否 No

HKMDS

註：(1) 外地的訂戶暫時無須付上支票，所需郵費將於收到訂購表格後另行通知。  
Notes: For mailings to addresses outside Hong Kong, please do not send in a cheque now. The required postage will be advised upon receipt of order.  
(2) 訂閱超過一本相同名稱及期號的刊物，請向政府新聞處查詢所需的本地郵費 (電話：(852) 2842 8844 或 (852) 2842 8845，圖文傳真：(852) 2598 7482)。  
For subscription to multiple copies per issue with the same title, please consult the Information Services Department about the required local postage. (Tel. : (852) 2842 8844 or (852) 2842 8845, Fax : (852) 2598 7482).

你在表格上提供的資料，只會用作辦理書刊訂購事宜，不會向任何和訂購無關的人士透露。如欲查看或更改所填報的資料，請與政府統計處的資料管理人員聯絡。地址：香港灣仔港灣道十二號灣仔政府大樓二十一樓。

The information provided herein will only be used for processing your order of publications and will not be disclosed to parties which are not involved in the subscription of these publications. You may seek access to or correction of the information by addressing your request to the Data Controlling Officer, Census and Statistics Department, 21/F Wanchai Tower, 12 Harbour Road, Wan Chai, Hong Kong.



## 二零零九年資訊科技在工商業的使用情況和普及程度 按年統計調查報告現已出版

### Report on 2009 Annual Survey on Information Technology Usage and Penetration in the Business Sector is now published



✚ 本刊物列載在二零零九年五至九月期間進行的資訊科技在工商業的使用情況和普及程度按年統計調查的結果，顯示資訊科技在本港各行業類別的使用情況和普及程度。

✚ This publication presents findings of the Annual Survey on Information Technology Usage and Penetration in the Business Sector conducted during May - September 2009, showing the usage and penetration of information technology in different industry sectors in Hong Kong.

有關本報告書的銷售途徑，請參閱本月刊內第A10頁。此外，本報告書的郵購表格亦刊載於第A11頁。  
*For the purchase channels of this report, please see page A10 of this Digest. A mail order form is also available on page A12 for ordering this report.*

香港 — 資訊社會（二零零九年版）現已出版

## Hong Kong as an Information Society (2009 Edition) is now published




✚ 本刊物的主要目的是展示從各種來源匯集所得與資訊社會發展有關的統計數據，涵蓋範圍包括資訊科技在工商業及住戶的使用情況和普及程度、政府內使用此等設施的情況，以至電訊服務的發展。有關資訊科技業的人力資源需求和相關教育課程的分析，亦包括在內。

✚ This publication aims at presenting statistical data compiled from a variety of sources relevant to the development of an information society, ranging from the usage and penetration of information technology both in the business sector and in households, adoption of such facilities in the Government, to developments in telecommunications services. Analysis on the demand for manpower in the information technology field and developments of relevant educational programmes is also included.

有關本報告書的銷售途徑，請參閱本月刊內第A10頁。此外，本報告書的郵購表格亦刊載於第A11頁。  
*For the purchase channels of this report, please see page A10 of this Digest. A mail order form is also available on page A12 for ordering this report.*

# 香港社會及經濟趨勢 (二零零九年版) Hong Kong Social and Economic Trends (2009 Edition)



## 每兩年出版一次的 **香港社會及經濟趨勢**

- ❖ 將有關香港的主要社會及經濟統計數列匯編成冊
- ❖ 闡釋各項統計數據的定義及有關概念
- ❖ 描述香港社會及經濟發展的重要趨勢

最新版本的統計分析期為一九九八年至二零零八年。本刊內容包括統計圖表和文字敘述，目的如書名所示，旨在讓讀者綜觀香港社會及經濟趨勢。

## Published biennially, ***Hong Kong Social and Economic Trends***

- ❖ brings you all the major social and economic statistical series on Hong Kong under one cover
- ❖ includes definitions and explanations of concepts relating to the statistics presented
- ❖ contains descriptions highlighting important trends in Hong Kong's social and economic developments

The period of statistical analysis covered by the latest edition is from 1998 to 2008. With the use of tables and charts, plus textual descriptions, this publication is meant to give readers an overall view of Hong Kong's social and economic trends, just as its title suggests.

有關獲取本刊物的方法，請參閱第A10頁。此外，本刊物的郵購表格亦刊載於第A11頁。  
Please refer to page A10 for the means of obtaining this publication. A subscription form is also available on page A12.

# 專業統計 服務市民

香港特別行政區政府  
政府統計處

香港

政府資訊中心 繁體純文字 簡體版 ENGLISH

搜尋  網頁指南

- 主頁
- 最新消息
- 關於我們
- 主要計劃、事項及發展
- 香港統計資料
- 新聞稿及記者招待會
- 產品及服務
- 傳媒專區
- 統計調查受訪者專區
- 貿易事宜專區
- 統計認知及學生專區
- 相關網址
- 服務台

**二零零六年**  
中期人口統計

**香港統計**  
數據書店

**查閱**  
貨物分類編號

**重點提要**

- 二零零五年十一月份的零售業銷售額臨時統計數字**  
二零零五年十一月份的零售業總銷售額的臨時估計為158億元，較上年同月上升4.2%。  
[更多資料](#)
- 《主題性住戶統計調查第二十四號報告書》出版**  
《主題性住戶統計調查第二十四號報告書》列載於二零零四年十一月至二零零五年一月期間進行的主題性住戶統計調查的結果，當中包括香港居民使用非專營巴士服務的情況及對《基本法》的認識等主題。  
[更多資料](#)
- 二零零五年九月工資及薪金總額統計數字**  
二零零五年九月的平均工資率，以名義工資指數計算，較上年同期上升0.8%。薪金總額統計方面，二零零五年第三季的就業人士名義平均薪金指數較上年同期上升3.2%。  
[更多資料](#)

**RSS** 按此獲取以RSS形式發放的最新提要  
[關於RSS](#)

**人口、住戶及機構統計數字**  
[關於觀看此地圖](#)

**主要統計指標**  
**主要經濟及社會統計指標**  
[更多資料](#)

**香港統計資料**

- 人口及生命事件
- 勞工
- 對外貿易
- 工業生產
- 商業
- 科技
- 土地、樓宇、建造及地產
- 房屋及物業
- 運輸、通訊及旅遊
- 政府收支、貨幣、金融
- 物價
- 教育
- 衛生
- 社會福利
- 治安
- 文化、娛樂、康樂
- 環境、氣候及地理
- 能源
- 國民收入及國際收支平衡
- 其他

香港經濟四個主要行業

社會專題研究

## 新增功能

- 按主題搜尋資料
- 地圖上的分區統計資料
- 查閱貿易貨物分類編號
- 以電子郵件及Really Simple Syndication (RSS)方式通知最新統計資訊
- 為學生、傳媒工作者、統計調查受訪者及進出口人士而設的專區

## 有關政府統計處網站

- 最新的經濟及社會統計資料及圖表
- 於新聞稿發布當天在網站查閱有關統計數據
- 香港官方統計資料的入門網站

請瀏覽政府統計處網頁  
[www.censtatd.gov.hk](http://www.censtatd.gov.hk)



# Quality Statistics to Serve the Community

**Census and Statistics Department**  
The Government of the Hong Kong Special Administrative Region

Government Information Centre | TEXT ONLY 繁體版 简体版 | SEARCH | SITE MAP

- Home
- What's New
- About Us
- Major Projects, Events and Developments
- Hong Kong Statistics
- Press Releases & Press Conferences
- Products and Services
- Media Workers' Corner
- Survey Respondents' Corner
- Corner on Trade Matters
- Statistical Literacy and Students' Corner
- Links
- Service Desk

**Highlights**

- Provisional Statistics of Retail Sales for November 2005**  
The value of total retail sales in November 2005, provisionally estimated at \$15.8 billion, increased by 4.2% over a year earlier.  
[More :](#)
- Wage and Payroll Statistics for September 2005**  
The average wage rate, as measured by the wage index, rose by 0.8% in nominal terms in September 2005 over a year earlier. As for payroll, the index of payroll per person engaged increased by 3.2% in nominal terms in the third quarter of 2005 over a year earlier.  
[More :](#)
- Report on "External Direct Investment Statistics of Hong Kong 2004" now available on sale**  
The report contains detailed statistics including inward direct investment by investor country/territory; outward direct investment by recipient country/territory; opinions of direct investors on investment environment of Hong Kong and more detailed information on external direct investment in Hong Kong.  
[More :](#)

**RSS** To get future highlights in RSS format  
[About RSS](#)

**Hong Kong Statistics**

- Population and Vital Events
- Labour
- External Trade
- Industrial Production
- Commerce
- Science and Technology
- Land, Building, Construction and Real Estate
- Housing and Property
- Transport, Communications and Tourism
- Public Accounts, Money and Finance
- Prices
- Education
- Health
- Social Welfare
- Law and Order
- Culture, Entertainment and Recreation
- Environment, Climate and Geography
- Energy
- National Income and Balance of Payments
- Others

**2006 Population By-census**

**Statistical Bookstore**

**Searching Commodity Codes**

**Population, Household and Establishment Statistics**  
[About Viewing this Map](#)

**Key Indicators**  
Key Economic & Social Indicators  
[More..](#)

Four Key Industries in HK Economy  
Social Topics Studies

## New Features

- Information searching by theme
- District statistics on maps
- Trade commodity code searching
- Notification of latest statistics through e-mail and Really Simple Syndication (RSS) tool
- Dedicated corners for students, media workers, survey respondents and importers/exporters

## About C&SD Website

- Latest economic and social statistics and charts
- Press releases available on day of release
- Portal site for Hong Kong official statistics

Please visit  
**www.censtatd.gov.hk**