

# 香 港 統 計 月 刊

## **Hong Kong Monthly Digest of Statistics**

二零一二年五月  
May 2012

*專題文章*  
*Feature Article*

二零零六年至二零一一年港口轉運貨物統計  
Port Transhipment Cargo Statistics, 2006 to 2011

## 二零零六年至二零一一年港口轉運貨物統計 Port Transshipment Cargo Statistics, 2006 to 2011

香港近年的港口貨物量增長主要是由轉運貨物量增長帶動。在二零零六年至二零一一年期間，港口轉運貨物吞吐量的平均每年增長率為 6.2%。在二零一一年，港口轉運貨物量佔港口貨物吞吐量的 57.3%，當中又以和中國內地（簡稱「內地」）之間的轉運貨物量比重最大，佔港口轉運貨物量的 40.3%。在香港和內地之間的港口轉運貨物量中，約有 65.1% 是本港和珠江三角洲地區之間的轉運貨物量。

本文就二零零六年至二零一一年的香港港口轉運貨物統計數字作詳細分析。

Port transshipment cargo movements have contributed significantly to the growth of port cargo throughput of Hong Kong in recent years. With an average annual growth rate of 6.2% between 2006 and 2011, port transshipment cargo movements took up 57.3% of port cargo throughput in 2011. In particular, port transshipment cargo movements between Hong Kong and the mainland of China (the Mainland) accounted for the largest share (40.3%) of Hong Kong's port transshipment cargo. About 65.1% of Mainland-Hong Kong port transshipment cargo movements were between Hong Kong and the Pearl River Delta region.

This article provides a detailed analysis of the port transshipment cargo statistics of Hong Kong from 2006 to 2011.

如對本文有任何查詢，請聯絡政府統計處船隻及貨運統計組  
(電話：2582 4889；電郵：shipping@censtatd.gov.hk)。

If you have any enquiries on this article, please contact the Shipping and Cargo Statistics Section, Census and Statistics Department  
(Tel. : 2582 4889; e-mail : shipping@censtatd.gov.hk).

# 二零零六年至二零一一年港口轉運貨物統計

## Port Transshipment Cargo Statistics, 2006 to 2011

### 1. 引言

1.1 香港近年的港口貨物量增長主要是由轉運貨物量增長帶動。在二零零六年至二零一一年期間，港口轉運貨物吞吐量的平均每年增長率為 6.2%。在二零一一年，港口轉運貨物量佔港口貨物吞吐量的 57.3%，當中又以和中國內地（簡稱「內地」）之間的轉運貨物量比重最大，佔港口轉運貨物量的 40.3%。在香港和內地之間的港口轉運貨物量中，約有 65.1% 是本港和珠江三角洲（簡稱「珠三角」）地區之間的轉運貨物量。

1.2 本文就二零零六年至二零一一年的香港港口轉運貨物統計數字作詳細分析。

### 2. 編製港口貨物統計數字的資料來源

2.1 香港的港口貨物統計數字是從船務公司遞交的貨物艙單上的托運貨物中抽取樣本編製而成。有關編製方法的詳情，請參閱政府統計處出版的《香港船務統計》季刊。

### 3. 直接裝運與轉運

3.1 進口香港或從香港出口／轉口的貨物列為直接裝運，而以聯運提單在香港轉運的貨物（有別於進口香港後再轉口）則列為轉運。統計數字並不包括途經香港的過境貨物<sup>1</sup>。

---

<sup>1</sup> 過境貨物是指貨物純粹路經香港而不涉及任何活動，只會留在同一運輸工具，而不會搬離或裝上另一運輸工具。

### 1. Introduction

1.1 Port transshipment cargo movements have contributed significantly to the growth of port cargo throughput of Hong Kong in recent years. With an average annual growth rate of 6.2% between 2006 and 2011, port transshipment cargo movements took up 57.3% of port cargo throughput in 2011. In particular, port transshipment cargo movements between Hong Kong and the mainland of China (the Mainland) accounted for the largest share (40.3%) of Hong Kong's port transshipment cargo. About 65.1% of Mainland-Hong Kong port transshipment cargo movements were between Hong Kong and the Pearl River Delta (PRD) region.

1.2 This article provides a detailed analysis of the port transshipment cargo statistics of Hong Kong from 2006 to 2011.

### 2. Source for Compiling Port Cargo Statistics

2.1 Hong Kong's port cargo statistics are compiled based on a sample of consignments listed on cargo manifests submitted by shipping companies. For details of the methodology, please refer to the quarterly report *Hong Kong Shipping Statistics* published by the Census and Statistics Department.

### 3. Direct Shipment and Transshipment

3.1 Goods imported into Hong Kong or exported/re-exported from Hong Kong are classified as direct shipment, whereas goods transhipped in Hong Kong under a through bill of lading (as distinguished from those imported into Hong Kong for subsequent re-exportation) are classified as transshipment. Goods in transit<sup>1</sup> through Hong Kong are not included in the statistics.

<sup>1</sup> Goods in transit refer to goods purely passing through Hong Kong without undergoing any activities in Hong Kong. It remains on board the same vessel without being removed or loaded to another vessel.

## 4. 港口轉運貨物量

### 概況

4.1 香港的港口轉運貨物量由二零零六年的 11 800 萬公噸增加至二零一一年 15 900 萬公噸，平均每年增加 6.2%。（表一）

4.2 同期間，香港的港口貨物吞吐量的平均每年增長率是 3.1%。（表一）

## 4. Port Transhipment Cargo

### Overview

4.1 The port transhipment cargo of Hong Kong increased from 118 million tonnes in 2006 to 159 million tonnes in 2011, representing an average annual growth rate of 6.2%. (Table 1)

4.2 Over the same period, the port cargo throughput of Hong Kong increased at an average annual growth rate of 3.1%. (Table 1)

表一 二零零六年至二零一一年按裝運種類劃分的港口貨物吞吐量

Table 1 Port Cargo Throughput by Shipment Type, 2006 to 2011

| 千公噸（另有註明除外）<br>Thousand tonnes, unless otherwise specified |                     |                     |                     |                     |                     |                     | 平均每年變動率<br>Average annual<br>rate of change |
|--|---------------------|---------------------|---------------------|---------------------|---------------------|---------------------|---|
| 裝運種類<br>Shipment type                                      | 2006                | 2007                | 2008                | 2009                | 2010                | 2011                | 2006-2011                                   |
| 直接裝運貨物<br>Direct shipment cargo                            | 120 639<br>(50.6%)  | 112 647<br>(45.9%)  | 119 315<br>(46.0%)  | 114 866<br>(47.3%)  | 118 673<br>(44.3%)  | 118 385<br>(42.7%)  | -0.4%                                       |
| 轉運貨物<br>Transhipment cargo                                 | 117 599<br>(49.4%)  | 132 786<br>(54.1%)  | 140 087<br>(54.0%)  | 128 101<br>(52.7%)  | 149 142<br>(55.7%)  | 159 059<br>(57.3%)  | 6.2%  |
| 合計<br>Overall  | 238 238<br>(100.0%) | 245 433<br>(100.0%) | 259 402<br>(100.0%) | 242 967<br>(100.0%) | 267 815<br>(100.0%) | 277 444<br>(100.0%) | 3.1%  |

註釋：括號內的數字指按裝運種類劃分的港口貨物吞吐量的百分比分布。

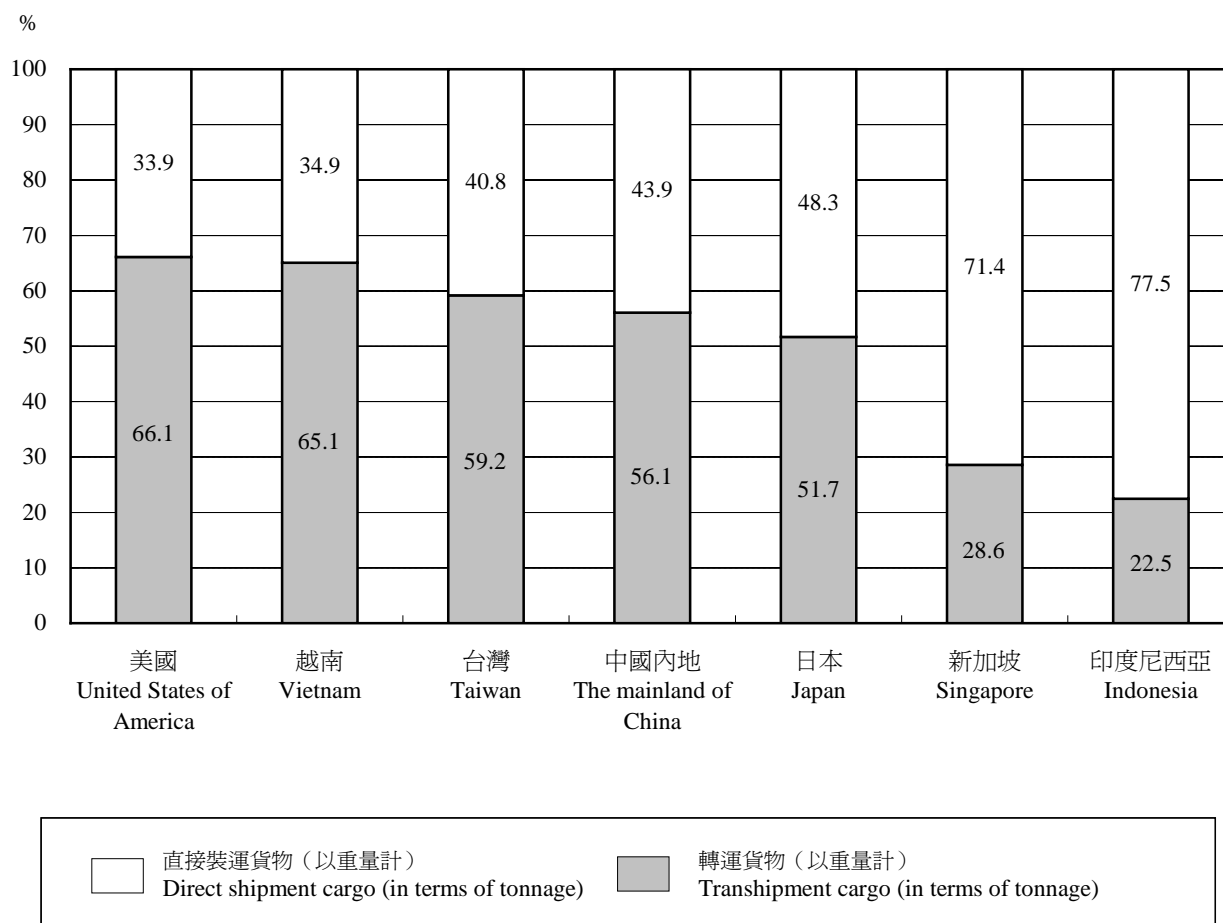
Note: Figures in brackets refer to percentage distribution of the port cargo throughput by shipment type.

4.3 轉運貨物量佔港口貨物吞吐量的百分比由二零零六年的 49.4% 增加至二零一一年的 57.3%。轉運貨物量在二零一一年佔了香港和主要裝貨／卸貨國家／地區（以重量計）之間的港口貨物量的一個顯著比重，例如美國（66.1%）、越南（65.1%）、台灣（59.2%）和內地（56.1%）。（表一及圖一）

4.3 Port transhipment cargo movements as a percentage of port cargo throughput increased from 49.4% in 2006 to 57.3% in 2011. Transhipment cargo movements accounted for a significant share of the port cargo movements between Hong Kong and major countries/territories of loading/discharge (in terms of tonnage), e.g. the United States of America (U.S.A.) (66.1%), Vietnam (65.1%), Taiwan (59.2%) and the Mainland (56.1%) in 2011. (Table 1 and Chart 1)

圖一 二零一一年按裝運種類劃分的香港和主要裝貨／卸貨國家／地區（以重量計）之間的港口貨物量

Chart 1 Port Cargo Movements between Hong Kong and Major Countries/Territories of Loading/Discharge (in Terms of Tonnage) by Shipment Type, 2011



## 國家／地區

4.4 香港和內地之間的港口轉運貨物量在二零一一年繼續佔香港的港口轉運貨物量的最大比重（40.3%），其次是美國（6.6%）、台灣（5.0%）、日本（5.0%）和越南（4.8%）。（表二及圖二）

## Countries/Territories

4.4 The port transshipment cargo movements between Hong Kong and the Mainland continued to take up the largest share (40.3%) of Hong Kong's port transshipment cargo in 2011, followed by the U.S.A. (6.6%), Taiwan (5.0%), Japan (5.0%) and Vietnam (4.8%). (Table 2 and Chart 2)

表二 二零零六年及二零一一年按國家／地區劃分的港口貨物吞吐量  
Table 2 Port Cargo Throughput by Country/Territory, 2006 and 2011

千公噸（另有註明除外）  
Thousand tonnes, unless otherwise specified

| 國家／地區<br>Country/territory     | 直接裝運貨物<br>Direct shipment cargo |                             |   | 轉運貨物<br>Transshipment cargo |                             |   | 合計<br>Overall               |                             |   |
|--------------------------------|---------------------------------|-----------------------------|---|-----------------------------|-----------------------------|---|-----------------------------|-----------------------------|---|
|                                | 2006                            | 2011                        | 平均每年<br>變動率<br>Average<br>annual rate<br>of change<br>2006-2011 | 2006                        | 2011                        | 平均每年<br>變動率<br>Average<br>annual rate<br>of change<br>2006-2011 | 2006                        | 2011                        | 平均每年<br>變動率<br>Average<br>annual rate<br>of change<br>2006-2011 |
| 中國內地<br>The mainland of China  | 44 735<br>(37.1%)               | 50 202<br>(42.4%)           | 2.3%  | 49 495<br>(42.1%)           | 64 042<br>(40.3%)           | 5.3%  | 94 229<br>(39.6%)           | 114 243<br>(41.2%)          | 3.9%  |
| 美國<br>United States of America | 8 522<br>(7.1%)                 | 5 396<br>(4.6%)             | -8.7%   | 9 701<br>(8.2%)             | 10 524<br>(6.6%)            | 1.6%  | 18 223<br>(7.6%)            | 15 920<br>(5.7%)            | -2.7%   |
| 日本<br>Japan                    | 8 464<br>(7.0%)                 | 7 475<br>(6.3%)             | -2.5%   | 5 255<br>(4.5%)             | 7 986<br>(5.0%)             | 8.7%  | 13 719<br>(5.8%)            | 15 461<br>(5.6%)            | 2.4%  |
| 印度尼西亞<br>Indonesia             | 8 804<br>(7.3%)                 | 11 751<br>(9.9%)            | 5.9%  | 2 470<br>(2.1%)             | 3 406<br>(2.1%)             | 6.6%  | 11 274<br>(4.7%)            | 15 157<br>(5.5%)            | 6.1%  |
| 台灣<br>Taiwan                   | 7 771<br>(6.4%)                 | 5 512<br>(4.7%)             | -6.6%   | 7 260<br>(6.2%)             | 7 998<br>(5.0%)             | 2.0%  | 15 031<br>(6.3%)            | 13 510<br>(4.9%)            | -2.1%   |
| 新加坡<br>Singapore               | 11 501<br>(9.5%)                | 8 404<br>(7.1%)             | -6.1%   | 2 530<br>(2.2%)             | 3 364<br>(2.1%)             | 5.9%  | 14 031<br>(5.9%)            | 11 767<br>(4.2%)            | -3.5%   |
| 越南<br>Vietnam                  | 909<br>(0.8%)                   | 4 064<br>(3.4%)             | 34.9%   | 2 450<br>(2.1%)             | 7 578<br>(4.8%)             | 25.3%   | 3 359<br>(1.4%)             | 11 641<br>(4.2%)            | 28.2%   |
| 其他<br>Others                   | 29 933<br>(24.8%)               | 25 583<br>(21.6%)           | -3.1%   | 38 439<br>(32.7%)           | 54 162<br>(34.1%)           | 7.1%  | 68 372<br>(28.7%)           | 79 744<br>(28.7%)           | 3.1%  |
| <b>合計<br/>Overall</b>          | <b>120 639<br/>(100.0%)</b>     | <b>118 385<br/>(100.0%)</b> | <b>-0.4%</b>  | <b>117 599<br/>(100.0%)</b> | <b>159 059<br/>(100.0%)</b> | <b>6.2%</b>   | <b>238 238<br/>(100.0%)</b> | <b>277 444<br/>(100.0%)</b> | <b>3.1%</b>   |

註釋： 括號內的數字指按國家／地區劃分的港口貨物吞吐量的百分比分布。  
由於四捨五入關係，個別數字加起來可能不等於其總計。

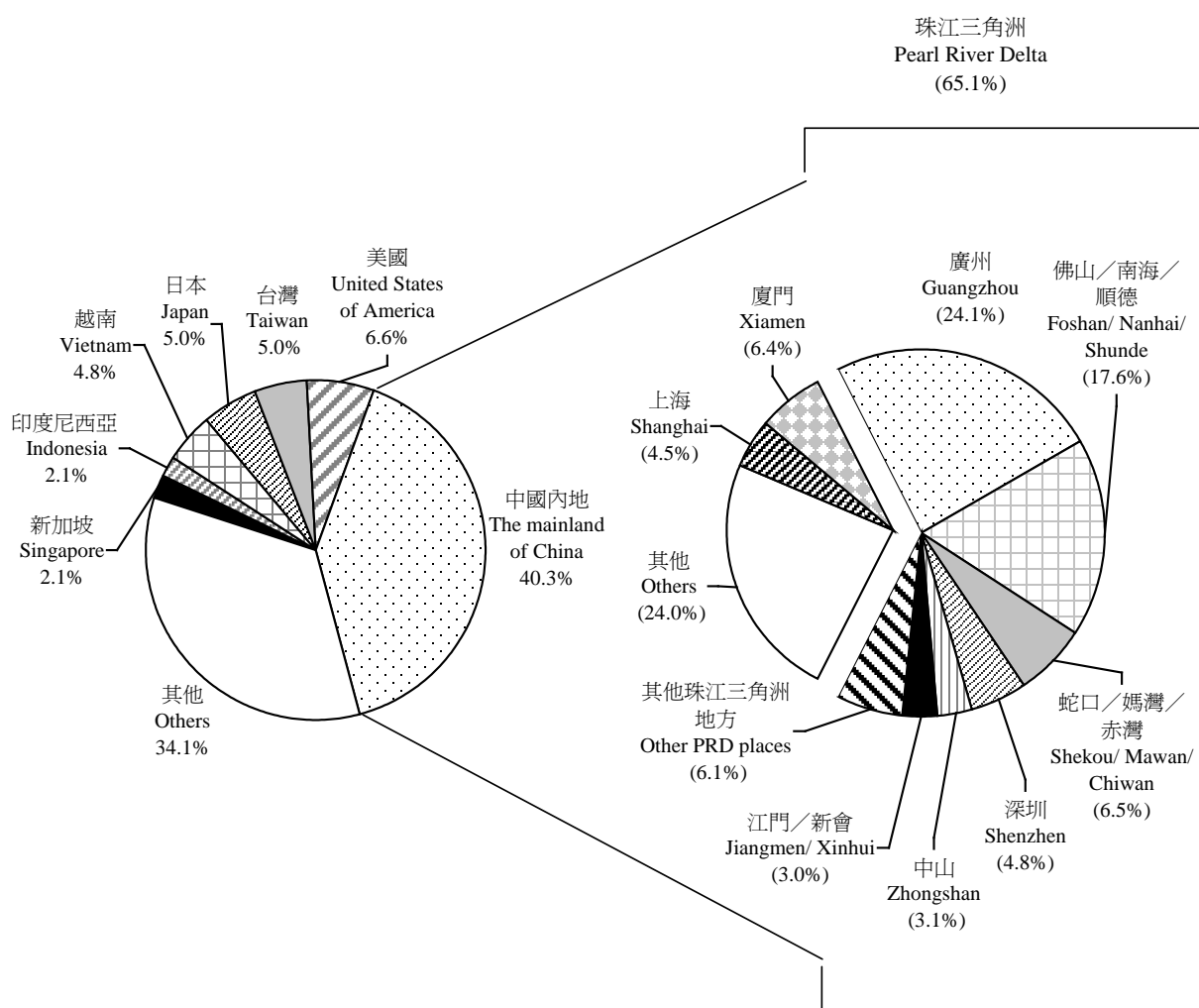
Notes: Figures in brackets refer to percentage distribution of the port cargo throughput by country/territory.  
Figures may not add up to the respective totals due to rounding.

4.5 在二零一一年，廣州佔香港和內地之間的港口轉運貨物量的比重最大（24.1%），其次是佛山／南海／順德（17.6%）和蛇口／媽灣／赤灣（6.5%），均在珠三角內。（圖二）

4.5 In 2011, the largest share of the port transshipment cargo movements between Hong Kong and the Mainland was taken up by Guangzhou (24.1%), followed by Foshan/Nanhai/Shunde (17.6%) and Shekou/Mawan/Chiwan (6.5%), all within PRD. (Chart 2)

圖二 二零一一年按國家／地區劃分以重量計的港口轉運貨物吞吐量

Chart 2 Port Transshipment Cargo Throughput in Terms of Tonnage by Country/Territory, 2011



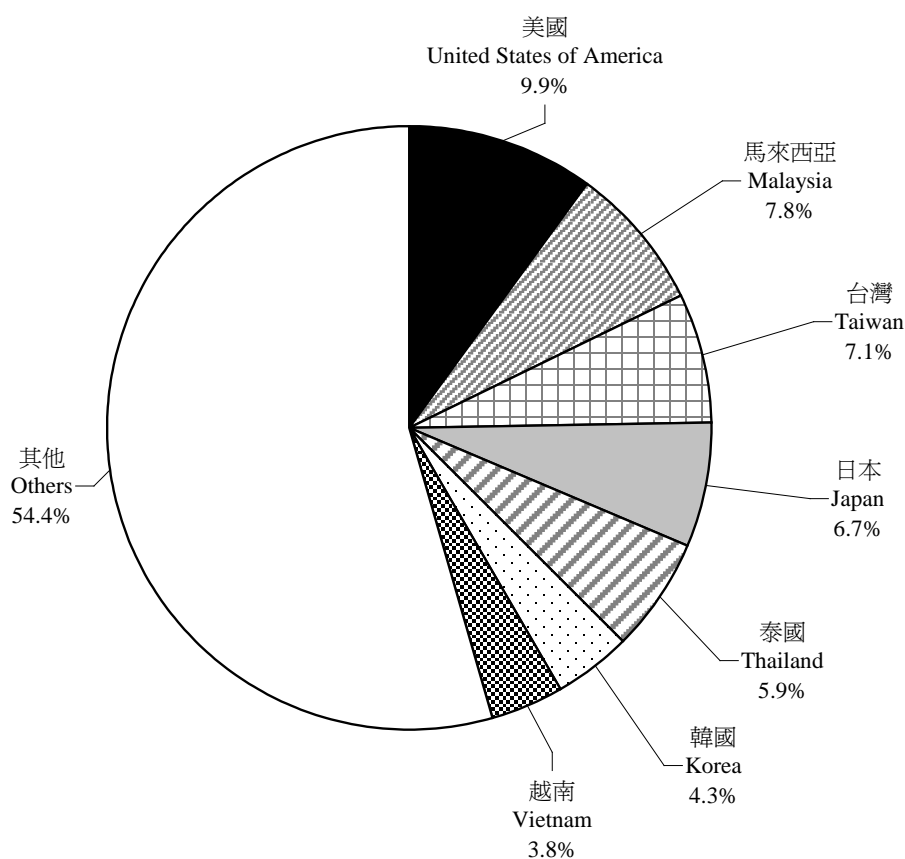
註釋：括號內的數字指按地方劃分的香港和中國內地之間的港口貨運量的百分比分布。

Note: Figures in brackets refer to percentage distribution of the port cargo movements between Hong Kong and the mainland of China by place.

4.6 按裝貨／卸貨的國家／地區分析，在二零一一年，香港和內地之間的港口轉運貨物量佔最大比例是與美國（9.9%）有關，其次是馬來西亞（7.8%）、台灣（7.1%）和日本（6.7%）。（圖三）

4.6 Analysed by country/territory of loading/discharge, the largest share of transshipment cargo movements between Hong Kong and the Mainland was related to the U.S.A. (9.9%), followed by Malaysia (7.8%), Taiwan (7.1%) and Japan (6.7%) in 2011. (Chart 3)

**圖三 二零一一年按裝貨／卸貨的國家／地區劃分以重量計的香港和中國內地之間的港口轉運貨物量**  
**Chart 3 Port Transshipment Cargo Movements between Hong Kong and the Mainland of China in Terms of Tonnage by Country/Territory of Loading/Discharge, 2011**

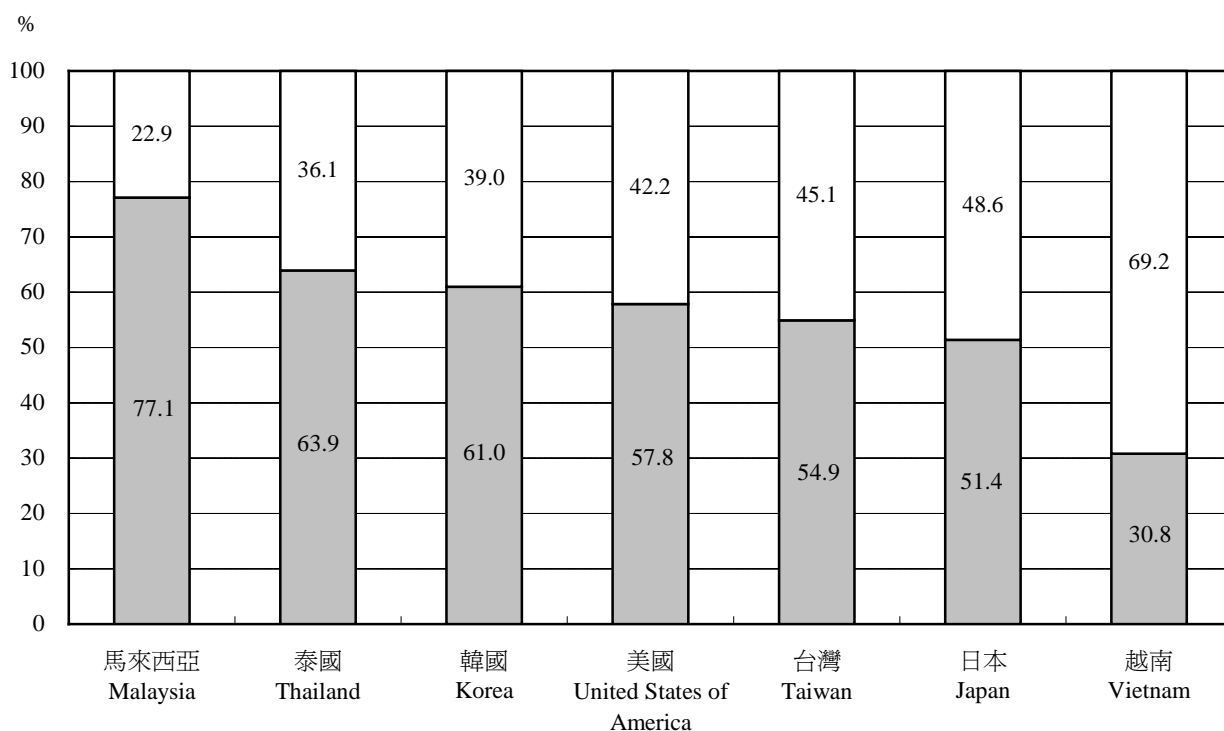




4.7 另一方面，在二零一一年香港和其他國家／地區之間的大部分港口轉運貨物量是與內地有關（即抵港往內地的轉運貨物和來自內地而離港的轉運貨物），例如馬來西亞（77.1%）、泰國（63.9%）、韓國（61.0%）、美國（57.8%）和台灣（54.9%）。（圖四）

4.7 On the other hand, most of the port transshipment cargo movements between Hong Kong and other countries/territories in 2011 were related to the Mainland (i.e. inward transshipment cargo destined for the Mainland and outward transshipment cargo originated from the Mainland), e.g. Malaysia (77.1%), Thailand (63.9%), Korea (61.0%), the U.S.A. (57.8%) and Taiwan (54.9%). (Chart 4)

**圖四 二零一一年香港和選定國家／地區之間的港口轉運貨物量中與中國內地有關的百分比**  
**Chart 4 Percentage of Port Transshipment Cargo Movements between Hong Kong and Selected Countries/Territories Related to Transshipment Cargo for the Mainland of China, 2011**



香港和選定國家／地區之間的港口轉運貨物量而與中國內地有關（即抵港往中國內地的轉運貨物和來自中國內地而離港的轉運貨物）的百分比（以重量計）

Percentage of port transshipment cargo movements between Hong Kong and selected countries/territories related to the mainland of China (i.e. inward transshipment cargo destined for the mainland of China and outward transshipment cargo originated from the mainland of China) (in terms of tonnage)

其他  
Others

## 貨品類別

4.8 按貨品類別分析，「製成品」在二零一一年於轉運貨物量中所佔的比重最大（36.9%），但其在直接裝運貨物量中則只排第三位（19.5%）。另一方面，「礦物燃料、潤滑油及副產品類；動植物油、脂肪及蠟脂類」在轉運貨物量中所佔的比重只有約 0.5%，但其在直接裝運貨物量中則排首位（26.2%）。（表三）

## Commodity sections

4.8 Analysed by commodity section, “manufactured goods” took up the largest share (36.9%) of transshipment cargo movements but only ranked third for direct shipment cargo movements (19.5%) in 2011. On the other hand, “mineral fuels, lubricants and related materials; animal and vegetable oils, fats and waxes” accounted for only about 0.5% of transshipment cargo movements, but ranked first for direct shipment cargo movements (26.2%). (Table 3)

表三 二零零六年及二零一一年按貨品類別劃分的港口貨物吞吐量  
Table 3 Port Cargo Throughput by Commodity Section, 2006 and 2011

千公噸（另有註明除外）

Thousand tonnes, unless otherwise specified

| 貨品類別<br>Commodity section   | 直接裝運貨物<br>Direct shipment cargo |                     |   | 轉運貨物<br>Transshipment cargo |                     |   | 合計<br>Overall       |                     |   |
|---|---------------------------------|---------------------|---|-----------------------------|---------------------|---|---------------------|---------------------|---|
|   | 2006                            | 2011                | 平均每年<br>變動率<br>Average<br>annual rate<br>of change<br>2006-2011 | 2006                        | 2011                | 平均每年<br>變動率<br>Average<br>annual rate<br>of change<br>2006-2011 | 2006                | 2011                | 平均每年<br>變動率<br>Average<br>annual rate<br>of change<br>2006-2011 |
| 食物；飲料及煙草類<br>Food; beverages and tobacco  | 7 156<br>(5.9%)                 | 11 170<br>(9.4%)    | 9.3%  | 9 893<br>(8.4%)             | 18 945<br>(11.9%)   | 13.9%   | 17 049<br>(7.2%)    | 30 115<br>(10.9%)   | 12.1%   |
| 非食用原料類（燃料除外）<br>Crude materials, inedible,<br>except fuels  | 19 671<br>(16.3%)               | 30 929<br>(26.1%)   | 9.5%  | 27 129<br>(23.1%)           | 38 343<br>(24.1%)   | 7.2%  | 46 799<br>(19.6%)   | 69 272<br>(25.0%)   | 8.2%  |
| 礦物燃料、潤滑油及副產品類；動植物油、脂肪及蠟脂類<br>Mineral fuels, lubricants and<br>related materials; animal and<br>vegetable oils, fats and waxes | 25 942<br>(21.5%)               | 30 959<br>(26.2%)   | 3.6%  | 831<br>(0.7%)               | 771<br>(0.5%)       | -1.5%   | 26 773<br>(11.2%)   | 31 730<br>(11.4%)   | 3.5%  |
| 化學製品及相關產品類<br>Chemicals and related<br>products   | 18 945<br>(15.7%)               | 15 327<br>(12.9%)   | -4.2%   | 19 566<br>(16.6%)           | 25 991<br>(16.3%)   | 5.8%  | 38 512<br>(16.2%)   | 41 319<br>(14.9%)   | 1.4%  |
| 機械及交通工具<br>Machinery and transport<br>equipment   | 9 415<br>(7.8%)                 | 6 838<br>(5.8%)     | -6.2%   | 12 639<br>(10.7%)           | 16 281<br>(10.2%)   | 5.2%  | 22 054<br>(9.3%)    | 23 119<br>(8.3%)    | 0.9%  |
| 製成品<br>Manufactured goods   | 39 461<br>(32.7%)               | 23 127<br>(19.5%)   | -10.1%  | 47 496<br>(40.4%)           | 58 682<br>(36.9%)   | 4.3%  | 86 957<br>(36.5%)   | 81 808<br>(29.5%)   | -1.2%   |
| 其他<br>Others  | 50<br>(\$)                      | 36<br>(\$)          | -6.5%   | 46<br>(\$)                  | 46<br>(\$)          | 0.1%  | 96<br>(\$)          | 82<br>(\$)          | -3.1%   |
| 合計<br>Overall   | 120 639<br>(100.0%)             | 118 385<br>(100.0%) | -0.4%   | 117 599<br>(100.0%)         | 159 059<br>(100.0%) | 6.2%  | 238 238<br>(100.0%) | 277 444<br>(100.0%) | 3.1%  |

註釋：括號內的數字指按貨品類別劃分的港口貨物吞吐量的百分比分布。  
由於四捨五入關係，個別數字加起來可能不等於其總計。  
\$ 少於 0.05%。

Notes: Figures in brackets refer to percentage distribution of the port cargo throughput by commodity section.  
Figures may not add up to the respective totals due to rounding.  
\$ Less than 0.05%.

4.9 「食物；飲料及煙草類」在轉運貨物量中所佔的比重由二零零六年的 8.4% 上升至二零一一年的一 11.9%。同期間，「非食用原料類（燃料除外）」所佔的比重亦由 23.1% 增加至 24.1%。（表三）

### 貨物種類

4.10 按貨物種類分析，「貨櫃貨物」在二零一一年佔轉運貨物量的比重最大（97.7%），其次是「包裝散貨」（2.2%）。（表四）

4.11 在二零一一年，「貨櫃貨物」在轉運貨物量中所佔的比重（97.7%），遠遠大於其在直接裝運貨物量中所佔的比重（46.6%）。在二零零六年亦出現類似的情況。（表四）

4.9 The share of “food; beverages and tobacco” in transshipment cargo movements increased from 8.4% in 2006 to 11.9% in 2011. Over the same period, the share of “crude materials, inedible, except fuels” also rose from 23.1% to 24.1%. (Table 3)

### Cargo types

4.10 Analysed by cargo type, the largest share of transshipment cargo movements was taken up by “containerised cargo” (97.7%), followed by “break bulk cargo” (2.2%) in 2011. (Table 4)

4.11 The share of transshipment cargo movements taken up by “containerised cargo” (97.7%) was much larger than that of direct shipment cargo movements (46.6%) in 2011, similar to the situation in 2006. (Table 4)

表四 二零零六年及二零一一年按貨物種類劃分的港口貨物吞吐量  
Table 4 Port Cargo Throughput by Cargo Type, 2006 and 2011

千公噸（另有註明除外）  
Thousand tonnes, unless otherwise specified

| 貨物種類<br>Cargo type                    | 直接裝運貨物<br>Direct shipment cargo |                     |   | 轉運貨物<br>Transshipment cargo |                     |   | 合計<br>Overall       |                     |   |
|---------------------------------------|---------------------------------|---------------------|---|-----------------------------|---------------------|---|---------------------|---------------------|---|
|                                       | 2006                            | 2011                | 平均每年<br>變動率<br>Average<br>annual rate<br>of change<br>2006-2011 | 2006                        | 2011                | 平均每年<br>變動率<br>Average<br>annual rate<br>of change<br>2006-2011 | 2006                | 2011                | 平均每年<br>變動率<br>Average<br>annual rate<br>of change<br>2006-2011 |
| 包裝散貨<br>Break bulk cargo              | 17 022<br>(14.1%)               | 9 508<br>(8.0%)     | -11.0%  | 4 077<br>(3.5%)             | 3 440<br>(2.2%)     | -3.3%   | 21 099<br>(8.9%)    | 12 948<br>(4.7%)    | -9.3%   |
| 貨櫃貨物<br>Containerised cargo           | 67 830<br>(56.2%)               | 55 150<br>(46.6%)   | -4.1%   | 112 907<br>(96.0%)          | 155 479<br>(97.7%)  | 6.6%  | 180 738<br>(75.9%)  | 210 629<br>(75.9%)  | 3.1%  |
| 無包裝液態散貨<br>Unpacked liquid bulk cargo | 17 140<br>(14.2%)               | 17 369<br>(14.7%)   | 0.3%  | 310<br>(0.3%)               | 20<br>(§)           | -42.3%  | 17 450<br>(7.3%)    | 17 389<br>(6.3%)    | -0.1%   |
| 無包裝固態散貨<br>Unpacked solid bulk cargo  | 18 647<br>(15.5%)               | 36 360<br>(30.7%)   | 14.3%   | 304<br>(0.3%)               | 119<br>(0.1%)       | -17.0%  | 18 951<br>(8.0%)    | 36 479<br>(13.1%)   | 14.0%   |
| 合計<br>Overall                         | 120 639<br>(100.0%)             | 118 385<br>(100.0%) | -0.4%   | 117 599<br>(100.0%)         | 159 059<br>(100.0%) | 6.2%  | 238 238<br>(100.0%) | 277 444<br>(100.0%) | 3.1%  |

註釋：括號內的數字指按貨物種類劃分的港口貨物吞吐量的百分比分布。  
由於四捨五入關係，個別數字加起來可能不等於其總計。  
§ 少於 0.05%。

Notes: Figures in brackets refer to percentage distribution of the port cargo throughput by cargo type.  
Figures may not add up to the respective totals due to rounding.  
§ Less than 0.05%.

## 貨物裝卸地點

4.12 按貨物裝卸地點分析，在二零一一年，於「貨櫃碼頭」處理的轉運貨物為最多，佔75.4%。其次是「碇泊處和浮泡」（14.3%）和「泊位和倉庫碼頭（包括公眾貨物裝卸區）」（10.3%）。（表五）

4.13 在二零一一年，有75.4%的轉運貨物在「貨櫃碼頭」處理，遠遠大於直接裝運貨物在「貨櫃碼頭」處理的比重（28.2%）。在二零零六年亦出現類似的情況。（表五）

## Cargo handling locations

4.12 Analysed by cargo handling location, the largest share of transshipment cargo was handled at “container terminals” (75.4%), followed by “anchorages and buoys” (14.3%) and “berths and wharves (including public cargo working areas)” (10.3%) in 2011. (Table 5)

4.13 The share of transshipment cargo handled at “container terminals” (75.4%) was larger than that of direct shipment cargo (28.2%) in 2011. A similar situation was observed in 2006. (Table 5)

表五 二零零六年及二零一一年按貨物裝卸地點劃分的港口貨物吞吐量  
Table 5 Port Cargo Throughput by Cargo Handling Location, 2006 and 2011

千公噸（另有註明除外）  
Thousand tonnes, unless otherwise specified

| 貨物裝卸地點<br>Cargo handling location  | 直接裝運貨物<br>Direct shipment cargo |                     |   | 轉運貨物<br>Transshipment cargo |                     |   | 合計<br>Overall       |                     |   |
|--|---------------------------------|---------------------|---|-----------------------------|---------------------|---|---------------------|---------------------|---|
|  | 2006                            | 2011                | 平均每年<br>變動率<br>Average<br>annual rate<br>of change<br>2006-2011 | 2006                        | 2011                | 平均每年<br>變動率<br>Average<br>annual rate<br>of change<br>2006-2011 | 2006                | 2011                | 平均每年<br>變動率<br>Average<br>annual rate<br>of change<br>2006-2011 |
| 碇泊處和浮泡<br>Anchorage and buoys  | 25 045<br>(20.8%)               | 40 832<br>(34.5%)   | 10.3%   | 22 314<br>(19.0%)           | 22 720<br>(14.3%)   | 0.4%  | 47 360<br>(19.9%)   | 63 552<br>(22.9%)   | 6.1%  |
| 泊位和倉庫碼頭（包括公眾<br>貨物裝卸區）<br>Berths and wharves (including<br>public cargo working areas) | 52 003<br>(43.1%)               | 44 221<br>(37.4%)   | -3.2%   | 14 887<br>(12.7%)           | 16 419<br>(10.3%)   | 2.0%  | 66 890<br>(28.1%)   | 60 640<br>(21.9%)   | -1.9%   |
| 貨櫃碼頭<br>Container terminals  | 43 591<br>(36.1%)               | 33 333<br>(28.2%)   | -5.2%   | 80 398<br>(68.4%)           | 119 920<br>(75.4%)  | 8.3%  | 123 989<br>(52.0%)  | 153 252<br>(55.2%)  | 4.3%  |
| 合計<br>Overall  | 120 639<br>(100.0%)             | 118 385<br>(100.0%) | -0.4%   | 117 599<br>(100.0%)         | 159 059<br>(100.0%) | 6.2%  | 238 238<br>(100.0%) | 277 444<br>(100.0%) | 3.1%  |

註釋：括號內的數字指按貨物裝卸地點劃分的港口貨物吞吐量的百分比分布。

由於四捨五入關係，個別數字加起來可能不等於其總計。

Notes: Figures in brackets refer to percentage distribution of the port cargo throughput by cargo handling location.

Figures may not add up to the respective totals due to rounding.



## 二零一二年一月至五月刊載的專題文章目錄

### List of Feature Articles Published during January to May 2012

| 月份 | 文章題目                                   | Month | Title of Article   |
|----|--|-------|--|
| 1  | (i) 對外直接投資統計                           | 1     | (i) External Direct Investment Statistics  |
|    | (ii) 二零零一年至二零一零年香港國際投資頭寸的要點            |       | (ii) Salient Features of Hong Kong's International Investment Position for the period 2001 to 2010                                 |
|    | (iii) 香港居民婚姻狀況的趨勢                      |       | (iii) Trend in Marital Status of Hong Kong Population  |
| 2  | (i) 香港經濟四個主要行業在二零一零年的情況                | 2     | (i) The Situation of the Four Key Industries in the Hong Kong Economy in 2010  |
|    | (ii) 香港公共圖書館服務概覽                       |       | (ii) An Overview of the Public Library Services in Hong Kong   |
|    | (iii) 香港貨物協調制度二零一二年版                   |       | (iii) Hong Kong Harmonized System 2012 Edition   |
| 3  | (i) 消費物價指數及其在二零零二年至二零一一年間的變動情況         | 3     | (i) Consumer Price Index and Its Movements during 2002 to 2011   |
|    | (ii) 香港六項優勢產業在二零一零年的情況                 |       | (ii) The Situation of the Six Industries in Hong Kong in 2010  |
|    | (iii) 從事分判製造工序的安排及提供與製造業相關的技術支援服務的貿易公司 |       | (iii) Trading Firms Engaging in Sub-contract Processing Arrangement and Providing Manufacturing-related Technical Support Services |
| 4  | (i) 香港的人口及家庭住戶趨勢                       | 4     | (i) Trends in Population and Domestic Households in Hong Kong  |
|    | (ii) 香港的金融服務業                          |       | (ii) The Financial Services Sector in Hong Kong  |
|    | (iii) 香港商品進口貿易分析                       |       | (iii) Analysis of Hong Kong's Imports of Goods   |
|    | (iv) 香港的文化及創意產業在二零零五年至二零一零年的概況         |       | (iv) The Cultural and Creative Industries in Hong Kong, 2005 to 2010   |
| 5  | (i) 按運輸方式分析的香港對外商品貿易                   | 5     | (i) Analysis of Hong Kong's External Merchandise Trade by Mode of Transport  |
|    | (ii) 二零零六年至二零一一年港口轉運貨物統計               |       | (ii) Port Transshipment Cargo Statistics, 2006 to 2011   |
|    | (iii) 二零一一年失業率的走勢                      |       | (iii) The Movement of the Unemployment Rate in 2011  |

# 二零一一年期間刊載的專題文章目錄

## List of Feature Articles Published in 2011

| 月份 | 文章題目  | Month | Title of Article  |
|----|---|-------|---|
| 1  | (i) 對外直接投資統計<br>(ii) 二零零九年路運貨物統計<br>(iii) 二零一零年至二零三九年香港家庭住戶推算   | 1     | (i) External direct investment statistics<br>(ii) Road cargo statistics for 2009<br>(iii) Hong Kong domestic household projections for 2010 to 2039   |
| 2  | (i) 二零零四年至二零一零年中層經理級與專業僱員薪金統計數字<br>(ii) 一九九七年至二零零九年的香港地產業<br>(iii) 香港六項優勢產業在二零零八年及二零零九年的情況  | 2     | (i) Salary statistics of middle-level managerial and professional employees 2004 to 2010<br>(ii) The real estate sector in Hong Kong, 1997 to 2009<br>(iii) The situation of the Six Industries in Hong Kong in 2008 and 2009   |
| 3  | (i) 有關香港入境旅遊的旅遊附屬帳戶<br>(ii) 從事製造業相關活動的貿易公司<br>(iii) 二零一零年居住在私營安老院人士的概況  | 3     | (i) Tourism Satellite Account for inbound tourism of Hong Kong<br>(ii) Trading firms with manufacturing-related activities<br>(iii) The profile of persons residing in private elderly homes in 2010  |
| 4  | (i) 香港商品出口貿易分析<br>(ii) 香港的金融服務業<br>(iii) 香港經濟四個主要行業在二零零九年的情況  | 4     | (i) Analysis of Hong Kong's exports of goods<br>(ii) The financial services sector in Hong Kong<br>(iii) The situation of the four key industries in the Hong Kong economy in 2009  |
| 5  | (i) 二零零五年至二零一零年貨櫃統計<br>(ii) 二零一零年失業率的走勢<br>(iii) 香港的進出口貿易、批發及零售業以及住宿及膳食服務業  | 5     | (i) Container statistics, 2005 to 2010<br>(ii) The movement of the unemployment rate in 2010<br>(iii) The import/export, wholesale and retail trades, and accommodation and food services sectors in Hong Kong  |
| 6  | (i) 二零零一年至二零一零年香港國際收支平衡表的要點<br>(ii) 二零一零年香港的中醫藥業<br>(iii) 二零一零年按區議會分區劃分的香港人口概況  | 6     | (i) Salient features of Hong Kong's Balance of Payments account for 2001 to 2010<br>(ii) The Chinese medicine sector in Hong Kong, 2010<br>(iii) The profile of Hong Kong population analysed by District Council district, 2010  |
| 7  | (i) 二零一零年本港居民到中國內地旅行的消費開支<br>(ii) 電子產品及電子行業統計數字<br>(iii) 以二零零九至一零年為基期的消費物價指數  | 7     | (i) Consumption expenditure of Hong Kong residents travelling to the mainland of China, 2010<br>(ii) Statistics on electronic products and the electronics industry<br>(iii) The 2009/10-based Consumer Price Indices   |
| 8  | (i) 香港的境外分支機構服務貿易統計<br>(ii) 二零一零年到中國內地作私人旅行的本港居民的社會經濟特徵<br>(iii) 二零零零年至二零一零年香港在高科技產品對外貿易及技術國際收支平衡方面的情况<br>(iv) 二零零九至一零年住戶開支統計調查結果 | 8     | (i) Foreign affiliates trade in services statistics of Hong Kong<br>(ii) Socio-economic characteristics of Hong Kong residents making personal travel to the mainland of China, 2010<br>(iii) Hong Kong's external trade in high technology products and technology balance of payments, 2000 to 2010<br>(iv) Results of the 2009/10 Household Expenditure Survey |
| 9  | (i) 二零一零年就業綜合估計數字<br>(ii) 內地女性在香港所生的嬰兒<br>(iii) 在中國內地居留的香港長者的特徵   | 9     | (i) Composite Employment Estimates 2010<br>(ii) Babies born in Hong Kong to Mainland women<br>(iii) Characteristics of Hong Kong older persons residing in the mainland of China  |
| 10 | (i) 空運貨物統計<br>(ii) 香港的服務貿易<br>(iii) 吸煙情況  | 10    | (i) Air cargo statistics<br>(ii) Trade in services of Hong Kong<br>(iii) Pattern of smoking   |
| 11 | (i) 二零零零年至二零一零年主要經濟活動的勞工生產力指數<br>(ii) 社會保障援助物價指數  | 11    | (i) Labour Productivity Index for major economic activities, 2000 to 2010<br>(ii) The Social Security Assistance Index of Prices  |
| 12 | (i) 香港 — 知識型經濟<br>(ii) 二零零五年至二零一零年港口貨物統計<br>(iii) 新系列港幣匯率指數   | 12    | (i) Hong Kong as a knowledge-based economy<br>(ii) Port cargo statistics, 2005 to 2010<br>(iii) New series of effective exchange rate index for the Hong Kong dollar  |

# 統計資料來源

## Sources of Statistical Data

| 表<br>Table  | 資料來源<br>Data Source   | 電話<br>Telephone | 電郵<br>E-mail               | 網址<br>Website       |
|-------------|---|-----------------|----------------------------|---------------------|
| <b>1.</b>   | <b>人口<br/>Population</b>  |                 |                            |                     |
| 1.1 - 1.3   | 政府統計處人口統計組<br>Demographic Statistics Section,<br>Census and Statistics Department   | 2716 8345       | population@censtatd.gov.hk | www.censtatd.gov.hk |
| 1.4         | 入境事務處<br>Immigration Department   | 2829 3578       | enquiry@immd.gov.hk        | www.immd.gov.hk     |
| <b>2.</b>   | <b>勞工<br/>Labour</b>  |                 |                            |                     |
| 2.1 - 2.3   | 政府統計處綜合住戶統計調查組<br>General Household Survey Section,<br>Census and Statistics Department   | 2887 5508       | ghs@censtatd.gov.hk        | www.censtatd.gov.hk |
| 2.4 - 2.8   | 政府統計處就業統計及機構記錄組<br>Employment Statistics and Central Register of<br>Establishments Section,<br>Census and Statistics Department | 2582 5076       | employment@censtatd.gov.hk | www.censtatd.gov.hk |
| 2.9 - 2.13  | 政府統計處工資及勞工成本統計組<br>Wages and Labour Costs Statistics Section,<br>Census and Statistics Department                               |                 |                            |                     |
|             | • 工資及勞工收入<br>Wages and labour earnings  | 2887 5550       | wage@censtatd.gov.hk       | www.censtatd.gov.hk |
|             | • 中層經理級與專業僱員薪金<br>Salary for middle-level managerial and<br>professional employees  | 3105 2369       | mpes@censtatd.gov.hk       | www.censtatd.gov.hk |
| 2.14 - 2.16 | 勞工處<br>Labour Department  |                 |                            |                     |
|             | • 職業傷亡<br>Occupational injuries   | 2815 0678       | enquiry@labour.gov.hk      | www.labour.gov.hk   |
|             | • 停工<br>Work stoppage   | 2852 3545       | lrd-hq@labour.gov.hk       | www.labour.gov.hk   |
| <b>3.</b>   | <b>對外貿易<br/>External Trade</b>  |                 |                            |                     |
| 3.1 - 3.14  | 政府統計處貿易資料分析組<br>Trade Analysis Section,<br>Census and Statistics Department   | 2582 4915       | trade@censtatd.gov.hk      | www.censtatd.gov.hk |
| 3.15        | 政府統計處貿易統計調查及研究組<br>Trade Surveys and Research Section,<br>Census and Statistics Department                                      | 2582 5507       | ops@censtatd.gov.hk        | www.censtatd.gov.hk |
| 3.16 - 3.17 | 政府統計處國民收入統計科<br>National Income Branch,<br>Census and Statistics Department   | 2582 5077       | gdp-e@censtatd.gov.hk      | www.censtatd.gov.hk |



## 統計資料來源(續)

### Sources of Statistical Data (cont'd)

| 表<br>Table | 資料來源<br>Data Source   | 電話<br>Telephone | 電郵<br>E-mail                      | 網址<br>Website               |
|------------|---|-----------------|-----------------------------------|-----------------------------|
| <b>4.</b>  | <b>業務表現<br/>Business Performance</b>  |                 |                                   |                             |
| 4.1 - 4.2  | 政府統計處工業生產統計組<br>Industrial Production Statistics Section,<br>Census and Statistics Department                         | 2805 6643       | ind-production@censtatd.gov.hk    | www.censtatd.gov.hk         |
| 4.3        | 水泥製造公司<br>Cement manufacturing companies  | [1]             | [1]                               | -                           |
|            | 土木工程拓展署<br>Civil Engineering and Development Department   | [1]             | [1]                               | www.cedd.gov.hk             |
| 4.4        | 政府統計處建造及雜項服務統計組<br>Construction and Miscellaneous Services<br>Statistics Section,<br>Census and Statistics Department | 2805 6426       | building@censtatd.gov.hk          | www.censtatd.gov.hk         |
| 4.5 & 4.6  | 政府統計處經銷服務統計組<br>Distribution Services Statistics Section,<br>Census and Statistics Department                         |                 |                                   |                             |
|            | • 零售業銷售額<br>Retail sales  | 2802 1258       | mrs@censtatd.gov.hk               | www.censtatd.gov.hk         |
|            | • 食肆的收益<br>Restaurant receipts  | 2123 1040       | qsr@censtatd.gov.hk               | www.censtatd.gov.hk         |
| 4.7        | 政府統計處商業服務統計組<br>Business Services Statistics Section,<br>Census and Statistics Department                             | 2123 1046       | business-receipts@censtatd.gov.hk | www.censtatd.gov.hk         |
| 4.8        | 公司註冊處<br>Companies Registry   | 2867 4570       | crenq@cr.gov.hk                   | www.cr.gov.hk               |
|            | 破產管理署<br>Official Receiver's Office   | 2867 2528       | wwong@oro.gov.hk                  | www.oro.gov.hk              |
| <b>5.</b>  | <b>房屋及物業<br/>Housing and Property</b>   |                 |                                   |                             |
| 5.1        | 政府統計處普查策劃組<br>Census Planning Section,<br>Census and Statistics Department  | 2716 8302       | cp1@censtatd.gov.hk               | www.censtatd.gov.hk         |
| 5.2 - 5.3  | 香港房屋協會<br>Hong Kong Housing Society   | [1]             | [1]                               | www.hkhs.com                |
|            | 房屋署<br>Housing Department   | 2761 5669       | hkha@housingauthority.gov.hk      | www.housingauthority.gov.hk |
| 5.4        | 屋宇署<br>Buildings Department   | [1]             | [1]                               | www.bd.gov.hk               |
|            | 房屋署<br>Housing Department   | [1]             | [1]                               | www.housingauthority.gov.hk |
| 5.5        | 屋宇署<br>Buildings Department   | [1]             | [1]                               | www.bd.gov.hk               |
| 5.6 - 5.7  | 屋宇署<br>Buildings Department   | [1]             | [1]                               | www.bd.gov.hk               |
|            | 香港房屋協會<br>Hong Kong Housing Society   | 2839 7888       | enquiry@hkhs.com                  | www.hkhs.com                |
|            | 房屋署<br>Housing Department   | 2761 5703       | hkha@housingauthority.gov.hk      | www.housingauthority.gov.hk |

## 統計資料來源(續)

## Sources of Statistical Data (cont'd)

| 表<br>Table  | 資料來源<br>Data Source   | 電話<br>Telephone | 電郵<br>E-mail                  | 網址<br>Website               |
|-------------|---|-----------------|-------------------------------|-----------------------------|
| <b>5.</b>   | <b>房屋及物業(續)<br/>Housing and Property (cont'd)</b>   |                 |                               |                             |
| 5.8         | 香港房屋協會<br>Hong Kong Housing Society   | 2839 7888       | enquiry@hkhs.com              | www.hkhs.com                |
|             | 房屋署<br>Housing Department   | 2761 5703       | hkha@housingauthority.gov.hk  | www.housingauthority.gov.hk |
| 5.9         | 屋宇署<br>Buildings Department   | [1]             | [1]                           | www.bd.gov.hk               |
|             | 差餉物業估價署<br>Rating and Valuation Department  | [1]             | [1]                           | www.rvd.gov.hk              |
| 5.10 - 5.13 | 差餉物業估價署<br>Rating and Valuation Department  | 2150 8903       | enquiries@rvd.gov.hk          | www.rvd.gov.hk              |
| 5.14        | 土地註冊處<br>Land Registry  | 2867 4838       | csa@landreg.gov.hk            | www.landreg.gov.hk          |
| 5.15        | 地政總署<br>Lands Department  | 2525 6694       | landsd@landsd.gov.hk          | www.landsd.gov.hk           |
| <b>6.</b>   | <b>運輸、通訊及旅遊<br/>Transport, Communications and Tourism</b>                                   |                 |                               |                             |
| 6.1         | 民航處<br>Civil Aviation Department  | [1]             | [1]                           | www.cad.gov.hk              |
|             | 香港海關<br>Customs and Excise Department   | 3759 2151       | pk_wan@customs.gov.hk         | www.customs.gov.hk          |
|             | 海事處<br>Marine Department  | 2852 3660       | st-sec@mardep.gov.hk          | www.mardep.gov.hk           |
|             | 香港鐵路有限公司<br>MTR Corporation Limited   | [1]             | [1]                           | www.mtr.com.hk              |
| 6.2         | 民航處<br>Civil Aviation Department  | [1]             | [1]                           | www.cad.gov.hk              |
|             | 香港海關<br>Customs and Excise Department   | 3759 2151       | pk_wan@customs.gov.hk         | www.customs.gov.hk          |
|             | 香港鐵路有限公司<br>MTR Corporation Limited   | [1]             | [1]                           | www.mtr.com.hk              |
|             | 政府統計處船隻及貨運統計組<br>Shipping and Cargo Statistics Section,<br>Census and Statistics Department | 2582 4887       | shipping@censtatd.gov.hk      | www.censtatd.gov.hk         |
| 6.3         | 海事處<br>Marine Department  | 2852 3660       | st-sec@mardep.gov.hk          | www.mardep.gov.hk           |
| 6.4 - 6.6   | 運輸署<br>Transport Department   | 2804 2600       | tdenq@td.gov.hk               | www.td.gov.hk               |
| 6.7         | 香港警務處<br>Hong Kong Police Force   | 2860 6246       | so-stat-traffic@police.gov.hk | www.police.gov.hk           |
| 6.8 - 6.10  | 入境事務處<br>Immigration Department   | 2824 6111       | enquiry@immd.gov.hk           | www.immd.gov.hk             |
| 6.11 - 6.14 | 香港旅遊發展局<br>Hong Kong Tourism Board  | 2807 6543       | research@hktb.com             | www.partneret.hktb.com      |
| 6.15 - 6.16 | 通訊事務管理局辦公室<br>Office of the Communications Authority  | 2961 6652       | webmaster@ofca.gov.hk         | www.ofca.gov.hk             |

## 統計資料來源(續)

### Sources of Statistical Data (cont'd)

| 表<br>Table                | 資料來源<br>Data Source   | 電話<br>Telephone | 電郵<br>E-mail          | 網址<br>Website        |
|---------------------------|---|-----------------|-----------------------|----------------------|
| <b>6.</b>                 | <b>運輸、通訊及旅遊(續)</b><br><b>Transport, Communications and Tourism (cont'd)</b>           |                 |                       |                      |
| 6.17                      | 香港郵政<br>Hongkong Post   | 2921 2264       | msd@hkpo.gov.hk       | www.hongkongpost.com |
| <b>7.</b>                 | <b>政府收支、貨幣及金融</b><br><b>Public Accounts, Money and Finance</b>                        |                 |                       |                      |
| 7.1 - 7.9,<br>7.11 & 7.20 | 香港金融管理局<br>Hong Kong Monetary Authority   | 2878 8222       | hkma@hkma.gov.hk      | www.hkma.gov.hk      |
| 7.10                      | 香港金融管理局<br>Hong Kong Monetary Authority   | 2878 8222       | hkma@hkma.gov.hk      | www.hkma.gov.hk      |
|                           | 香港銀行同業結算有限公司<br>Hong Kong Interbank Clearing Limited                                  | [1]             | [1]                   | www.hkicl.com.hk     |
| 7.12 - 7.13               | 香港金融管理局<br>Hong Kong Monetary Authority   | 2878 8222       | hkma@hkma.gov.hk      | www.hkma.gov.hk      |
|                           | 政府統計處貿易資料分析組<br>Trade Analysis Section,<br>Census and Statistics Department           | 2582 4918       | trade@censtatd.gov.hk | www.censtatd.gov.hk  |
| 7.14                      | 恒生指數有限公司<br>Hang Seng Indexes Company Limited   | 2877 0704       | info@hsi.com.hk       | www.hsi.com.hk       |
|                           | 香港交易及結算所有限公司<br>Hong Kong Exchanges and Clearing Limited                              | [1]             | [1]                   | www.hkex.com.hk      |
| 7.15 - 7.16               | 香港交易及結算所有限公司<br>Hong Kong Exchanges and Clearing Limited                              | [1]             | [1]                   | www.hkex.com.hk      |
| 7.17 - 7.18               | 金銀業貿易場<br>The Chinese Gold and Silver Exchange Society                                | [1]             | [1]                   | www.cgse.com.hk      |
| 7.19                      | 政府總部財經事務及庫務局<br>Financial Services and the Treasury Bureau,<br>Government Secretariat | 2810 3658       | aoiihl@fstb.gov.hk    | www.fstb.gov.hk      |
| <b>8.</b>                 | <b>國民收入及國際收支平衡</b><br><b>National Income and Balance of Payments</b>                  |                 |                       |                      |
| 8.1 - 8.6                 | 政府統計處國民收入統計科<br>National Income Branch,<br>Census and Statistics Department           |                 |                       |                      |
|                           | • 按開支組成部分劃分的本地生產總值<br>Gross Domestic Product by expenditure<br>component              | 2582 5077       | gdp-e@censtatd.gov.hk | www.censtatd.gov.hk  |
|                           | • 按經濟活動劃分的本地生產總值<br>Gross Domestic Product by economic<br>activity                    | 2116 5115       | gdp-p@censtatd.gov.hk | www.censtatd.gov.hk  |

## 統計資料來源(續)

### Sources of Statistical Data (cont'd)

| 表<br>Table         | 資料來源<br>Data Source  | 電話<br>Telephone | 電郵<br>E-mail                   | 網址<br>Website       |
|--------------------|--|-----------------|--------------------------------|---------------------|
| <b>8.</b>          | <b>國民收入及國際收支平衡(續)</b><br><b>National Income and Balance of Payments (cont'd)</b>                             |                 |                                |                     |
| 8.7 - 8.13         | 政府統計處國際收支平衡統計科<br>Balance of Payments Branch,<br>Census and Statistics Department                            |                 |                                |                     |
|                    | • 本地居民生產總值及對外要素收益流動<br>Gross National Product and External<br>Factor Income Flows                            | 2116 5102       | gnp@censtatd.gov.hk            | www.censtatd.gov.hk |
|                    | • 國際收支平衡表、國際投資頭寸及對外債務<br>Balance of Payments account, International<br>Investment Position and External Debt | 2116 8677       | bop@censtatd.gov.hk            | www.censtatd.gov.hk |
| <b>9.</b>          | <b>物價</b><br><b>Prices</b>   |                 |                                |                     |
| 9.1 - 9.6<br>& 9.8 | 政府統計處消費物價指數組<br>Consumer Price Index Section,<br>Census and Statistics Department                            | 2805 6403       | cpi@censtatd.gov.hk            | www.censtatd.gov.hk |
| 9.7                | 漁農自然護理署<br>Agriculture, Fisheries and Conservation Department  | [1]             | [1]                            | www.afcd.gov.hk     |
| 9.9                | 政府統計處工業生產統計組<br>Industrial Production Statistics Section,<br>Census and Statistics Department                | 2805 6643       | ind-production@censtatd.gov.hk | www.censtatd.gov.hk |
| 9.10               | 政府統計處物流及生產者價格統計組<br>Logistics and Producer Prices Statistics Section,<br>Census and Statistics Department    | 2123 1038       | services@censtatd.gov.hk       | www.censtatd.gov.hk |
| <b>10.</b>         | <b>能源</b><br><b>Energy</b>   |                 |                                |                     |
| 10.1 - 10.4        | 政府統計處工業生產統計組<br>Industrial Production Statistics Section,<br>Census and Statistics Department                | 2882 4208       | energy@censtatd.gov.hk         | www.censtatd.gov.hk |
| <b>11.</b>         | <b>其他統計</b><br><b>Other Statistics</b>   |                 |                                |                     |
| 11.1               | 衛生署<br>Department of Health  | 2961 8582       | enquiries@dh.gov.hk            | www.dh.gov.hk       |
|                    | 醫院管理局<br>Hospital Authority  | 2300 6371       | enquiry@ha.org.hk              | www.ha.org.hk       |
| 11.2               | 衛生署衛生防護中心<br>Centre for Health Protection,<br>Department of Health   | 2125 2270       | enquiry_chpweb@dh.gov.hk       | www.chp.gov.hk      |
| 11.3 - 11.6        | 社會福利署<br>Social Welfare Department   |                 |                                |                     |
|                    | • 社會保障計劃<br>Social security schemes  | 2892 5232       | rsenq@swd.gov.hk               | www.swd.gov.hk      |
|                    | • 綜合家庭服務中心<br>Integrated Family Service Centres  | 2892 5230       | rsenq@swd.gov.hk               | www.swd.gov.hk      |
|                    | • 安老服務<br>Services for the elderly   | 2892 5236       | rsenq@swd.gov.hk               | www.swd.gov.hk      |

## 統計資料來源(續)

### Sources of Statistical Data (cont'd)

| 表<br>Table  | 資料來源<br>Data Source                                  | 電話<br>Telephone | 電郵<br>E-mail            | 網址<br>Website     |
|-------------|--|-----------------|-------------------------|-------------------|
| <b>11.</b>  | <b>其他統計(續)<br/>Other Statistics (cont'd)</b>         |                 |                         |                   |
| 11.7        | 香港警務處<br>Hong Kong Police Force                      | 2860 8448       | [2]                     | www.police.gov.hk |
|             | 廉政公署<br>Independent Commission Against Corruption    | 2826 3273       | ishchan@crd.icac.org.hk | www.icac.org.hk   |
| 11.8 - 11.9 | 康樂及文化事務署<br>Leisure and Cultural Services Department | 2414 5555       | enquiries@lcsd.gov.hk   | www.lcsd.gov.hk   |
| 11.10       | 食物環境衛生署<br>Food and Environmental Hygiene Department | 2923 5302       | enquiries@fehd.gov.hk   | www.fehd.gov.hk   |
|             | 康樂及文化事務署<br>Leisure and Cultural Services Department | 2414 5555       | enquiries@lcsd.gov.hk   | www.lcsd.gov.hk   |
| 11.11       | 香港天文台<br>Hong Kong Observatory                       | 2926 8444       | mailbox@hko.gov.hk      | www.hko.gov.hk    |
| 11.12       | 消防處<br>Fire Services Department                      | 2733 7717       | stat@hkfsd.gov.hk       | www.hkfsd.gov.hk  |
| 11.13       | 水務署<br>Water Supplies Department                     | 2829 4463       | wsdinfo@wsd.gov.hk      | www.wsd.gov.hk    |

註釋： [1] 有關統計資料的查詢，請聯絡政府統計處（電話：2582 4738；電郵：gen-enquiry@censtatd.gov.hk）。

Notes: [1] Enquiries on the statistical data can be directed to the Census and Statistics Department (telephone number : 2582 4738; e-mail : gen-enquiry@censtatd.gov.hk).

[2] 有關統計資料的查詢，可以透過香港警務處互聯網 (www.police.gov.hk) 內的「申請索取資料」部分提出。

[2] Enquiries on the statistical data can be made via the “Application for Access to Information” section on the website of Hong Kong Police Force (www.police.gov.hk).

二零一二年六月至九月  
政府統計處定期性統計數據發布日期一覽表  
**Schedule for Issuing Regular Releases of Statistical Data by  
the Census and Statistics Department, June to September 2012**

每年九月底，本處會向傳媒公布翌年定期性統計數據新聞發布的詳細時間表。本附錄載列未來四個月的發布日期。數據於發布日期下午四時三十分向傳媒公布。有關的新聞公布於稍後時間載列於政府統計處的網站上 (www.censtatd.gov.hk)。發布日期下午四時三十分後致電本處，亦可查詢有關統計數據。

The date schedule for issuing regular press releases of statistical data in the ensuing year is issued to the mass media in end September of each year. This Annex gives the schedule for the coming four months. Data are issued to the media at 4:30 p.m. on the date of release. The press releases are posted shortly afterwards on the Department's website (www.censtatd.gov.hk). Telephone enquiries may also be made to the Department after 4:30 p.m. on the release date.

| 統計數據<br>Statistical Data  | 發布日期 (日/月/年)<br>Release Date (DD/MM/YYYY)  |
|---|--|
| <b>人口統計</b><br><b>Population Statistics</b>   |  |
| 1. 二零一二年年中人口數字<br>如有查詢，請致電 2716 8044。   | Mid-year Population for 2012<br>For enquiries, please call 2716 8044.<br>13.08.2012  |
| <b>勞工統計</b><br><b>Labour Statistics</b>   |  |
| 1. 失業及就業不足統計<br>• 二零一二年三月至五月<br>• 二零一二年四月至六月<br>• 二零一二年五月至七月<br>• 二零一二年六月至八月<br>如有查詢，請致電 2887 5506。 | Unemployment and Underemployment Statistics<br>March to May 2012<br>April to June 2012<br>May to July 2012<br>June to August 2012<br>For enquiries, please call 2887 5506.<br>18.06.2012<br>19.07.2012<br>16.08.2012<br>18.09.2012 |
| 2. 就業及職位空缺統計<br>• 二零一二年三月<br>• 二零一二年六月<br>如有查詢，請致電 2582 4751。                                       | Employment and Vacancies Statistics<br>March 2012<br>June 2012<br>For enquiries, please call 2582 4751.<br>21.06.2012<br>20.09.2012  |
| 3. 薪金總額及工資統計<br>• 二零一二年第一季<br>• 二零一二年第二季<br>如有查詢，請致電 2887 5584。                                     | Payroll and Wage Statistics<br>1st Quarter 2012<br>2nd Quarter 2012<br>For enquiries, please call 2887 5584.<br>28.06.2012<br>24.09.2012   |
| <b>對外貿易統計</b><br><b>External Trade Statistics</b>   |  |
| 1. 對外商品貿易統計<br>• 二零一二年五月<br>• 二零一二年六月<br>• 二零一二年七月<br>• 二零一二年八月<br>如有查詢，請致電 2582 4914。              | External Merchandise Trade Statistics<br>May 2012<br>June 2012<br>July 2012<br>August 2012<br>For enquiries, please call 2582 4914.<br>26.06.2012<br>24.07.2012<br>28.08.2012<br>25.09.2012  |
| 2. 對外商品貿易貨量及價格統計<br>• 二零一二年四月<br>• 二零一二年五月<br>• 二零一二年六月<br>• 二零一二年七月<br>如有查詢，請致電 2582 4914。         | Volume and Price Statistics of External Merchandise Trade<br>April 2012<br>May 2012<br>June 2012<br>July 2012<br>For enquiries, please call 2582 4914.<br>19.06.2012<br>17.07.2012<br>14.08.2012<br>18.09.2012                     |

## 對外貿易統計 (續)

### External Trade Statistics (cont'd)

|    |                     |   |            |
|----|---------------------|---|------------|
| 3. | 船隻、港口貨物及貨櫃統計        | Statistics on Vessels, Port Cargo and Containers                          |            |
|    | • 二零一二年第一季          | 1st Quarter 2012  | 07.06.2012 |
|    | • 二零一二年第二季          | 2nd Quarter 2012  | 07.09.2012 |
|    | 如有查詢，請致電 2582 4889。 | For enquiries, please call 2582 4889.                                     |            |
| 4. | 涉及外發中國內地加工貿易統計      | Statistics on Trade Involving Outward Processing in the Mainland of China |            |
|    | • 二零一二年第一季          | 1st Quarter 2012  | 18.06.2012 |
|    | • 二零一二年第二季          | 2nd Quarter 2012  | 18.09.2012 |
|    | 如有查詢，請致電 2582 5255。 | For enquiries, please call 2582 5255.                                     |            |

## 國民收入及國際收支平衡統計

### National Income and Balance of Payments Statistics

|    |                           |  |            |
|----|---------------------------|--|------------|
| 1. | 本地生產總值                    | Gross Domestic Product   |            |
|    | • 二零一二年第二季 <sup>(1)</sup> | 2nd Quarter 2012 <sup>(1)</sup>                                      | 10.08.2012 |
|    | 如有查詢，請致電 2582 4787。       | For enquiries, please call 2582 4787.                                |            |
| 2. | 以環比物量計算按經濟活動劃分的本地生產總值     | Chain Volume Measures of Gross Domestic Product by Economic Activity |            |
|    | • 二零一二年第一季                | 1st Quarter 2012   | 19.06.2012 |
|    | • 二零一二年第二季                | 2nd Quarter 2012   | 20.09.2012 |
|    | 如有查詢，請致電 2116 5188。       | For enquiries, please call 2116 5188.                                |            |
| 3. | 本地居民生產總值及對外要素收益流動數字       | Gross National Product and External Factor Income Flows              |            |
|    | • 二零一二年第一季                | 1st Quarter 2012   | 14.06.2012 |
|    | • 二零一二年第二季                | 2nd Quarter 2012   | 14.09.2012 |
|    | 如有查詢，請致電 2116 5101。       | For enquiries, please call 2116 5101.                                |            |
| 4. | 國際收支平衡及國際投資頭寸統計           | Balance of Payments and International Investment Position Statistics |            |
|    | • 二零一二年第一季                | 1st Quarter 2012   | 21.06.2012 |
|    | • 二零一二年第二季                | 2nd Quarter 2012   | 24.09.2012 |
|    | 如有查詢，請致電 2116 8660。       | For enquiries, please call 2116 8660.                                |            |

註： (1) 財政司司長辦公室轄下的經濟分析及方便營商處的經濟分析部發布有關二零一二年半年經濟報告及二零一二年全年本地生產總值暨物價預測第二次修訂的新聞稿時，二零一二年第二季本地生產總值亦於該新聞稿中發布。政府統計處不會在當日就二零一二年第二季的本地生產總值另發新聞稿。

Note: (1) The Economic Analysis Division of the Economic Analysis and Business Facilitation Unit under the Financial Secretary's Office will issue a press release on the Half-yearly Economic Report 2012 and second update of GDP and prices forecasts for 2012 as a whole. The GDP for the second quarter of 2012 will also be released there. No separate press release on the GDP for the second quarter of 2012 will be issued by the Census and Statistics Department on that day.

## 物價統計

### Price Statistics

|                     |                                       |            |
|---------------------|---------------------------------------|------------|
| 1. 消費物價指數           | Consumer Price Index                  |            |
| • 二零一二年五月           | May 2012                              | 21.06.2012 |
| • 二零一二年六月           | June 2012                             | 23.07.2012 |
| • 二零一二年七月           | July 2012                             | 21.08.2012 |
| • 二零一二年八月           | August 2012                           | 20.09.2012 |
| 如有查詢，請致電 2805 6401。 | For enquiries, please call 2805 6401. |            |

## 其他各類統計

### Various Other Types of Statistics

|                     |   |            |
|---------------------|---|------------|
| 1. 零售業銷貨額統計         | Retail Sales Statistics   |            |
| • 二零一二年五月           | May 2012  | 03.07.2012 |
| • 二零一二年六月           | June 2012   | 02.08.2012 |
| • 二零一二年七月           | July 2012   | 30.08.2012 |
| 如有查詢，請致電 2802 1367。 | For enquiries, please call 2802 1367.   |            |
| 2. 工業生產指數和工業生產者價格指數 | Index of Industrial Production and Producer Price Indices for the Industrial Sector |            |
| • 二零一二年第一季          | 1st Quarter 2012  | 14.06.2012 |
| • 二零一二年第二季          | 2nd Quarter 2012  | 13.09.2012 |
| 如有查詢，請致電 2805 6641。 | For enquiries, please call 2805 6641.   |            |
| 3. 建造工程完成量統計        | Construction Output Statistics  |            |
| • 二零一二年第一季          | 1st Quarter 2012  | 12.06.2012 |
| • 二零一二年第二季          | 2nd Quarter 2012  | 13.09.2012 |
| 如有查詢，請致電 2805 6424。 | For enquiries, please call 2805 6424.   |            |
| 4. 食肆收益及購貨額統計       | Restaurant Receipts and Purchases Statistics  |            |
| • 二零一二年第二季          | 2nd Quarter 2012  | 02.08.2012 |
| 如有查詢，請致電 2802 1367。 | For enquiries, please call 2802 1367.   |            |
| 5. 服務行業按季業務收益指數     | Quarterly Business Receipts Indices for Service Industries                          |            |
| • 二零一二年第一季          | 1st Quarter 2012  | 11.06.2012 |
| • 二零一二年第二季          | 2nd Quarter 2012  | 10.09.2012 |
| 如有查詢，請致電 2802 1269。 | For enquiries, please call 2802 1269.   |            |
| 6. 按季業務展望統計調查結果     | Results of the Quarterly Business Tendency Survey                                   |            |
| • 二零一二年第三季          | 3rd Quarter 2012  | 20.07.2012 |
| 如有查詢，請致電 2805 6119。 | For enquiries, please call 2805 6119.   |            |



政府統計處刊物一覽（截至二零一二年五月一日）  
List of Publications of the Census and Statistics Department (as at 1.5.2012)

| 名稱  | Title   | 最新期號<br>Latest Issue | 印刷版售價(港元)<br>Price of Print Version (HK\$) |  |
|---|---|----------------------|--|--|
|   |   |                      | 不包括<br>郵費<br>Not<br>Including<br>Postage   | 連本地<br>郵費<br>Including<br>Local<br>Postage |
| <b>綜合性統計刊物</b>                                  | <b>General Statistical Digests</b>  |                      |  |  |
| 香港統計月刊  | Hong Kong Monthly Digest of Statistics  | 4/2012               | -  | -  |
| 香港統計年刊 <sup>(1)</sup>                           | Hong Kong Annual Digest of Statistics <sup>(1)</sup>  | 2011                 | 346.0                                      | 374.0                                      |
| 香港統計數字一覽（年刊） <sup>(2)</sup>                     | Hong Kong in Figures (annual) <sup>(2)</sup>  | 2012                 | <-----免費 Free ----->                       |  |
| 香港的發展(1967 - 2007)－統計圖表集<br>（特刊） <sup>(1)</sup> | A Graphic Guide on Hong Kong's Development (1967 - 2007) (ad hoc) <sup>(1)</sup>              | -                    | 66.0                                       | 82.4                                       |
| <b>人口</b>                                       | <b>Population</b>   |                      |  |  |
| <b>人口統計</b>                                     | <b>Demographics</b>   |                      |  |  |
| 按區議會分區劃分的人口及住戶統計資料<br>（年刊）                      | Population and Household Statistics Analysed by District Council District (annual)            | 2011                 | -  | -  |
| 香港人口趨勢 1981-2006（特刊）                            | Demographic Trends in Hong Kong 1981 - 2006 (ad hoc)  | -                    | 55.0                                       | 63.2                                       |
| <b>香港二零一一年人口普查</b>                              | <b>Hong Kong 2011 Population Census</b>   |                      |  |  |
| 二零一一年人口普查（特刊）<br>簡要報告                           | 2011 Population Census (ad hoc)<br>Summary Results  | -                    | 238.0                                      | 254.4                                      |
| <b>香港二零零六年中期人口統計</b>                            | <b>Hong Kong 2006 Population By-census</b>  |                      |  |  |
| 二零零六年中期人口統計（特刊）<br>主要報告－第一冊                     | 2006 Population By-census (ad hoc)<br>Main Report – Volume I                                  | -                    | 143.0                                      | 159.4                                      |
| 主要報告－第二冊  | Main Report – Volume II   | -                    | 118.0                                      | 134.4                                      |
| 主要統計表   | Main Tables   | -                    | 138.0                                      | 166.0                                      |
| 簡要報告  | Summary Results   | -                    | 41.0                                       | 49.2                                       |
| 統計圖解  | Graphic Guide   | -                    | 91.0                                       | 99.2                                       |
| 有關各區議會分區的基本統計表                                  | Basic Tables for District Council Districts   | -                    | 50.0                                       | 58.2                                       |
| 有關香港島各選區的基本統計表                                  | Basic Tables for Constituency Areas : Hong Kong Island  | -                    | 84.0                                       | 100.4                                      |
| 有關九龍各選區的基本統計表                                   | Basic Tables for Constituency Areas : Kowloon   | -                    | 112.0                                      | 128.4                                      |
| 有關新界各選區的基本統計表                                   | Basic Tables for Constituency Areas : New Territories   | -                    | 180.0                                      | 208.0                                      |
| 區議會分區及選區統計表的附件－<br>區域分界地圖                       | Boundary Maps Complementary to Tables for District Council Districts and Constituency Areas   | -                    | 134.0                                      | 162.0                                      |
| 有關各小規劃統計區的基本統計表                                 | Basic Tables for Tertiary Planning Units  | -                    | 274.0                                      | 302.0                                      |
| 小規劃統計區統計表的附件－區域<br>分界地圖                         | Boundary Maps Complementary to Tables for Tertiary Planning Units                             | -                    | 80.0                                       | 88.2                                       |
| 主題性報告－香港的住戶收入分布                                 | Thematic Report – Household Income Distribution in Hong Kong                                  | -                    | 114.0                                      | 122.2                                      |
| 主題性報告－少數族裔人士                                    | Thematic Report – Ethnic Minorities   | -                    | 96.0                                       | 104.2                                      |
| 主題性報告－內地來港定居未足七年<br>人士                          | Thematic Report – Persons from the Mainland Having Resided in Hong Kong for Less Than 7 Years | -                    | 82.0                                       | 90.2                                       |
| 主題性報告－青年  | Thematic Report – Youths  | -                    | 74.0                                       | 82.2                                       |
| 主題性報告－長者  | Thematic Report – Older Persons   | -                    | 88.0                                       | 96.2                                       |
| 主題性報告－單親人士                                      | Thematic Report – Single Parents  | -                    | 88.0                                       | 96.2                                       |
| <b>性別統計</b>                                     | <b>Gender Statistics</b>  |                      |  |  |
| 香港的女性及男性－主要統計數字<br>（年刊）                         | Women and Men in Hong Kong – Key Statistics (annual)  | 2011                 | -  | -  |
| <b>人口推算</b>                                     | <b>Population Projections</b>   |                      |  |  |
| 香港人口推算 2010-2039（特刊）                            | Hong Kong Population Projections 2010 - 2039 (ad hoc)   | -                    | 44.0                                       | 52.2                                       |
| 香港人口生命表 2004-2039（特刊）                           | Hong Kong Life Tables 2004 - 2039 (ad hoc)  | -                    | 52.0                                       | 56.4                                       |
| <b>勞工</b>                                       | <b>Labour</b>   |                      |  |  |
| <b>勞動人口、就業及空缺統計</b>                             | <b>Labour Force, Employment and Vacancies Statistics</b>                                      |                      |  |  |
| 綜合住戶統計調查按季統計報告                                  | Quarterly Report on General Household Survey  | 10-12/2011           | -  | -  |
| 就業及空缺按季統計報告                                     | Quarterly Report of Employment and Vacancies Statistics                                       | 12/2011              | -  | -  |
| 建築地盤就業及空缺按季統計報告                                 | Quarterly Report of Employment and Vacancies at Construction Sites                            | 12/2011              | -  | -  |

政府統計處刊物一覽（截至二零一二年五月一日）（續）

List of Publications of the Census and Statistics Department (as at 1.5.2012) (cont'd)

| 名稱   | Title  | 最新期號<br>Latest Issue | 印刷版售價(港元)<br>Price of Print Version (HK\$) |  |
|--|--|----------------------|--|--|
|  |  |                      | 不包括<br>郵費<br>Not<br>Including<br>Postage   | 連本地<br>郵費<br>Including<br>Local<br>Postage |
| <b>勞工（續）</b>   | <b>Labour (cont'd)</b>   |                      |  |  |
| <b>工資及勞工收入統計</b>   | <b>Wages and Labour Earnings Statistics</b>  |                      |  |  |
| 由主要承建商填報有關從事公營建築工程的工人的每日平均工資（月刊）                               | Average Daily Wages of Workers Engaged in Public Sector Construction Projects as Reported by Main Contractors (monthly)  | 1/2012               | -  | -  |
| 工資及薪金總額按季統計報告  | Quarterly Report of Wage and Payroll Statistics  | 12/2011              | -  | -  |
| 經理級與專業僱員薪金及僱員福利統計報告（高層管理人員除外）（年刊）                              | Report of Salaries and Employee Benefits Statistics<br>Managerial and Professional Employees (Excluding Top Management) (annual)   | 2011                 | -  | -  |
| 收入及工時按年統計調查報告  | Report on Annual Earnings and Hours Survey   | 2011                 | -  | -  |
| <b>人力統計</b>  | <b>Manpower Statistics</b>   |                      |  |  |
| 二零零二年人力培訓及工作技能需求機構單位統計調查報告（特刊）                                 | Report on 2002 Establishment Survey on Manpower Training and Job Skills Requirements (ad hoc)  | -                    | 48.0                                       | 56.2                                       |
| 二零一八年按經濟行業劃分的人力需求推算（特刊）  | Manpower Requirement Projection to 2018 by Economic Sector (ad hoc)  | -                    | -  | -  |
| <b>其他社會資料</b>  | <b>Other Social Data</b>   |                      |  |  |
| 從綜合住戶統計調查搜集所得的社會資料第五十九號專題報告書（特刊）：<br>非從事經濟活動人士若遇上合適工作時會接受工作的意願 | Social Data Collected via the General Household Survey<br>Special Topics Report No. 59 (ad hoc) :<br>Desire of economically inactive persons for taking up jobs if being offered suitable employment | -                    | -  | -  |
| 主題性住戶統計調查第四十九號報告書（特刊）：<br>國際學校學額的供應<br>數碼地面電視普及情況<br>新媒體的使用情況  | Thematic Household Survey Report No. 49 (ad hoc) :<br>Provision of international school places<br>Digital terrestrial television take-up<br>Use of new media   | -                    | -  | -  |
| <b>對外貿易</b>  | <b>External Trade</b>  |                      |  |  |
| <b>商品貿易統計</b>  | <b>Merchandise Trade Statistics</b>  |                      |  |  |
| 香港商品貿易統計：  | Hong Kong Merchandise Trade Statistics :   |                      |  |  |
| 進口（月刊）   | Imports (monthly)  | 2/2012               | -  | -  |
| 港產品出口及轉口（月刊）   | Domestic Exports and Re-exports (monthly)  | 2/2012               | -  | -  |
| 周年附刊，按國家及貨品劃分：   | Annual Supplement, Country by Commodity :  |                      |  |  |
| - 進口   | - Imports  | 2011                 | -  | -  |
| - 港產品出口及轉口   | - Domestic Exports and Re-exports  | 2011                 | -  | -  |
| 香港對外商品貿易（月刊）   | Hong Kong External Merchandise Trade (monthly)   | 2/2012               | -  | -  |
| 香港商品貿易指數（月刊）   | Hong Kong Merchandise Trade Index Numbers (monthly)  | 2/2012               | -  | -  |
| 香港對外商品貿易回顧（年刊）   | Annual Review of Hong Kong External Merchandise Trade (annual)   | 2011                 | -  | -  |
| <b>服務貿易統計</b>  | <b>Trade in Services Statistics</b>  |                      |  |  |
| 香港服務貿易統計報告（年刊）   | Report on Hong Kong Trade in Services Statistics (annual)  | 2010                 | -  | -  |
| <b>業務表現</b>  | <b>Business Performance</b>  |                      |  |  |
| <b>業務展望</b>  | <b>Business Prospects</b>  |                      |  |  |
| 業務展望按季統計調查報告   | Report on Quarterly Business Tendency Survey   | Q2/2012              | -  | -  |
| <b>工業生產</b>  | <b>Industrial Production</b>   |                      |  |  |
| 工業生產按季指數   | Quarterly Index of Industrial Production   | Q4/2011              | -  | -  |
| 工業的業務表現及營運特色的主要統計數字  | Key Statistics on Business Performance and Operating Characteristics of the Industrial Sector  | 2010                 | -  | -  |
| <b>進出口貿易、批發及零售業以及住宿及膳食服務業</b>                                  | <b>Import/Export, Wholesale and Retail Trades, and Accommodation and Food Services Sectors</b>   |                      |  |  |
| 零售業銷貨額按月統計調查報告   | Report on Monthly Survey of Retail Sales   | 2/2012               | -  | -  |
| 食肆的收入及購貨額按季統計調查報告  | Report on Quarterly Survey of Restaurant Receipts and Purchases  | Q4/2011              | -  | -  |
| 進出口貿易、批發及零售業以及住宿及膳食服務業的業務表現及營運特色的主要統計數字                        | Key Statistics on Business Performance and Operating Characteristics of the Import/Export, Wholesale and Retail Trades, and Accommodation and Food Services Sectors                                  | 2010                 | -  | -  |

政府統計處刊物一覽（截至二零一二年五月一日）（續）

List of Publications of the Census and Statistics Department (as at 1.5.2012) (cont'd)

| 名稱  | Title  | 最新期號<br>Latest Issue | 印刷版售價(港元)<br>Price of Print Version (HK\$) |  |
|---|--|----------------------|--|--|
|   |  |                      | 不包括<br>郵費<br>Not<br>Including<br>Postage   | 連本地<br>郵費<br>Including<br>Local<br>Postage |
| <b>業務表現（續）</b>                                | <b>Business Performance (cont'd)</b>   |                      |  |  |
| <b>屋宇建築、建造及地產業</b>                            | <b>Building, Construction and Real Estate Sectors</b>  |                      |  |  |
| 公營建築工程的工資及材料成本指數<br>(1995年6月=100) (月刊)        | Index Numbers of the Costs of Labour and Materials used in<br>Public Sector Construction Projects (June 1995=100)<br>(monthly)   | 1/2012               | -  | -  |
| 公營建築工程的工資及材料成本指數<br>(2003年4月=100) (月刊)        | Index Numbers of the Costs of Labour and Materials used in<br>Public Sector Construction Projects (April 2003=100)<br>(monthly)  | 1/2012               | -  | -  |
| 建造工程完成量按季統計調查報告                               | Report on the Quarterly Survey of Construction Output  | Q4/2011              | -  | -  |
| 屋宇建築、建造及地產業的業務表現及<br>營運特色的主要統計數字              | Key Statistics on Business Performance and Operating<br>Characteristics of the Building, Construction and Real<br>Estate Sectors   | 2010                 | -  | -  |
| <b>運輸、倉庫及速遞服務業</b>                            | <b>Transportation, Storage and Courier Services Sector</b>   |                      |  |  |
| 運輸、倉庫及速遞服務業的業務表現及<br>營運特色的主要統計數字              | Key Statistics on Business Performance and Operating<br>Characteristics of the Transportation, Storage and Courier<br>Services Sector  | 2010                 | -  | -  |
| <b>資訊及通訊、金融及保險、專業及商用<br/>服務業</b>              | <b>Information and Communications, Financing and<br/>Insurance, Professional and Business Services Sectors</b>   |                      |  |  |
| 服務行業按季業務收益指數                                  | Quarterly Business Receipts Indices for Service Industries   | Q4/2011              | -  | -  |
| 服務業統計摘要按季補充資料                                 | Quarterly Supplement to Statistical Digest of the Services<br>Sector   | Q3/2011              | -  | -  |
| 資訊及通訊、金融及保險、專業及商用<br>服務業的業務表現及營運特色的主要<br>統計數字 | Key Statistics on Business Performance and Operating<br>Characteristics of the Information and Communications,<br>Financing and Insurance, Professional and Business<br>Services Sectors | 2010                 | -  | -  |
| 服務業統計摘要 (年刊)                                  | Statistical Digest of the Services Sector (annual)   | 2011                 | -  | -  |
| 二零零九年檢測及認證活動統計<br>調查報告 (特刊)                   | Report on the 2009 Survey of Testing and Certification<br>Activities (ad hoc)  | -                    | -  | -  |
| <b>駐港地區總部及地區辦事處</b>                           | <b>Regional Headquarters and Offices</b>   |                      |  |  |
| 代表香港境外母公司的駐港公司<br>按年統計調查報告                    | Report on Annual Survey of Companies in Hong Kong<br>Representing Parent Companies Located outside<br>Hong Kong  | 2011                 | -  | -  |
| <b>科技</b>                                     | <b>Science and Technology</b>  |                      |  |  |
| 資訊科技在工商業的使用情況<br>和普及程度按年統計調查報告                | Report on Annual Survey on Information Technology Usage<br>and Penetration in the Business Sector  | 2009                 | 88.0                                       | 104.4                                      |
| 香港創新活動統計 (年刊)                                 | Hong Kong Innovation Activities Statistics (annual)  | 2010                 | -  | -  |
| 香港－資訊社會 (年刊)                                  | Hong Kong as an Information Society (annual)   | 2011                 | -  | -  |
| 香港－知識型經濟 統計透視 (雙年刊)                           | Hong Kong as a Knowledge-based Economy<br>– A Statistical Perspective (biennial)   | 2011                 | -  | -  |
| <b>運輸、通訊及旅遊</b>                               | <b>Transport, Communications and Tourism</b>   |                      |  |  |
| <b>船務統計</b>                                   | <b>Shipping Statistics</b>   |                      |  |  |
| 香港船務統計 (季刊)                                   | Hong Kong Shipping Statistics (quarterly)  | 10-12/2011           | -  | -  |
| <b>國民收入及國際收支平衡</b>                            | <b>National Income and Balance of Payments</b>   |                      |  |  |
| <b>國民收入</b>                                   | <b>National Income</b>   |                      |  |  |
| 本地生產總值 (季刊)                                   | Gross Domestic Product (quarterly)   | Q4/2011              | -  | -  |
| 本地生產總值 (年刊) (2)                               | Gross Domestic Product (annual) (2)  | 2011                 | 95.0                                       | 103.2                                      |
| 本地生產總值統計特刊，二零零七年十月<br>(特刊)                    | Special Report on Gross Domestic Product, October 2007<br>(ad hoc)   | -                    | 54.0                                       | 58.0                                       |
| <b>國際收支平衡</b>                                 | <b>Balance of Payments</b>   |                      |  |  |
| 香港國際收支平衡統計 (季刊)                               | Balance of Payments Statistics of Hong Kong (quarterly)  | Q4/2011              | -  | -  |
| 香港對外債務統計數字 (季刊)                               | Hong Kong's External Debt Statistics (quarterly)   | Q4/2011              | -  | -  |
| 香港對外直接投資統計 (年刊)                               | External Direct Investment Statistics of Hong Kong<br>(annual)   | 2010                 | -  | -  |
| 香港國際收支平衡統計<br>一九九七年至一九九九年 (特刊)                | Balance of Payments Statistics of Hong Kong 1997 to 1999<br>(ad hoc)   | -                    | 14.0                                       | 18.0                                       |

政府統計處刊物一覽（截至二零一二年五月一日）（續）

List of Publications of the Census and Statistics Department (as at 1.5.2012) (cont'd)

| 名稱                                  | Title   | 最新期號<br>Latest Issue | 印刷版售價(港元)<br>Price of Print Version (HK\$) |  |
|-------------------------------------|---|----------------------|--|--|
|                                     |   |                      | 不包括<br>郵費<br>Not<br>Including<br>Postage   | 連本地<br>郵費<br>Including<br>Local<br>Postage |
|                                     |   |                      |  |  |
| <b>物價</b>                           | <b>Prices</b>   |                      |  |  |
| <b>消費物價</b>                         | <b>Consumer Prices</b>  |                      |  |  |
| 消費物價指數月報                            | Monthly Report on the Consumer Price Index  | 3/2012               | -  | -  |
| 消費物價指數年報                            | Annual Report on the Consumer Price Index   | 2011                 | -  | -  |
| <b>生產者價格</b>                        | <b>Producer Prices</b>  |                      |  |  |
| 特選建築材料平均批發價格（月刊）                    | Average Wholesale Prices of Selected Building Materials<br>(monthly)                            | 1/2012               | -  | -  |
| 工業按季生產者價格指數                         | Quarterly Producer Price Index for Industrial Sector  | Q4/2011              | -  | -  |
| <b>住戶開支</b>                         | <b>Household Expenditure</b>  |                      |  |  |
| 二零零九至一零年住戶開支統計調查及<br>重訂消費物價指數基期（特刊） | 2009/10 Household Expenditure Survey and the Rebasing of<br>the Consumer Price Indices (ad hoc) | -                    | 230.0                                      | 238.2                                      |
| <b>能源</b>                           | <b>Energy</b>   |                      |  |  |
| 香港能源統計（季刊）                          | Hong Kong Energy Statistics (quarterly)   | Q3/2011              | -  | -  |
| 香港能源統計（年刊）                          | Hong Kong Energy Statistics (annual)  | 2011                 | -  | -  |
| <b>統計分類表</b>                        | <b>Classification Lists</b>   |                      |  |  |
| 香港進出口貨物分類表（協調制度），<br>二零一二年版（特刊）     | Hong Kong Imports and Exports Classification List<br>(Harmonized System), 2012 Edition (ad hoc) |                      |  |  |
| 第一冊：第一至第十類貨物                        | Volume One: Commodity Section I – X   | -                    | 72.0                                       | 88.4                                       |
| 第二冊：第十一至第二十二類貨物                     | Volume Two: Commodity Section XI – XXII   | -                    | 72.0                                       | 88.4                                       |
| 香港商品貿易統計分類表，二零零七年版<br>（特刊）          | Hong Kong Merchandise Trade Statistics Classification,<br>2007 Edition (ad hoc)                 | -                    | 97.0                                       | 113.4                                      |
| 香港標準行業分類 2.0 版（特刊）                  | Hong Kong Standard Industrial Classification (HSIC)<br>Version 2.0 (ad hoc)                     | -                    | 164.0                                      | 192.0                                      |
| <b>統計發展報告</b>                       | <b>Report on Statistical Development</b>  |                      |  |  |
| 統計發展概要（年刊）                          | An Outline of Statistical Development (annual)  | 2011                 | 205.0                                      | 213.2                                      |

註釋： 所有政府統計處刊物均備有下載版，用戶可以在政府統計處網 站 (www.censtatd.gov.hk/products\_and\_services/products/publications/index\_tc.jsp) 免費下載統計刊物。部分刊物亦備有印刷版，可供購買。請參閱載於第 A15 頁獲取刊物的方法。

Notes: All publications of the Census and Statistics Department (C&SD) are available in download versions. Users may download publications free of charge from the website of C&SD (www.censtatd.gov.hk/products\_and\_services/products/publications/index.jsp). Some publications are also available in print versions and are offered for sale. Please refer to means of obtaining the publications in page A15.

除另有註明外，所有刊物均以中、英文對照形式出版。

Unless otherwise specified, all publications are published in bilingual format.

(1) 本刊物的印刷版亦於部分郵局出售（查詢熱線：(852) 2921 2222）。

(1) Print version of the publication is also put for sale at selected Post Offices (enquiry hotline : (852) 2921 2222).

(2) 分別備有中文版和英文版。

(2) Available in separate Chinese and English versions.

所列售價及郵費日後或有修訂。外地郵費將於收到訂購要求後另行通知。

All quoted prices and postages are subject to revision. Postage for external mailings will be advised upon receipt of orders.

有關政府統計處刊物及其他統計產品的最新資料，請瀏覽本處網站內「產品及服務」一節 (www.censtatd.gov.hk/products\_and\_services/index\_tc.jsp) 或致電刊物出版組查詢（電話：(852) 2582 3025）。

For up-to-date information of the publications and other statistical products of C&SD, please visit the “Products & Services” section on the website of the department (www.censtatd.gov.hk/products\_and\_services/index.jsp) or call the Publications Unit of the department at (852) 2582 3025.

政府統計處唯讀光碟產品一覽 (截至二零一二年五月一日)  
List of CD-ROM Products of the Census and Statistics Department (as at 1.5.2012)

|  |  | 售價不包括<br>郵費(港元)<br>Price Not<br>Including<br>Postage (HK\$)  | 售價連本地<br>郵費(港元)<br>Price<br>Including Local<br>Postage (HK\$) |
|--|--|--|---|
| <b>二零零一年人口普查</b>   |  |  |   |
| <b>統計表唯讀光碟 (不定期) ++</b>  |  |  |   |
| 載有372個常用統計表。有關統計表涉及的主題廣泛，包括人口、住戶、教育、經濟、房屋、內部遷移及人口分組等本港住戶及人口特徵。選定統計表亦載列按區議會分區／選區及規劃統計小區／街段劃分的統計數字。                                      | <b>TAB on CD-ROM (ad hoc) ++</b><br>Contains 372 commonly used statistical tables. The tables cover a wide range of topics including demographic, household, education, economic, housing, internal migration and home moving, and population sub-group characteristics of the households and population in Hong Kong. There are also geographical breakdown of the statistics by District Council District/Constituency Area and Tertiary Planning Unit/Street Block in selected tables.  | 1,690.0  | 1,711.2   |
| <b>地圖唯讀光碟 (不定期)</b>  |  |  |   |
| 以常用的格式提供一套數碼化的香港地圖，內載的地域分界數碼地圖包括香港海岸線、區議會分區／選區分界、規劃統計小區（及其合併組）分界、街段—小合併組分界及新市鎮分界。配合適當的電腦軟件，這套數碼地圖可把載於《二零零一年人口普查—統計表唯讀光碟》內的統計數據作地理顯示之用。 | <b>MAP on CD-ROM (ad hoc)</b><br>Contains a set of digital maps of Hong Kong in commonly used formats. The digital maps for geographical delineation included therein are Coastline of Hong Kong, District Council District/Constituency Area Boundary, Tertiary Planning Unit (and Groupings) Boundary, Small Street Block Group Boundary and New Town Boundary. When used with suitable computer software, the digital maps can be used for geographical presentation of the statistical data contained in the 2001 Population Census - TAB on CD-ROM. | 840.0  | 857.0   |
| 關於購買以上兩套光碟事宜，請致電人口統計組（電話：(852) 2716 8025）。   |  | Please call the Demographic Statistics Section at (852) 2716 8025 for matters relating to the purchase of the above two sets of CD-ROM.  |   |
| <b>對外商品貿易</b>  |  |  |   |
| <b>香港對外商品貿易唯讀光碟</b>  |  |  |   |
| 列載過去24個月的按月貿易統計數字及過往八年的按年貿易統計數字（按年數字只載於周年版），並包括按貨品類別（「標準國際貿易分類」或「協調制度」）、國家／地區及運輸方式劃分的詳細貿易統計數字。   | <b>Hong Kong External Merchandise Trade CD-ROM</b><br>Contains monthly trade data for past 24 months and annual trade data for past eight years (annual figures are only available in the annual edition). Detailed statistics classified by commodity (using the Standard International Trade Classification or the Harmonized System), by country/territory and by mode of transport are also included.  | ) 這些光碟產品由益百利香港有限公司生產及銷售。有關查詢及訂購，請直接與該公司聯絡（電話：(852) 2839 5388）。<br>) These CD-ROMs are produced and marketed by Experian Hong Kong Limited. For enquiries and purchase, please contact the company direct at (852) 2839 5388. |   |
| <b>香港船務統計唯讀光碟 (按季產品)</b>   |  |  |   |
| 列載自一九九三年以來，按運輸方式、裝運種類、裝貨／卸貨國家／地區及港口、貨品、貨物種類、貨物裝卸地點及與中國內地有關的轉運劃分的貨物及載貨貨櫃吞吐量統計數字。  | <b>Hong Kong Shipping Statistics CD-ROM (quarterly)</b><br>Contains data back-dated to 1993 on cargo and laden container throughput statistics analysed by mode of transport, shipment type, country/territory and port of loading/discharge, commodity, cargo type, cargo handling location and transshipment related to the mainland of China.   |  |   |

註釋： ++ 分別備有中文版和英文版。

所列售價及郵費日後或有修訂。外地郵費將於收到訂購要求後另行通知。

有關政府統計處刊物及其他統計產品的最新資料，請瀏覽本處網站內「產品及服務」一節 ([www.censtatd.gov.hk/products\\_and\\_services/index\\_tc.jsp](http://www.censtatd.gov.hk/products_and_services/index_tc.jsp))或致電刊物出版組查詢（電話：(852) 2582 3025）。

Notes: ++ Available in separate Chinese and English versions.

All quoted prices and postages are subject to revision. Postage for external mailings will be advised upon receipt of orders.

For up-to-date information of the publications and other statistical products of the Census and Statistics Department, please visit the "Products & Services" section on the website of the department ([www.censtatd.gov.hk/products\\_and\\_services/index.jsp](http://www.censtatd.gov.hk/products_and_services/index.jsp)) or call the Publications Unit of the department at (852) 2582 3025.

## 獲取政府統計處刊物及其他統計產品的方法

### Means of Obtaining Publications and Other Statistical Products of the Census and Statistics Department

#### 網站

用戶可以在政府統計處網站 ([www.censtatd.gov.hk/products\\_and\\_services/products/publications/index\\_tc.jsp](http://www.censtatd.gov.hk/products_and_services/products/publications/index_tc.jsp)) 免費下載統計刊物。

#### 郵購服務

政府統計處部分刊物備有印刷版，於政府新聞處的政府書店網站([www.bookstore.gov.hk](http://www.bookstore.gov.hk))有售。市民亦可在政府統計處網站 ([www.censtatd.gov.hk/products\\_and\\_services/other\\_services/provision\\_of\\_stat/mail\\_ordering\\_of\\_publications/index\\_tc.jsp](http://www.censtatd.gov.hk/products_and_services/other_services/provision_of_stat/mail_ordering_of_publications/index_tc.jsp)) 下載郵購表格，並將填妥的郵購表格，連同所需費用的支票或匯票寄回辦理。

#### 銷售中心

市民可親臨政府統計處刊物出版組購買刊物的印刷版和唯讀光碟產品，並即時提取。刊物出版組的地址是：

香港灣仔港灣道十二號  
灣仔政府大樓十九樓

電話：(852) 2582 3025  
圖文傳真：(852) 2827 1708

該組並設有閱讀區，陳列政府統計處各類刊物的最新期號，供讀者查閱。閱讀區也備有統計處編製的宣傳／教育單張和小冊子，歡迎索閱。

#### Website

Users may download statistical publications free of charge from the website of the Census and Statistics Department ([www.censtatd.gov.hk/products\\_and\\_services/products/publications/index.jsp](http://www.censtatd.gov.hk/products_and_services/products/publications/index.jsp)).

#### Mail Order Service

Some publications of the Census and Statistics Department are available in print versions and are offered for sale online at the Government Bookstore of the Information Services Department ([www.bookstore.gov.hk](http://www.bookstore.gov.hk)). A mail order form for ordering print versions of publications is also available for downloading on the website of the Department ([www.censtatd.gov.hk/products\\_and\\_services/other\\_services/provision\\_of\\_stat/mail\\_ordering\\_of\\_publications/index.jsp](http://www.censtatd.gov.hk/products_and_services/other_services/provision_of_stat/mail_ordering_of_publications/index.jsp)). Completed form should be sent back together with a cheque or bank draft covering all necessary cost.

#### Sales Centre

Print versions of publications and CD-ROM products are available for purchase and collection on the spot at the Publications Unit of the Census and Statistics Department at the following address :

19/F Wanchai Tower  
12 Harbour Road, Wan Chai, Hong Kong.

Tel. : (852) 2582 3025  
Fax : (852) 2827 1708

The Unit also provides a reading area where users may browse through the latest issue of various publications of the Department on display. Publicity/educational leaflets and pamphlets of the Department are also available for collection.

郵購表格 (只適用於印刷版)

Mail Order Form (Applicable to print versions only)

致：香港中環花園道  
美利大廈 4樓 402室  
政府新聞處  
刊物銷售小組  
電話：(852) 2537 1910  
圖文傳真：(852) 2523 7195

To：Publications Sales Unit  
Information Services Department  
Room 402, 4/F, Murray Building,  
Garden Road, Central, Hong Kong  
Tel. : (852) 2537 1910  
Fax : (852) 2523 7195

| 書名<br>Title | 刊期<br>(年份/季/<br>月份或期號)<br>Issue<br>(Year/Quarter/<br>Month or Issue no.) | 數量<br>Quantity | 每本售價<br>(港元)<br>Price per copy<br>(HK\$) | 本地郵費 <sup>(1)(2)</sup><br>(港元)<br>Local <sup>(1)(2)</sup><br>postage (HK\$) | 金額(港元)<br>Amount(HK\$) |
|-------------|--|----------------|--|---|------------------------|
|             |  |                |  |   |                        |
|             |  |                |  |   |                        |
|             |  |                |  |   |                        |
|             |  |                |  |   |                        |
|             |  |                |  |   |                        |
|             |  |                |  |   |                        |

本人欲訂購上述刊物。現附上劃線支票（抬頭人「香港特別行政區政府」）編號 \_\_\_\_\_  
港幣 \_\_\_\_\_ 元正。

I wish to order the above publications and enclose a crossed cheque no. \_\_\_\_\_ for HK\$ \_\_\_\_\_  
made payable to “**The Government of the Hong Kong Special Administrative Region**”.

|    |          |  |
|----|----------|--|
| 姓名 | Name     |  |
| 地址 | Address  |  |
| 電話 | Tel. No. |  |
| 日期 | Date     |  |

註： (1) 外地的訂戶暫時無須付上支票，所需郵費將於收到訂購表格後另行通知。

Notes: For mailings to addresses outside Hong Kong, please do not send in a cheque now. The required postage will be advised upon receipt of order.

(2) 訂購超過一本相同名稱的年刊或特刊，請向政府新聞處查詢所需的本地郵費（電話：(852) 2842 8844 或 (852) 2842 8845，圖文傳真：(852) 2598 7482）。

For an order of multiple copies of publication with the same title, please consult the Information Services Department about the required local postage. (Tel. : (852) 2842 8844 or (852) 2842 8845, Fax : (852) 2598 7482).

你在表格上所提供的資料，只會用作辦理書刊訂購事宜，不會公開予任何和訂購無關的人士。如你欲查看或更改所填報的資料，請與政府新聞處處長聯絡。

The information provided will be used for processing your order of publications and will not be disclosed to parties outside the Government. You may seek access to or correction of the information by addressing your request to the Director of Information Services.