

# 就業及空缺 按季統計報告 Quarterly Report of Employment and Vacancies Statistics

2017 年 9 月  
September 2017



香港特別行政區 政府統計處  
Census and Statistics Department  
Hong Kong Special Administrative Region

10 years+  
同心服務  
caring organisation

MD  
人才企業



# 就業及空缺按季統計報告

## Quarterly Report of Employment and Vacancies Statistics

2017年9月  
September 2017

有關本刊物的查詢，請聯絡：

**政府統計處 就業統計及機構記錄組**

地址：香港灣仔港灣道12號灣仔政府大樓20樓

電話：(852) 2582 5076 圖文傳真：(852) 2827 2296

電郵：employment@censtatd.gov.hk

Enquiries about this publication can be directed to :

**Employment Statistics and Central Register of Establishments Section  
Census and Statistics Department**

Address : 20/F, Wanchai Tower, 12 Harbour Road, Wan Chai, Hong Kong.

Tel. : (852) 2582 5076 Fax : (852) 2827 2296

E-mail : employment@censtatd.gov.hk

政府統計處網站 Website of the Census and Statistics Department  
[www.censtatd.gov.hk](http://www.censtatd.gov.hk)

2017年12月出版

Published in December 2017

本刊物只備有下載版

This publication is available in download version only



<b>I. 引言</b>	<b>Introduction</b>	1
<b>II. 統計調查結果摘要</b>	<b>Summary of Survey Findings</b>	
就業人數	<i>Employment</i>	1
職位空缺	<i>Vacancies</i>	3
經季節性調整的就業人數及職位 空缺數目	<i>Seasonally adjusted figures of persons engaged and vacancies</i>	5
<b>III. 統計表</b>	<b>Statistical Tables</b>	
註釋	<i>Explanatory notes</i>	6
用語及定義	<i>Terms and definitions</i>	9
注意事項	<i>Notes in reading the tables</i>	10
以新行業分類劃分的就業及職位 空缺統計數字的後向估計數列	<i>Backcasted series of employment and vacancies statistics in new industrial classification</i>	14
統計表	<i>Tables</i>	
表 1 公務員人數及有關職位空缺數目	Table 1 Number of civil servants and civil service vacancies	14
表 2 按行業主類劃分的機構單位數 目、就業人數及職位空缺數 目（公務員除外）	Table 2 Number of establishments, persons engaged and vacancies (other than those in the civil service) analysed by industry section	15
表 3 按行業主類／行業大類劃分的就 業人數（公務員除外）	Table 3 Number of persons engaged (other than those in the civil service) analysed by industry section / industry division	19
表 4 按行業主類／行業大類劃分的職 位空缺數目（公務員除外）	Table 4 Number of vacancies (other than those in the civil service) analysed by industry section / industry division	25
表 5 按行業主類／行業大類劃分的機 構單位數目（政府部門除外）	Table 5 Number of establishments (excluding civil service) analysed by industry section / industry division	31

		頁數 Page
表 6	按選定行業中類／行業小類／行業小分類劃分的機構單位數目、就業人數及職位空缺數目（公務員除外）	37
Table 6	Number of establishments, persons engaged and vacancies (other than those in the civil service) analysed by selected industry group / industry class / industry sub-class	
表 7	按零售商類別劃分的零售業機構單位數目、就業人數及職位空缺數目（公務員除外）	45
Table 7	Number of establishments, persons engaged and vacancies (other than those in the civil service) in the retail trade analysed by type of retail outlet	
表 8	按行業主類／行業大類及性別劃分的就業人數（公務員除外）	47
Table 8	Number of persons engaged (other than those in the civil service) analysed by industry section / industry division and sex	
表 9	按行業主類及機構規模劃分的機構單位數目及就業人數（公務員除外）	53
Table 9	Number of establishments and persons engaged (other than those in the civil service) analysed by industry section and size of establishment	
表 10	按行業主類及主要職業組別劃分的職位空缺數目（公務員除外）	56
Table 10	Number of vacancies (other than those in the civil service) analysed by industry section and major occupation group	
表 11	選定行業主類內經季節性調整及未經調整的就業人數（公務員除外）按3個月的變動百分率	58
Table 11	Percentage change over 3-month period of the seasonally adjusted and seasonally unadjusted statistics of persons engaged (other than those in the civil service) in selected industry sections	
表 12	選定行業主類內經季節性調整及未經調整的職位空缺數目（公務員除外）按3個月的變動百分率	59
Table 12	Percentage change over 3-month period of the seasonally adjusted and seasonally unadjusted statistics of vacancies (other than those in the civil service) in selected industry sections	

## 統計圖

## Charts

圖 1	選定行業主類的就業人數	60
Chart 1	Employment in selected industry sections	
圖 2	選定行業主類的職位空缺數目	60
Chart 2	Number of vacancies in selected industry sections	
圖 3	製造業的就業人數	61
Chart 3	Employment in manufacturing	
圖 4	建築地盤的工人人數	61
Chart 4	Number of manual workers engaged at construction sites	

		頁數 Page
圖 5	進出口貿易、批發及零售業以及住宿及膳食服務業的就業人數	62
圖 6	金融及保險業、地產業以及專業及商用服務業的就業人數	62
圖 7	經季節性調整及未經調整的就業人數數列（公務員除外）	63
圖 8	經季節性調整及未經調整的職位空缺數列（公務員除外）	63
<b>IV. 統計方法</b>		
	<b>Statistical Methodology</b>	
資料來源	<i>Data source</i>	64
抽樣設計	<i>Sample design</i>	64
統計調查方法及回應率	<i>Survey method and response rate</i>	65
行業資料更新	<i>Industry updating</i>	66
估計的可靠性	<i>Reliability of the estimates</i>	66
<b>V. 其他參考資料</b>	<b>Further References</b>	67
附錄甲 《香港標準行業分類1.1版》及《香港標準行業分類2.0版》的高層次分類的概略比較	<b>Appendix A</b> Crude conversion between the top level classifications of HSIC Version 1.1 and HSIC Version 2.0	69
附錄乙 不同零售商類別的涵蓋範圍	<b>Appendix B</b> Coverage of different types of retail outlets	70
獲取政府統計處刊物的方法	<b>Means of Obtaining Publications of the Census and Statistics Department</b>	71





## I. 引言

1.1 本報告載列香港各個主要的經濟行業內有關就業人數及職位空缺數目的統計數字。這些數字主要根據政府統計處所進行的「僱傭及職位空缺按季統計調查」及「建築地盤就業人數按季統計調查」的結果而編製，為本港勞工市場提供短期變動的指標。

1.2 由於本報告的統計數字並不包括香港所有行業，因此個別行業主類及總計數字只涉及有關統計調查所包括的行業。有關詳細的行業涵蓋範圍，請參閱本報告第III部分第3.2–3.5段。

1.3 因應政府統計處在2008年10月發表新的「香港標準行業分類2.0版」，「僱傭及職位空缺按季統計調查」已採用該行業分類編製機構單位數目、就業人數及職位空缺數目的統計數字，以取代沿用的「香港標準行業分類1.1版」。由2009年起，本報告內的所有統計數字均按「香港標準行業分類2.0版」編製。

## II. 統計調查結果摘要

2.1 本報告內的就業人數，是指上述各統計調查所包括的公營及私營機構（包括建築地盤）所呈報的就業人數，而職位空缺統計數字是指所呈報的職位空缺數目。

### 就業人數

2.2 在2017年9月就業人數是3 012 797，與上年同期比較上升1.1%。按行業主類劃分的2017年9月就業人數（公務員除外），與2016年9月及2017年6月的數字比較詳列於下表：

## I. Introduction

1.1 This report presents statistics on the number of persons engaged and vacancies in major economic sectors in Hong Kong, based mainly on the findings of the Quarterly Survey of Employment and Vacancies (SEV) and the Quarterly Employment Survey of Construction Sites (Site Survey) conducted by the Census and Statistics Department (C&SD). These statistics serve as indicators of short-term changes in the local labour market.

1.2 It should be noted that since the statistics quoted in this report do not cover all the industries in Hong Kong, figures at the industry section level and the total figures relate only to those industries covered in relevant surveys. For details of the industrial coverage, please refer to paragraphs 3.2 – 3.5 in Part III of this report.

1.3 With the release of the new Hong Kong Standard Industrial Classification Version 2.0 (HSIC V2.0) by the C&SD in October 2008, the SEV has been enhanced to adopt the HSIC V2.0 to replace the HSIC Version 1.1 in compiling the statistics on the number of establishments, persons engaged and vacancies starting from 2009. Hence, all the statistics contained in this report are in HSIC V2.0.

## II. Summary of Survey Findings

2.1 In this report, *employment* refers to the number of persons engaged as reported by the establishments in the public and private sectors (including construction sites) covered by the above-mentioned surveys, while the statistics on *vacancies* refer to the number of job vacancies thereby reported.

### Employment

2.2 Employment stood at 3 012 797 in September 2017, representing a 1.1% increase when compared with a year earlier. A comparison of the employment figures (other than those in the civil service) for September 2017 with those for September 2016 and June 2017, analysed by industry section, is detailed in the following table :

**表甲 按行業主類劃分的就業人數（公務員除外）**  
**Table A Number of persons engaged (other than those in the civil service) analysed by industry section**

香港標準行業分類2.0版 行業主類（編碼及名稱） Industry section of HSIC V2.0 (code and description)	就業人數 No. of persons engaged (Employment)			變動百分率（%） <sup>(2)</sup> Percentage change (%)	
	2016年9月 Sep 2016	2017年6月 Jun 2017	2017年9月 Sep 2017	2017年9月與 2016年9月比較 Sep 2017 over Sep 2016	2017年9月與 2017年6月比較 Sep 2017 over Jun 2017
B 採礦及採石 Mining and quarrying	63	57	54	-14.3	-5.3
C 製造 Manufacturing	95 266	93 413	92 036	-3.4	-1.5 (-1.5)
D & E 電力和燃氣供應及廢棄物管理 Electricity and gas supply, and waste management	11 125	11 317	11 252	+1.1	-0.6 (-1.6)
F 建築地盤（只包括地盤工人） Construction sites (manual workers only)	107 819	112 825	121 466	+12.7	+7.7 (+7.1)
G 進出口貿易、批發及零售 <sup>(1)</sup> Import/export, wholesale and retail trades	808 482	808 777	806 497	-0.2	-0.3 (-0.2)
進出口貿易及批發 Import/export trade and wholesale	541 961	540 981	539 366	-0.5	-0.3
零售 <sup>(1)</sup> Retail	266 521	267 796	267 131	+0.2	-0.2
H 運輸、倉庫、郵政及速遞服務 <sup>(1)</sup> Transportation, storage, postal and courier services	178 184	177 615	178 998	+0.5	+0.8
I 住宿及膳食服務 <sup>(1)</sup> Accommodation and food services	282 079	281 534	283 365	+0.5	+0.7 (+0.6)
J 資訊及通訊 Information and communications	105 671	106 581	106 623	+0.9	+§
K 金融及保險 <sup>(1)</sup> Financing and insurance	220 810	223 680	224 963	+1.9	+0.6
L 地產 Real estate	129 682	130 455	131 400	+1.3	+0.7
M & N 專業及商用服務 <sup>(1)</sup> Professional and business services	370 096	374 423	374 576	+1.2	+§
P - S 社會及個人服務 <sup>(1)</sup> Social and personal services	505 220	510 767	512 540	+1.4	+0.3 (+0.5)
以上行業主類總計 <sup>(1)</sup> Total of industry sections above	2 814 497	2 831 444	2 843 770	+1.0	+0.4 (+0.4)

註釋：(1) 數字只涉及有關統計調查所包括的行業，詳情請參閱第18頁的「註釋」。

Notes: Figures relate only to those industries covered. Please refer to the "Notes" on page 18 for details.

(2) 括號內的數字是經季節性調整後的變動百分率數字（詳細的數據請參閱第58頁表11），有關的數列會因應最新數據的趨勢而定期調整。由於部分行業主類沒有明顯的季節性模式，所以並沒有編製有關的數字。

Figures in brackets denote percentage changes compiled on a seasonally adjusted basis. More details are given in Table 11 on page 58. They are subject to routine revision when more up-to-date figures become available. Seasonally adjusted data series are not compiled for some industry sections as no clear seasonal patterns are found in these sections.

§ 少於0.05%。  
Less than 0.05%.

## 職位空缺

2.3 在2017年9月職位空缺的總數是79 379（包括8 230個公務員職位空缺），與上年同期比較上升1.7%。按行業主類劃分的職位空缺數目（公務員職位空缺除外），與2016年9月及2017年6月的數字比較詳列於下表：

## Vacancies

2.3 In September 2017, the total number of vacancies was 79 379 (including 8 230 vacancies in the civil service). It represented an increase of 1.7% when compared with a year earlier. The vacancies figures (other than those in the civil service) broken down by industry section, together with a comparison with the corresponding figures for September 2016 and June 2017, are detailed in the following table :

**表乙 按行業主類劃分的職位空缺數目（公務員除外）**  
**Table B Number of vacancies (other than those in the civil service) analysed by industry section**

香港標準行業分類2.0版 行業主類（編碼及名稱） Industry section of HSIC V2.0 (code and description)	職位空缺數目 No. of vacancies			變動百分率(%) <sup>(2)</sup> Percentage change (%)	
	2016年9月 Sep 2016	2017年6月 Jun 2017	2017年9月 Sep 2017	2017年9月與 2016年9月比較 Sep 2017 over Sep 2016	2017年9月與 2017年6月比較 Sep 2017 over Jun 2017
B 採礦及採石 Mining and quarrying	***	***	***	***	***
C 製造 Manufacturing	2 099	2 288	2 238	+6.6	-2.2
D & E 電力和燃氣供應及廢棄物管理 Electricity and gas supply, and waste management	***	***	***	***	***
F 建築地盤（只包括地盤工人） <sup>∞</sup> Construction sites (manual workers only)	592	1 508	831	+40.4	-44.9
G 進出口貿易、批發及零售 <sup>(1)</sup> Import/export, wholesale and retail trades	15 310	14 404	15 744	+2.8	+9.3
進出口貿易及批發 Import/export trade and wholesale	7 031	7 322	7 614	+8.3	+4.0
零售 <sup>(1)</sup> Retail	8 279	7 082	8 130	-1.8	+14.8
H 運輸、倉庫、郵政及速遞服務 <sup>(1)</sup> Transportation, storage, postal and courier services	3 206	3 560	3 598	+12.2	+1.1 (+9.9)
I 住宿及膳食服務 <sup>(1)</sup> Accommodation and food services	13 225	13 216	12 627	-4.5	-4.5
J 資訊及通訊 Information and communications	2 830	2 710	2 750	-2.8	+1.5
K 金融及保險 <sup>(1)</sup> Financing and insurance	5 418	5 744	5 507	+1.6	-4.1
L 地產 Real estate	4 053	4 210	4 141	+2.2	-1.6
M & N 專業及商用服務 <sup>(1)</sup> Professional and business services	8 202	8 589	8 589	+4.7	0
P - S 社會及個人服務 <sup>(1)</sup> Social and personal services	14 210	13 132	14 915	+5.0	+13.6
以上行業主類總計 <sup>(1)</sup> Total of industry sections above	69 341	69 592	71 149	+2.6	+2.2 (+3.8)

註釋：(1) 數字只涉及有關統計調查所包括的行業，詳情請參閱第18頁的「註釋」。

Notes: Figures relate only to those industries covered. Please refer to the "Notes" on page 18 for details.

(2) 括號內的數字是經季節性調整後的變動百分率數字（詳細的數據請參閱第59頁表12），有關的數列會因應最新數據的趨勢而定期調整。

Figures in brackets denote percentage changes compiled on a seasonally adjusted basis. More details are given in Table 12 on page 59. They are subject to routine revision when more up-to-date figures become available.

\*\*\* 為使個別機構單位所提供的資料得以保密，數據不予公布。

Data are not released in order to safeguard confidentiality of information provided by individual establishments.

∞ 請參閱2017年9月號的《建築地盤就業及空缺按季統計報告》內第V部分的「統計調查局限」。

Please refer to "Limitations of the Survey" in Part V of the *Quarterly Report of Employment and Vacancies at Construction Sites, September 2017*.

2.4 在2017年9月的71 149個職位空缺（公務員職位空缺除外）中，大部分屬於四個主要職業組別，即「輔助專業人員」、「文書支援人員」、「服務工作及銷售人員」和「非技術工人」。按主要職業組別劃分的2017年9月職位空缺數目與2016年9月及2017年6月的數字比較詳列於下表：

2.4 Of the 71 149 vacancies (other than those in the civil service) in September 2017, the majority were recorded in four major occupation groups, viz. “associate professionals”, “clerical support workers”, “service and sales workers”, and “elementary occupations”. A comparison of the vacancies figures for September 2017 with those for September 2016 and June 2017, broken down by major occupation group, is detailed in the following table :

**表丙 按主要職業組別劃分的職位空缺數目（公務員除外）**  
**Table C Number of vacancies (other than those in the civil service) analysed by major occupation group**

主要職業組別 Major occupation group	職位空缺數目 No. of vacancies			變動百分率(%) Percentage change (%)	
	2016年9月 Sep 2016	2017年6月 Jun 2017	2017年9月 Sep 2017	2017年9月與 2016年9月比較 Sep 2017 over Sep 2016	2017年9月與 2017年6月比較 Sep 2017 over Jun 2017
經理及行政級人員 Managers and administrators	3 112	3 144	2 984	-4.1	-5.1
專業人員 Professionals	4 665	6 081	6 286	+34.7	+3.4
輔助專業人員 Associate professionals	12 583	14 193	13 963	+11.0	-1.6
文書支援人員 Clerical support workers	7 956	6 913	7 467	-6.1	+8.0
服務工作及銷售人員 Service and sales workers	23 621	21 108	21 779	-7.8	+3.2
工藝及有關人員 Craft and related workers	3 026	2 809	2 973	-1.8	+5.8
機台及機器操作員及裝配員 Plant and machine operators and assemblers	1 813	2 256	1 852	+2.2	-17.9
非技術工人 Elementary occupations	12 565	13 088	13 845	+10.2	+5.8
總計 Total	69 341	69 592	71 149	+2.6	+2.2

## 經季節性調整的就業人數及職位空缺數目

2.5 就業人數及職位空缺數目按3個月的變動會受到季節性因素影響。經季節性調整後的數列，才可進行較有意義的分析。按新的「香港標準行業分類2.0版」編製經季節性調整的就業人數和職位空缺數目的數列，可追溯至2000年3月。表11及表12分別載列選定行業主類內經季節性調整的就業人數及職位空缺數字按3個月的變動百分率。

2.6 經季節性調整後，2017年9月統計調查所涵蓋行業主類的就業人數及職位空缺數目為2 847 954人及70 992個，較2017年6月分別上升0.4%及3.8%。由去年同期起經季節性調整的就業人數和職位空缺數目及其按3個月的變動百分率載列於下表：

## Seasonally adjusted figures of persons engaged and vacancies

2.5 Changes in the number of persons engaged and vacancies over a 3-month period are affected by seasonal factors. More meaningful analysis of such changes can be conducted by using seasonally adjusted figures. The seasonally adjusted data series for persons engaged and vacancies in HSIC V2.0 can be dated back to March 2000. Percentage changes of the seasonally adjusted employment and vacancies figures over the 3-month period in selected industry sections are shown in Table 11 and Table 12 respectively.

2.6 The seasonally adjusted employment and vacancies figures for all the industry sections surveyed in September 2017 were 2 847 954 and 70 992, showing increases of 0.4% and 3.8% respectively over June 2017. The seasonally adjusted figures of persons engaged and vacancies since the same period of last year and their 3-month percentage changes are given in the table below :

**表D 經季節性調整的就業人數及職位空缺數目按3個月的變動（公務員除外）**  
**Table D Changes over 3-month period of the seasonally adjusted figures of persons engaged and vacancies (other than those in the civil service)**

年 Year	月 Month	就業人數 <sup>(1)</sup> Persons engaged				職位空缺數目 <sup>(1)</sup> Vacancies			
		未經季節性 調整的數字 Seasonally unadjusted figure	經季節性 調整的數字 <sup>(2)</sup> Seasonally adjusted figure	按3個月的變動百分率(%) Percentage change over 3-month period (%)		未經季節性 調整的數字 Seasonally unadjusted figure	經季節性 調整的數字 <sup>(2)</sup> Seasonally adjusted figure	按3個月的變動百分率(%) Percentage change over 3-month period (%)	
				未經季節性 調整 Seasonally unadjusted	經季節性 調整 Seasonally adjusted			未經季節性 調整 Seasonally unadjusted	經季節性 調整 Seasonally adjusted
2016	9	2 814 497	2 818 900	+0.2	+0.3	69 341	69 252	+1.7	+3.4
	12	2 829 770	2 824 674	+0.5	+0.2	67 141	69 705	-3.2	+0.7
2017	3	2 836 519	2 833 621	+0.2	+0.3	70 463	69 299	+4.9	-0.6
	6	2 831 444	2 835 342	-0.2	+0.1	69 592	68 369	-1.2	-1.3
	9	2 843 770	2 847 954	+0.4	+0.4	71 149	70 992	+2.2	+3.8

註釋：(1) 數字只涉及有關統計調查所包括的行業，詳情請參閱第18頁的「註釋」。

Notes: Figures relate only to those industries covered. Please refer to the "Notes" on page 18 for details.

(2) 經季節性調整的數列會因應最新數據的趨勢而定期調整。

The seasonally adjusted data series are subject to routine revision when more up-to-date figures become available.

### III. 統計表

#### 註釋

3.1 本報告所發表的按行業分類統計數字是以「香港標準行業分類2.0版」為依據，這分類以聯合國的《所有經濟活動的國際標準行業分類修訂本第4版》（國際標準行業分類）為基礎，因應本地經濟的行業結構而釐定。「香港標準行業分類2.0版」的架構有五個層次，每層次的名稱如下：

#### 香港標準行業

分類 2.0 版層次	編碼	名稱
第一層	1位字母	行業主類
第二層	2位數字	行業大類
第三層	3位數字	行業中類
第四層	4位數字	行業小類
第五層	6位數字	行業小分類

在1991年3月以前所發表的就業人數及職位空缺統計數字，是以「國際標準行業分類」修訂版分類。1991年3月至2008年12月期間，有關統計數字是以「香港標準行業分類」（於2001年修訂為1.1版）3位數字及選定4/6位數字的行業分類發表。由2009年3月起，這些統計數字則以「香港標準行業分類2.0版」2位數字及選定3/4/6位數字發表。使用數據時必須注意，由於個別行業涵蓋範圍的差異，在某些情況下，按上述四個不同行業分類而編製的就業人數及職位空缺統計數字，並不能直接作比較。就「香港標準行業分類2.0版」與「香港標準行業分類1.1版」所分別編製的統計數字作比較，可參閱政府統計處網站內的《「香港標準行業分類2.0版」與「香港標準行業分類1.1版」的對照》，網址為：[www.statistics.gov.hk/pub/B2XX00182008XXXXB0800.pdf](http://www.statistics.gov.hk/pub/B2XX00182008XXXXB0800.pdf)。

### III. Statistical Tables

#### Explanatory notes

3.1 The industry breakdowns of statistics shown in this report are based on the HSIC V2.0, which is modelled on the United Nations' *International Standard Industrial Classification of All Economic Activities Revision 4* (ISIC Rev. 4), with adaptation for the industrial structure of the local economy. The HSIC V2.0 adopts a hierarchical structure with five different levels labelled as follows:

HSIC V2.0 level	Codes	Description
1st	1-alphabet	Industry section
2nd	2-numeral	Industry division
3rd	3-numeral	Industry group
4th	4-numeral	Industry class
5th	6-numeral	Industry sub-class

Prior to March 1991, breakdowns of employment and vacancies statistics by industry were published according to an adapted version of ISIC. During March 1991 to December 2008, such statistics were published at 3-digit and selected 4/6-digit levels in HSIC (revised and renamed as Version 1.1 since 2001). Since March 2009, these statistics have been published at 2-numeral and selected 3/4/6-numeral code levels of HSIC V2.0. It should be noted that on some occasions, breakdowns of employment and vacancies statistics under the above-mentioned four industrial classifications are not strictly comparable due to the changes in coverage of individual industries. For comparison of statistics under HSIC V2.0 against those under HSIC Version 1.1, users may refer to the publication *Concordances between Hong Kong Standard Industrial Classification Version 2.0 (HSIC V2.0) and Hong Kong Standard Industrial Classification Version 1.1 (HSIC V1.1)* on the C&SD Website at [www.statistics.gov.hk/pub/B2XX00182008XXXXB0800.pdf](http://www.statistics.gov.hk/pub/B2XX00182008XXXXB0800.pdf).

3.2 本報告所載列的統計數字主要是根據政府統計處所進行的「僱傭及職位空缺按季統計調查」及「建築地盤就業人數按季統計調查」的結果而編製。這些統計數字的範圍包括下列不同行業主類內大部分主要經濟活動：

**行業主類 名稱**

B	採礦及採石
C	製造
D及E	電力和燃氣供應及廢棄物管理
F	建造（只包括建築地盤）
G	進出口貿易、批發及零售
H	運輸、倉庫、郵政及速遞服務
I	住宿及膳食服務
J	資訊及通訊
K	金融及保險
L	地產
M及N	專業及商用服務
P – S	社會及個人服務 <sup>▽</sup>

3.3 有關統計調查主要不包括以下行業主類內的經濟活動：

**行業主類 不包括的經濟活動**

A	農業、林業及漁業（整個行業主類）
F	建造（建築地盤除外）
G	小販及零售攤檔（街市攤檔除外）
H	的士、公共小巴，以及部分貨車及港內水上貨運服務
K	貨幣管理機構及非持有商業登記的自僱保險代理
M及N	康樂及運動用品租賃
O	公共行政（整個行業主類）
P – S	宗教組織、作家及其他獨立藝術工作者，以及部分社會及個人服務
T	家庭住戶內部工作活動（整個行業主類）
U	享有治外法權的組織及團體活動（整個行業主類）

▽ 不包括行業主類T「家庭住戶內部工作活動」及U「享有治外法權的組織及團體活動」。

3.2 Statistics presented in this report are compiled mainly from the results of the SEV and the Site Survey conducted by the C&SD. These statistics cover most of the major economic activities in different industry sections listed below :

**Industry**

<u>section</u>	<u>Description</u>
B	Mining and quarrying
C	Manufacturing
D & E	Electricity and gas supply, and waste management
F	Construction (sites only)
G	Import/export, wholesale and retail trades
H	Transportation, storage, postal and courier services
I	Accommodation and food services
J	Information and communications
K	Financing and insurance
L	Real estate
M & N	Professional and business services
P – S	Social and personal services <sup>▽</sup>

3.3 The relevant surveys mainly do not cover the economic activities in the following industry sections :

**Industry**

<u>section</u>	<u>Economic activities not covered</u>
A	Agriculture, forestry and fishing (entire industry section)
F	Construction (other than construction sites)
G	Hawkers and retail pitches (other than market stalls)
H	Taxis, public light buses, and part of goods vehicles and inland freight water transport
K	Monetary authorities and self-employed insurance agents with no business registration
M & N	Renting and leasing of recreational and sports goods
O	Public administration (entire industry section)
P – S	Religious organisations, authors and other independent artists, and some social and personal services
T	Work activities within domestic households (entire industry section)
U	Activities of extraterritorial organisations and bodies (entire industry section)

▽ Excluding industry sections T “Work activities within domestic households” & U “Activities of extraterritorial organisations and bodies”.

3.4 由於有關統計調查未能全面包括某些行業主類（「香港標準行業分類2.0版」行業主類中的F、G、H、K、M、N及P-S主類）當中所有行業，因此本報告內有關這些行業主類及總計的數字並不代表這些行業主類及整個勞工市場的全面情況。分析這些數字時應謹記此點。

3.5 由於行業分類的改變，「僱傭及職位空缺按季統計調查」在採用「香港標準行業分類2.0版」後，可能不再包括一些原先根據「香港標準行業分類1.1版」的選定行業所涵蓋的機構單位，而亦可能包括原先並未涵蓋的機構單位。有關統計調查涵蓋範圍的轉變，請參閱附錄甲。有關個別行業的詳細涵蓋範圍，請參閱《香港標準行業分類2.0版》。

3.6 本報告的機構單位數目是指在統計日期從事經濟活動並有一人或以上就業人士的經濟單位。就業人數及職位空缺數目統計數字是指3月、6月、9月及12月底的情況。

3.7 本報告所發表的統計數字，是根據在《普查及統計條例》監管下進行的統計調查所搜集的資料而編製。根據《普查及統計條例》的規定，除個別機構單位的名稱、地址、業務類別及僱員人數等四項資料可提供給公眾人士參考外，政府統計處對被訪者所提供的個別機構單位資料將予以絕對保密。這條例更要求政府統計處不能發表可引致個別單位資料被推算出來的有關整體統計數字（例如對於只有很少機構單位的細行業，透露其總體統計數字可能令其中個別機構單位的情況給推算出來）。在這情況下，有關數據通常會合併為較大的整體資料才發表，從而避免個別機構單位的資料給推算出來。在某些情況下，這些統計數據更可能不會向外公布。

3.8 本報告中的所有統計表都採用下列簡寫和符號：

- 不適用

3.4 Owing to the incomplete survey coverage in respect of some industry sections (namely, industry sections F, G, H, K, M, N and P-S under HSIC V2.0), figures for them and the total figures in this report are not meant to represent the overall situation of these industry sections and the entire labour market respectively. This should be borne in mind when interpreting the respective figures.

3.5 It should be noted that some establishments in selected industries originally covered in SEV under HSIC Version 1.1 may not be included in the SEV due to the change in industrial classification, and vice versa after the implementation of HSIC V2.0. For major changes in the coverage of SEV, please refer to Appendix A. For details of the coverage of individual industries, please refer to the publication *Hong Kong Standard Industrial Classification Version 2.0*.

3.6 Statistics on the number of establishments in this report refer to those undertakings which carry out economic activities and have one or more persons engaged as at the survey reference date. Statistics on the number of persons engaged and vacancies refer to the situation at the end of March, June, September and December.

3.7 Statistics published in this report are based on the information collected in surveys which are governed by the Census and Statistics Ordinance. The Ordinance requires the C&SD to safeguard the confidentiality of information supplied by respondents in respect of individual establishments, with the exception of four data items, viz. the name, address, type of business and number of employees of individual establishments, which can be provided to the general public. Application of the Ordinance goes further to require the C&SD not to disseminate aggregate statistics where information on individual entities can be deduced through reasonable means (e.g. statistical data in regard to a small industry with very few establishments, if released, may enable the particulars about a certain establishment to be deduced). In such cases, relevant items of data are normally merged into a more aggregate form for release so that such deduction cannot be made. On some occasions, the piece of statistical data in question may have to be suppressed from release.

3.8 The following abbreviations and symbols are used in the tables throughout this report :

- not applicable



\*\*\* 為使個別機構單位所提供的資料得以保密，數據不予公布

\*\*\* data not released in order to safeguard confidentiality of information provided by individual establishments

n.e.c. not elsewhere classified

## 用語及定義

## Terms and definitions

3.9 在一般行業主類中，「僱傭及職位空缺按季統計調查」的訪問對象是機構單位。**機構單位**<sup>△</sup>是指在單一擁有權或控制權下，在單一地點從事一種或主要從事一種經濟活動的經濟單位，例如個別工廠、工場、零售店或辦公室。至於公務員類別，則是以**政府決策局／部門**為統計單位。「**建築地盤就業人數按季統計調查**」以**建築地盤**為訪問單位。**建築地盤**是指一個劃定的地點，而在該地點內正在進行一個或多個階段的建造工程。

3.9 For the industry sections covered by the SEV, the unit of enquiry is an establishment. An *establishment*<sup>△</sup> is defined as an economic unit which engages, under a single ownership or control, in one or predominantly one kind of economic activity at a single physical location, e.g. an individual factory, workshop, retail shop or office. For the civil service, the unit of enquiry is a *government bureau/department*. For the Site Survey, the unit of enquiry is a construction site. A *construction site* is defined as a demarcated locality where one or more stages of construction work are being carried on.

3.10 就一般的機構單位而言，**就業人數**（公務員除外）包括：

3.10 For establishments outside the civil service, *persons engaged* include :

- (i) 於統計日期工作最少1小時及經常參與機構單位業務的東主、合夥人，以及與東主或合夥人有親屬關係並在機構單位工作而無正薪的人士；
- (ii) 於統計日期向機構單位直接支取薪酬的全職受薪僱員，以及有限公司的在職董事，其中包括長期或臨時聘用的，無論這些僱員正在本港或其他地方工作或暫時缺勤（即正在放病假、分娩假、年假、事假的工人及罷工者）；以及
- (iii) 在統計日期工作最少1小時的兼職僱員，以及夜班或通宵班的僱員。

- (i) individual proprietors, partners and persons having family ties with any of the proprietors or partners and working in the establishment without regular pay, who are actively engaged in the work of the establishment for at least 1 hour on the survey reference date;
- (ii) full-time salaried personnel/employees directly paid by the establishment and working directors of limited companies, both permanent and temporary, who are either at work (whether or not in Hong Kong) or temporarily absent from work (viz. those on sick leave, maternity leave, annual vacation or casual leave, and on strike) on the survey reference date; and
- (iii) part-time employees and employees on night/irregular shifts working for at least 1 hour on the survey reference date.

3.11 **公務員**是指在統計日期，按公務員聘用條件受僱的人員。廉政公署人員、司法人員、駐香港以外地區的香港經濟貿易辦事處在當地聘請的人員，以及其他政府僱員如非公務員合約僱員，並不包括在內。請同時參閱以下第3.18段。

3.11 *Civil servants* refer to persons who are employed on civil service terms of appointment as at the survey reference date. Independent Commission Against Corruption officers, judicial officers, locally engaged staff working in the Hong Kong Economic and Trade Offices outside Hong Kong, and other government employees like Non-Civil Service Contract staff are excluded. Please also see paragraph 3.18 below.

△ 倘在同一管理下有關不同活動或不同地點的個別數字並不齊備，則合併的資料亦予接納。在這情況下，該填報單位視為一個機構單位。

△ Where separate figures relating to different activities or different locations under the same management are not available, a combined return is accepted. In this case, the reporting unit is treated as an establishment.

3.12 建築地盤工人是指在統計日期受僱於建築地盤工作的熟練技工、半熟練技工及普通工人。地盤工人可以由主要承建商直接僱用或由分判承建商或工頭僱用在建築地盤工作。

3.13 職位空缺是指在統計日期正懸空並須要立刻填補，而機構單位亦正積極進行招聘以填補的職位空缺。建築地盤的職位空缺數目只包括地盤工人的空缺。

3.14 職業是指所執行工作的類別、職責的性質及主要職務。其分類基本上以「國際標準職業分類1988年版」(ISCO-88)中的主要組別為藍本，並因應香港的情況而編訂。由2012年3月起，統計數字是根據新的職業分類編製。該職業分類大致上是以「國際標準職業分類2008年版」(ISCO-08)為藍本而編訂。由於這兩套分類法在最高層次上只有相對輕微的改動，因此以新和舊分類編製的統計數字大致可作比較。

## 注意事項

3.15 由1996年3月開始，政府統計處進行「有關職位空缺的補充統計調查」以搜集職位空缺特徵的詳細資料。由1999年3月開始，本處已將該項統計調查併入同期進行的「僱傭及職位空缺按季統計調查」及「建築地盤就業人數按季統計調查」。

3.16 由1999年3月的統計調查開始，有關點算就業人數(包括在職東主、在職合夥人、無酬家屬幫工及受薪僱員)的工作時數定義由原有的「在統計日期工作最少3小時」改為「在統計日期工作最少1小時」。根據一項在1999年3月進行的特別研究調查所得，是項更改使該季統計調查所涵蓋行業的就業人數微升14 200人，約為總數的0.6%。

3.17 由1999年3月開始，「就業及空缺按季統計調查」的中文名稱更改為「僱傭及職位空缺按季統計調查」。

3.12 *Manual workers at construction sites* refer to skilled, semi-skilled and general workers working at those sites on the survey reference date. Manual workers are either directly employed by the main contractors, or being called upon by sub-contractors or gangers to work in the construction sites.

3.13 *Vacancies* refer to unfilled job openings which are immediately available, and for which active recruitment steps are being taken on the survey reference date. However, vacancies at construction sites include only those vacancies of manual workers.

3.14 *Occupation* refers to the kind of work, nature of duties and main tasks to be performed for a specific job. The classification used basically follows the major groups of the International Standard Classification of Occupations 1988 (ISCO-88) with local adaptation for Hong Kong. Starting from March 2012, figures are compiled based on the new classification which is broadly modelled on the ISCO 2008 (ISCO-08). As the changes between these two classifications at the top level are relatively minor, figures compiled based on the new and old classifications are broadly comparable.

## Notes in reading the tables

3.15 In March 1996, the Supplementary Survey of Job Vacancies (SSJV) was launched to collect additional information on detailed characteristics of job vacancies. Starting from March 1999, the SSJV, which was previously conducted in parallel with the SEV and the Site Survey, has been subsumed in the latter two surveys.

3.16 Starting from the March 1999 round of survey, the rule for counting the number of *persons engaged* (which include working proprietors, active business partners, unpaid family workers and paid employees) has been changed from the previous definition of “working for at least 3 hours” to a new definition of “working for at least 1 hour”. Some 14 200 persons engaged were thus additionally included, accounting for 0.6% of the total employment of all the industries surveyed in March 1999. The findings were based on a one-off study in that quarter.

3.17 Starting from March 1999, the Chinese version of the survey name of the SEV has been changed.

3.18 由1999年6月的統計期起，公務員的定義有輕微修訂，司法機構內的法官及司法人員並不納入公務員涵蓋範圍內。

3.19 為更符合第 3.13 段有關職位空缺的概念，公務員職位空缺的定義從 1999 年 6 月的統計期起修訂為不包括將予刪除的職位空缺及由臨時僱員或其他職級人員暫代的職位空缺。修訂後的統計數字追溯至 1996 年 3 月的統計期。

3.20 此外，公務員職位空缺的定義亦已根據在隨後不同時段推行的公務員政策作出修訂：

- (i) 從 2005 年 3 月的刊號開始，公務員職位空缺是指某些決策局及部門因應人力需求而獲准豁免暫停公開招聘並作出有限度公開招聘的懸空職位。暫停公開招聘公務員的政策在 2003 年 4 月 1 日至 2007 年 3 月 31 日期間實施。
- (ii) 隨着非自願退休計劃職系暫停公開招聘人員規定的安排於 2007 年 4 月 1 日撤銷，從 2007 年 6 月的統計期起，公務員職位空缺是指（甲）非自願退休計劃職系的職位空缺，即不包括將予刪除的職位空缺及由臨時僱員或其他職級人員暫代的職位空缺，以及（乙）已獲准豁免暫停公開招聘規定的自願退休計劃職系的職位空缺。
- (iii) 隨着自願退休計劃職系暫停公開招聘人員規定的安排於 2008 年 3 月 21 日撤銷，從 2008 年 3 月的統計期起，公務員職位空缺是指不包括將予刪除的職位空缺及由臨時僱員或其他職級人員暫代的職位空缺。

3.18 A minor revision has been made on the statistical definition of civil servants since the statistical month of June 1999, whereby judges and judicial officers in the Judiciary are excluded from the coverage of civil servants.

3.19 For closer conformity with the vacancy concept set out in paragraph 3.13 above, the definition of civil service vacancies has been revised starting from the statistical month of June 1999, such that civil service vacancies having arisen from posts pending deletion and posts held by temporary staff or reserved for other staff are excluded. Revision of the statistics has been backdated to the statistical month of March 1996.

3.20 Since then, the definition of civil service vacancies has been further revised in accordance with the different civil service policies implemented in different periods :

- (i) Starting from the issue of March 2005, civil service vacancies refer to unfilled posts in those bureaux and departments to which exemptions from the open recruitment freeze have been granted such that they may conduct limited number of open recruitment exercises having regard to their manpower requirements. The general open recruitment freeze to the civil service was imposed from 1 April 2003 to 31 March 2007.
- (ii) Following the lifting of the general civil service open recruitment freeze for grades that are not subject to voluntary retirement (VR) with effect from 1 April 2007, civil service vacancies as from the statistical month of June 2007 refer to (a) the vacancies for non-VR grades, i.e. vacancies net of posts pending deletion and posts held by temporary staff or reserved for other staff; and (b) the vacancies for VR grades for which exemptions from the open recruitment freeze have been granted.
- (iii) Following the lifting of the open recruitment freeze imposed for VR grades with effect from 21 March 2008, civil service vacancies as from the statistical month of March 2008 refer to the vacancies net of posts pending deletion and posts held by temporary staff or reserved for other staff.

3.21 本報告前稱《就業、空缺及薪金總額按季統計報告》，由2000年3月的刊號開始改稱為《就業及空缺按季統計報告》。而薪金總額統計數字則刊載於另一統計報告《工資及薪金總額按季統計報告》。如對薪金總額統計數字感興趣，可參閱該季刊。

3.22 在2001年12月以前，公務員人數及有關職位空缺數目是指1月、4月、7月及10月初的情況。

3.23 為簡化搜集數據的程序及減輕回應負擔，有關職位空缺的詳細資料已停止搜集。因此，由2003年3月統計期開始，本報告不會發表有關按技能水平劃分的職位空缺數字。

3.24 由2003年3月的統計調查開始，「建築地盤就業人數按季統計調查」的涵蓋範圍已擴大至包括機電工人；此外，公營建築地盤的涵蓋範圍更擴大至包括機電工程署及環境保護署轄下的建築地盤。上述新增的涵蓋範圍，在2004年3月的統計調查帶來了新增14個建築地盤及3 320名建築地盤工人，分別佔所有建築地盤有關總數的1.5%及5.3%，而有關的職位空缺數目則沒有改變。

3.25 由2005年6月的刊號起，本報告內發表的統計數字涵蓋了建築署轄下「學校改善工程計劃」的建築項目。修訂後的統計數字追溯至2003年3月的統計期。在2005年6月統計期內，「學校改善工程計劃」僱用1 681名建築地盤工人，佔所有建築地盤工人總數的2.8%。

3.26 政府統計處不時就「香港標準行業分類」作出檢視，以反映香港經濟產業結構的變化和新興的經濟活動。「香港標準行業分類1.1版」於2001年推行，為了使「香港標準行業分類」更能反映本地經濟活動的最新情況，並加強官方統計數字的國際可比性，以便利不同的使用者，「香港標準行業分類」在2008年曾全面作出修

3.21 With effect from the issue of March 2000, this publication has been re-titled as *Quarterly Report of Employment and Vacancies Statistics*. Previously this report was called *Quarterly Report of Employment, Vacancies and Payroll Statistics*. The payroll statistics are separately published in another report entitled *Quarterly Report of Wage and Payroll Statistics*. Users interested in payroll statistics may refer to that quarterly publication.

3.22 Prior to December 2001, figures on the number of civil servants and civil service vacancies referred to the position as at the beginning of January, April, July and October.

3.23 To simplify the data collection process and to reduce response burden, detailed information on reported vacancies are not collected any more. As a result, figures on number of vacancies analysed by skill level are no longer published as from the March 2003 round of SEV.

3.24 Starting from the March 2003 round, the survey coverage of the Site Survey has been expanded to include electrical and mechanical manual workers. Moreover, the coverage of public sector sites has been expanded to include those sites under the charge of the Electrical and Mechanical Services Department and the Environmental Protection Department. For the reference period of March 2004, the expanded coverage has added some 14 sites and 3 320 manual workers, accounting for 1.5% and 5.3% of the respective totals in all construction sites. No change has been incurred in the number of vacancies.

3.25 With effect from the issue of June 2005, the figures published in this report have included construction works under the School Improvement Programme of the Architectural Services Department. Revision of the figures has been backdated to the statistical month of March 2003. For the reference period of June 2005, the School Improvement Programme engaged 1 681 manual workers, accounting for 2.8% of manual workers in all construction sites.

3.26 The HSIC has been reviewed from time to time to reflect significant changes in the structure of the Hong Kong economy and the emergence of new economic activities. HSIC Version 1.1 was implemented in 2001 and in order to bring HSIC more up-to-date on local economic activities as well as to foster international comparability of official statistics for different users, a full-scale revision exercise was completed in 2008. The

訂。本報告由2009年開始採用於2008年10月公布經修訂的「香港標準行業分類」（即「香港標準行業分類2.0版」）。有關修訂「香港標準行業分類」的詳情，可參考刊載於《香港統計月刊》2008年11月號題為“修訂「香港標準行業分類」”的專題文章。

3.27 因應行業分類的改變，由2009年3月統計期開始，「僱傭及職位空缺按季統計調查」擴展了涵蓋範圍，增加了部分行業所包括的經濟活動。有關行業是在「香港標準行業分類2.0版」行業主類H「運輸、倉庫、郵政及速遞服務」、N「行政及支援服務」及P-S「社會及個人服務」內。新增加的經濟活動包括在行業H 502101「持牌及專營渡輪服務」、H 522202「中流作業」、H 522903「陸路貨運代理服務」、N 813000「園境護理及綠化服務」，以及R 901000 – S 960900「藝術、娛樂及康樂活動」及「其他服務」的雜項內。根據2009年3月統計調查所得，有關變動使該統計期的機構單位數目增加約1 000間（包括H主類約760間，N主類約20間及P-S主類約220間）、就業人數共增加約5 000人（包括H主類約3 750人，N主類約300人及P-S主類約950人）及職位空缺數目增加約10個，分別佔整體數字的0.33%、0.20%及0.04%。

3.28 由2009年6月的統計期開始，行業主類K「金融及保險」的統計數字，已因應「香港標準行業分類2.0版」所作的改變（即行業小分類K 643000「受託人及保管人」改為K 661902）而稍作修改。按「香港標準行業分類2.0版」編製的統計數列亦因此而作出相應的修訂。

3.29 由2006年3月的統計調查開始，「僱傭及職位空缺按季統計調查」的樣本規模從約55 000間機構單位縮減至大約32 000間，並由2009年3月的統計調查開始，再縮減至大約24 000間。統計調查的抽樣設計已相應地修改，以便繼續提供較重要行業的詳細就業及職位空缺的統計數字。

revised HSIC, i.e. HSIC V2.0, released in October 2008 has been adopted in this report starting from 2009. Users may refer to the feature article entitled “Revision of the Hong Kong Standard Industrial Classification” published in the November 2008 issue of the *Hong Kong Monthly Digest of Statistics* for more details on the revision of HSIC.

3.27 Starting from March 2009 round of the SEV, the survey coverage has been expanded to include more economic activities in some of the industries due to the change in industrial classification. The industries concerned are in industry section H Transportation, storage, postal and courier services, industry section N Administrative and support services and industry sections P-S Social and personal services of HSIC V2.0. The economic activities newly covered are included in the industries H 502101 “Licensed and franchised ferry services”, H 522202 “Mid-stream operation”, H 522903 “Land cargo forwarding services”, N 813000 “Landscape care and greenery services” as well as some miscellaneous industries in “Arts, entertainment and recreation” and “Other services” in R 901000 – S 960900. As a result of the change in coverage, some 1 000 establishments (760 in industry section H, 20 in industry section N and 220 in industry sections P-S) with a total of around 5 000 persons engaged (3 750 in industry section H, 300 in industry section N and 950 in industry sections P-S) and 10 vacancies in the private sector were additionally included, accounting for 0.33%, 0.20% and 0.04% of the respective totals of all the industry sections surveyed in March 2009.

3.28 Starting from June 2009 round of the SEV, statistics of industry section K Financing and insurance have been slightly amended due to the re-classification of activities of HSIC V2.0 (K 643000 “Trustees and custodians” being recoded as K 661902). Relevant amendment has been made accordingly to the series of statistics under HSIC V2.0.

3.29 The sample size of the SEV has been reduced from about 55 000 establishments to around 32 000 establishments in the March 2006 round of the survey and then to around 24 000 establishments in the March 2009 round. Correspondingly, changes to the sample design have been made so that the employment and vacancies statistics are continued to be made available at detailed levels for the more important industries.

## 以新行業分類劃分的就業及職位空缺統計數字的後向估計數列

## Backcasted series of employment and vacancies statistics in new industrial classification

3.30 政府統計處就2008統計年度進行的「僱傭及職位空缺按季統計調查」所涵蓋的機構單位，已按其行業組別採用並行編碼（即一套編碼按「香港標準行業分類1.1版」，而另一套則按「香港標準行業分類2.0版」）。根據新舊系統並行分類的2008年數據，以「香港標準行業分類2.0版」為基礎的一系列就業及職位空缺統計數字已作出後向估計至2000年3月的統計期。有關數字可在本處網站下載（網址：[www.censtatd.gov.hk/hkstat/sub/sp452\\_tc.jsp](http://www.censtatd.gov.hk/hkstat/sub/sp452_tc.jsp)）。如對後向估計的統計數列或統計調查結果有任何查詢，請與政府統計處就業統計及機構記錄組聯絡，電話：(852) 2582 5076 或 電郵：[employment@censtatd.gov.hk](mailto:employment@censtatd.gov.hk)。

3.30 Parallel coding of the industry classes of establishments covered in the SEV, i.e. one being under HSIC Version 1.1 and the other under HSIC V2.0, was undertaken in the survey rounds of the reference year of 2008. Based on the 2008 survey data with dual classifications, the series of employment and vacancies statistics under HSIC V2.0 has been backcasted to the reference period of March 2000. The revised statistics can be downloaded from the website of C&SD ([www.censtatd.gov.hk/hkstat/sub/sp452.jsp](http://www.censtatd.gov.hk/hkstat/sub/sp452.jsp)). Users who are interested in the backcasted series or have enquiries about the survey results may contact the Employment Statistics and Central Register of Establishments Section of the C&SD (Tel.: (852) 2582 5076 or E-mail: [employment@censtatd.gov.hk](mailto:employment@censtatd.gov.hk)).

表 1 公務員人數及有關職位空缺數目  
Table 1 Number of civil servants and civil service vacancies

年 Year	月 Month	就業人數 No. of persons engaged			職位空缺數目 <sup>(1)</sup> No. of vacancies
		男性 Male	女性 Female	總計 Total	
2016	9	104 157	61 770	165 927	8 742 (5.0)
	12	104 704	61 911	166 615	8 819 (5.0)
2017	3	105 237	62 434	167 671	8 663 (4.9)
	6	105 074	62 783	167 857	8 419 (4.8)
	9	105 470	63 557	169 027	8 230 (4.6)

註釋：括號內的數字是指職位空缺率，其定義為職位空缺數目相對於「就業機會」（即就業人數與職位空缺數目的總和）的百分比。

Notes: Figures in brackets denote the vacancy rate, defined as the ratio (in the form of percentage) of the number of vacancies to the number of “job opportunities” (i.e. the sum of the number of persons engaged and the number of vacancies).

(1) 有關定義請參閱第 III 部分 3.19 及 3.20 段。  
Please see paragraphs 3.19 and 3.20 of Part III for definition.

表 2 按行業主類劃分的機構單位數目、就業人數及職位空缺數目（公務員除外）

Table 2 Number of establishments, persons engaged and vacancies (other than those in the civil service) analysed by industry section

年 Year	月 Month	機構單位數目 No. of establishments	就業人數 No. of persons engaged			總計 Total	職位空缺數目 <sup>(1)</sup> No. of vacancies
			男性 Male	女性 Female			
<b>行業主類 B：採礦及採石</b> <b>Industry section B：Mining and quarrying</b>							
2016	9	2	55	8	63	***	( ***)
	12	2	53	8	61	***	( ***)
2017	3	2	50	8	58	***	( ***)
	6	2	49	8	57	***	( ***)
	9	2	46	8	54	***	( ***)
<b>行業主類 C：製造</b> <b>Industry section C：Manufacturing</b>							
2016	9	10 268	58 202	37 064	95 266	2 099	( 2.2 )
	12	10 032	58 467	36 389	94 856	2 067	( 2.1 )
2017	3	9 876	57 855	36 693	94 548	2 567	( 2.6 )
	6	9 730	57 915	35 498	93 413	2 288	( 2.4 )
	9	9 648	57 435	34 601	92 036	2 238	( 2.4 )
<b>行業主類 D 及 E：電力和燃氣供應及廢棄物管理</b> <b>Industry sections D &amp; E：Electricity and gas supply, and waste management</b>							
2016	9	399	8 779	2 346	11 125	***	( ***)
	12	390	8 719	2 471	11 190	***	( ***)
2017	3	392	8 670	2 491	11 161	***	( ***)
	6	393	8 809	2 508	11 317	***	( ***)
	9	394	8 759	2 493	11 252	***	( ***)
<b>行業主類 F：建築地盤（只包括地盤工人）<sup>(2)</sup></b> <b>Industry section F：Construction sites (manual workers only)</b>							
2016	9	1 403	96 997	10 822	107 819	592	( 0.5 )
	12	1 391	100 695	11 675	112 370	848	( 0.7 )
2017	3	1 377	106 091	11 551	117 642	568	( 0.5 )
	6	1 433	100 481	12 344	112 825	1 508	( 1.3 )
	9	1 456	108 324	13 142	121 466	831	( 0.7 )
<b>行業主類 G：進出口貿易、批發及零售<sup>(3)</sup></b> <b>Industry section G：Import/export, wholesale and retail trades</b>							
2016	9	178 069	390 477	418 005	808 482	15 310	( 1.9 )
	12	177 892	392 929	416 215	809 144	14 446	( 1.8 )
2017	3	177 681	388 019	420 232	808 251	15 068	( 1.8 )
	6	177 846	388 737	420 040	808 777	14 404	( 1.7 )
	9	177 290	390 685	415 812	806 497	15 744	( 1.9 )

表 2 (續) 按行業主類劃分的機構單位數目、就業人數及職位空缺數目 (公務員除外)  
Table 2 (cont'd) Number of establishments, persons engaged and vacancies (other than those in the civil service) analysed by industry section

年 Year	月 Month	機構單位數目 No. of establishments	就業人數 No. of persons engaged			總計 Total	職位空缺數目 <sup>(1)</sup> No. of vacancies
			男性 Male	女性 Female			
<b>部分行業主類 G : 進出口貿易及批發</b> <i>Part of industry section G : Import/export trade and wholesale</i>							
2016	9	114 261	284 457	257 504	541 961	7 031 ( 1.3 )	
	12	114 166	285 219	256 391	541 610	7 073 ( 1.3 )	
2017	3	114 306	283 516	257 411	540 927	7 532 ( 1.4 )	
	6	114 380	283 415	257 566	540 981	7 322 ( 1.3 )	
	9	114 235	286 364	253 002	539 366	7 614 ( 1.4 )	
<b>部分行業主類 G : 零售<sup>(3)</sup></b> <i>Part of industry section G : Retail</i>							
2016	9	63 808	106 020	160 501	266 521	8 279 ( 3.0 )	
	12	63 726	107 710	159 824	267 534	7 373 ( 2.7 )	
2017	3	63 375	104 503	162 821	267 324	7 536 ( 2.7 )	
	6	63 466	105 322	162 474	267 796	7 082 ( 2.6 )	
	9	63 055	104 321	162 810	267 131	8 130 ( 3.0 )	
<b>行業主類 H : 運輸、倉庫、郵政及速遞服務<sup>(4)</sup></b> <i>Industry section H : Transportation, storage, postal and courier services</i>							
2016	9	9 704	115 271	62 913	178 184	3 206 ( 1.8 )	
	12	9 713	115 291	63 511	178 802	3 040 ( 1.7 )	
2017	3	9 705	115 619	62 493	178 112	3 602 ( 2.0 )	
	6	9 720	113 790	63 825	177 615	3 560 ( 2.0 )	
	9	9 723	115 265	63 733	178 998	3 598 ( 2.0 )	
<b>行業主類 I : 住宿及膳食服務<sup>(5)</sup></b> <i>Industry section I : Accommodation and food services</i>							
2016	9	17 818	128 913	153 166	282 079	13 225 ( 4.5 )	
	12	17 896	130 637	152 242	282 879	13 360 ( 4.5 )	
2017	3	17 933	130 411	150 494	280 905	13 665 ( 4.6 )	
	6	17 844	128 066	153 468	281 534	13 216 ( 4.5 )	
	9	17 992	130 896	152 469	283 365	12 627 ( 4.3 )	
<b>行業主類 J : 資訊及通訊</b> <i>Industry section J : Information and communications</i>							
2016	9	12 981	68 977	36 694	105 671	2 830 ( 2.6 )	
	12	13 155	69 984	37 358	107 342	2 708 ( 2.5 )	
2017	3	13 323	69 974	37 296	107 270	2 719 ( 2.5 )	
	6	13 591	69 372	37 209	106 581	2 710 ( 2.5 )	
	9	13 973	70 864	35 759	106 623	2 750 ( 2.5 )	



表 2 (續) 按行業主類劃分的機構單位數目、就業人數及職位空缺數目 (公務員除外)  
 Table 2 (cont'd) Number of establishments, persons engaged and vacancies (other than those in the civil service) analysed by industry section

年 Year	月 Month	機構單位數目 No. of establishments	就業人數 No. of persons engaged			總計 Total	職位空缺數目 <sup>(1)</sup> No. of vacancies
			男性 Male	女性 Female			
<b>行業主類 K：金融及保險<sup>(6)</sup></b> <b>Industry section K：Financing and insurance</b>							
2016	9	23 871	107 610	113 200	220 810	5 418 ( 2.4 )	
	12	24 379	107 718	115 002	222 720	4 969 ( 2.2 )	
2017	3	24 697	107 983	115 238	223 221	5 380 ( 2.4 )	
	6	24 959	108 131	115 549	223 680	5 744 ( 2.5 )	
	9	25 495	108 707	116 256	224 963	5 507 ( 2.4 )	
<b>行業主類 L：地產</b> <b>Industry section L：Real estate</b>							
2016	9	15 874	78 610	51 072	129 682	4 053 ( 3.0 )	
	12	15 991	79 095	50 938	130 033	3 950 ( 2.9 )	
2017	3	16 148	79 440	50 719	130 159	4 260 ( 3.2 )	
	6	16 181	78 540	51 915	130 455	4 210 ( 3.1 )	
	9	16 313	78 673	52 727	131 400	4 141 ( 3.1 )	
<b>行業主類 M 及 N：專業及商用服務<sup>(7)</sup></b> <b>Industry sections M &amp; N：Professional and business services</b>							
2016	9	46 274	181 631	188 465	370 096	8 202 ( 2.2 )	
	12	46 632	181 854	190 567	372 421	8 155 ( 2.1 )	
2017	3	46 940	182 168	192 703	374 871	8 981 ( 2.3 )	
	6	47 044	183 472	190 951	374 423	8 589 ( 2.2 )	
	9	47 268	184 284	190 292	374 576	8 589 ( 2.2 )	
<b>行業主類 P - S：社會及個人服務<sup>(8)</sup></b> <b>Industry sections P - S：Social and personal services</b>							
2016	9	49 785	174 613	330 607	505 220	14 210 ( 2.7 )	
	12	49 885	177 729	330 223	507 952	13 414 ( 2.6 )	
2017	3	50 343	178 031	332 290	510 321	13 464 ( 2.6 )	
	6	50 434	176 394	334 373	510 767	13 132 ( 2.5 )	
	9	50 620	177 007	335 533	512 540	14 915 ( 2.8 )	

**表 2 (續) 按行業主類劃分的機構單位數目、就業人數及職位空缺數目 (公務員除外)**  
**Table 2 (cont'd) Number of establishments, persons engaged and vacancies (other than those in the civil service) analysed by industry section**

年 Year	月 Month	機構單位數目 No. of establishments	就業人數 No. of persons engaged			職位空缺數目 <sup>(1)</sup> No. of vacancies
			男性 Male	女性 Female	總計 Total	
<b>以上行業主類總計<sup>(9)</sup></b>						
<b>Total of industry sections above</b>						
2016	9	366 448	1 410 135	1 404 362	2 814 497	69 341 ( 2.4 )
	12	367 358	1 423 171	1 406 599	2 829 770	67 141 ( 2.3 )
2017	3	368 417	1 424 311	1 412 208	2 836 519	70 463 ( 2.4 )
	6	369 177	1 413 756	1 417 688	2 831 444	69 592 ( 2.4 )
	9	370 174	1 430 945	1 412 825	2 843 770	71 149 ( 2.4 )

- 註釋: (1) 括號內的數字是指職位空缺率, 其定義為職位空缺數目相對於「就業機會」(即就業人數與職位空缺數目的總和)的百分比。  
Notes: Figures in brackets denote the vacancy rate, defined as the ratio (in the form of percentage) of the number of vacancies to the number of “job opportunities” (i.e. the sum of the number of persons engaged and the number of vacancies).
- (2) 建築地盤的機構單位數目是指地盤數目, 而就業人數及職位空缺數目只包括地盤工人。詳情請參閱第III部分3.9、3.12、3.13、3.24及3.25段。  
Establishments in construction sites refer to the number of sites, while persons engaged and vacancies refer to manual workers only. For details, please see paragraphs 3.9, 3.12, 3.13, 3.24 and 3.25 of Part III.
- (3) 統計數字所包括的行業範圍略欠完整, 主要由於小販及零售攤檔並不包括在內。  
Industrial coverage is slightly incomplete in the present context. Main omissions are hawkers and retail pitches.
- (4) 統計數字所包括的行業範圍不甚完整, 主要由於的士、公共小巴, 以及部分貨車及港內水上貨運服務並不包括在內。  
Industrial coverage is rather incomplete in the present context. Main omissions are taxis, public light buses, and part of goods vehicles and inland freight water transport.
- (5) 住宿服務包括酒店、賓館、旅舍及其他提供短期住宿服務的機構單位。  
Accommodation services cover hotels, guesthouses, boarding houses and other establishments providing short term accommodation.
- (6) 統計數字所包括的行業範圍略欠完整, 主要由於貨幣管理機構及非持有商業登記的自僱保險代理並不包括在內。  
Industrial coverage is slightly incomplete in the present context. Main omissions are monetary authorities and self-employed insurance agents with no business registration.
- (7) 統計數字所包括的行業範圍略欠完整, 主要由於康樂及運動用品租賃並不包括在內。  
Industrial coverage is slightly incomplete in the present context. Main omissions are renting and leasing of recreational and sports goods.
- (8) 統計數字所包括的行業範圍不甚完整, 主要由於行業主類 T 及 U (「家庭住戶內部工作活動」及「享有治外法權的組織及團體活動」), 宗教組織、作家及其他獨立藝術工作者, 以及部分社會及個人服務並不包括在內。  
Industrial coverage is rather incomplete in the present context. Main omissions are industry sections T & U (“Work activities within domestic households” & “Activities of extraterritorial organisations and bodies”); and religious organisations, authors and other independent artists, and some social and personal services.
- (9) 數字只涉及有關統計調查所包括的行業。公務員的數字並不包括在內。  
Figures relate only to those industries covered. Figures relating to the civil service are excluded.

**表 3 按行業主類／行業大類劃分的就業人數（公務員除外）**  
**Table 3 Number of persons engaged (other than those in the civil service) analysed by industry section / industry division**

香港標準 行業分類 2.0 版編碼 HSIC V2.0 code	行業主類／行業大類 Industry section / Industry division	就業人數 No. of persons engaged				
		2016	2016	2017	2017	2017
		9月 Sep	12月 Dec	3月 Mar	6月 Jun	9月 Sep
<b>B</b>	<b>採礦及採石</b> <b>Mining and quarrying</b>	<b>63</b>	<b>61</b>	<b>58</b>	<b>57</b>	<b>54</b>
08	採石及其他非金屬礦的採掘 Quarrying and other mining of non-metal ores	63	61	58	57	54
<b>C</b>	<b>製造</b> <b>Manufacturing</b>	<b>95 266</b>	<b>94 856</b>	<b>94 548</b>	<b>93 413</b>	<b>92 036</b>
10	食品的製造 Manufacture of food products	25 505	25 469	25 819	25 552	25 671
11	飲品的製造 Manufacture of beverages	2 974	3 103	3 100	3 199	3 258
12	煙草製品的製造 Manufacture of tobacco products	558	571	562	560	556
13	紡織品的製造 Manufacture of textiles	2 770	2 665	2 569	2 545	2 370
14	成衣的製造 Manufacture of wearing apparel	5 278	5 065	4 763	4 527	4 077
15	皮革及相關製品的製造 Manufacture of leather and related products	410	394	416	386	387
16	木材及木製品、水松製品、草編及編結材料製 品的製造（傢具及玩具除外） Manufacture of wood and of products of wood and cork, articles of straw and plaiting materials (except furniture and toys)					
17	紙及紙製品的製造 Manufacture of paper and paper products					
18	印刷及已儲錄資料媒體的複製 Printing and reproduction of recorded media	14 883	14 661	14 496	14 300	14 059
19	焦煤和精煉石油產品的製造 Manufacture of coke and refined petroleum products	1 766	1 680	1 687	1 630	1 577
20	化學品及化學產品的製造 Manufacture of chemicals and chemical products					
21	藥品、醫藥化學劑和植物藥材的製造 Manufacture of pharmaceuticals, medicinal chemical and botanical products					

**表 3 (續) 按行業主類／行業大類劃分的就業人數（公務員除外）**  
**Table 3 (cont'd) Number of persons engaged (other than those in the civil service) analysed by industry section / industry division**

香港標準 行業分類 2.0 版編碼 HSIC V2.0 code	行業主類／行業大類 Industry section / Industry division	就業人數 No. of persons engaged				
		2016	2016	2017	2017	2017
		9月 Sep	12月 Dec	3月 Mar	6月 Jun	9月 Sep
22	橡膠及塑膠產品的製造（傢具、玩具、體育用品及文具除外） Manufacture of rubber and plastics products (except furniture, toys, sports goods and stationery)	2 150	2 132	2 086	2 000	2 088
23	其他非金屬礦產產品的製造 Manufacture of other non-metallic mineral products	1 311	1 610	1 460	1 483	1 457
24	基本金屬的製造 Manufacture of basic metals	1 018	1 028	1 010	1 031	1 063
25	金屬製品的製造（機械及設備除外） Manufacture of fabricated metal products (except machinery and equipment)	2 724	2 632	2 523	2 500	2 416
26	電腦、電子及光學產品的製造 Manufacture of computer, electronic and optical products	3 262	3 122	3 004	2 830	2 646
27	電器設備的製造 Manufacture of electrical equipment	1 579	1 590	1 570	1 450	1 366
28	其他機械設備的製造 Manufacture of machinery and equipment n.e.c.	1 590	1 484	1 444	1 366	1 396
29	汽車的裝嵌 Body assembly of motor vehicles	365	356	360	353	357
30	其他運輸設備的製造 Manufacture of other transport equipment					
31	傢具的製造 Manufacture of furniture	438	402	404	409	377
32	其他製造業 Other manufacturing	6 920	6 773	6 522	6 583	6 202
33	機械及設備的維修及安裝 Repair and installation of machinery and equipment	14 198	14 404	14 903	14 768	14 732
<b>D &amp; E</b>	<b>電力和燃氣供應及廢棄物管理 Electricity and gas supply, and waste management</b>	<b>11 125</b>	<b>11 190</b>	<b>11 161</b>	<b>11 317</b>	<b>11 252</b>
<b>D</b>	<b>電力及燃氣供應 Electricity and gas supply</b>	<b>7 928</b>	<b>7 917</b>	<b>7 903</b>	<b>7 853</b>	<b>7 921</b>
35	電力及燃氣供應 Electricity and gas supply	7 928	7 917	7 903	7 853	7 921
<b>E</b>	<b>污水處理、廢棄物管理及污染防治服務 Sewerage, waste management and remediation services</b>	<b>3 197</b>	<b>3 273</b>	<b>3 258</b>	<b>3 464</b>	<b>3 331</b>

**表 3 (續) 按行業主類／行業大類劃分的就業人數（公務員除外）**  
**Table 3 (cont'd) Number of persons engaged (other than those in the civil service) analysed by industry section / industry division**

香港標準 行業分類 2.0 版編碼 HSIC V2.0 code	行業主類／行業大類 Industry section / Industry division	就業人數 No. of persons engaged				
		2016	2016	2017	2017	2017
		9月 Sep	12月 Dec	3月 Mar	6月 Jun	9月 Sep
37	污水處理 Sewerage	180	192	186	162	145
38	廢棄物的收集、處理及處置；資源的回收處理 Waste collection, treatment and disposal; materials recovery	3 009	3 074	3 066	3 296	3 180
39	污染防治及其他廢棄物處理服務 Remediation and other waste management services	8	7	6	6	6
<b>F</b>	<b>建築地盤（只包括地盤工人）</b> <b>Construction sites (manual workers only)</b>	<b>107 819</b>	<b>112 370</b>	<b>117 642</b>	<b>112 825</b>	<b>121 466</b>
	<b>公營地盤</b> <b>Public sector sites</b>	<b>45 394</b>	<b>47 894</b>	<b>50 973</b>	<b>48 745</b>	<b>53 810</b>
	樓宇建築地盤 Building sites	15 152	17 971	21 141	20 189	22 388
	土木工程地盤 Civil engineering sites	30 242	29 923	29 832	28 556	31 422
	<b>私營地盤</b> <b>Private sector sites</b>	<b>62 425</b>	<b>64 476</b>	<b>66 669</b>	<b>64 080</b>	<b>67 656</b>
	樓宇建築地盤 Building sites	61 091	63 255	65 559	63 176	66 764
	土木工程地盤 Civil engineering sites	1 334	1 221	1 110	904	892
<b>G</b>	<b>進出口貿易、批發及零售<sup>(1)</sup></b> <b>Import/export, wholesale and retail trades</b>	<b>808 482</b>	<b>809 144</b>	<b>808 251</b>	<b>808 777</b>	<b>806 497</b>
	<b>進出口貿易及批發</b> <b>Import/export trade and wholesale</b>	<b>541 961</b>	<b>541 610</b>	<b>540 927</b>	<b>540 981</b>	<b>539 366</b>
45	進出口貿易 Import and export trade	481 282	480 963	480 246	480 314	478 847
46	批發 Wholesale	60 679	60 647	60 681	60 667	60 519
	<b>零售<sup>(1)</sup></b> <b>Retail</b>	<b>266 521</b>	<b>267 534</b>	<b>267 324</b>	<b>267 796</b>	<b>267 131</b>
47	零售業 Retail trade	266 521	267 534	267 324	267 796	267 131
<b>H</b>	<b>運輸、倉庫、郵政及速遞服務<sup>(1)</sup></b> <b>Transportation, storage, postal and courier services</b>	<b>178 184</b>	<b>178 802</b>	<b>178 112</b>	<b>177 615</b>	<b>178 998</b>
49	陸路運輸 Land transport	45 565	45 397	45 108	45 160	45 086
50	水上運輸 Water transport	11 548	11 722	11 560	11 533	11 473

**表 3 (續) 按行業主類／行業大類劃分的就業人數（公務員除外）**  
**Table 3 (cont'd) Number of persons engaged (other than those in the civil service) analysed by industry section / industry division**

香港標準 行業分類 2.0 版編碼 HSIC V2.0 code	行業主類／行業大類 Industry section / Industry division	就業人數 No. of persons engaged				
		2016	2016	2017	2017	2017
		9月 Sep	12月 Dec	3月 Mar	6月 Jun	9月 Sep
51	航空運輸 Air transport	28 130	27 888	27 764	27 247	28 211
52	貨倉及運輸輔助服務 Warehousing and support services for transportation	79 135	79 735	79 566	79 507	80 179
53	郵政及速遞服務 Postal and courier services	13 806	14 060	14 114	14 168	14 049
<b>I</b>	<b>住宿及膳食服務<sup>(1)</sup> Accommodation and food services</b>	<b>282 079</b>	<b>282 879</b>	<b>280 905</b>	<b>281 534</b>	<b>283 365</b>
55	住宿服務 Accommodation services	39 059	39 566	38 387	38 972	39 252
56	餐飲服務 Food and beverage services	243 020	243 313	242 518	242 562	244 113
<b>J</b>	<b>資訊及通訊 Information and communications</b>	<b>105 671</b>	<b>107 342</b>	<b>107 270</b>	<b>106 581</b>	<b>106 623</b>
58	出版 Publishing	19 418	19 353	19 166	18 833	18 731
59	電影、錄像及電視節目製作、錄音及音樂出版 Motion picture, video and television programme production, sound recording and music publishing	16 376	16 978	16 540	16 273	16 485
60	節目編製及廣播 Programming and broadcasting					
61	電訊 Telecommunications	20 263	20 642	20 807	20 471	20 173
62	資訊科技服務 Information technology services	43 241	43 907	44 204	44 337	44 450
63	資訊服務 Information services	6 373	6 462	6 553	6 667	6 784
<b>K</b>	<b>金融及保險<sup>(1)</sup> Financing and insurance</b>	<b>220 810</b>	<b>222 720</b>	<b>223 221</b>	<b>223 680</b>	<b>224 963</b>
64	金融服務（保險及退休基金除外） Financial services (except insurance and pension funding)	135 836	136 956	136 858	136 655	137 291
65	保險 Insurance	16 102	16 373	16 337	16 705	17 070
66	金融保險輔助服務 Services auxiliary to financial and insurance services	68 872	69 391	70 026	70 320	70 602

**表 3 (續) 按行業主類／行業大類劃分的就業人數（公務員除外）**  
**Table 3 (cont'd) Number of persons engaged (other than those in the civil service) analysed by industry section / industry division**

香港標準 行業分類 2.0 版編碼 HSIC V2.0 code	行業主類／行業大類 Industry section / Industry division	就業人數 No. of persons engaged				
		2016 9月 Sep	2016 12月 Dec	2017 3月 Mar	2017 6月 Jun	2017 9月 Sep
		<b>L</b>	<b>地產</b> <b>Real estate</b>	<b>129 682</b>	<b>130 033</b>	<b>130 159</b>
68	地產 Real estate	129 682	130 033	130 159	130 455	131 400
<b>M &amp; N</b>	<b>專業及商用服務<sup>(1)</sup></b> <b>Professional and business services</b>	<b>370 096</b>	<b>372 421</b>	<b>374 871</b>	<b>374 423</b>	<b>374 576</b>
<b>M</b>	<b>專業、科學及技術服務</b> <b>Professional, scientific and technical services</b>	<b>171 254</b>	<b>172 997</b>	<b>174 185</b>	<b>173 479</b>	<b>174 545</b>
69	法律及會計服務 Legal and accounting services	53 604	53 985	54 114	53 478	53 827
70	總辦事處；管理及管理顧問服務 Activities of head offices; management and management consultancy services	36 123	36 654	37 115	36 974	37 495
71	建築及工程服務、技術測試及分析 Architecture and engineering services, technical testing and analysis	41 043	41 495	41 801	41 858	41 911
72	科學研究及發展 Scientific research and development	2 423	2 533	2 680	2 734	2 774
74	廣告及市場研究 Advertising and market research	14 156	14 169	14 207	14 188	14 205
73	獸醫 Veterinary services	23 905	24 161	24 268	24 247	24 333
75	其他專業、科學及技術服務 Other professional, scientific and technical services					
<b>N</b>	<b>行政及支援服務<sup>(1)</sup></b> <b>Administrative and support services</b>	<b>198 842</b>	<b>199 424</b>	<b>200 686</b>	<b>200 944</b>	<b>200 031</b>
77	租賃服務 Rental and leasing services	3 276	3 314	3 347	3 341	3 392
78	就業服務 Employment services	18 005	18 078	18 096	18 351	18 391
79	旅行代理、代訂服務及相關服務 Travel agency, reservation service and related services	20 708	20 706	20 651	20 657	20 519
80	保安及偵查服務 Security and investigation services	51 295	51 696	51 761	51 940	51 592
81	建築物及園境護理服務 Services to buildings and landscape care	84 594	84 738	85 899	85 733	85 210
82	辦公室行政、辦公室支援及其他商業支援服務 Office administrative, office support and other business support services	20 964	20 892	20 932	20 922	20 927

**表 3 (續) 按行業主類／行業大類劃分的就業人數（公務員除外）**  
**Table 3 (cont'd) Number of persons engaged (other than those in the civil service) analysed by industry section / industry division**

香港標準 行業分類 2.0 版編碼 HSIC V2.0 code	行業主類／行業大類 Industry section / Industry division	就業人數 No. of persons engaged				
		2016	2016	2017	2017	2017
		9月 Sep	12月 Dec	3月 Mar	6月 Jun	9月 Sep
<b>P - S</b>	<b>社會及個人服務<sup>(1)</sup></b> <b>Social and personal services</b>	<b>505 220</b>	<b>507 952</b>	<b>510 321</b>	<b>510 767</b>	<b>512 540</b>
<b>P</b>	<b>教育</b> <b>Education</b>	<b>195 971</b>	<b>198 380</b>	<b>199 022</b>	<b>198 773</b>	<b>198 686</b>
85	教育 Education	195 971	198 380	199 022	198 773	198 686
<b>Q</b>	<b>人類保健及社會工作服務<sup>(1)</sup></b> <b>Human health and social work services</b>	<b>184 252</b>	<b>185 589</b>	<b>187 438</b>	<b>187 441</b>	<b>189 050</b>
86	人類保健服務 Human health services	121 805	123 066	124 351	124 223	125 752
87	住宿護理服務 Residential care services	31 212	30 973	31 411	31 735	31 901
88	社會工作服務 Social work services	31 235	31 550	31 676	31 483	31 397
<b>R</b>	<b>藝術、娛樂及康樂活動<sup>(1)</sup></b> <b>Arts, entertainment and recreation</b>	<b>48 828</b>	<b>47 950</b>	<b>47 807</b>	<b>48 118</b>	<b>48 318</b>
90	創作及表演藝術活動 Creative and performing arts activities	4 840	4 851	4 770	4 663	4 755
91	圖書館、檔案保存、博物館及其他文化活動 Libraries, archives, museums and other cultural activities	608	604	642	608	628
92	遊樂園及主題樂園 Amusement parks and theme parks	6 335	5 751	5 524	5 832	6 493
93	體育及其他娛樂服務 Sports and other entertainment services	37 045	36 744	36 871	37 015	36 442
<b>S</b>	<b>其他服務<sup>(1)</sup></b> <b>Other services</b>	<b>76 169</b>	<b>76 033</b>	<b>76 054</b>	<b>76 435</b>	<b>76 486</b>
94	會員制組織活動 Activities of membership organisations	10 742	10 734	10 581	10 716	10 781
95	汽車、電單車、電腦、個人及家庭用品修理 Repair of motor vehicles, motorcycles, computers, personal and household goods	18 835	18 716	18 832	19 073	19 058
96	其他個人服務 Other personal services	46 592	46 583	46 641	46 646	46 647
<b>以上行業主類總計<sup>(1)</sup></b> <b>Total of industry sections above</b>		<b>2 814 497</b>	<b>2 829 770</b>	<b>2 836 519</b>	<b>2 831 444</b>	<b>2 843 770</b>

註釋：(1) 數字只涉及有關統計調查所包括的行業，詳情請參閱第 18 頁的「註釋」。

Note: Figures relate only to those industries covered. Please refer to the "Notes" on page 18 for details.



**表 4 按行業主類／行業大類劃分的職位空缺數目（公務員除外）**  
**Table 4 Number of vacancies (other than those in the civil service) analysed by industry section / industry division**

香港標準 行業分類 2.0 版編碼 HSIC V2.0 code	行業主類／行業大類 Industry section / Industry division	職位空缺數目 No. of vacancies				
		2016 9月 Sep	2016 12月 Dec	2017 3月 Mar	2017 6月 Jun	2017 9月 Sep
<b>B</b>	<b>採礦及採石</b> <b>Mining and quarrying</b>	***	***	***	***	***
08	採石及其他非金屬礦的採掘 Quarrying and other mining of non-metal ores	***	***	***	***	***
<b>C</b>	<b>製造</b> <b>Manufacturing</b>	<b>2 099</b>	<b>2 067</b>	<b>2 567</b>	<b>2 288</b>	<b>2 238</b>
10	食品的製造 Manufacture of food products	867	853	1 129	936	960
11	飲品的製造 Manufacture of beverages	169	155	196	131	173
12	煙草製品的製造 Manufacture of tobacco products	73	71	21	27	33
13	紡織品的製造 Manufacture of textiles	6	8	22	14	6
14	成衣的製造 Manufacture of wearing apparel	57	33	12	41	18
15	皮革及相關製品的製造 Manufacture of leather and related products	9	3	10	6	18
16	木材及木製品、水松製品、草編及編結材料製 品的製造（傢具及玩具除外） Manufacture of wood and of products of wood and cork, articles of straw and plaiting materials (except furniture and toys)					
17	紙及紙製品的製造 Manufacture of paper and paper products					
18	印刷及已儲錄資料媒體的複製 Printing and reproduction of recorded media					
19	焦煤和精煉石油產品的製造 Manufacture of coke and refined petroleum products	7	6	3	6	1
20	化學品及化學產品的製造 Manufacture of chemicals and chemical products					
21	藥品、醫藥化學劑和植物藥材的製造 Manufacture of pharmaceuticals, medicinal chemical and botanical products					
		51	180	225	190	105

**表 4 (續) 按行業主類／行業大類劃分的職位空缺數目 (公務員除外)**  
**Table 4 (cont'd) Number of vacancies (other than those in the civil service) analysed by industry section / industry division**

香港標準 行業分類 2.0 版編碼 HSIC V2.0 code	行業主類／行業大類 Industry section / Industry division	職位空缺數目 No. of vacancies				
		2016 9月 Sep	2016 12月 Dec	2017 3月 Mar	2017 6月 Jun	2017 9月 Sep
22	橡膠及塑膠產品的製造 (傢具、玩具、體育用品及文具除外) Manufacture of rubber and plastics products (except furniture, toys, sports goods and stationery)	52	63	45	53	64
23	其他非金屬礦產產品的製造 Manufacture of other non-metallic mineral products	22	25	45	42	22
24	基本金屬的製造 Manufacture of basic metals	19	29	35	6	20
25	金屬製品的製造 (機械及設備除外) Manufacture of fabricated metal products (except machinery and equipment)	4	5	69	68	77
26	電腦、電子及光學產品的製造 Manufacture of computer, electronic and optical products	65	37	45	45	40
27	電器設備的製造 Manufacture of electrical equipment	27	32	29	20	34
28	其他機械設備的製造 Manufacture of machinery and equipment n.e.c.	1	0	12	0	10
29	汽車的裝嵌 Body assembly of motor vehicles	8	3	4	36	16
30	其他運輸設備的製造 Manufacture of other transport equipment					
31	傢具的製造 Manufacture of furniture	0	4	4	8	1
32	其他製造業 Other manufacturing	34	78	43	66	114
33	機械及設備的維修及安裝 Repair and installation of machinery and equipment	535	335	492	430	435
<b>D &amp; E</b>	<b>電力和燃氣供應及廢棄物管理 Electricity and gas supply, and waste management</b>	<b>***</b>	<b>***</b>	<b>***</b>	<b>***</b>	<b>***</b>
<b>D</b>	<b>電力及燃氣供應 Electricity and gas supply</b>	<b>74</b>	<b>64</b>	<b>57</b>	<b>74</b>	<b>59</b>
35	電力及燃氣供應 Electricity and gas supply	74	64	57	74	59
<b>E</b>	<b>污水處理、廢棄物管理及污染防治服務 Sewerage, waste management and remediation services</b>	<b>***</b>	<b>***</b>	<b>***</b>	<b>***</b>	<b>***</b>

表 4 (續) 按行業主類／行業大類劃分的職位空缺數目（公務員除外）  
Table 4 (cont'd) Number of vacancies (other than those in the civil service) analysed by industry section / industry division

香港標準 行業分類 2.0 版編碼 HSIC V2.0 code	行業主類／行業大類 Industry section / Industry division	職位空缺數目 No. of vacancies				
		2016 9月 Sep	2016 12月 Dec	2017 3月 Mar	2017 6月 Jun	2017 9月 Sep
37	污水處理 Sewerage	12	3	7	6	3
38	廢棄物的收集、處理及處置；資源的回收處理 Waste collection, treatment and disposal; materials recovery	109	116	125	151	147
39	污染防治及其他廢棄物處理服務 Remediation and other waste management services	***	***	***	***	***
<b>F</b>	<b>建築地盤（只包括地盤工人）</b> <b>Construction sites (manual workers only)</b>	<b>592</b>	<b>848</b>	<b>568</b>	<b>1 508</b>	<b>831</b>
	<b>公營地盤</b> <b>Public sector sites</b>	<b>496</b>	<b>587</b>	<b>336</b>	<b>1 324</b>	<b>768</b>
	樓宇建築地盤 Building sites	31	25	20	0	0
	土木工程地盤 Civil engineering sites	465	562	316	1 324	768
	<b>私營地盤</b> <b>Private sector sites</b>	<b>96</b>	<b>261</b>	<b>232</b>	<b>184</b>	<b>63</b>
	樓宇建築地盤 Building sites	96	261	232	184	63
	土木工程地盤 Civil engineering sites	0	0	0	0	0
<b>G</b>	<b>進出口貿易、批發及零售<sup>(1)</sup></b> <b>Import/export, wholesale and retail trades</b>	<b>15 310</b>	<b>14 446</b>	<b>15 068</b>	<b>14 404</b>	<b>15 744</b>
	<b>進出口貿易及批發</b> <b>Import/export trade and wholesale</b>	<b>7 031</b>	<b>7 073</b>	<b>7 532</b>	<b>7 322</b>	<b>7 614</b>
45	進出口貿易 Import and export trade	5 747	5 991	6 331	6 213	6 295
46	批發 Wholesale	1 284	1 082	1 201	1 109	1 319
	<b>零售<sup>(1)</sup></b> <b>Retail</b>	<b>8 279</b>	<b>7 373</b>	<b>7 536</b>	<b>7 082</b>	<b>8 130</b>
47	零售業 Retail trade	8 279	7 373	7 536	7 082	8 130
<b>H</b>	<b>運輸、倉庫、郵政及速遞服務<sup>(1)</sup></b> <b>Transportation, storage, postal and courier services</b>	<b>3 206</b>	<b>3 040</b>	<b>3 602</b>	<b>3 560</b>	<b>3 598</b>
49	陸路運輸 Land transport	815	656	878	890	677
50	水上運輸 Water transport	116	127	169	169	168

**表 4 (續) 按行業主類／行業大類劃分的職位空缺數目（公務員除外）**  
**Table 4 (cont'd) Number of vacancies (other than those in the civil service) analysed by industry section / industry division**

香港標準 行業分類 2.0 版編碼 HSIC V2.0 code	行業主類／行業大類 Industry section / Industry division	職位空缺數目 No. of vacancies				
		2016 9月 Sep	2016 12月 Dec	2017 3月 Mar	2017 6月 Jun	2017 9月 Sep
51	航空運輸 Air transport	235	330	329	163	385
52	貨倉及運輸輔助服務 Warehousing and support services for transportation	1 772	1 651	2 002	2 086	2 030
53	郵政及速遞服務 Postal and courier services	268	276	224	252	338
<b>I</b>	<b>住宿及膳食服務<sup>(1)</sup></b> <b>Accommodation and food services</b>	<b>13 225</b>	<b>13 360</b>	<b>13 665</b>	<b>13 216</b>	<b>12 627</b>
55	住宿服務 Accommodation services	1 541	1 553	1 870	2 066	1 850
56	餐飲服務 Food and beverage services	11 684	11 807	11 795	11 150	10 777
<b>J</b>	<b>資訊及通訊</b> <b>Information and communications</b>	<b>2 830</b>	<b>2 708</b>	<b>2 719</b>	<b>2 710</b>	<b>2 750</b>
58	出版 Publishing	238	298	193	217	242
59	電影、錄像及電視節目製作、錄音及音樂出版 Motion picture, video and television programme production, sound recording and music publishing	488	462	425	350	374
60	節目編製及廣播 Programming and broadcasting					
61	電訊 Telecommunications	669	446	534	566	535
62	資訊科技服務 Information technology services	1 277	1 369	1 444	1 391	1 455
63	資訊服務 Information services	158	133	123	186	144
<b>K</b>	<b>金融及保險<sup>(1)</sup></b> <b>Financing and insurance</b>	<b>5 418</b>	<b>4 969</b>	<b>5 380</b>	<b>5 744</b>	<b>5 507</b>
64	金融服務（保險及退休基金除外） Financial services (except insurance and pension funding)	3 266	2 801	3 076	3 369	3 020
65	保險 Insurance	475	533	538	537	618
66	金融保險輔助服務 Services auxiliary to financial and insurance services	1 677	1 635	1 766	1 838	1 869

表 4 (續) 按行業主類／行業大類劃分的職位空缺數目（公務員除外）  
Table 4 (cont'd) Number of vacancies (other than those in the civil service) analysed by industry section / industry division

香港標準 行業分類 2.0 版編碼 HSIC V2.0 code	行業主類／行業大類 Industry section / Industry division	職位空缺數目 No. of vacancies				
		2016 9月 Sep	2016 12月 Dec	2017 3月 Mar	2017 6月 Jun	2017 9月 Sep
<b>L</b>	<b>地產</b> <b>Real estate</b>	<b>4 053</b>	<b>3 950</b>	<b>4 260</b>	<b>4 210</b>	<b>4 141</b>
68	地產 Real estate	4 053	3 950	4 260	4 210	4 141
<b>M &amp; N</b>	<b>專業及商用服務<sup>(1)</sup></b> <b>Professional and business services</b>	<b>8 202</b>	<b>8 155</b>	<b>8 981</b>	<b>8 589</b>	<b>8 589</b>
<b>M</b>	<b>專業、科學及技術服務</b> <b>Professional, scientific and technical services</b>	<b>3 223</b>	<b>3 148</b>	<b>3 475</b>	<b>3 349</b>	<b>3 359</b>
69	法律及會計服務 Legal and accounting services	861	799	896	915	865
70	總辦事處；管理及管理顧問服務 Activities of head offices; management and management consultancy services	811	822	815	824	830
71	建築及工程服務、技術測試及分析 Architecture and engineering services, technical testing and analysis	830	748	919	826	891
72	科學研究及發展 Scientific research and development	142	194	168	176	171
74	廣告及市場研究 Advertising and market research	154	155	218	179	185
73	獸醫 Veterinary services	425	430	459	429	417
75	其他專業、科學及技術服務 Other professional, scientific and technical services					
<b>N</b>	<b>行政及支援服務<sup>(1)</sup></b> <b>Administrative and support services</b>	<b>4 979</b>	<b>5 007</b>	<b>5 506</b>	<b>5 240</b>	<b>5 230</b>
77	租賃服務 Rental and leasing services	76	74	66	84	94
78	就業服務 Employment services	457	460	534	590	478
79	旅行代理、代訂服務及相關服務 Travel agency, reservation service and related services	546	463	482	524	484
80	保安及偵查服務 Security and investigation services	1 816	1 806	1 981	1 828	1 919
81	建築物及園境護理服務 Services to buildings and landscape care	1 785	1 890	2 132	1 901	1 934
82	辦公室行政、辦公室支援及其他商業支援服務 Office administrative, office support and other business support services	299	314	311	313	321

表 4 (續) 按行業主類／行業大類劃分的職位空缺數目（公務員除外）  
Table 4 (cont'd) Number of vacancies (other than those in the civil service) analysed by industry section / industry division

香港標準 行業分類 2.0 版編碼 HSIC V2.0 code	行業主類／行業大類 Industry section / Industry division	職位空缺數目 No. of vacancies				
		2016 9月 Sep	2016 12月 Dec	2017 3月 Mar	2017 6月 Jun	2017 9月 Sep
<b>P - S</b>	<b>社會及個人服務<sup>(1)</sup></b> <b>Social and personal services</b>	<b>14 210</b>	<b>13 414</b>	<b>13 464</b>	<b>13 132</b>	<b>14 915</b>
<b>P</b>	<b>教育</b> <b>Education</b>	<b>3 709</b>	<b>3 470</b>	<b>3 748</b>	<b>3 642</b>	<b>3 864</b>
85	教育 Education	3 709	3 470	3 748	3 642	3 864
<b>Q</b>	<b>人類保健及社會工作服務<sup>(1)</sup></b> <b>Human health and social work services</b>	<b>5 340</b>	<b>5 065</b>	<b>4 828</b>	<b>4 934</b>	<b>6 356</b>
86	人類保健服務 Human health services	2 269	1 625	1 659	1 788	2 843
87	住宿護理服務 Residential care services	2 489	2 793	2 589	2 526	2 725
88	社會工作服務 Social work services	582	647	580	620	788
<b>R</b>	<b>藝術、娛樂及康樂活動<sup>(1)</sup></b> <b>Arts, entertainment and recreation</b>	<b>1 761</b>	<b>1 992</b>	<b>1 596</b>	<b>1 558</b>	<b>1 885</b>
90	創作及表演藝術活動 Creative and performing arts activities	39	82	45	77	55
91	圖書館、檔案保存、博物館及其他文化活動 Libraries, archives, museums and other cultural activities	17	6	10	7	6
92	遊樂園及主題樂園 Amusement parks and theme parks	381	379	201	221	256
93	體育及其他娛樂服務 Sports and other entertainment services	1 324	1 525	1 340	1 253	1 568
<b>S</b>	<b>其他服務<sup>(1)</sup></b> <b>Other services</b>	<b>3 400</b>	<b>2 887</b>	<b>3 292</b>	<b>2 998</b>	<b>2 810</b>
94	會員制組織活動 Activities of membership organisations	332	340	331	355	395
95	汽車、電單車、電腦、個人及家庭用品修理 Repair of motor vehicles, motorcycles, computers, personal and household goods	567	383	749	598	571
96	其他個人服務 Other personal services	2 501	2 164	2 212	2 045	1 844
	<b>以上行業主類總計<sup>(1)</sup></b> <b>Total of industry sections above</b>	<b>69 341</b>	<b>67 141</b>	<b>70 463</b>	<b>69 592</b>	<b>71 149</b>

註釋：(1) 數字只涉及有關統計調查所包括的行業，詳情請參閱第 18 頁的「註釋」。

Note: Figures relate only to those industries covered. Please refer to the "Notes" on page 18 for details.

**表 5 按行業主類／行業大類劃分的機構單位數目（政府部門除外）**  
**Table 5 Number of establishments (excluding civil service) analysed by industry section / industry division**

香港標準 行業分類 2.0 版編碼 HSIC V2.0 code	行業主類／行業大類 Industry section / Industry division	機構單位數目 No. of establishments				
		2016 9月 Sep	2016 12月 Dec	2017 3月 Mar	2017 6月 Jun	2017 9月 Sep
<b>B</b>	<b>採礦及採石</b> <b>Mining and quarrying</b>	<b>2</b>	<b>2</b>	<b>2</b>	<b>2</b>	<b>2</b>
08	採石及其他非金屬礦的採掘 Quarrying and other mining of non-metal ores	2	2	2	2	2
<b>C</b>	<b>製造</b> <b>Manufacturing</b>	<b>10 268</b>	<b>10 032</b>	<b>9 876</b>	<b>9 730</b>	<b>9 648</b>
10	食品的製造 Manufacture of food products	1 129	1 140	1 148	1 146	1 223
11	飲品的製造 Manufacture of beverages	27	29	31	34	35
12	煙草製品的製造 Manufacture of tobacco products	3	3	3	3	3
13	紡織品的製造 Manufacture of textiles	488	458	446	436	418
14	成衣的製造 Manufacture of wearing apparel	725	688	657	639	617
15	皮革及相關製品的製造 Manufacture of leather and related products	124	124	129	124	122
16	木材及木製品、水松製品、草編及編結材料製品的製造（傢具及玩具除外） Manufacture of wood and of products of wood and cork, articles of straw and plaiting materials (except furniture and toys)					
17	紙及紙製品的製造 Manufacture of paper and paper products					
18	印刷及已儲錄資料媒體的複製 Printing and reproduction of recorded media	2 451	2 400	2 337	2 317	2 261
19	焦煤和精煉石油產品的製造 Manufacture of coke and refined petroleum products	187	189	189	185	181
20	化學品及化學產品的製造 Manufacture of chemicals and chemical products					
21	藥品、醫藥化學劑和植物藥材的製造 Manufacture of pharmaceuticals, medicinal chemical and botanical products					

**表 5 (續) 按行業主類／行業大類劃分的機構單位數目 (政府部門除外)**  
**Table 5 (cont'd) Number of establishments (excluding civil service) analysed by industry section / industry division**

香港標準 行業分類 2.0 版編碼 HSIC V2.0 code	行業主類／行業大類 Industry section / Industry division	機構單位數目 No. of establishments				
		2016 9月 Sep	2016 12月 Dec	2017 3月 Mar	2017 6月 Jun	2017 9月 Sep
22	橡膠及塑膠產品的製造 (傢具、玩具、體育用品及文具除外) Manufacture of rubber and plastics products (except furniture, toys, sports goods and stationery)	288	274	275	270	272
23	其他非金屬礦產製品的製造 Manufacture of other non-metallic mineral products	200	196	194	194	194
24	基本金屬的製造 Manufacture of basic metals	62	62	62	61	60
25	金屬製品的製造 (機械及設備除外) Manufacture of fabricated metal products (except machinery and equipment)	697	658	629	617	609
26	電腦、電子及光學產品的製造 Manufacture of computer, electronic and optical products	251	245	238	221	215
27	電器設備的製造 Manufacture of electrical equipment	174	167	170	165	158
28	其他機械設備的製造 Manufacture of machinery and equipment n.e.c.	292	280	272	259	249
29	汽車的裝嵌 Body assembly of motor vehicles	68	68	68	69	70
30	其他運輸設備的製造 Manufacture of other transport equipment					
31	傢具的製造 Manufacture of furniture	143	139	140	136	130
32	其他製造業 Other manufacturing	1 235	1 210	1 199	1 172	1 162
33	機械及設備的維修及安裝 Repair and installation of machinery and equipment	1 243	1 236	1 228	1 226	1 220
<b>D &amp; E</b>	<b>電力和燃氣供應及廢棄物管理 Electricity and gas supply, and waste management</b>	<b>399</b>	<b>390</b>	<b>392</b>	<b>393</b>	<b>394</b>
<b>D</b>	<b>電力及燃氣供應 Electricity and gas supply</b>	<b>6</b>	<b>6</b>	<b>6</b>	<b>6</b>	<b>6</b>
35	電力及燃氣供應 Electricity and gas supply	6	6	6	6	6
<b>E</b>	<b>污水處理、廢棄物管理及污染防治服務 Sewerage, waste management and remediation services</b>	<b>393</b>	<b>384</b>	<b>386</b>	<b>387</b>	<b>388</b>



表 5 (續) 按行業主類／行業大類劃分的機構單位數目 (政府部門除外)  
Table 5 (cont'd) Number of establishments (excluding civil service) analysed by industry section / industry division

香港標準 行業分類 2.0 版編碼 HSIC V2.0 code	行業主類／行業大類 Industry section / Industry division	機構單位數目 No. of establishments				
		2016 9月 Sep	2016 12月 Dec	2017 3月 Mar	2017 6月 Jun	2017 9月 Sep
37	污水處理 Sewerage	28	28	28	27	24
38	廢棄物的收集、處理及處置；資源的回收處理 Waste collection, treatment and disposal; materials recovery	361	352	354	356	360
39	污染防治及其他廢棄物處理服務 Remediation and other waste management services	4	4	4	4	4
<b>F</b>	<b>建築地盤</b> <b>Construction sites</b>	<b>1 403</b>	<b>1 391</b>	<b>1 377</b>	<b>1 433</b>	<b>1 456</b>
	<b>公營地盤</b> <b>Public sector sites</b>	<b>558</b>	<b>570</b>	<b>585</b>	<b>579</b>	<b>566</b>
	樓宇建築地盤 Building sites	178	189	198	199	206
	土木工程地盤 Civil engineering sites	380	381	387	380	360
	<b>私營地盤</b> <b>Private sector sites</b>	<b>845</b>	<b>821</b>	<b>792</b>	<b>854</b>	<b>890</b>
	樓宇建築地盤 Building sites	757	748	734	783	813
	土木工程地盤 Civil engineering sites	88	73	58	71	77
<b>G</b>	<b>進出口貿易、批發及零售<sup>(1)</sup></b> <b>Import/export, wholesale and retail trades</b>	<b>178 069</b>	<b>177 892</b>	<b>177 681</b>	<b>177 846</b>	<b>177 290</b>
	<b>進出口貿易及批發</b> <b>Import/export trade and wholesale</b>	<b>114 261</b>	<b>114 166</b>	<b>114 306</b>	<b>114 380</b>	<b>114 235</b>
45	進出口貿易 Import and export trade	100 674	100 587	100 696	100 785	100 648
46	批發 Wholesale	13 587	13 579	13 610	13 595	13 587
	<b>零售<sup>(1)</sup></b> <b>Retail</b>	<b>63 808</b>	<b>63 726</b>	<b>63 375</b>	<b>63 466</b>	<b>63 055</b>
47	零售業 Retail trade	63 808	63 726	63 375	63 466	63 055
<b>H</b>	<b>運輸、倉庫、郵政及速遞服務<sup>(1)</sup></b> <b>Transportation, storage, postal and courier services</b>	<b>9 704</b>	<b>9 713</b>	<b>9 705</b>	<b>9 720</b>	<b>9 723</b>
49	陸路運輸 Land transport	1 759	1 737	1 725	1 734	1 737
50	水上運輸 Water transport	414	414	410	404	388

**表 5 (續) 按行業主類／行業大類劃分的機構單位數目 (政府部門除外)**  
**Table 5 (cont'd) Number of establishments (excluding civil service) analysed by industry section / industry division**

香港標準 行業分類 2.0 版編碼 HSIC V2.0 code	行業主類／行業大類 Industry section / Industry division	機構單位數目 No. of establishments				
		2016 9月 Sep	2016 12月 Dec	2017 3月 Mar	2017 6月 Jun	2017 9月 Sep
51	航空運輸 Air transport	166	166	165	162	162
52	貨倉及運輸輔助服務 Warehousing and support services for transportation	6 653	6 668	6 682	6 702	6 703
53	郵政及速遞服務 Postal and courier services	712	728	723	718	733
<b>I</b>	<b>住宿及膳食服務<sup>(1)</sup></b> <b>Accommodation and food services</b>	<b>17 818</b>	<b>17 896</b>	<b>17 933</b>	<b>17 844</b>	<b>17 992</b>
55	住宿服務 Accommodation services	1 231	1 234	1 233	1 234	1 239
56	餐飲服務 Food and beverage services	16 587	16 662	16 700	16 610	16 753
<b>J</b>	<b>資訊及通訊</b> <b>Information and communications</b>	<b>12 981</b>	<b>13 155</b>	<b>13 323</b>	<b>13 591</b>	<b>13 973</b>
58	出版 Publishing	1 522	1 523	1 501	1 505	1 513
59	電影、錄像及電視節目製作、錄音及音樂出版 Motion picture, video and television programme production, sound recording and music publishing	2 438	2 499	2 558	2 608	2 692
60	節目編製及廣播 Programming and broadcasting					
61	電訊 Telecommunications	320	316	321	319	325
62	資訊科技服務 Information technology services	7 743	7 837	7 940	8 085	8 307
63	資訊服務 Information services	958	980	1 003	1 074	1 136
<b>K</b>	<b>金融及保險<sup>(1)</sup></b> <b>Financing and insurance</b>	<b>23 871</b>	<b>24 379</b>	<b>24 697</b>	<b>24 959</b>	<b>25 495</b>
64	金融服務 (保險及退休基金除外) Financial services (except insurance and pension funding)	7 604	7 652	7 663	7 706	7 798
65	保險 Insurance	174	174	167	164	173
66	金融保險輔助服務 Services auxiliary to financial and insurance services	16 093	16 553	16 867	17 089	17 524

**表 5 (續) 按行業主類／行業大類劃分的機構單位數目 (政府部門除外)**  
**Table 5 (cont'd) Number of establishments (excluding civil service) analysed by industry section / industry division**

香港標準 行業分類 2.0 版編碼 HSIC V2.0 code	行業主類／行業大類 Industry section / Industry division	機構單位數目 No. of establishments				
		2016 9月 Sep	2016 12月 Dec	2017 3月 Mar	2017 6月 Jun	2017 9月 Sep
<b>L</b>	<b>地產</b> <b>Real estate</b>	<b>15 874</b>	<b>15 991</b>	<b>16 148</b>	<b>16 181</b>	<b>16 313</b>
68	地產 Real estate	15 874	15 991	16 148	16 181	16 313
<b>M &amp; N</b>	<b>專業及商用服務<sup>(1)</sup></b> <b>Professional and business services</b>	<b>46 274</b>	<b>46 632</b>	<b>46 940</b>	<b>47 044</b>	<b>47 268</b>
<b>M</b>	<b>專業、科學及技術服務</b> <b>Professional, scientific and technical services</b>	<b>32 746</b>	<b>33 112</b>	<b>33 396</b>	<b>33 471</b>	<b>33 669</b>
69	法律及會計服務 Legal and accounting services	8 066	8 162	8 208	8 217	8 266
70	總辦事處；管理及管理顧問服務 Activities of head offices; management and management consultancy services	8 358	8 462	8 603	8 646	8 765
71	建築及工程服務、技術測試及分析 Architecture and engineering services, technical testing and analysis	3 352	3 388	3 422	3 445	3 444
72	科學研究及發展 Scientific research and development	194	209	227	240	253
74	廣告及市場研究 Advertising and market research	3 582	3 584	3 589	3 571	3 581
73	獸醫 Veterinary services	9 194	9 307	9 347	9 352	9 360
75	其他專業、科學及技術服務 Other professional, scientific and technical services					
<b>N</b>	<b>行政及支援服務<sup>(1)</sup></b> <b>Administrative and support services</b>	<b>13 528</b>	<b>13 520</b>	<b>13 544</b>	<b>13 573</b>	<b>13 599</b>
77	租賃服務 Rental and leasing services	679	688	693	689	700
78	就業服務 Employment services	2 798	2 805	2 830	2 849	2 858
79	旅行代理、代訂服務及相關服務 Travel agency, reservation service and related services	2 877	2 873	2 854	2 868	2 864
80	保安及偵查服務 Security and investigation services	234	232	235	233	229
81	建築物及園境護理服務 Services to buildings and landscape care	1 757	1 756	1 746	1 754	1 775
82	辦公室行政、辦公室支援及其他商業支援服務 Office administrative, office support and other business support services	5 183	5 166	5 186	5 180	5 173

表 5 (續) 按行業主類／行業大類劃分的機構單位數目 (政府部門除外)  
Table 5 (cont'd) Number of establishments (excluding civil service) analysed by industry section / industry division

香港標準 行業分類 2.0 版編碼 HSIC V2.0 code	行業主類／行業大類 Industry section / Industry division	機構單位數目 No. of establishments				
		2016 9月 Sep	2016 12月 Dec	2017 3月 Mar	2017 6月 Jun	2017 9月 Sep
<b>P - S</b>	<b>社會及個人服務<sup>(1)</sup></b> <b>Social and personal services</b>	<b>49 785</b>	<b>49 885</b>	<b>50 343</b>	<b>50 434</b>	<b>50 620</b>
<b>P</b>	<b>教育</b> <b>Education</b>	<b>15 022</b>	<b>15 118</b>	<b>15 351</b>	<b>15 382</b>	<b>15 516</b>
85	教育 Education	15 022	15 118	15 351	15 382	15 516
<b>Q</b>	<b>人類保健及社會工作服務<sup>(1)</sup></b> <b>Human health and social work services</b>	<b>11 506</b>	<b>11 537</b>	<b>11 621</b>	<b>11 657</b>	<b>11 734</b>
86	人類保健服務 Human health services	8 323	8 348	8 430	8 451	8 498
87	住宿護理服務 Residential care services	1 154	1 154	1 154	1 160	1 170
88	社會工作服務 Social work services	2 029	2 035	2 037	2 046	2 066
<b>R</b>	<b>藝術、娛樂及康樂活動<sup>(1)</sup></b> <b>Arts, entertainment and recreation</b>	<b>3 446</b>	<b>3 413</b>	<b>3 434</b>	<b>3 448</b>	<b>3 436</b>
90	創作及表演藝術活動 Creative and performing arts activities	1 948	1 943	1 942	1 938	1 925
91	圖書館、檔案保存、博物館及其他文化活動 Libraries, archives, museums and other cultural activities	82	81	85	88	89
92	遊樂園及主題樂園 Amusement parks and theme parks	10	10	10	10	10
93	體育及其他娛樂服務 Sports and other entertainment services	1 406	1 379	1 397	1 412	1 412
<b>S</b>	<b>其他服務<sup>(1)</sup></b> <b>Other services</b>	<b>19 811</b>	<b>19 817</b>	<b>19 937</b>	<b>19 947</b>	<b>19 934</b>
94	會員制組織活動 Activities of membership organisations	1 330	1 338	1 341	1 336	1 335
95	汽車、電單車、電腦、個人及家庭用品修理 Repair of motor vehicles, motorcycles, computers, personal and household goods	6 610	6 617	6 638	6 645	6 652
96	其他個人服務 Other personal services	11 871	11 862	11 958	11 966	11 947
<b>以上行業主類總計<sup>(1)</sup></b> <b>Total of industry sections above</b>		<b>366 448</b>	<b>367 358</b>	<b>368 417</b>	<b>369 177</b>	<b>370 174</b>

註釋：(1) 數字只涉及有關統計調查所包括的行業，詳情請參閱第 18 頁的「註釋」。

Note: Figures relate only to those industries covered. Please refer to the "Notes" on page 18 for details.

表 6 按選定行業中類／行業小類／行業小分類劃分的機構單位數目、就業人數及職位空缺數目（公務員除外）

Table 6 Number of establishments, persons engaged and vacancies (other than those in the civil service) analysed by selected industry group / industry class / industry sub-class

香港標準 行業分類 2.0 版編碼 HSIC V2.0 code	行業中類／行業小類／行業小分類 Industry group / Industry class / Industry sub-class	機構單位數目 No. of establishments		就業人數 No. of persons engaged		職位空缺數目 No. of vacancies	
		2017 6月 Jun	2017 9月 Sep	2017 6月 Jun	2017 9月 Sep	2017 6月 Jun	2017 9月 Sep
		<b>C</b>	<b>製造 Manufacturing</b>				
131	紡紗、梭織及紡織品的染整 Spinning, weaving and finishing of textiles	135	124	544	484	0	0
1311	紡織纖維的紡紗及紡前處理 Preparation and spinning of textile fibres	10	6	63	18	0	0
1312	梭織 Weaving of textiles						
131201	梭織棉布 Weaving, cotton						
1313	紡織品的染整（印刷用絲網的製造除外） Dyeing and finishing of textiles (excl. manufacturing of silkscreen for printing)	125	118	481	466	0	0
131304	梭織布料漂染 Bleaching and dyeing of woven fabrics	18	18	104	118	0	0
139	其他紡織品的製造 Manufacture of other textiles	301	294	2 001	1 886	14	6
141	成衣的製造（毛皮衣服、針織及鉤針編織衣服除外） Manufacture of wearing apparel (except fur, knitted and crocheted apparel)	542	520	3 120	2 955	31	18
142	毛皮製品的製造 Manufacture of articles of fur						
1411	服裝及衣服的製造 Manufacture of garments and clothing	499	480	2 900	2 720	29	17
141101	外衣的縫製（皮革衣服、雨衣及直接由紗線原件針織的衣物除外） Manufacture of outer garments (excl. leather garment, raincoat, knitwear from yarn)	468	451	2 524	2 361	27	16
141102	裁縫（不設工場的裁縫店除外） Tailoring (excl. custom tailoring without workshop)						
141103	雨衣的縫製 Manufacture of raincoats						
141104	內衣及睡衣的縫製 Manufacture of under garments and night garments	8	7	135	122	0	0

表 6 (續) 按選定行業中類／行業小類／行業小分類劃分的機構單位數目、就業人數及職位空缺數目（公務員除外）

Table 6 (cont'd) Number of establishments, persons engaged and vacancies (other than those in the civil service) analysed by selected industry group / industry class / industry sub-class

香港標準 行業分類 2.0 版編碼 HSIC V2.0 code	行業中類／行業小類／行業小分類 Industry group / Industry class / Industry sub-class	機構單位數目 No. of establishments		就業人數 No. of persons engaged		職位空缺數目 No. of vacancies	
		2017 6月 Jun	2017 9月 Sep	2017 6月 Jun	2017 9月 Sep	2017 6月 Jun	2017 9月 Sep
		143	針織或鉤針編織衣服的製造 Manufacture of knitted and crocheted apparel	97	97	1 407	1 122
1432	針織或鉤針編織外衣（非針織衣服、雨衣及皮革衣服除外）的製造 Manufacture of knitted and crocheted outerwear (excl. garment not knitted, raincoat, leather garment)	95	95	1 389	1 104	10	0
170	紙及紙製品的製造 Manufacture of paper and paper products	230	223	819	786	7	4
1702	紙容器及紙板容器的製造 Manufacture of containers of paper and paperboard	133	128	385	369	2	2
181	印刷及與印刷相關的服務 Printing and services related to printing	2 300	2 244	13 881	13 678	148	85
1811	印刷 Printing	2 077	2 022	12 580	12 395	133	82
261	電子組件及介板的製造 Manufacture of electronic components and boards	71	68	1 689	1 602	24	23
262	電腦及其周邊設備的製造 Manufacture of computers and peripheral equipment	20	20	223	208	8	7
263	通訊設備的製造 Manufacture of communication equipment	18	19	65	62	0	2
264	影音器材的製造 Manufacture of audio and video equipment						
265	計時、量度、檢驗、導航及控制用設備的製造 Manufacture of timing, measuring, testing, navigating and control equipment	101	97	721	672	11	5
2652	鐘錶的製造 Manufacture of watches and clocks	83	80	600	549	5	1
265201	機械鐘及鐘肉、機械錶及錶肉的製造 Manufacture of mechanical watches, watch movements, mechanical clocks and clock movements	12	11	144	124	1	0
265202	電子鐘及鐘肉、電子錶及錶肉的製造 Manufacture of electronic watches, watch movements, electronic clocks and clock movements	26	26	322	291	0	1

表 6 (續) 按選定行業中類／行業小類／行業小分類劃分的機構單位數目、就業人數及職位空缺數目（公務員除外）

Table 6 (cont'd) Number of establishments, persons engaged and vacancies (other than those in the civil service) analysed by selected industry group / industry class / industry sub-class

香港標準 行業分類 2.0 版編碼 HSIC V2.0 code	行業中類／行業小類／行業小分類 Industry group / Industry class / Industry sub-class	機構單位數目 No. of establishments		就業人數 No. of persons engaged		職位空缺數目 No. of vacancies							
		2017 6月 Jun	2017 9月 Sep	2017 6月 Jun	2017 9月 Sep	2017 6月 Jun	2017 9月 Sep						
		265203	鐘錶殼及其他鐘錶零件的製造 Manufacture of cases and parts for watches and clocks n.e.c.	45	43	134	134	4	0				
266	輻射、電子醫學及電子診療設備的製造 Manufacture of irradiation, electromedical and electrotherapeutic equipment	}	}	}	}	}	}						
267	光學儀器及設備（眼科用品除外）的製造 Manufacture of optical instruments and equipment (except ophthalmic goods)							11	11	132	102	2	3
268	磁性及光學媒體的製造 Manufacture of magnetic and optical media												
301	船艇的製造 Building of ships and boats	11	11	58	55	0	0						
3211	珠寶及相關物品的製造 Manufacture of jewellery and related articles	332	327	2 640	2 448	31	59						
3243	塑膠玩具的製造 Manufacture of plastic toys	20	17	79	74	4	3						
3315	空中、海上及鐵道運輸設備維修 Repair of air, water and rail transport equipment	287	289	10 876	11 052	343	315						
<b>G</b>	<b>進出口貿易、批發及零售 <sup>(1)</sup></b> <b>Import/export, wholesale and retail trades</b>												
451425	中成藥及中草藥出口貿易 Export trading of Chinese drugs and herbs	169	167	565	559	1	4						
452425	中成藥及中草藥進口批發 Import for wholesale of Chinese drugs and herbs	320	319	1 282	1 285	2	19						
460425	中成藥及中草藥批發 Wholesale of Chinese drugs and herbs	310	310	1 210	1 202	10	8						
471101	超級市場 Supermarkets	849	852	18 827	19 018	1 135	1 217						
471102	便利店 Convenience stores	1 322	1 315	11 068	11 138	195	257						
471901	百貨公司 Department stores	145	145	11 265	11 230	595	659						

表 6 (續) 按選定行業中類／行業小類／行業小分類劃分的機構單位數目、就業人數及職位空缺數目（公務員除外）

Table 6 (cont'd) Number of establishments, persons engaged and vacancies (other than those in the civil service) analysed by selected industry group / industry class / industry sub-class

香港標準 行業分類 2.0 版編碼 HSIC V2.0 code	行業中類／行業小類／行業小分類 Industry group / Industry class / Industry sub-class	機構單位數目 No. of establishments		就業人數 No. of persons engaged		職位空缺數目 No. of vacancies	
		2017 6月 Jun	2017 9月 Sep	2017 6月 Jun	2017 9月 Sep	2017 6月 Jun	2017 9月 Sep
		4771	衣服、鞋類及皮革製品零售店 Retail sale of clothing, footwear and leather articles	14 256	14 110	52 420	52 149
4772	藥物、醫療健康用品、化妝品及個人護理用品零售店 Retail sale of pharmaceutical, medical and health goods, cosmetics and personal care products	5 559	5 448	30 605	30 403	758	784
477201	中草藥及中成藥零售店 Retail sale of Chinese drugs and herbs	1 309	1 299	4 658	4 655	50	69
477202	藥物及健康補給品零售店（兼售或不兼售化妝品及個人護理用品） Retail sale of medicines and health supplements (with or without selling cosmetics and personal care products)	2 456	2 379	15 037	14 992	474	444
477203	醫療用品零售店 Retail sale of medical goods						
477204	化妝品及個人護理用品零售店 Retail sale of cosmetics and personal care products	1 794	1 770	10 910	10 756	234	271
<b>H</b>	<b>運輸、倉庫、郵政及速遞服務<sup>(1)</sup></b> <b>Transportation, storage, postal and courier services</b>						
491	鐵路及纜索運輸 Railway and cable transport	4	4	18 383	18 262	451	255
492	公路運輸 Land transport by road	1 730	1 733	26 777	26 824	439	422
4921	公共巴士服務 Public bus services	5	5	17 937	17 919	281	250
4928	拖頭拖運服務 Transport by tractors	1 725	1 728	8 840	8 905	158	172
502101	持牌及專營渡輪服務 Licensed and franchised ferry services	10	10	1 256	1 257	36	32
510	航空運輸 Air transport	162	162	27 247	28 211	163	385
521	貨倉及倉庫服務 Warehousing and storage	877	894	8 397	8 439	196	121
5212	通用貨倉 General cargo warehouses	857	875	7 554	7 641	186	109



表 6 (續) 按選定行業中類／行業小類／行業小分類劃分的機構單位數目、就業人數及職位空缺數目（公務員除外）

Table 6 (cont'd) Number of establishments, persons engaged and vacancies (other than those in the civil service) analysed by selected industry group / industry class / industry sub-class

香港標準 行業分類 2.0 版編碼 HSIC V2.0 code	行業中類／行業小類／行業小分類 Industry group / Industry class / Industry sub-class	機構單位數目 No. of establishments		就業人數 No. of persons engaged		職位空缺數目 No. of vacancies	
		2017 6月 Jun	2017 9月 Sep	2017 6月 Jun	2017 9月 Sep	2017 6月 Jun	2017 9月 Sep
		522	運輸輔助服務 Support services for transportation	5 825	5 809	71 110	71 740
5221	陸路運輸輔助服務 Services incidental to land transportation	583	582	8 339	8 167	194	199
5222	水上運輸輔助服務 Services incidental to water transportation	352	353	7 317	7 180	86	100
5223	航空運輸輔助服務 Services incidental to air transportation	50	66	16 300	16 726	1 024	937
5229	其他運輸輔助服務 Other transportation support services	4 840	4 808	39 154	39 667	586	673
522901	航空貨運代理服務 Air cargo forwarding services	1 296	1 305	16 808	16 979	238	284
522902	海上貨運代理服務 Sea cargo forwarding services	2 305	2 275	17 345	17 674	241	315
<b>I</b>	<b>住宿及膳食服務<sup>(1)</sup></b> <b>Accommodation and food services</b>						
5501	酒店 Hotels	241	243	35 856	36 107	2 039	1 784
561101, 561109-11	中式餐館及酒樓 Chinese restaurants	4 635	4 663	104 276	104 879	3 578	3 281
561103-08	非中式餐館 Non-Chinese restaurants	2 341	2 380	31 964	32 271	1 811	1 554
5612	快餐店 Fast food shops	1 598	1 598	43 683	44 093	2 346	2 367
<b>J</b>	<b>資訊及通訊</b> <b>Information and communications</b>						
581	書籍、期刊的出版及其他出版活動 Publishing of books, periodicals and other publishing activities	1 226	1 227	16 844	16 721	191	200
582	軟件出版 Software publishing	279	286	1 989	2 010	26	42
591	電影、錄像及電視節目製作活動 Motion picture, video and television programme activities	2 101	2 187	8 898	9 005	119	110
592	錄音及音樂出版活動 Sound recording and music publishing activities	464	465	1 044	1 046	5	9

表 6 (續) 按選定行業中類／行業小類／行業小分類劃分的機構單位數目、就業人數及職位空缺數目（公務員除外）

Table 6 (cont'd) Number of establishments, persons engaged and vacancies (other than those in the civil service) analysed by selected industry group / industry class / industry sub-class

香港標準 行業分類 2.0 版編碼 HSIC V2.0 code	行業中類／行業小類／行業小分類 Industry group / Industry class / Industry sub-class	機構單位數目 No. of establishments		就業人數 No. of persons engaged		職位空缺數目 No. of vacancies	
		2017 6月 Jun	2017 9月 Sep	2017 6月 Jun	2017 9月 Sep	2017 6月 Jun	2017 9月 Sep
		611	電訊網絡營運 Telecommunications network operation	28	29	12 866	12 596
619	其他電訊服務 Other telecommunications services	291	296	7 605	7 577	190	166
6191	互聯網接駁服務 Internet access services	39	40	1 654	1 582	34	37
6199	其他雜項電訊服務 Other miscellaneous telecommunications services n.e.c.	252	256	5 951	5 995	156	129
620	資訊科技服務 Information technology services	8 085	8 307	44 337	44 450	1 391	1 455
<b>K</b>	<b>金融及保險<sup>(1)</sup> Financing and insurance</b>						
6412	本地銀行單位 Domestic banking units	1 438	1 434	102 302	102 621	2 938	2 596
641201	持牌銀行 Licensed banks	1 354	1 350	98 391	98 685	2 871	2 544
641202	有限制牌照銀行 Restricted licensed banks	28	28	3 071	3 110	67	52
641203	接受存款公司 Deposit-taking companies	56	56	840	826	0	0
642	投資及控股公司 Investment and holding companies	3 991	4 053	24 564	24 719	276	268
6611	證券及期貨市場管理 Administration of marketplaces for securities and commodity contracts	951	959	22 672	22 419	370	356
6612	證券及期貨處理服務 Securities and commodity contracts dealing services						
662	保險及退休基金輔助服務 Services auxiliary to insurance and pension funding	11 970	12 336	21 738	21 835	970	1 022
<b>L</b>	<b>地產 Real estate</b>						
681	涉及自置或租賃物業的地產服務 Real estate services with own or leased property	8 499	8 566	27 588	27 814	403	384

表 6 (續) 按選定行業中類／行業小類／行業小分類劃分的機構單位數目、就業人數及職位空缺數目（公務員除外）

Table 6 (cont'd) Number of establishments, persons engaged and vacancies (other than those in the civil service) analysed by selected industry group / industry class / industry sub-class

香港標準 行業分類 2.0 版編碼 HSIC V2.0 code	行業中類／行業小類／行業小分類 Industry group / Industry class / Industry sub-class	機構單位數目 No. of establishments		就業人數 No. of persons engaged		職位空缺數目 No. of vacancies	
		2017 6月 Jun	2017 9月 Sep	2017 6月 Jun	2017 9月 Sep	2017 6月 Jun	2017 9月 Sep
		6811	地產發展 Real estate development	505	512	3 651	3 703
682	按收費或以合約形式進行的地產服務 Real estate services on a fee or contract basis	7 682	7 747	102 867	103 586	3 807	3 757
6821	地產經紀及代理 Real estate brokerage and agency	5 440	5 459	28 905	28 958	1 094	1 056
6822	地產保養管理服務 Real estate maintenance management	1 963	1 998	73 165	73 798	2 709	2 696
<b>M &amp; N</b>	<b>專業及商用服務<sup>(1)</sup></b> <b>Professional and business services</b>						
691	法律服務 Legal services	2 622	2 638	23 187	23 303	204	205
692	會計、簿記及核數服務、稅務顧問 Accounting, bookkeeping and auditing services, tax consultancy	5 595	5 628	30 291	30 524	711	660
711	與建造及地產活動相關的建築、測量及工程服務 Architectural, surveying and engineering services related to real estate and construction	2 419	2 424	28 866	28 924	547	561
712	技術測試及分析 Technical testing and analysis	532	522	11 039	11 017	251	298
719	其他與建造及地產活動無關的工程、技術及顧問服務 Engineering, technical and consultancy services not related to construction and real estate n.e.c.	494	498	1 953	1 970	28	32
811	病媒防治服務 Pest control services	1 526	1 541	82 342	81 804	1 828	1 851
812	清潔服務 Cleaning services						
<b>P - S</b>	<b>社會及個人服務<sup>(1)</sup></b> <b>Social and personal services</b>						
871	護養院 Nursing homes	39	43	2 763	2 920	160	233
873	長者住宿照顧服務 Residential care services for the elderly	746	752	21 605	21 487	1 986	2 101
941	企業、僱主及專業會員制組織活動 Activities of business, employers and professional membership organisations	453	455	3 889	3 911	139	142

表 6 (續) 按選定行業中類／行業小類／行業小分類劃分的機構單位數目、就業人數及職位空缺數目（公務員除外）

Table 6 (cont'd) Number of establishments, persons engaged and vacancies (other than those in the civil service) analysed by selected industry group / industry class / industry sub-class

香港標準 行業分類 2.0 版編碼 HSIC V2.0 code	行業中類／行業小類／行業小分類 Industry group / Industry class / Industry sub-class	機構單位數目 No. of establishments		就業人數 No. of persons engaged		職位空缺數目 No. of vacancies	
		2017 6月 Jun	2017 9月 Sep	2017 6月 Jun	2017 9月 Sep	2017 6月 Jun	2017 9月 Sep
		949	其他會員制組織活動 Activities of other membership organisations n.e.c.	883	880	6 827	6 870
951	汽車及電單車維修服務 Servicing and repairing of motor vehicles and motorcycles	3 016	3 042	10 839	10 809	474	462
952	電腦及通訊設備修理 Repair of computers and communications equipment	706	704	2 161	2 121	73	42
953	個人及家庭用品修理 Repair of personal and household goods	2 923	2 906	6 073	6 128	51	67
9601	洗滌及乾洗服務 Laundry and dry-cleaning services	1 190	1 195	5 843	5 908	294	224
9602	美容及美體護理 Beauty and body prettifying treatment	10 172	10 143	38 690	38 622	1 701	1 593
	<b>電子業<sup>(2)</sup></b> <b>Electronics</b>	<b>238</b>	<b>234</b>	<b>2 950</b>	<b>2 780</b>	<b>53</b>	<b>49</b>

註釋：(1) 數字只涉及有關統計調查所包括的行業，詳情請參閱第 18 頁的「註釋」。

Notes: Figures relate only to those industries covered. Please refer to the "Notes" on page 18 for details.

- (2) 政府統計處曾詳細研究電子產品及電子業的統計分類事項，並曾就此徵詢有關的工商業機構，詳情刊載於《香港統計月刊》1986年3月號的特刊內。在「香港標準行業分類2.0版」中，電子業包括下列行業組別：-

The statistical classification of electronic products and the electronics industry had been studied by the Census and Statistics Department in consultation with relevant trade and industrial organisations. Details are given in a special review article published in the March 1986 issue of the *Hong Kong Monthly Digest of Statistics*. The electronics industry in the HSIC V2.0 covers the following industries :-

261	電子組件及介板的製造	Manufacture of electronic components and boards
262	電腦及其周邊設備的製造	Manufacture of computers and peripheral equipment
263	通訊設備的製造	Manufacture of communication equipment
264	影音器材的製造	Manufacture of audio and video equipment
2651	量度、檢驗、導航及控制用設備的製造	Manufacture of measuring, testing, navigating and control equipment
265202	電子鐘及鐘肉、電子錶及錶肉的製造	Manufacture of electronic watches, watch movements, electronic clocks and clock movements
268	磁性及光學媒體的製造	Manufacture of magnetic and optical media
2731	電力電線、光纖電纜及其他電纜的製造	Manufacture of electric wire, fibre optic cables and other cables
279	其他電力設備的製造	Manufacture of other electrical equipment
2817	辦公室機械設備的製造（電腦及其周邊設備除外）	Manufacture of office machinery and equipment (except computers and peripheral equipment)
3245	電子遊戲用品及玩具的製造	Manufacture of electronic games and toys

表 7 按零售商類別劃分的零售業機構單位數目、就業人數及職位空缺數目  
(公務員除外)

Table 7 Number of establishments, persons engaged and vacancies (other than those in the civil service) in the retail trade analysed by type of retail outlet

零售商類別 Type of retail outlet	機構單位數目 No. of establishments		就業人數 No. of persons engaged		職位空缺數目 No. of vacancies	
	2017 6月 Jun	2017 9月 Sep	2017 6月 Jun	2017 9月 Sep	2017 6月 Jun	2017 9月 Sep
	<b>食品、酒類飲品及煙草 (超級市場/便利店除外)</b> <b>Food, alcoholic drinks and tobacco (other than supermarkets / convenience stores)</b>	<b>13 770</b>	<b>13 673</b>	<b>44 403</b>	<b>43 978</b>	<b>993</b>
其中: Of which:						
麵包、糕餅、糖果及餅乾 <i>Bread, pastry, confectionery and biscuits</i>	2 177	2 152	12 670	12 763	321	365
<b>超級市場/便利店</b> <b>Supermarkets / Convenience stores</b>	<b>2 171</b>	<b>2 167</b>	<b>29 895</b>	<b>30 156</b>	<b>1 330</b>	<b>1 474</b>
<b>燃料</b> <b>Fuels</b>	<b>310</b>	<b>305</b>	<b>3 000</b>	<b>2 952</b>	<b>56</b>	<b>60</b>
<b>衣物、鞋類及有關製品</b> <b>Clothing, footwear and allied products</b>	<b>13 498</b>	<b>13 365</b>	<b>48 098</b>	<b>47 739</b>	<b>1 447</b>	<b>1 638</b>
其中: Of which:						
服裝 <i>Wearing apparel</i>	11 730	11 654	41 256	40 977	1 343	1 517
鞋類、有關製品及其他衣物配件 <i>Footwear, allied products and other clothing accessories</i>	1 768	1 711	6 842	6 762	104	121
<b>耐用消費品</b> <b>Consumer durable goods</b>	<b>6 681</b>	<b>6 564</b>	<b>30 904</b>	<b>30 616</b>	<b>623</b>	<b>795</b>
其中: Of which:						
汽車及汽車零件 <i>Motor vehicles and parts</i>	1 257	1 241	5 678	5 755	88	147
電器及攝影器材 <i>Electrical goods and photographic equipment</i>	3 073	3 017	13 313	13 006	235	322
<b>百貨公司</b> <b>Department stores</b>	<b>145</b>	<b>145</b>	<b>11 265</b>	<b>11 230</b>	<b>595</b>	<b>659</b>

表 7 (續) 按零售商類別劃分的零售業機構單位數目、就業人數及職位空缺數目  
(公務員除外)

Table 7 (cont'd) Number of establishments, persons engaged and vacancies (other than those in the civil service) in the retail trade analysed by type of retail outlet

零售商類別 Type of retail outlet	機構單位數目 No. of establishments		就業人數 No. of persons engaged		職位空缺數目 No. of vacancies	
	2017 6月 Jun	2017 9月 Sep	2017 6月 Jun	2017 9月 Sep	2017 6月 Jun	2017 9月 Sep
	<b>珠寶首飾、鐘錶及名貴禮物</b> <b>Jewellery, watches and clocks, and valuable gifts</b>	<b>3 707</b>	<b>3 681</b>	<b>19 182</b>	<b>19 110</b>	<b>289</b>
<b>其他消費品</b> <b>Other consumer goods</b>	<b>23 184</b>	<b>23 155</b>	<b>81 049</b>	<b>81 350</b>	<b>1 749</b>	<b>1 999</b>
其中: Of which:						
書報、文具及禮品 <i>Books, newspapers, stationery and gifts</i>	2 014	1 962	6 197	6 201	61	142
中藥 <i>Chinese drugs and herbs</i>	1 309	1 299	4 658	4 655	50	69
藥物及化妝品 <i>Medicines and cosmetics</i>	4 060	3 962	25 340	25 147	685	694
<b>所有零售商類別</b> <b>All retail outlets</b>	<b>63 466</b>	<b>63 055</b>	<b>267 796</b>	<b>267 131</b>	<b>7 082</b>	<b>8 130</b>

註釋：有關零售商的「香港標準行業分類 2.0 版」編碼，請參閱附錄乙。  
Note: Please refer to Appendix B for the HSIC V2.0 codes of the retail outlet.

**表 8 按行業主類／行業大類及性別劃分的就業人數（公務員除外）**  
**Table 8 Number of persons engaged (other than those in the civil service) analysed by industry section / industry division and sex**

香港標準 行業分類 2.0 版編碼 HSIC V2.0 code	行業主類／行業大類 Industry section / Industry division	就業人數 No. of persons engaged					
		2017年6月 June 2017			2017年9月 September 2017		
		男性 Male	女性 Female	總計 Total	男性 Male	女性 Female	總計 Total
<b>B</b>	<b>採礦及採石 Mining and quarrying</b>	<b>49</b>	<b>8</b>	<b>57</b>	<b>46</b>	<b>8</b>	<b>54</b>
08	採石及其他非金屬礦的採掘 Quarrying and other mining of non-metal ores	49	8	57	46	8	54
<b>C</b>	<b>製造 Manufacturing</b>	<b>57 915</b>	<b>35 498</b>	<b>93 413</b>	<b>57 435</b>	<b>34 601</b>	<b>92 036</b>
10	食品的製造 Manufacture of food products	12 510	13 042	25 552	13 446	12 225	25 671
11	飲品的製造 Manufacture of beverages	2 395	804	3 199	2 418	840	3 258
12	煙草製品的製造 Manufacture of tobacco products	358	202	560	360	196	556
13	紡織品的製造 Manufacture of textiles	1 137	1 408	2 545	1 192	1 178	2 370
14	成衣的製造 Manufacture of wearing apparel	2 264	2 263	4 527	1 861	2 216	4 077
15	皮革及相關製品的製造 Manufacture of leather and related products						
16	木材及木製品、水松製品、草編及編結材料製品的製造（傢具及玩具除外） Manufacture of wood and of products of wood and cork, articles of straw and plaiting materials (except furniture and toys)	241	145	386	269	118	387
17	紙及紙製品的製造 Manufacture of paper and paper products	592	227	819	593	193	786
18	印刷及已儲錄資料媒體的複製 Printing and reproduction of recorded media	9 445	4 855	14 300	9 007	5 052	14 059
19	焦煤和精煉石油產品的製造 Manufacture of coke and refined petroleum products						
20	化學品及化學產品的製造 Manufacture of chemicals and chemical products	954	676	1 630	909	668	1 577
21	藥品、醫藥化學劑和植物藥材的製造 Manufacture of pharmaceuticals, medicinal chemical and botanical products	1 987	3 135	5 122	2 152	3 043	5 195

**表 8 (續) 按行業主類／行業大類及性別劃分的就業人數（公務員除外）**  
**Table 8 (cont'd) Number of persons engaged (other than those in the civil service) analysed by industry section / industry division and sex**

香港標準 行業分類 2.0 版編碼 HSIC V2.0 code	行業主類／行業大類 Industry section / Industry division	就業人數 No. of persons engaged					
		2017年6月 June 2017			2017年9月 September 2017		
		男性 Male	女性 Female	總計 Total	男性 Male	女性 Female	總計 Total
22	橡膠及塑膠產品的製造（傢具、玩具、體育用品及文具除外） Manufacture of rubber and plastics products (except furniture, toys, sports goods and stationery)	1 213	787	2 000	1 348	740	2 088
23	其他非金屬礦產產品的製造 Manufacture of other non-metallic mineral products	1 261	222	1 483	1 212	245	1 457
24	基本金屬的製造 Manufacture of basic metals	799	232	1 031	835	228	1 063
25	金屬製品的製造（機械及設備除外） Manufacture of fabricated metal products (except machinery and equipment)	1 867	633	2 500	1 708	708	2 416
26	電腦、電子及光學產品的製造 Manufacture of computer, electronic and optical products	1 620	1 210	2 830	1 411	1 235	2 646
27	電器設備的製造 Manufacture of electrical equipment	939	511	1 450	902	464	1 366
28	其他機械設備的製造 Manufacture of machinery and equipment n.e.c.	1 135	231	1 366	1 097	299	1 396
29	汽車的裝嵌 Body assembly of motor vehicles	306	47	353	291	66	357
30	其他運輸設備的製造 Manufacture of other transport equipment						
31	傢具的製造 Manufacture of furniture	321	88	409	306	71	377
32	其他製造業 Other manufacturing	4 332	2 251	6 583	3 851	2 351	6 202
33	機械及設備的維修及安裝 Repair and installation of machinery and equipment	12 239	2 529	14 768	12 267	2 465	14 732
<b>D &amp; E</b>	<b>電力和燃氣供應及廢棄物管理 Electricity and gas supply, and waste management</b>	<b>8 809</b>	<b>2 508</b>	<b>11 317</b>	<b>8 759</b>	<b>2 493</b>	<b>11 252</b>
<b>D</b>	<b>電力及燃氣供應 Electricity and gas supply</b>	<b>6 401</b>	<b>1 452</b>	<b>7 853</b>	<b>6 442</b>	<b>1 479</b>	<b>7 921</b>
35	電力及燃氣供應 Electricity and gas supply	6 401	1 452	7 853	6 442	1 479	7 921



**表 8 (續) 按行業主類／行業大類及性別劃分的就業人數（公務員除外）**  
**Table 8 (cont'd) Number of persons engaged (other than those in the civil service) analysed by industry section / industry division and sex**

香港標準 行業分類 2.0 版編碼 HSIC V2.0 code	行業主類／行業大類 Industry section / Industry division	就業人數 No. of persons engaged					
		2017年6月 June 2017			2017年9月 September 2017		
		男性 Male	女性 Female	總計 Total	男性 Male	女性 Female	總計 Total
<b>E</b>	<b>污水處理、廢棄物管理及污染防治服務</b> <b>Sewerage, waste management and remediation services</b>	<b>2 408</b>	<b>1 056</b>	<b>3 464</b>	<b>2 317</b>	<b>1 014</b>	<b>3 331</b>
37	污水處理 Sewerage	123	39	162	112	33	145
38	廢棄物的收集、處理及處置；資源的回收處理 Waste collection, treatment and disposal; materials recovery	2 282	1 014	3 296	2 202	978	3 180
39	污染防治及其他廢棄物處理服務 Remediation and other waste management services	3	3	6	3	3	6
<b>F</b>	<b>建築地盤（只包括地盤工人）</b> <b>Construction sites (manual workers only)</b>	<b>100 481</b>	<b>12 344</b>	<b>112 825</b>	<b>108 324</b>	<b>13 142</b>	<b>121 466</b>
	<b>公營地盤</b> <b>Public sector sites</b>	<b>45 412</b>	<b>3 333</b>	<b>48 745</b>	<b>50 198</b>	<b>3 612</b>	<b>53 810</b>
	樓宇建築地盤 Building sites	18 735	1 454	20 189	20 687	1 701	22 388
	土木工程地盤 Civil engineering sites	26 677	1 879	28 556	29 511	1 911	31 422
	<b>私營地盤</b> <b>Private sector sites</b>	<b>55 069</b>	<b>9 011</b>	<b>64 080</b>	<b>58 126</b>	<b>9 530</b>	<b>67 656</b>
	樓宇建築地盤 Building sites	54 234	8 942	63 176	57 269	9 495	66 764
	土木工程地盤 Civil engineering sites	835	69	904	857	35	892
<b>G</b>	<b>進出口貿易、批發及零售<sup>(1)</sup></b> <b>Import/export, wholesale and retail trades</b>	<b>388 737</b>	<b>420 040</b>	<b>808 777</b>	<b>390 685</b>	<b>415 812</b>	<b>806 497</b>
	<b>進出口貿易及批發</b> <b>Import/export trade and wholesale</b>	<b>283 415</b>	<b>257 566</b>	<b>540 981</b>	<b>286 364</b>	<b>253 002</b>	<b>539 366</b>
45	進出口貿易 Import and export trade	246 628	233 686	480 314	249 713	229 134	478 847
46	批發 Wholesale	36 787	23 880	60 667	36 651	23 868	60 519
	<b>零售<sup>(1)</sup></b> <b>Retail</b>	<b>105 322</b>	<b>162 474</b>	<b>267 796</b>	<b>104 321</b>	<b>162 810</b>	<b>267 131</b>
47	零售業 Retail trade	105 322	162 474	267 796	104 321	162 810	267 131
<b>H</b>	<b>運輸、倉庫、郵政及速遞服務<sup>(1)</sup></b> <b>Transportation, storage, postal and courier services</b>	<b>113 790</b>	<b>63 825</b>	<b>177 615</b>	<b>115 265</b>	<b>63 733</b>	<b>178 998</b>
49	陸路運輸 Land transport	38 252	6 908	45 160	38 268	6 818	45 086

**表 8 (續) 按行業主類／行業大類及性別劃分的就業人數（公務員除外）**  
**Table 8 (cont'd) Number of persons engaged (other than those in the civil service) analysed by industry section / industry division and sex**

香港標準 行業分類 2.0 版編碼 HSIC V2.0 code	行業主類／行業大類 Industry section / Industry division	就業人數 No. of persons engaged					
		2017年6月 June 2017			2017年9月 September 2017		
		男性 Male	女性 Female	總計 Total	男性 Male	女性 Female	總計 Total
50	水上運輸 Water transport	7 166	4 367	11 533	7 089	4 384	11 473
51	航空運輸 Air transport	10 425	16 822	27 247	10 579	17 632	28 211
52	貨倉及運輸輔助服務 Warehousing and support services for transportation	48 698	30 809	79 507	49 602	30 577	80 179
53	郵政及速遞服務 Postal and courier services	9 249	4 919	14 168	9 727	4 322	14 049
<b>I</b>	<b>住宿及膳食服務<sup>(1)</sup></b> <b>Accommodation and food services</b>	<b>128 066</b>	<b>153 468</b>	<b>281 534</b>	<b>130 896</b>	<b>152 469</b>	<b>283 365</b>
55	住宿服務 Accommodation services	20 129	18 843	38 972	20 538	18 714	39 252
56	餐飲服務 Food and beverage services	107 937	134 625	242 562	110 358	133 755	244 113
<b>J</b>	<b>資訊及通訊</b> <b>Information and communications</b>	<b>69 372</b>	<b>37 209</b>	<b>106 581</b>	<b>70 864</b>	<b>35 759</b>	<b>106 623</b>
58	出版 Publishing	10 144	8 689	18 833	10 057	8 674	18 731
59	電影、錄像及電視節目製作、錄音及音樂出版 Motion picture, video and television programme production, sound recording and music publishing	9 389	6 884	16 273	9 668	6 817	16 485
60	節目編製及廣播 Programming and broadcasting						
61	電訊 Telecommunications	12 942	7 529	20 471	12 740	7 433	20 173
62	資訊科技服務 Information technology services	32 868	11 469	44 337	34 486	9 964	44 450
63	資訊服務 Information services	4 029	2 638	6 667	3 913	2 871	6 784
<b>K</b>	<b>金融及保險<sup>(1)</sup></b> <b>Financing and insurance</b>	<b>108 131</b>	<b>115 549</b>	<b>223 680</b>	<b>108 707</b>	<b>116 256</b>	<b>224 963</b>
64	金融服務（保險及退休基金除外） Financial services (except insurance and pension funding)	66 644	70 011	136 655	66 394	70 897	137 291
65	保險 Insurance	6 573	10 132	16 705	6 845	10 225	17 070
66	金融保險輔助服務 Services auxiliary to financial and insurance services	34 914	35 406	70 320	35 468	35 134	70 602

**表 8 (續) 按行業主類／行業大類及性別劃分的就業人數（公務員除外）**  
**Table 8 (cont'd) Number of persons engaged (other than those in the civil service) analysed by industry section / industry division and sex**

香港標準 行業分類 2.0 版編碼 HSIC V2.0 code	行業主類／行業大類 Industry section / Industry division	就業人數 No. of persons engaged					
		2017年6月 June 2017			2017年9月 September 2017		
		男性 Male	女性 Female	總計 Total	男性 Male	女性 Female	總計 Total
<b>L</b>	<b>地產</b> <b>Real estate</b>	<b>78 540</b>	<b>51 915</b>	<b>130 455</b>	<b>78 673</b>	<b>52 727</b>	<b>131 400</b>
68	地產 Real estate	78 540	51 915	130 455	78 673	52 727	131 400
<b>M &amp; N</b>	<b>專業及商用服務<sup>(1)</sup></b> <b>Professional and business services</b>	<b>183 472</b>	<b>190 951</b>	<b>374 423</b>	<b>184 284</b>	<b>190 292</b>	<b>374 576</b>
<b>M</b>	<b>專業、科學及技術服務</b> <b>Professional, scientific and technical services</b>	<b>94 044</b>	<b>79 435</b>	<b>173 479</b>	<b>93 157</b>	<b>81 388</b>	<b>174 545</b>
69	法律及會計服務 Legal and accounting services	24 685	28 793	53 478	24 358	29 469	53 827
70	總辦事處；管理及管理顧問服務 Activities of head offices; management and management consultancy services	18 245	18 729	36 974	18 543	18 952	37 495
71	建築及工程服務、技術測試及分析 Architecture and engineering services, technical testing and analysis	28 242	13 616	41 858	27 602	14 309	41 911
72	科學研究及發展 Scientific research and development	1 871	863	2 734	1 450	1 324	2 774
74	廣告及市場研究 Advertising and market research	7 296	6 892	14 188	7 581	6 624	14 205
73	獸醫 Veterinary services	13 705	10 542	24 247	13 623	10 710	24 333
75	其他專業、科學及技術服務 Other professional, scientific and technical services						
<b>N</b>	<b>行政及支援服務<sup>(1)</sup></b> <b>Administrative and support services</b>	<b>89 428</b>	<b>111 516</b>	<b>200 944</b>	<b>91 127</b>	<b>108 904</b>	<b>200 031</b>
77	租賃服務 Rental and leasing services	2 133	1 208	3 341	2 200	1 192	3 392
78	就業服務 Employment services	7 856	10 495	18 351	7 195	11 196	18 391
79	旅行代理、代訂服務及相關服務 Travel agency, reservation service and related services	8 220	12 437	20 657	8 644	11 875	20 519
80	保安及偵查服務 Security and investigation services	32 614	19 326	51 940	33 395	18 197	51 592
81	建築物及園境護理服務 Services to buildings and landscape care	28 614	57 119	85 733	30 025	55 185	85 210
82	辦公室行政、辦公室支援及其他商業支援服務 Office administrative, office support and other business support services	9 991	10 931	20 922	9 668	11 259	20 927

**表 8 (續) 按行業主類／行業大類及性別劃分的就業人數（公務員除外）**  
**Table 8 (cont'd) Number of persons engaged (other than those in the civil service) analysed by industry section / industry division and sex**

香港標準 行業分類 2.0 版編碼 HSIC V2.0 code	行業主類／行業大類 Industry section / Industry division	就業人數 No. of persons engaged					
		2017年6月 June 2017			2017年9月 September 2017		
		男性 Male	女性 Female	總計 Total	男性 Male	女性 Female	總計 Total
<b>P - S</b>	<b>社會及個人服務<sup>(1)</sup></b> <b>Social and personal services</b>	<b>176 394</b>	<b>334 373</b>	<b>510 767</b>	<b>177 007</b>	<b>335 533</b>	<b>512 540</b>
<b>P</b>	<b>教育</b> <b>Education</b>	<b>70 366</b>	<b>128 407</b>	<b>198 773</b>	<b>71 759</b>	<b>126 927</b>	<b>198 686</b>
85	教育 Education	70 366	128 407	198 773	71 759	126 927	198 686
<b>Q</b>	<b>人類保健及社會工作服務<sup>(1)</sup></b> <b>Human health and social work services</b>	<b>47 136</b>	<b>140 305</b>	<b>187 441</b>	<b>47 457</b>	<b>141 593</b>	<b>189 050</b>
86	人類保健服務 Human health services	34 049	90 174	124 223	34 858	90 894	125 752
87	住宿護理服務 Residential care services	5 137	26 598	31 735	4 834	27 067	31 901
88	社會工作服務 Social work services	7 950	23 533	31 483	7 765	23 632	31 397
<b>R</b>	<b>藝術、娛樂及康樂活動<sup>(1)</sup></b> <b>Arts, entertainment and recreation</b>	<b>24 883</b>	<b>23 235</b>	<b>48 118</b>	<b>24 406</b>	<b>23 912</b>	<b>48 318</b>
90	創作及表演藝術活動 Creative and performing arts activities	2 508	2 155	4 663	2 362	2 393	4 755
91	圖書館、檔案保存、博物館及其他文化活動 Libraries, archives, museums and other cultural activities	256	352	608	232	396	628
92	遊樂園及主題樂園 Amusement parks and theme parks	3 172	2 660	5 832	3 555	2 938	6 493
93	體育及其他娛樂服務 Sports and other entertainment services	18 947	18 068	37 015	18 257	18 185	36 442
<b>S</b>	<b>其他服務<sup>(1)</sup></b> <b>Other services</b>	<b>34 009</b>	<b>42 426</b>	<b>76 435</b>	<b>33 385</b>	<b>43 101</b>	<b>76 486</b>
94	會員制組織活動 Activities of membership organisations	4 937	5 779	10 716	5 269	5 512	10 781
95	汽車、電單車、電腦、個人及家庭用品修理 Repair of motor vehicles, motorcycles, computers, personal and household goods	15 609	3 464	19 073	15 626	3 432	19 058
96	其他個人服務 Other personal services	13 463	33 183	46 646	12 490	34 157	46 647
<b>以上行業主類總計<sup>(1)</sup></b> <b>Total of industry sections above</b>		<b>1 413 756</b>	<b>1 417 688</b>	<b>2 831 444</b>	<b>1 430 945</b>	<b>1 412 825</b>	<b>2 843 770</b>

註釋：(1) 數字只涉及有關統計調查所包括的行業，詳情請參閱第 18 頁的「註釋」。

Note: Figures relate only to those industries covered. Please refer to the "Notes" on page 18 for details.

表 9 按行業主類及機構規模劃分的機構單位數目及就業人數（公務員除外）

Table 9 Number of establishments and persons engaged (other than those in the civil service) analysed by industry section and size of establishment

香港標準 行業分類 2.0 版編碼 HSIC V2.0 code		機構規模 (按就業人數劃分) Size of establishment (in terms of number of persons engaged)	2017年9月 September 2017			
			機構單位數目 No. of establishments	就業人數 No. of persons engaged		
行業主類 Industry section				男性 Male	女性 Female	總計 Total
<b>B</b>	採礦及採石	1 - 9	0	0	0	0
	<b>Mining and</b>	10 - 19	0	0	0	0
	<b>quarrying</b>	20 - 49	2	46	8	54
	<b>小計 Sub-total</b>		<b>2</b>	<b>46</b>	<b>8</b>	<b>54</b>
<b>C</b>	製造	1 - 9	8 155	15 582	7 378	22 960
	<b>Manufacturing</b>	10 - 19	697	5 194	3 891	9 085
		20 - 49	567	9 499	6 838	16 337
		50 - 99	127	5 115	3 888	9 003
		100 - 199	51	4 000	2 989	6 989
		200 - 499	41	7 035	6 009	13 044
		500 - 999	6	3 217	1 226	4 443
		≥ 1 000	4	7 793	2 382	10 175
	<b>小計 Sub-total</b>		<b>9 648</b>	<b>57 435</b>	<b>34 601</b>	<b>92 036</b>
<b>D &amp; E</b>	電力和燃氣供應及廢 棄物管理	1 - 9	321	597	210	807
	<b>Electricity and</b>	10 - 19	42	487	155	642
	<b>gas supply, and</b>	20 - 49	17	334	191	525
	<b>waste</b>	50 - 99	4	107	167	274
	<b>management</b>	100 - 199	6	640	191	831
		200 - 499	1	171	114	285
		500 - 999	0	0	0	0
	<b>小計 Sub-total</b>		<b>394</b>	<b>8 759</b>	<b>2 493</b>	<b>11 252</b>
<b>F</b>	建築地盤（只包括地 盤工人）	1 - 9	605	2 337	227	2 564
	<b>Construction</b>	10 - 19	223	2 662	269	2 931
	<b>sites (manual</b>	20 - 49	237	6 822	750	7 572
	<b>workers only)</b>	50 - 99	151	9 624	948	10 572
		100 - 199	104	12 696	1 357	14 053
		200 - 499	75	20 349	2 147	22 496
		500 - 999	41	24 919	3 304	28 223
	<b>小計 Sub-total</b>		<b>1 456</b>	<b>108 324</b>	<b>13 142</b>	<b>121 466</b>
<b>G</b>	進出口貿易、批發及 零售 <sup>(1)</sup>	1 - 9	161 346	219 609	210 729	430 338
	<b>Import/export,</b>	10 - 19	10 850	66 109	74 083	140 192
	<b>wholesale and</b>	20 - 49	4 146	52 826	65 451	118 277
	<b>retail trades</b>	50 - 99	571	17 738	22 170	39 908
		100 - 199	260	14 936	20 395	35 331
		200 - 499	99	12 625	16 341	28 966
		500 - 999	15	4 816	5 339	10 155
	<b>小計 Sub-total</b>		<b>177 290</b>	<b>390 685</b>	<b>415 812</b>	<b>806 497</b>

表 9 (續) 按行業主類及機構規模劃分的機構單位數目及就業人數 (公務員除外)  
 Table 9 (cont'd) Number of establishments and persons engaged (other than those in the civil service) analysed by industry section and size of establishment

香港標準 行業分類 2.0 版編碼 HSIC V2.0 code		機構規模 (按就業人數劃分) Size of establishment (in terms of number of persons engaged)	2017年9月 September 2017			
			機構單位數目 No. of establishments	就業人數 No. of persons engaged		
行業主類 Industry section				男性 Male	女性 Female	總計 Total
	<b>進出口貿易及批發</b>	1 - 9	103 143	156 979	118 943	275 922
	<b>Import/export trade</b>	10 - 19	7 415	49 085	47 045	96 130
	<b>and wholesale</b>	20 - 49	3 017	41 238	45 329	86 567
		50 - 99	411	13 637	14 931	28 568
		100 - 199	174	11 255	12 594	23 849
		200 - 499	62	8 978	9 425	18 403
		500 - 999	11	3 527	4 125	7 652
		≥ 1 000	2	1 665	610	2 275
		<b>小計 Sub-total</b>	<b>114 235</b>	<b>286 364</b>	<b>253 002</b>	<b>539 366</b>
	<b>零售 <sup>(1)</sup></b>	1 - 9	58 203	62 630	91 786	154 416
	<b>Retail</b>	10 - 19	3 435	17 024	27 038	44 062
		20 - 49	1 129	11 588	20 122	31 710
		50 - 99	160	4 101	7 239	11 340
		100 - 199	86	3 681	7 801	11 482
		200 - 499	37	3 647	6 916	10 563
		500 - 999	4	1 289	1 214	2 503
		≥ 1 000	1	361	694	1 055
		<b>小計 Sub-total</b>	<b>63 055</b>	<b>104 321</b>	<b>162 810</b>	<b>267 131</b>
<b>H</b>	<b>運輸、倉庫、郵政及 速遞服務 <sup>(1)</sup></b>	1 - 9	7 592	14 142	8 171	22 313
	<b>Transportation,</b>	10 - 19	1 012	8 419	4 686	13 105
	<b>storage, postal</b>	20 - 49	798	14 913	10 298	25 211
	<b>and courier</b>	50 - 99	147	6 410	3 832	10 242
	<b>services</b>	100 - 199	96	7 391	5 803	13 194
		200 - 499	50	9 692	4 510	14 202
		500 - 999	15	7 439	3 627	11 066
		≥ 1 000	13	46 859	22 806	69 665
		<b>小計 Sub-total</b>	<b>9 723</b>	<b>115 265</b>	<b>63 733</b>	<b>178 998</b>
<b>I</b>	<b>住宿及膳食服務 <sup>(1)</sup></b>	1 - 9	10 672	22 200	26 552	48 752
	<b>Accommodation</b>	10 - 19	3 688	23 020	26 855	49 875
	<b>and food services</b>	20 - 49	2 447	33 521	39 639	73 160
		50 - 99	1 016	31 704	40 022	71 726
		100 - 199	110	6 434	7 989	14 423
		200 - 499	42	7 508	6 530	14 038
		500 - 999	17	6 509	4 882	11 391
		<b>小計 Sub-total</b>	<b>17 992</b>	<b>130 896</b>	<b>152 469</b>	<b>283 365</b>
<b>J</b>	<b>資訊及通訊</b>	1 - 9	12 698	19 545	7 957	27 502
	<b>Information and</b>	10 - 19	652	5 420	2 691	8 111
	<b>communications</b>	20 - 49	391	7 616	4 479	12 095
		50 - 99	114	5 078	3 131	8 209
		100 - 199	58	4 720	2 994	7 714
		200 - 499	40	7 992	4 749	12 741
		500 - 999	10	4 455	2 325	6 780
		≥ 1 000	10	16 038	7 433	23 471
		<b>小計 Sub-total</b>	<b>13 973</b>	<b>70 864</b>	<b>35 759</b>	<b>106 623</b>

表 9 (續) 按行業主類及機構規模劃分的機構單位數目及就業人數 (公務員除外)  
Table 9 (cont'd) Number of establishments and persons engaged (other than those in the civil service) analysed by industry section and size of establishment

香港標準 行業分類 2.0 版編碼 HSIC 行業主類 V2.0 code Industry section		機構規模 (按就業人數劃分) Size of establishment (in terms of number of persons engaged)	2017年9月 September 2017			
			機構單位數目 No. of establishments	就業人數 No. of persons engaged		
				男性 Male	女性 Female	總計 Total
K	金融及保險 <sup>(1)</sup> Financing and insurance	1 - 9	22 730	23 019	23 142	46 161
		10 - 19	1 591	9 710	11 196	20 906
		20 - 49	702	9 025	10 606	19 631
		50 - 99	204	7 095	7 164	14 259
		100 - 199	123	8 177	8 826	17 003
		200 - 499	86	13 224	13 172	26 396
		500 - 999	35	11 639	13 128	24 767
		≥ 1 000	24	26 818	29 022	55 840
		小計 Sub-total	<b>25 495</b>	<b>108 707</b>	<b>116 256</b>	<b>224 963</b>
L	地產 Real estate	1 - 9	14 880	18 024	14 639	32 663
		10 - 19	893	7 538	3 814	11 352
		20 - 49	272	4 149	2 926	7 075
		50 - 99	122	5 274	3 416	8 690
		100 - 199	73	6 211	3 587	9 798
		200 - 499	44	8 504	4 931	13 435
		500 - 999	11	4 299	3 100	7 399
		≥ 1 000	18	24 674	16 314	40 988
		小計 Sub-total	<b>16 313</b>	<b>78 673</b>	<b>52 727</b>	<b>131 400</b>
M & N	專業及商用服務 <sup>(1)</sup> Professional and business services	1 - 9	43 238	50 220	45 185	95 405
		10 - 19	2 164	13 150	14 441	27 591
		20 - 49	1 178	17 554	18 251	35 805
		50 - 99	300	10 035	11 029	21 064
		100 - 199	191	12 320	13 738	26 058
		200 - 499	113	19 287	17 348	36 635
		500 - 999	39	11 978	14 925	26 903
		≥ 1 000	45	49 740	55 375	105 115
		小計 Sub-total	<b>47 268</b>	<b>184 284</b>	<b>190 292</b>	<b>374 576</b>
P - S	社會及個人服務 <sup>(1)</sup> Social and personal services	1 - 9	43 380	43 789	66 435	110 224
		10 - 19	3 525	12 256	34 824	47 080
		20 - 49	2 394	16 971	51 181	68 152
		50 - 99	1 025	24 262	50 498	74 760
		100 - 199	209	9 550	17 522	27 072
		200 - 499	57	7 207	9 258	16 465
		500 - 999	10	2 358	4 583	6 941
		≥ 1 000	20	60 614	101 232	161 846
		小計 Sub-total	<b>50 620</b>	<b>177 007</b>	<b>335 533</b>	<b>512 540</b>
以上行業主類總計 <sup>(1)</sup> Total of industry sections above	1 - 9	325 617	429 064	410 625	839 689	
	10 - 19	25 337	153 965	176 905	330 870	
	20 - 49	13 151	173 276	210 618	383 894	
	50 - 99	3 781	122 442	146 265	268 707	
	100 - 199	1 281	87 075	85 391	172 466	
	200 - 499	648	113 594	85 109	198 703	
	500 - 999	199	81 629	56 439	138 068	
	≥ 1 000	160	269 900	241 473	511 373	
	總計 Total	<b>370 174</b>	<b>1 430 945</b>	<b>1 412 825</b>	<b>2 843 770</b>	

註釋：(1) 數字只涉及有關統計調查所包括的行業，詳情請參閱第18頁的「註釋」。

Note: Figures relate only to those industries covered. Please refer to the "Notes" on page 18 for details.

**表 10 按行業主類及主要職業組別劃分的職位空缺數目（公務員除外）**  
**Table 10 Number of vacancies (other than those in the civil service)**  
**analysed by industry section and major occupation group**

香港標準 行業分類 2.0 版編碼 HSIC 行業主類 V2.0 code Industry section		主要職業組別 Major occupation group							
		經理及行政級人員 Managers and administrators		專業人員 Professionals		輔助專業人員 Associate professionals		文書支援人員 Clerical support workers	
		2017 6月 Jun	2017 9月 Sep	2017 6月 Jun	2017 9月 Sep	2017 6月 Jun	2017 9月 Sep	2017 6月 Jun	2017 9月 Sep
B	採礦及採石 Mining and quarrying	***	***	***	***	***	***	***	***
C	製造 Manufacturing	16	13	75	63	204	206	152	155
D & E	電力和燃氣供應及廢棄物管理 Electricity and gas supply, and waste management	***	***	***	***	***	***	***	***
F	建築地盤（只包括地盤工人） Construction sites (manual workers only)	-	-	-	-	-	-	-	-
G	進出口貿易、批發及零售 <sup>(1)</sup> Import/export, wholesale and retail trades	722	568	839	707	3 154	2 640	1 531	2 211
	進出口貿易及批發 Import/export trade and wholesale	533	394	780	557	2 782	2 194	1 270	1 474
	零售 <sup>(1)</sup> Retail	189	174	59	150	372	446	261	737
H	運輸、倉庫、郵政及速遞服務 <sup>(1)</sup> Transportation, storage, postal and courier services	117	81	143	147	613	466	793	751
I	住宿及膳食服務 <sup>(1)</sup> Accommodation and food services	90	151	21	8	173	177	419	289
J	資訊及通訊 Information and communications	256	282	1 364	1 428	751	685	191	172
K	金融及保險 <sup>(1)</sup> Financing and insurance	1 081	1 001	850	920	2 870	2 810	832	613
L	地產 Real estate	172	224	136	158	1 191	1 147	389	322
M & N	專業及商用服務 <sup>(1)</sup> Professional and business services	384	367	1 331	1 222	2 078	1 645	842	780
P - S	社會及個人服務 <sup>(1)</sup> Social and personal services	292	286	1 321	1 632	3 127	4 165	1 751	2 171
<b>以上行業主類總計<sup>(1)</sup></b> <b>Total of industry sections above</b>		<b>3 144</b>	<b>2 984</b>	<b>6 081</b>	<b>6 286</b>	<b>14 193</b>	<b>13 963</b>	<b>6 913</b>	<b>7 467</b>



表 10 (續) 按行業主類及主要職業組別劃分的職位空缺數目 (公務員除外)  
Table 10 (cont'd) Number of vacancies (other than those in the civil service)  
analysed by industry section and major occupation group

香港標準 行業分類 2.0 版編碼 HSIC V2.0 code	行業主類 Industry section	主要職業組別 Major occupation group									
		服務工作及銷售 人員 Service and sales workers		工藝及有關人員 Craft and related workers		機台及機器操 作員及裝配員 Plant and machine operators and assemblers		非技術工人 Elementary occupations		總計 Total	
		2017 6月 Jun	2017 9月 Sep	2017 6月 Jun	2017 9月 Sep	2017 6月 Jun	2017 9月 Sep	2017 6月 Jun	2017 9月 Sep	2017 6月 Jun	2017 9月 Sep
B	採礦及採石 Mining and quarrying	***	***	***	***	***	***	***	***	***	***
C	製造 Manufacturing	222	276	645	698	285	308	689	519	2 288	2 238
D & E	電力和燃氣供應及廢棄物管理 Electricity and gas supply, and waste management	***	***	***	***	***	***	***	***	***	***
F	建築地盤 (只包括地盤工人) Construction sites (manual workers only)	-	-	416	352	890	165	202	314	1 508	831
G	進出口貿易、批發及零售 <sup>(1)</sup> Import/export, wholesale and retail trades	6 159	7 111	390	526	335	414	1 274	1 567	14 404	15 744
	進出口貿易及批發 Import/export trade and wholesale	651	1 460	204	255	300	354	802	926	7 322	7 614
	零售 <sup>(1)</sup> Retail	5 508	5 651	186	271	35	60	472	641	7 082	8 130
H	運輸、倉庫、郵政及速遞服務 <sup>(1)</sup> Transportation, storage, postal and courier services	192	489	241	93	500	603	961	968	3 560	3 598
I	住宿及膳食服務 <sup>(1)</sup> Accommodation and food services	10 182	9 591	342	378	5	25	1 984	2 008	13 216	12 627
J	資訊及通訊 Information and communications	123	118	9	54	11	2	5	9	2 710	2 750
K	金融及保險 <sup>(1)</sup> Financing and insurance	29	35	0	1	7	2	75	125	5 744	5 507
L	地產 Real estate	172	66	121	255	25	23	2 004	1 946	4 210	4 141
M & N	專業及商用服務 <sup>(1)</sup> Professional and business services	226	281	122	182	100	203	3 506	3 909	8 589	8 589
P - S	社會及個人服務 <sup>(1)</sup> Social and personal services	3 803	3 809	479	409	73	70	2 286	2 373	13 132	14 915
以上行業主類總計 <sup>(1)</sup> Total of industry sections above		21 108	21 779	2 809	2 973	2 256	1 852	13 088	13 845	69 592	71 149

註釋：(1) 數字只涉及有關統計調查所包括的行業，詳情請參閱第18頁的「註釋」。

Note : Figures relate only to those industries covered. Please refer to the "Notes" on page 18 for details.

**表 11 選定行業主類內經季節性調整及未經調整的就業人數（公務員除外）按3個月的變動百分率**  
**Table 11 Percentage change over 3-month period of the seasonally adjusted and seasonally unadjusted statistics of persons engaged (other than those in the civil service) in selected industry sections**

香港標準 行業分類 2.0 版編碼 HSIC 選定行業主類 V2.0 code Selected industry section		按3個月的變動百分率(%) Percentage change over 3-month period (%)				
		2016 9月 Sep	2016 12月 Dec	2017 3月 Mar	2017 6月 Jun	2017 9月 Sep
<b>所有行業主類<sup>(1)</sup></b> <b>All industry sections covered</b>	<b>經季節性調整</b> <b>Seasonally adjusted</b>	<b>+0.3</b>	<b>+0.2</b>	<b>+0.3</b>	<b>+0.1</b>	<b>+0.4</b>
	<b>未經季節性調整</b> <b>Seasonally unadjusted</b>	<b>+0.2</b>	<b>+0.5</b>	<b>+0.2</b>	<b>-0.2</b>	<b>+0.4</b>
C	製造 Manufacturing					
	經季節性調整 Seasonally adjusted	-1.0	-0.6	-0.4	-0.9	-1.5
	未經季節性調整 Seasonally unadjusted	-0.9	-0.4	-0.3	-1.2	-1.5
D & E	電力和燃氣供應及廢棄物管理 Electricity and gas supply, and waste management					
	經季節性調整 Seasonally adjusted	+1.0	+0.6	+0.9	+1.3	-1.6
	未經季節性調整 Seasonally unadjusted	+2.0	+0.6	-0.3	+1.4	-0.6
F	建築地盤（只包括地盤工人） Construction sites (manual workers only)					
	經季節性調整 Seasonally adjusted	+1.3	+3.1	+3.4	-1.3	+7.1
	未經季節性調整 Seasonally unadjusted	+1.5	+4.2	+4.7	-4.1	+7.7
G	進出口貿易、批發及零售 <sup>(1)</sup> Import/export, wholesale and retail trades					
	經季節性調整 Seasonally adjusted	+§	-0.2	+0.1	+§	-0.2
	未經季節性調整 Seasonally unadjusted	-0.1	+0.1	-0.1	+0.1	-0.3
I	住宿及膳食服務 <sup>(1)</sup> Accommodation and food services					
	經季節性調整 Seasonally adjusted	+0.4	-0.2	-0.2	+0.2	+0.6
	未經季節性調整 Seasonally unadjusted	+0.4	+0.3	-0.7	+0.2	+0.7
K - N	金融及保險、地產以及專業及 商用服務 <sup>(1)</sup> Financing and insurance, real estate, and professional and business services					
	經季節性調整 Seasonally adjusted	+0.4	+0.4	+0.5	+0.2	+0.4
	未經季節性調整 Seasonally unadjusted	+0.4	+0.6	+0.4	+§	+0.3
P - S	社會及個人服務 <sup>(1)</sup> Social and personal services					
	經季節性調整 Seasonally adjusted	+0.6	+0.1	+0.3	+0.5	+0.5
	未經季節性調整 Seasonally unadjusted	+0.4	+0.5	+0.5	+0.1	+0.3

註釋：經季節性調整的數列會因應最新數據的趨勢而定期調整。由於部分行業主類沒有明顯的季節性模式，所以並沒有編製有關的數字。  
 Notes: The seasonally adjusted data series are subject to routine revision when more up-to-date figures become available. Seasonally adjusted data series are not compiled for some industry sections as no clear seasonal patterns are found in these sections.

(1) 數字只涉及有關統計調查所包括的行業，詳情請參閱第18頁的「註釋」。  
 Figures relate only to those industries covered. Please refer to the “Notes” on page 18 for details.

§ 少於0.05%。  
 Less than 0.05%.

表 12 選定行業主類內經季節性調整及未經調整的職位空缺數目（公務員除外）按3個月的變動百分率

Table 12 Percentage change over 3-month period of the seasonally adjusted and seasonally unadjusted statistics of vacancies (other than those in the civil service) in selected industry sections

香港標準 行業分類 2.0 版編碼 HSIC 選定行業主類 V2.0 code Selected industry section		按3個月的變動百分率(%) Percentage change over 3-month period (%)				
		2016 9月 Sep	2016 12月 Dec	2017 3月 Mar	2017 6月 Jun	2017 9月 Sep
<b>所有行業主類<sup>(1)</sup></b> <b>All industry sections covered</b>						
	經季節性調整 Seasonally adjusted	+3.4	+0.7	-0.6	-1.3	+3.8
	未經季節性調整 Seasonally unadjusted	+1.7	-3.2	+4.9	-1.2	+2.2
H	運輸、倉庫、郵政及速遞服務 <sup>(1)</sup> Transportation, storage, postal and courier services					
	經季節性調整 Seasonally adjusted	+7.3	+2.1	-0.3	-0.2	+9.9
	未經季節性調整 Seasonally unadjusted	-2.4	-5.2	+18.5	-1.2	+1.1
K - N	金融及保險、地產以及專業及 商用服務 <sup>(1)</sup> Financing and insurance, real estate, and professional and business services					
	經季節性調整 Seasonally adjusted	-0.2	+0.5	+2.5	+0.4	-0.2
	未經季節性調整 Seasonally unadjusted	-1.9	-3.4	+9.1	-0.4	-1.7

註釋：經季節性調整的數列會因應最新數據的趨勢而定期調整。由於部分行業主類沒有明顯的季節性模式，所以並沒有編製有關的數字。  
Notes: The seasonally adjusted data series are subject to routine revision when more up-to-date figures become available. Seasonally adjusted data series are not compiled for some industry sections as no clear seasonal patterns are found in these sections.

- (1) 數字只涉及有關統計調查所包括的行業，詳情請參閱第18頁的「註釋」。  
Figures relate only to those industries covered. Please refer to the “Notes” on page 18 for details.

圖 1 選定行業主類的就業人數  
Chart 1 Employment in selected industry sections

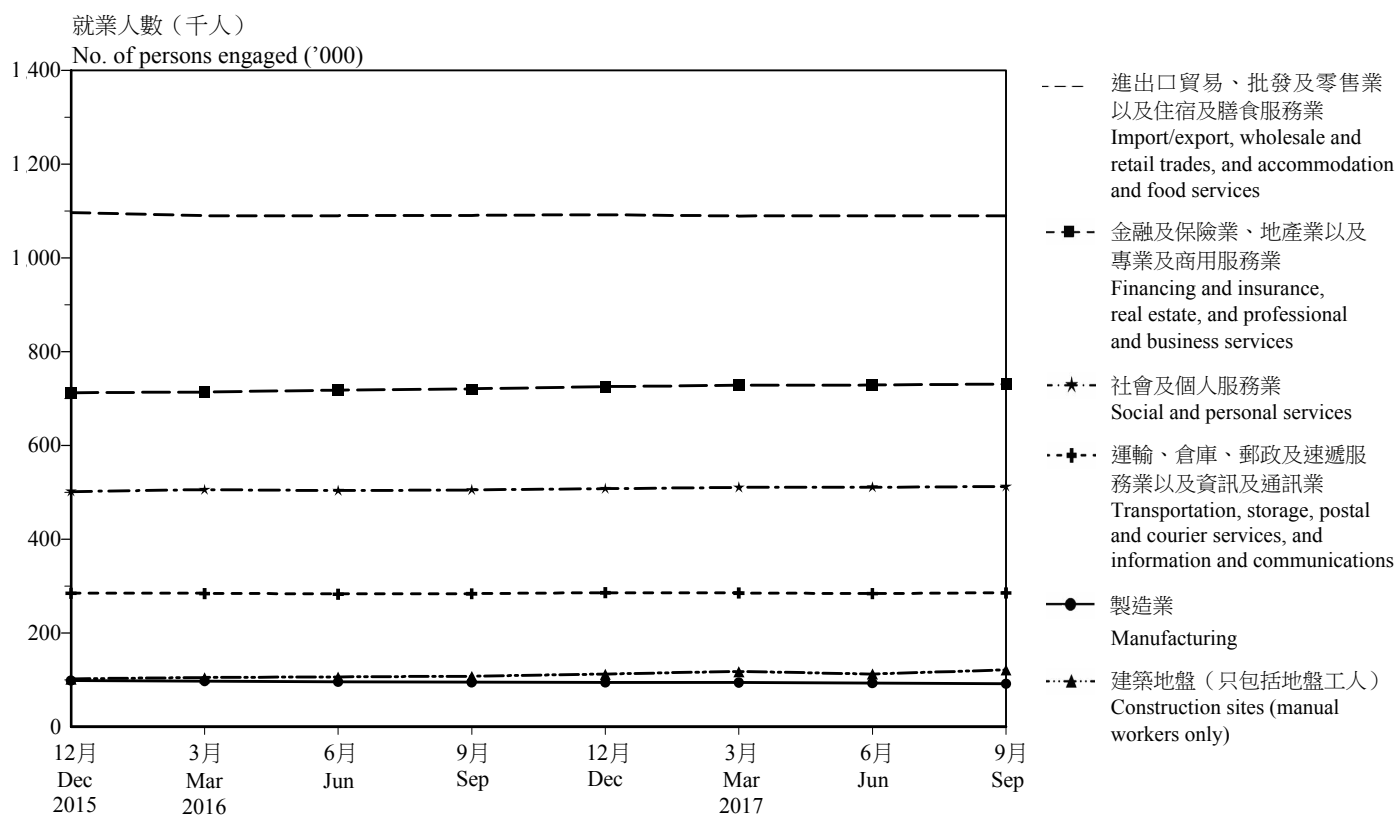


圖 2 選定行業主類的職位空缺數目  
Chart 2 Number of vacancies in selected industry sections

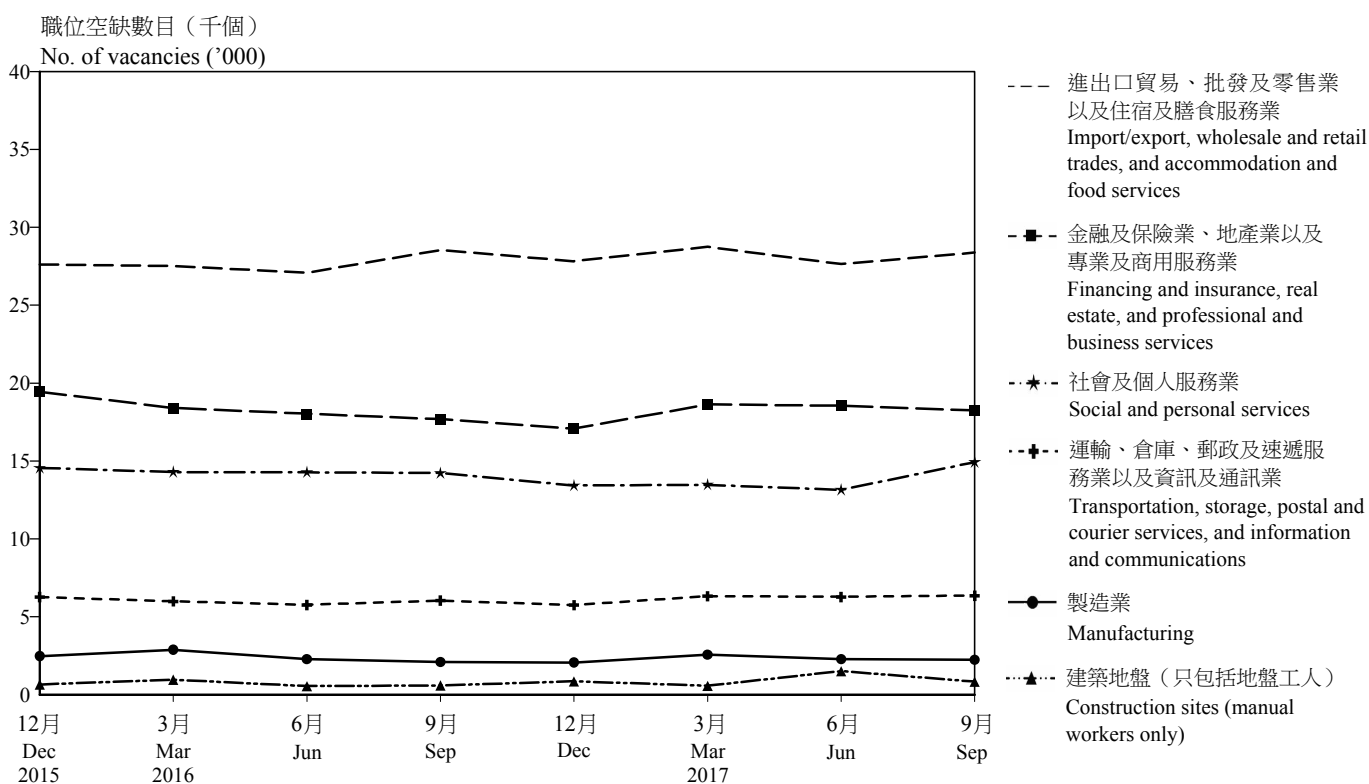


圖 3 製造業的就業人數  
Chart 3 Employment in manufacturing

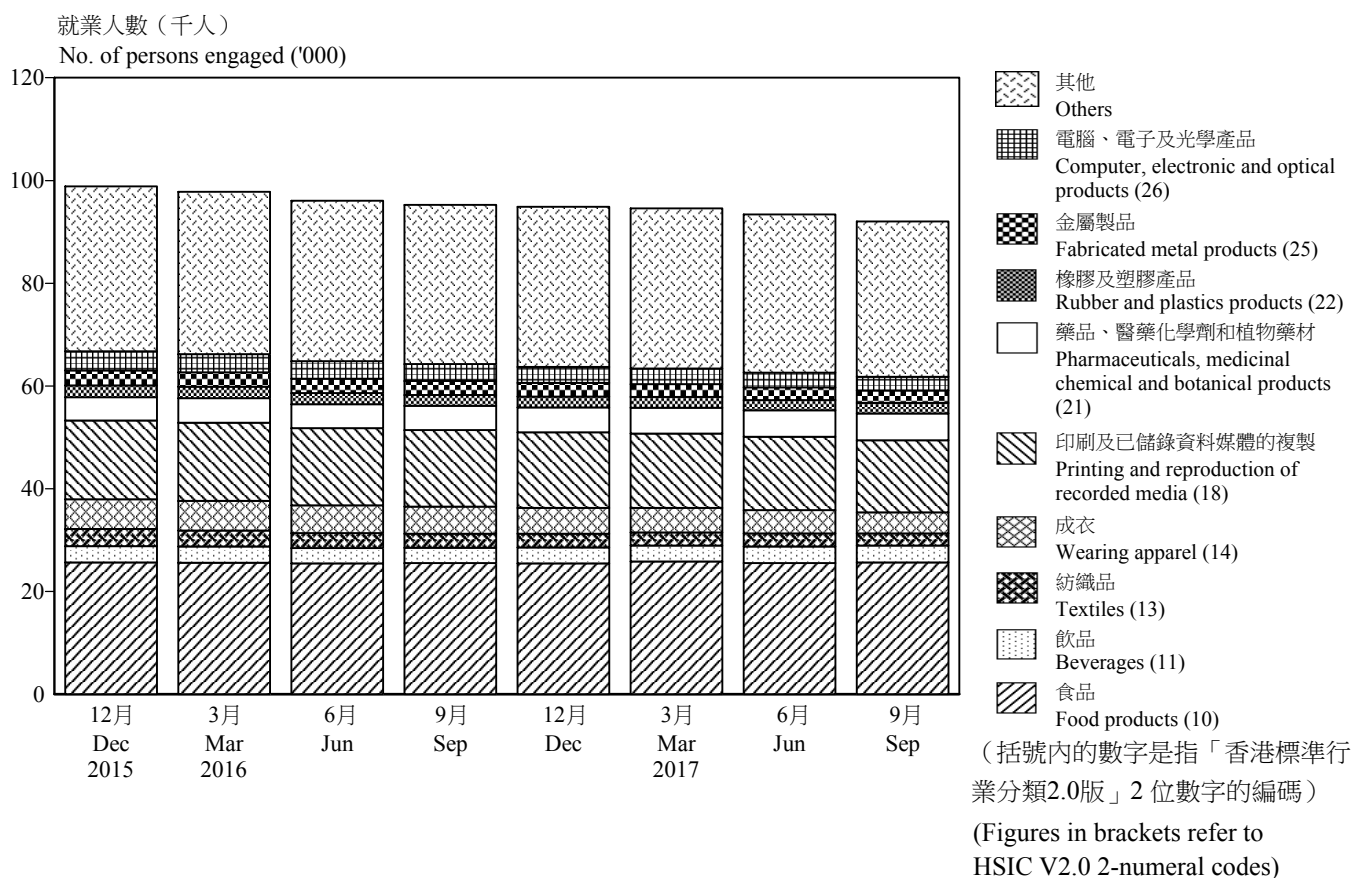


圖 4 建築地盤的工人人數  
Chart 4 Number of manual workers engaged at construction sites

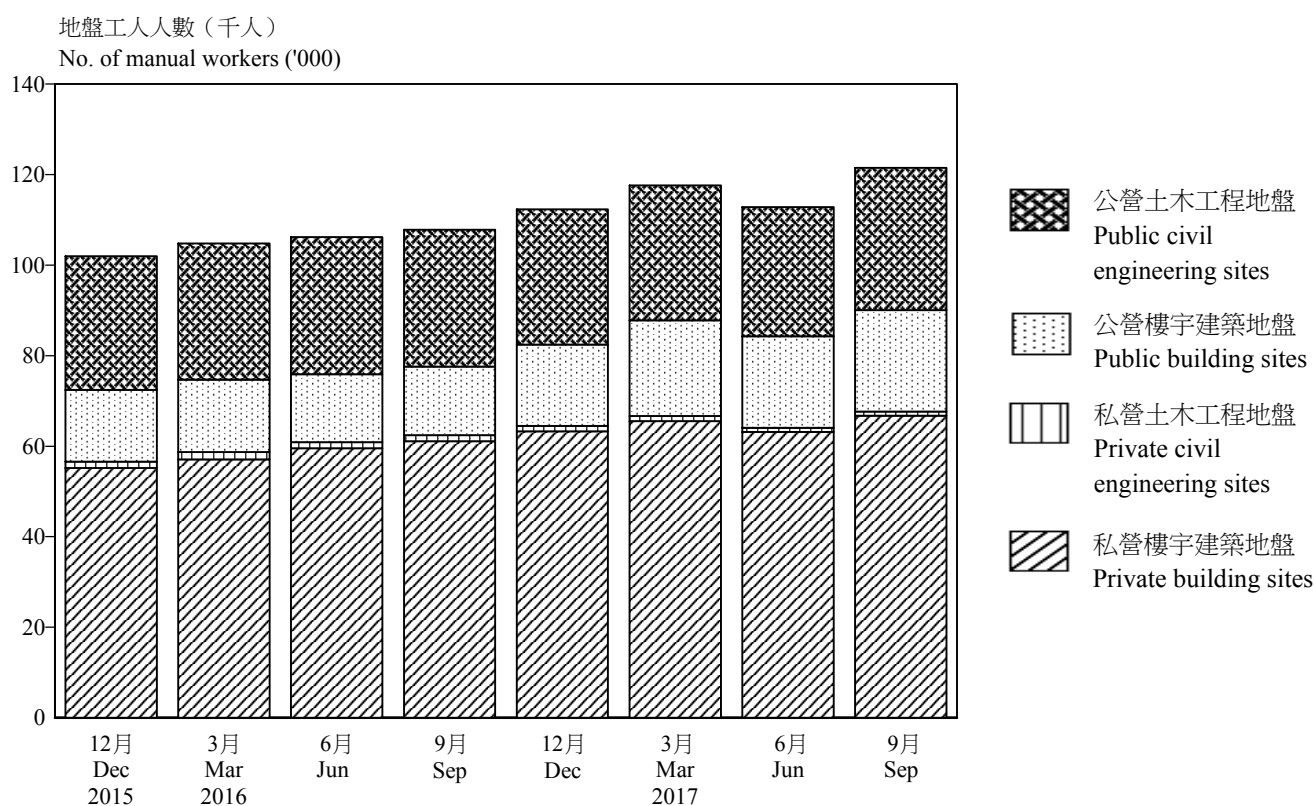


圖 5 進出口貿易、批發及零售業以及住宿及膳食服務業的就業人數  
 Chart 5 Employment in import/export, wholesale and retail trades, and accommodation and food services

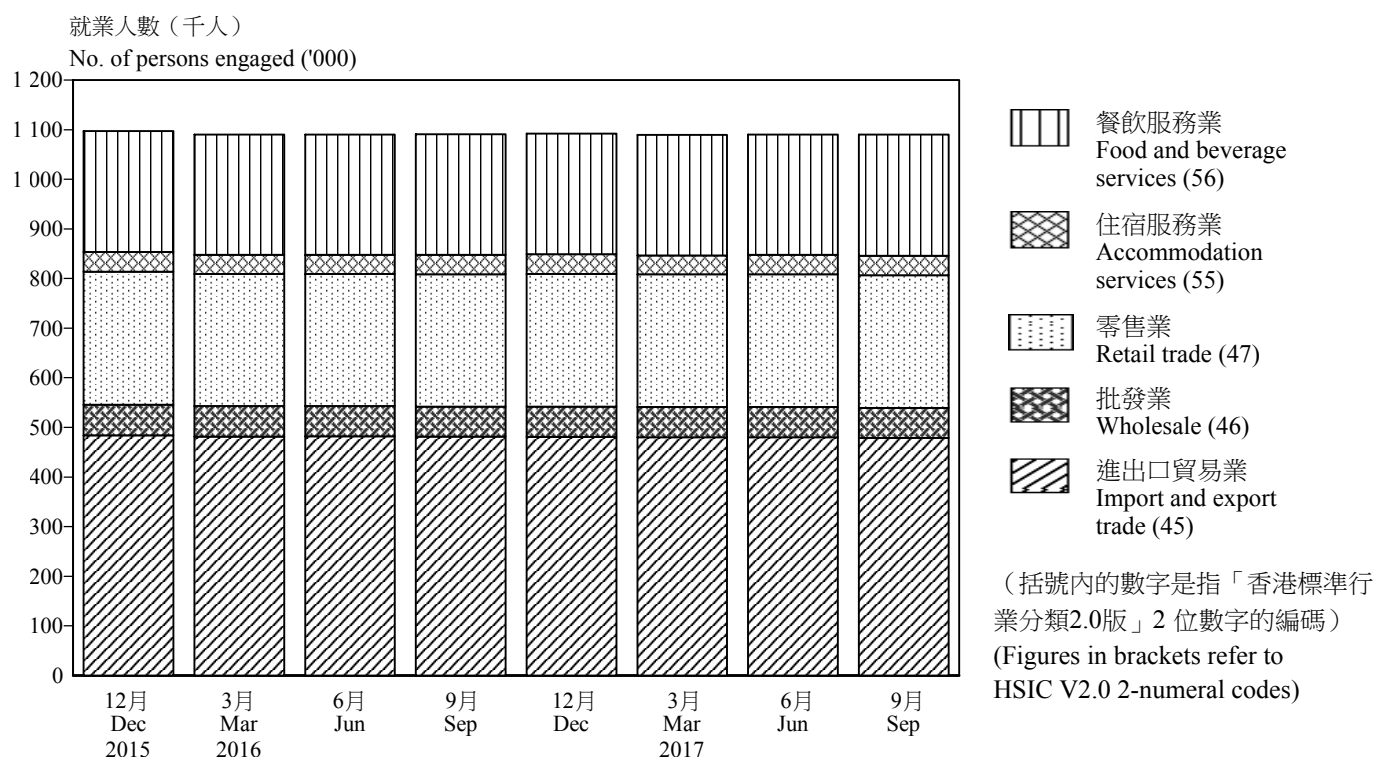


圖 6 金融及保險業、地產業以及專業及商用服務業的就業人數  
 Chart 6 Employment in financing and insurance, real estate, and professional and business services

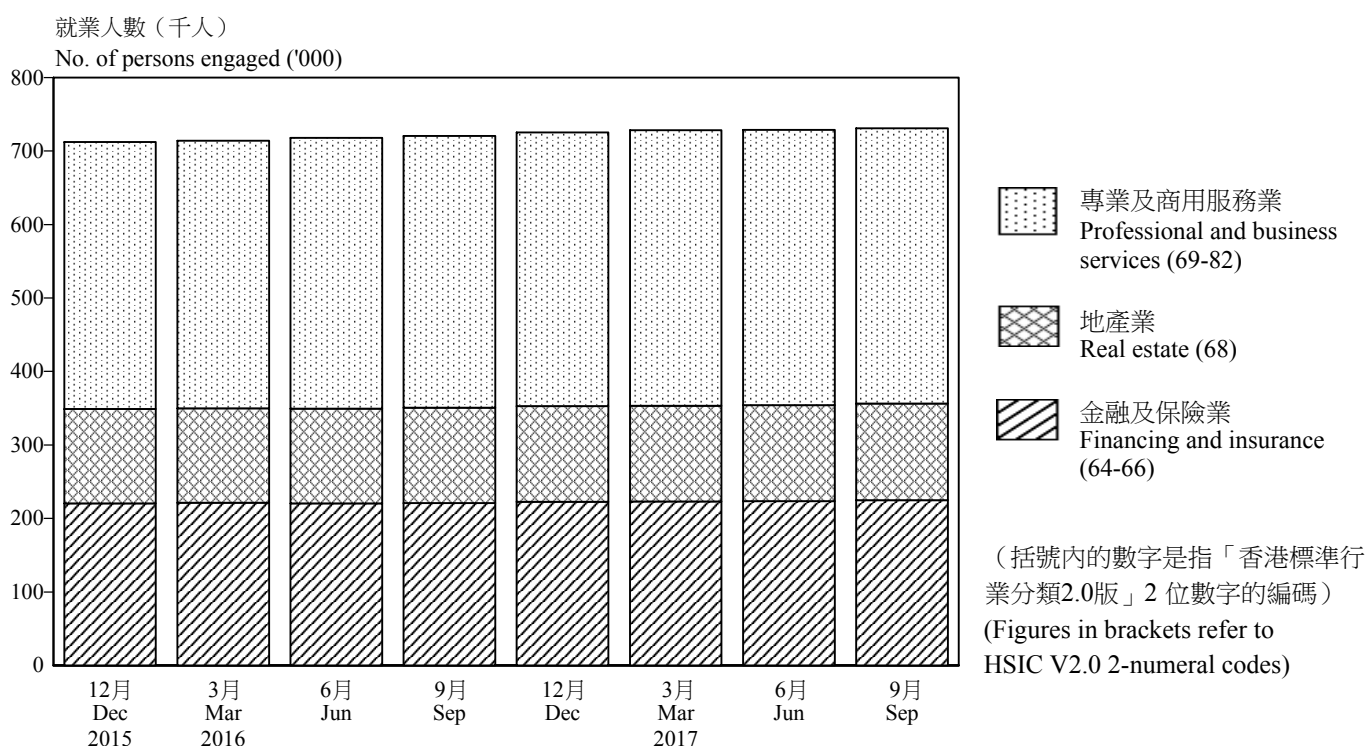


圖 7 經季節性調整及未經調整的就業人數數列（公務員除外）  
 Chart 7 Seasonally adjusted and seasonally unadjusted series of persons engaged (other than those in the civil service)

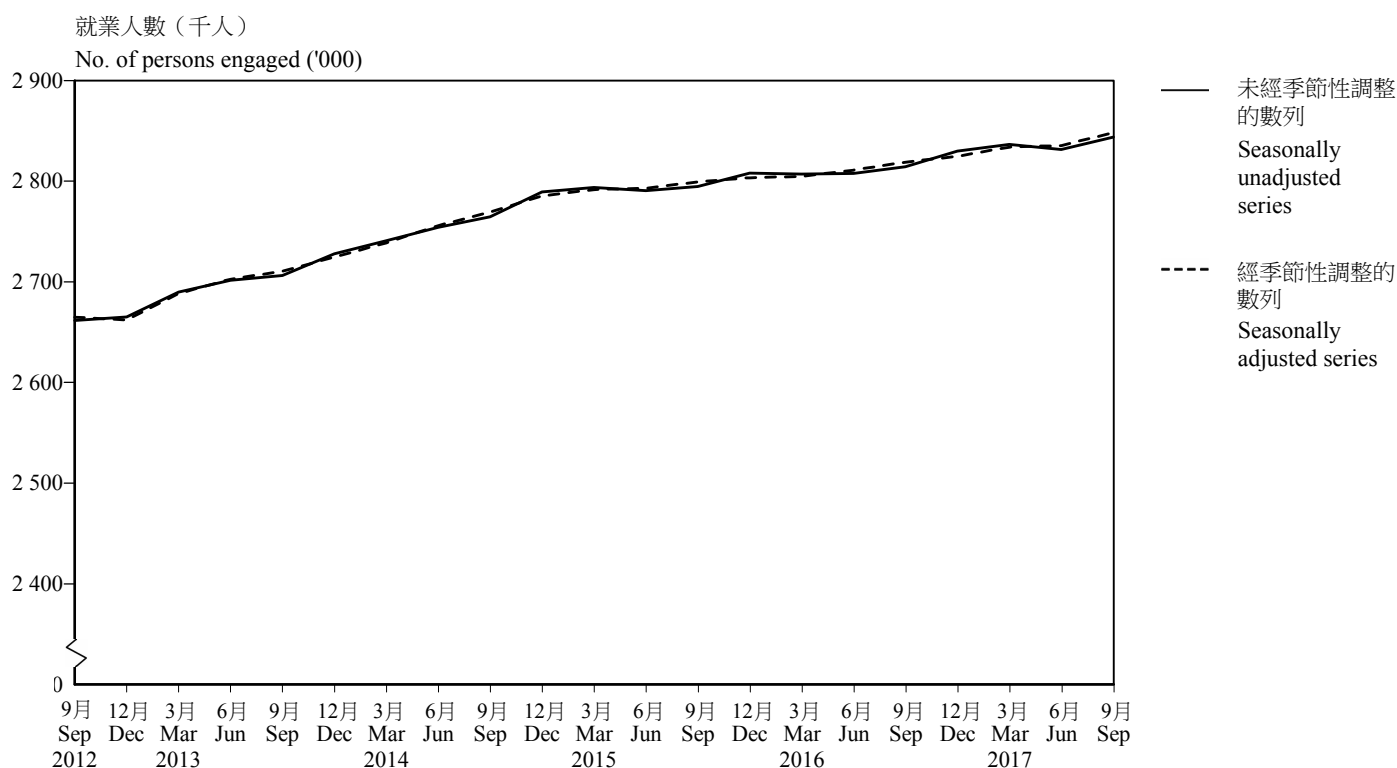
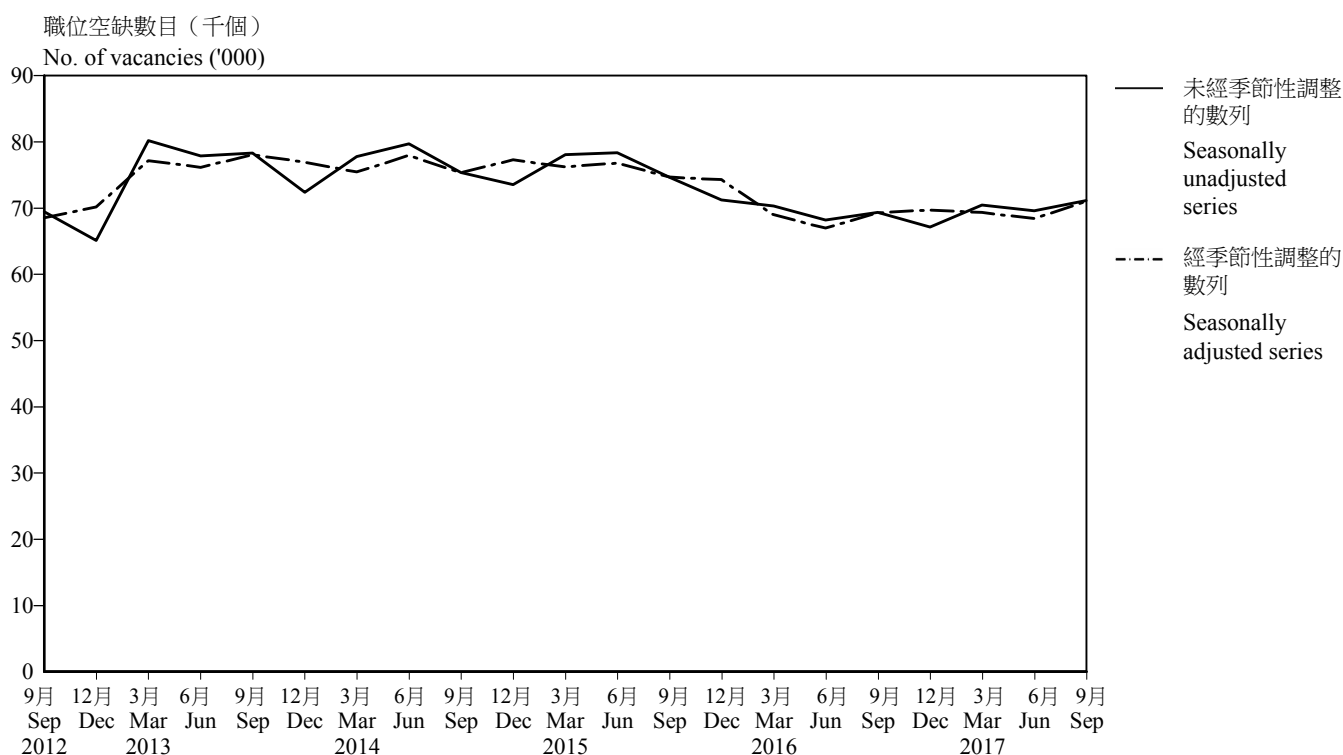


圖 8 經季節性調整及未經調整的職位空缺數列（公務員除外）  
 Chart 8 Seasonally adjusted and seasonally unadjusted series of vacancies (other than those in the civil service)



## IV. 統計方法

### 資料來源

4.1 本報告所發表有關公營及私營機構的就業人數及職位空缺統計數字，以及職位空缺所屬職業組別的資料，主要是經由「僱傭及職位空缺按季統計調查」搜集的資料而編製。此外，亦就特定行業類別進行兩個統計數字搜集項目，以搜集更多有關就業及空缺的資料，包括「建築地盤就業人數按季統計調查」以及有關公務員人數及職位空缺的行政報表。

4.2 「建築地盤就業人數按季統計調查」包括：

- (i) 所有在屋宇署註冊的私營地盤；
- (ii) 建築署、土木工程拓展署、渠務署、機電工程署、路政署、水務署、環境保護署及房屋署轄下的所有公營地盤；及
- (iii) 機場管理局及香港鐵路有限公司轄下的所有地盤。

4.3 然而，新界小型屋宇建造工程及現有建築物的小規模改建、修葺、保養和室內裝修等工程則不包括在內。保養或修葺的定期合約亦不包括在內。

### 抽樣設計

4.4 「僱傭及職位空缺按季統計調查」的抽樣框是以政府統計處備存詳盡的機構單位記錄庫為基礎，並主要根據稅務局商業登記署的資料更新。抽樣框先以行業組別分層，然後在每個行業組別分層內，再以就業人數分層。每個分層所抽取的樣本數目是按所需的精確程度而決定。新近開業的機構單位的補充資料亦同時包括在內。

## IV. Statistical Methodology

### Data source

4.1 Statistics on the number of persons engaged and number of vacancies in both the public and private sectors, as well as information on broad levels of occupation of job vacancies in the private sector, published in this report are compiled based on the data collected mainly through the SEV. Other than the SEV, two industry-specific enquiries are also conducted to augment the employment and vacancies statistics. They are the Site Survey and also the administrative return on number of civil servants and civil service vacancies.

4.2 The Site Survey covers:

- (i) All private sector sites registered with the Buildings Department;
- (ii) All public sector sites under the charge of the Architectural Services Department, Civil Engineering and Development Department, Drainage Services Department, Electrical and Mechanical Services Department, Highways Department, Water Supplies Department, Environmental Protection Department and Housing Department; and
- (iii) Sites under the control of the Airport Authority and the MTR Corporation Limited.

4.3 Construction projects for small houses in the New Territories, and minor alterations, repairs, maintenance and interior decoration of existing buildings are, however, not included. Term maintenance contracts and term contracts for maintenance work or repair are also not included.

### Sample design

4.4 The sampling frame for the SEV is based on a comprehensive register of establishments maintained by the C&SD and updated primarily with reference to records of the Business Registration Office of the Inland Revenue Department. The sampling frame is stratified by industry group and, within each industry group, by employment size. The sample size for each stratum is determined according to a desired level of precision. Supplementary information to cover newly opened establishments is included.



4.5 在2005年12月或之前，「僱傭及職位空缺按季統計調查」將其涵蓋範圍內的所有機構單位分成四個經濟組別：服務業；批發、零售、飲食及酒店業；工業；以及進口與出口貿易業。每季的「僱傭及職位空缺按季統計調查」樣本包括其中一個組別的「加大」樣本及其他三個組別的「標準」樣本。標準樣本的規模足以提供準確的統計數字在本報告發表。在另一方面，加大樣本可用以編製比較詳細的統計數字以便在《就業及空缺統計（詳細統計表）》系列內發表。

4.6 從2006年3月開始，不再設有「加大」樣本，故有些詳細的統計數字不能提供。然而，「僱傭及職位空缺按季統計調查」的抽樣設計已經修訂，以便繼續提供較重要行業的詳細就業及職位空缺的統計數字。

4.7 「建築地盤就業人數按季統計調查」及關於公務員人數及有關職位空缺的行政報表分別包括所有建築地盤及政府決策局／部門。

### 統計調查方法及回應率

4.8 對於有關公務員的行政報表，公務員人數及有關職位空缺數目都是根據個別政府決策局／部門的定期報表而編製。

4.9 至於「僱傭及職位空缺按季統計調查」，統計資料主要經由郵寄問卷搜集。在每一統計周期開始時，本處會發問卷給被選中的機構單位，請他們於指定日期內填妥問卷，然後以郵寄、傳真或電郵方法寄回本處，又或使用音頻電話，輸入有關資料。對於在指定日期後沒有回覆的機構單位，則會以電話訪問及外勤訪問方式搜集所需資料。

4.10 在2017年9月的統計期，成功訪問的機構單位約23 000間，回應率為90%。

4.5 For December 2005 or before, all establishments in the SEV were grouped under four economic blocks, viz. service sectors; wholesale & retail trades, restaurants & hotels; industrial sectors; and import and export trade. The SEV sample in each quarter consisted of an “enhanced” scale sample for one of the four blocks and a “normal” scale sample for each of the other three blocks. While the normal scale sample could provide sufficiently precise statistics for publication in this report, detailed statistics derived from the enhanced scale sample were compiled for publication in the *Employment and Vacancies Statistics (Detailed Tables)* series.

4.6 Starting from March 2006, there have not been “enhanced” samples and hence some detailed statistics are no longer available. Nevertheless, the SEV sample design has been revised so that employment and vacancies statistics are continued to be made available at detailed levels for the more important industries.

4.7 Construction sites and government bureaux/ departments are covered in full by the Site Survey and the administrative returns on the number of civil servants and civil service vacancies respectively.

### Survey method and response rate

4.8 For the administrative return covering the civil service sector, statistics on the number of civil servants and civil service vacancies are compiled based on regular returns submitted by individual government bureaux/ departments.

4.9 For the SEV, data are collected mainly by means of postal enquiry. At the start of a survey cycle, questionnaires are sent to the selected establishments. Respondents are requested to complete and return the questionnaires by post, fax or e-mail, or to enter the required information through a touch tone telephone before a specified date. Telephone interviews and field visits will be made to collect data from outstanding establishments after the specified date of return.

4.10 For the September 2017 round of SEV, some 23 000 establishments were successfully enumerated. The response rate was 90%.

4.11 第4.2(ii)段內地盤的有關數據是經由負責留駐該等地盤的工程師、監工或計劃工程師向有關承建商搜集。地盤工程師及監工在將這些資料交予政府統計處前，均會參考地盤內實際工程進度和已僱用工人人數，從而查證有關數據。

4.12 其他地盤的有關數據則由政府統計處外勤職員搜集。在統計期內，外勤職員以電話訪問或面談方式訪問每一個建築地盤，並會直接與主要承建商或分判承建商聘用的地盤總管搜集所需資料。

4.13 為確保所搜集資料的素質，所有完成的問卷都要經過不同階段的檢定程序。有問題的個案將會由外勤職員覆核。另外亦採用一連串措施，以盡可能避免錯誤。

## 行業資料更新

4.14 在進行「僱傭及職位空缺按季統計調查」時，亦同時進行有關行業資料更新的工作。這工作主要搜集有關機構單位最新的商業活動資料。所有搜集的資料均用以更新政府統計處備存的機構單位記錄庫，以確保該記錄庫能提供一個較新及較準確的抽樣框作抽樣用途。

## 估計的可靠性

4.15 「僱傭及職位空缺按季統計調查」的結果受抽樣誤差和非抽樣誤差的影響。本報告書所載的估計是根據一個特定樣本所得的資料編製。以同樣的抽樣方式，可抽選出許多大小相同的可能樣本，而是項統計調查的樣本為眾多樣本的其中之一。由於每次抽選的樣本都會略有不同，因此不同樣本得出的估計亦互有差異。「抽樣誤差」正是計算這些差異的統計量數，可用以量度從一個特定樣本所得的估計，在估算總體數據方面的精確程度。

4.16 由於本報告書所載的大部分估計有抽樣誤差，「零」值的估計，可能是一個小數值的數字，而並非是零。

4.11 Data for the sites given in the paragraph 4.2(ii) are collected through the responsible resident engineers, clerks of works or project engineers of those sites, who obtained the information from the contractors concerned. Before the data are forwarded to the C&SD for processing, they would have been validated by the relevant resident engineers and clerks of works having regard to the actual work progress and the number of workers already employed for these sites.

4.12 Data for the other sites are collected by the field officers of the C&SD. During the survey, field officers collect the required data from each construction site through telephone interviews or personal visits. They would have direct interviews with site agents of the main contractor or sub-contractors to solicit the required information.

4.13 To safeguard the quality of the collected data, completed returns/questionnaires are put through various editing stages and the doubtful cases are verified by field officers. Various measures are adopted to avoid errors as far as practicable.

## Industry updating

4.14 Concurrent with the SEV, a regular industry updating exercise is undertaken in order to collect up-to-date information on the business activities of relevant establishments. Findings from the exercise are fed back to the register of establishments maintained by the C&SD to ensure the up-to-dateness and accuracy of the sampling frame.

## Reliability of the estimates

4.15 Results of the SEV are subject to sampling error and non-sampling error. The estimates contained in this report are based on information obtained from a particular sample, which is one of a large number of possible samples of the same size that can be selected using the same sample design. By chance, estimates derived from different samples would differ from each other. The 'sampling error' is a measure of these variations and is thus a measure of the precision with which an estimate derived from a particular sample would approximate the population parameter to be measured.

4.16 It should be noted that since most estimates contained in this report are subject to sampling error, a zero figure may mean a non-zero figure of a small magnitude.

## V. 其他參考資料

5.1 政府統計處就業統計及機構記錄組在每季最後一個月份均編製兩本有關就業人數及職位空缺統計數字的報告。其中，本報告刊載經由「僱傭及職位空缺按季統計調查」、「建築地盤就業人數按季統計調查」以及有關公務員人數及職位空缺的行政報表所得各行業主類簡要就業人數及職位空缺的統計資料；而另一本報告，即《建築地盤就業及空缺按季統計報告》，則載列建築地盤內的詳細就業人數及職位空缺的統計資料。

5.2 除了上述各報告所發表的統計數字，政府統計處就業統計及機構記錄組還有根據有關統計調查結果而編製的其他較詳細統計表，供公眾參閱。以下是部分這些詳細統計表的例子：

- (i) 按行業主類（1位字母編碼）及區議會分區劃分的機構單位數目、就業人數及職位空缺數目（公務員除外）。
- (ii) 按行業主類（1位字母編碼）／行業大類（2位數字編碼）及主要職業組別劃分的職位空缺數目（公務員除外）。

5.3 下表簡要說明與本報告統計數字有關的一系列刊物及其資料來源：

### 刊物名稱 Title of publication

《就業及空缺按季統計報告》  
*Quarterly Report of Employment and Vacancies Statistics*

《建築地盤就業及空缺按季統計報告》  
*Quarterly Report of Employment and Vacancies at Construction Sites*

### 出版頻次 Frequency

季刊  
Quarterly

季刊  
Quarterly

### 資料來源 Data sources

「僱傭及職位空缺按季統計調查」、  
「建築地盤就業人數按季統計調查」、  
以及有關公務員人數及職位空缺的行政報表  
Quarterly Survey of Employment and Vacancies, Quarterly Employment Survey of Construction Sites, and administrative return on the number of civil servants and civil service vacancies

「建築地盤就業人數按季統計調查」  
Quarterly Employment Survey of Construction Sites

## V. Further References

5.1 In the ending month of each quarter, employment and vacancies statistics are published in two reports compiled by the Employment Statistics and Central Register of Establishments Section of the C&SD. Apart from this report which contains summary employment and vacancies statistics for all industry sections covered by the SEV, Site Survey, and the administrative return on the number of civil servants and civil service vacancies, another report, viz. the *Quarterly Report of Employment and Vacancies at Construction Sites*, gives more detailed employment and vacancies statistics specifically for the construction sites.

5.2 Other than the statistics published in the above-mentioned reports, more detailed tabulations derived are also available in the Employment Statistics and Central Register of Establishments Section of the C&SD for public reference. A few examples of these detailed tabulations are given below :

- (i) Number of establishments, persons engaged and vacancies (other than those in the civil service) analysed by industry section (1-alphabet code) and District Council district.
- (ii) Number of vacancies (other than those in the civil service) analysed by industry section (1-alphabet code)/industry division (2-numeral code) and major occupation group.

5.3 The following table summarises the list of relevant publications and the data sources in respect of the statistics contained therein :

5.4 其他有關就業及空缺統計數字的查詢，請聯絡政府統計處就業統計及機構記錄組。

地 址：香港灣仔港灣道12號  
灣仔政府大樓20樓

電 話：(852) 2582 5076

圖文傳真：(852) 2827 2296

電 郵：employment@censtatd.gov.hk

5.4 Further enquiries relating to employment and vacancies statistics can be directed to the Employment Statistics and Central Register of Establishments Section of the C&SD.

Address : 20/F, Wanchai Tower, 12 Harbour Road,  
Wan Chai, Hong Kong

Tel. : (852) 2582 5076

Fax : (852) 2827 2296

E-mail : employment@censtatd.gov.hk

《香港標準行業分類1.1版》及《香港標準行業分類2.0版》的高層次分類的概略比較  
Crude conversion between the top level classifications of HSIC Version 1.1 and HSIC Version 2.0

《香港標準行業分類1.1版》 HSIC V1.1		《香港標準行業分類2.0版》 HSIC V2.0	
行業類別 Industry Sector	名稱 Title	行業主類 Industry Section	名稱 Title
1	農業及漁業 Agriculture and fishing	A	農業、林業及漁業 Agriculture, forestry and fishing
2	採礦及採石業 Mining and quarrying	B	採礦及採石 Mining and quarrying
3	製造業 Manufacturing	C	製造 Manufacturing
4	電力、燃氣及水務業 Electricity, gas and water	D	電力及燃氣供應 Electricity and gas supply
		E	自來水供應；污水處理、廢棄物管理及 污染防治活動 Water supply; sewerage, waste management and remediation activities
5	建造業 Construction	F	建造 Construction
6	批發、零售、進出口貿易、飲食及 酒店業 Wholesale, retail and import/export trades, restaurants and hotels	G	進出口貿易、批發及零售業 Import/export, wholesale and retail trades
		I	住宿及膳食服務活動 Accommodation and food service activities
7	運輸、倉庫及通訊業 Transport, storage and communications	H	運輸、倉庫、郵政及速遞服務 Transportation, storage, postal and courier services
		J	資訊及通訊 Information and communications
來自各類別的有關行業 Selected trades of various sectors		K	金融及保險活動 Financial and insurance activities
8	金融、保險、地產及商用服務業 Financing, insurance, real estate and business services	L	地產活動 Real estate activities
		M	專業、科學及技術活動 Professional, scientific and technical activities
		N	行政及支援服務活動 Administrative and support service activities
		O	公共行政 Public administration
9	社區、社會及個人服務業 Community, social and personal services	P	教育 Education
		Q	人類保健及社會工作活動 Human health and social work activities
		R	藝術、娛樂及康樂活動 Arts, entertainment and recreation
		S	其他服務活動 Other service activities
		T	家庭住戶內部工作活動 Work activities within domestic households
		U	享有治外法權的組織及團體活動 Activities of extraterritorial organisations and bodies

不同零售商類別的涵蓋範圍  
Coverage of different types of retail outlets

零售商類別 Type of retail outlet	香港標準行業分類 2.0 版編碼 HSIC V2.0 code
<b>食品、酒類飲品及煙草（超級市場／便利店除外）</b> <b>Food, alcoholic drinks and tobacco (other than supermarkets / convenience stores)</b> 新鮮或急凍魚類及禽畜肉類 Fish, livestock and poultry, fresh or frozen 新鮮蔬果 Fruits and vegetables, fresh 麵包、糕餅、糖果及餅乾 Bread, pastry, confectionery and biscuits 酒類飲品及煙草 Alcoholic drinks and tobacco 其他食品 Other foodstuffs	472104 472105 472101-2 472201, 472300 471103-4, 472103, 472106-8, 472111-4, 472199, 472202, 472299
<b>超級市場／便利店</b> <b>Supermarkets / Convenience stores</b>	471101-2
<b>燃料</b> <b>Fuels</b>	473100, 473200, 473300
<b>衣物、鞋類及有關製品</b> <b>Clothing, footwear and allied products</b> 服裝 Wearing apparel 鞋類、有關製品及其他衣物配件 Footwear, allied products and other clothing accessories <b>耐用消費品</b> <b>Consumer durable goods</b> 汽車及汽車零件 Motor vehicles and parts 電器及攝影器材 Electrical goods and photographic equipment 傢具及固定裝置 Furniture and fixtures 其他未分類耐用消費品 Other consumer durable goods, not elsewhere classified <b>百貨公司</b> <b>Department stores</b> <b>珠寶首飾、鐘錶及名貴禮物</b> <b>Jewellery, watches and clocks, and valuable gifts</b> <b>其他消費品</b> <b>Other consumer goods</b> 書報、文具及禮品 Books, newspapers, stationery and gifts 中藥 Chinese drugs and herbs 眼鏡店 Optical shops 藥物及化妝品 Medicines and cosmetics 其他未分類消費品 Other consumer goods, not elsewhere classified	477102 475101-4, 475199, 477101, 477199 477301-3, 477399 474101, 474200, 475905, 477405 475906 474102-3, 477203, 477407, 477418, 477421-2 471901 477402-3, 477408, 477417 476100, 477416 477201 477404 477202, 477204 471999, 475105-7, 475200, 475300, 475901-4, 475999, 476200, 476300, 476401-3, 477103-4, 477401, 477406, 477411-5, 477499, 477501-2, 477599, 478101-2, 478199, 478201, 478299

## 獲取政府統計處刊物的方法 Means of Obtaining Publications of the Census and Statistics Department

### 網站

用戶可以在政府統計處網站 ([www.censtatd.gov.hk/hkstat/quicklink/index\\_tc.jsp](http://www.censtatd.gov.hk/hkstat/quicklink/index_tc.jsp)) 免費下載統計刊物。

### 政府統計處刊物出版組

政府統計處有少數特刊備有印刷版，市民可親臨政府統計處刊物出版組購買。有關備有印刷版的特刊資料，市民可瀏覽政府新聞處的政府書店網站 ([www.bookstore.gov.hk](http://www.bookstore.gov.hk)) 或聯絡政府統計處刊物出版組。

政府統計處刊物出版組亦設有閱讀區，陳列政府統計處各類刊物的最新期號，供讀者查閱。

刊物出版組的地址是：  
香港灣仔港灣道 12 號  
灣仔政府大樓 19 樓  
電話：(852) 2582 3025  
圖文傳真：(852) 2827 1708

### 訂購服務

政府統計處有少數特刊備有印刷版，於政府新聞處的政府書店網站 ([www.bookstore.gov.hk](http://www.bookstore.gov.hk)) 有售。市民亦可在政府統計處網站 ([www.censtatd.gov.hk/service\\_desk/list/mail/index\\_tc.jsp](http://www.censtatd.gov.hk/service_desk/list/mail/index_tc.jsp)) 下載郵購表格，並將填妥的郵購表格，連同所需費用的支票或匯票寄回辦理。

### Website

Users may download statistical publications free of charge from the Census and Statistics Department (C&SD) website ([www.censtatd.gov.hk/hkstat/quicklink/index.jsp](http://www.censtatd.gov.hk/hkstat/quicklink/index.jsp)).

### Publications Unit of C&SD

A few ad hoc publications of C&SD are available in print versions. These print versions are available for purchase at the Publications Unit of C&SD. Regarding the details of the ad hoc publications with print versions, users may browse through the Government Bookstore of the Information Services Department ([www.bookstore.gov.hk](http://www.bookstore.gov.hk)) or contact the Publications Unit of C&SD.

The Publications Unit of C&SD also provides a reading area where users may browse through the latest issue of various publications of the department on display.

The address of the Publications Unit is :  
19/F, Wanchai Tower,  
12 Harbour Road, Wan Chai, Hong Kong.  
Tel. : (852) 2582 3025  
Fax : (852) 2827 1708

### Order service

A few ad hoc publications of C&SD are available in print versions and are offered for sale online at the Government Bookstore of the Information Services Department ([www.bookstore.gov.hk](http://www.bookstore.gov.hk)). A mail order form for ordering print versions of publications is also available for downloading on the website of the department ([www.censtatd.gov.hk/service\\_desk/list/mail/index.jsp](http://www.censtatd.gov.hk/service_desk/list/mail/index.jsp)). Completed form should be sent back together with a cheque or bank draft covering all necessary cost.