

目錄	CONTENTS	頁數 Page
概況	General observations	3
統計表	Tables	
1. 食肆收益價值及購貨額	1. Restaurant receipts and purchases in value	6
2. 食肆收益數量	2. Restaurant receipts in volume	7
3. 食肆總收益數量變動情況	3. Movement of total restaurant receipts in volume	8
統計圖	Charts	
1. 食肆總收益價值指數	1. Value index of total restaurant receipts	9
2. 食肆總收益數量指數	2. Volume index of total restaurant receipts	9
統計調查方法	Survey methodology	
1. 統計調查的涵蓋範圍	1. Survey coverage	10
2. 樣本設計	2. Sample design	10
3. 資料搜集	3. Data collection	10
附錄	Appendix	11
購買途徑及訂閱表格	Purchase channels and subscription form	12

有關本刊物的查詢，請聯絡：
 政府統計處 經銷及服務業統計組(一)甲
 地址：中國香港九龍紅磡蕪湖街八十三號莊士紅磡廣場十九樓
 電話：(852) 2123 1040 圖文傳真：(852) 2123 1036
 電子郵遞：qsr@censtatd.gov.hk

Enquiries about this publication can be directed to :
Distribution and Services Statistics Section (1)A, Census and Statistics Department
 Address : 19/F., Chuang's Hunghom Plaza, 83 Wuhu Street, Hung Hom,
 Kowloon, Hong Kong, China.
 Tel. No. : (852) 2123 1040 Fax No.: (852) 2123 1036
 E-mail : qsr@censtatd.gov.hk

政府統計處網站 Website of the Census and Statistics Department
<http://www.info.gov.hk/censtatd/>

概況

1. 根據食肆的收入及購貨額按季統計調查，二零零三年第三季的**食肆總收益價值**為 124 億元，較二零零二年第三季下跌 7.5%。二零零三年第三季的**食肆購貨總值**為 41 億元，較二零零二年同期下跌 10.5%。

2. 扣除價格變動的影響後，二零零三年第三季與二零零二年同期比較，食肆的總收益以數量計下跌 6.2%。

3. 按食肆類別分析，與二零零二年同期比較，二零零三年第三季**非中式餐館**的總收益，以價值計下跌 12.5%，以數量計則下跌百分之 12.0%。

4. 同期，**酒吧**的總收益亦下跌，以價值計跌幅為 11.0%，以數量計則下跌 9.6%。而**中式餐館**的總收益以價值計下跌 7.8%，以數量計則下跌 5.6%。

5. 與二零零二年同期比較，二零零三年第三季**快餐店**的總收益以價值計下跌 0.5%，以數量計則下跌 0.3%。

6. 另一方面，**雜類飲食場所**的總收益，以價值計上升 5.9%，以數量計則上升 6.8%。

General observations

1. According to the Quarterly Survey of Restaurant Receipts and Purchases, the value of *total receipts for the restaurants sector* was \$12.4 billion in the third quarter of 2003. This represented a decrease of 7.5% compared with the third quarter of 2002. Over the same period, the value of *total purchases of restaurants* also fell, by 10.5% to \$4.1 billion.

2. After discounting the effect of price changes, total restaurant receipts fell by 6.2% in volume in the third quarter of 2003 as compared to a year earlier.

3. Analysed by type of restaurant, total receipts of *non-Chinese restaurants* decreased by 12.5% in value or 12.0% in volume in the third quarter of 2003 as compared to a year earlier.

4. Meanwhile, total receipts of *bars* also fell, by 11.0% in value or 9.6% in volume, while total receipts of *Chinese restaurants* decreased by 7.8% in value or 5.6% in volume.

5. Total receipts of *fast food shops* decreased by 0.5% in value or 0.3% in volume in the third quarter of 2003 as compared to a year earlier.

6. On the other hand, total receipts of *miscellaneous eating and drinking places* increased by 5.9% in value or 6.8% in volume.

7. 由二零零二年第一季起，本報告亦載列現行統計季度與上年同季均有營業的食肆其總收益的按年變動百分率*。二零零三年第三季與上年同季比較，該按年變動百分率為下跌 6.1%。

8. 二零零三年第三季與二零零三年第二季比較，經季節性調整的食肆的總收益數量上升 13.3%。

9. 二零零三年首三季與二零零二年同期比較，食肆總收益以價值計下跌 11.7%，以數量計則下跌 10.4%。

10. 以數量計的食肆總收益是將相關總收益的價值扣除物價變動因素所得，所用的物價平減指數是從綜合消費物價指數內相關的項目選取。

7. As from the first quarter of 2002, the year-on-year rate of change* of total restaurant receipts for restaurants that operated both in the current reference quarter and the same quarter of the preceding year is also included in this report. Comparing the third quarter of 2003 with the same quarter of 2002, the rate was -6.1%.

8. On a seasonally adjusted basis, the volume of total restaurant receipts increased by 13.3% in the third quarter of 2003 as compared to the second quarter of 2003.

9. Comparing the first three quarters of 2003 with the same period in 2002, total restaurant receipts decreased by 11.7% in value or 10.4% in volume.

10. Restaurant receipts in volume terms are derived from the corresponding receipts in value terms by adjusting for price changes. The relevant components of the Composite Consumer Price Index are used for this adjustment purpose.

註釋：

* 按「食肆的收入及購貨額按季統計調查」的設計，每季度約有三分之二的食肆樣本與上年同季的樣本重疊。這變動百分率是根據現行統計季度與上年同季均有經營業務的重疊樣本而編算。由於在這重疊樣本中的部分食肆在現行季度可能已停止營業，故有關的食肆數目肯定少於整個統計調查樣本的三分之二。因此基於數據精確度的考慮，這百分率只涵蓋一年前有營業的食肆的整體數字，而不再作食肆類別的細分。

Note:

* Under the design of the Quarterly Survey of Restaurant Receipts and Purchases, about two-thirds of the restaurants sampled in a reference quarter overlap with those sampled for the same quarter of the preceding year. The rate is thus compiled on the basis of those restaurants in the overlapping portion of the sample that were enumerated as in business operation *both* in the reference quarter *and* in the same quarter of the preceding year. As some of the restaurants in the said overlapping portion might have ceased operation in the current reference quarter, the number of restaurants involved is bound to be less than two-thirds of the entire sample for the survey. Thus the estimate just covers *restaurants that existed a year ago* as a whole but no further breakdowns are compiled for precision considerations.

11. 表一列出二零零一年第四季至二零零三年第二季的修訂食肆總收益及購貨總額數字和二零零三年第三季的臨時數字。表內亦列出二零零一年第四季至二零零三年第三季所有食肆及各食肆類別的食肆收益價值指數，其中以一九九九年十月至二零零零年九月期內的平均按季指數定為一百。

12. 表二列出二零零一年第四季至二零零三年第三季所有食肆及各食肆類別的食肆收益數量指數，其中以一九九九年十月至二零零零年九月期內的平均按季指數定為一百。

13. 表三展示食肆總收益數量指數的變動情況。它列出以原來數列計算某季度與上年同季比較的按年變動百分率；及以經季節性調整數列計算的某季度與上一季度比較的變動百分率。

14. 圖一及二分別顯示由二零零零年第四季至二零零三年第三季的食肆總收益價值和數量指數的變動，及由二零零零年第四季至二零零三年第三季的經季節性調整指數。

11. Table 1 presents the revised figures for the total receipts and total purchases of the restaurants sector from Q4 2001 to Q2 2003 and the provisional figures for Q3 2003. The value index of restaurant receipts from Q4 2001 to Q3 2003 for all restaurants and by type of restaurant are also shown, with the average of quarterly indices from October 1999 to September 2000 taken as 100.

12. Table 2 presents the volume index of restaurant receipts from Q4 2001 to Q3 2003 for all restaurants and by type of restaurant, with the average of quarterly indices from October 1999 to September 2000 taken as 100.

13. Table 3 shows the movement of total restaurant receipts volume in terms of the year-on-year rate of change for a quarter compared with the same quarter in the preceding year based on the original series, and in terms of the rate of change of a quarter compared with the preceding quarter based on the seasonally adjusted series.

14. Chart 1 and 2 depict, respectively, the movements of the value and volume indices of total restaurant receipts from Q4 2000 to Q3 2003 and the seasonally adjusted indices from Q4 2000 to Q3 2003.

表一：二零零一年第四季至二零零三年第三季食肆收益價值及購貨額

Table 1 : Restaurant receipts and purchases in value, 4th quarter 2001 to 3rd quarter 2003

食肆類別 Type of restaurant	2001	2002				2003			2003
	第四季 Q4	第一季 Q1	第二季 Q2	第三季 Q3	第四季 Q4	第一季 Q1	第二季 Q2	第三季* Q3*	第一至三季* Q1-Q3*
食肆總收益(百萬港元) Total restaurant receipts (HK\$ million)	14,025.6	13,726.0	13,066.2	13,378.4	13,200.3	12,551.1	10,551.8	12,375.0	35,478.0
食肆購貨總額(百萬港元) Total purchases by restaurants (HK\$ million)	4,957.7	4,714.2	4,311.8	4,593.7	4,469.7	4,277.8	3,632.6	4,112.3	12,022.7
收益價值指數 (一九九九年十月至二零零零年九月 = 100) Value index (Oct. 1999 - Sep. 2000 = 100)									
所有食肆類別 All restaurants	97.0 (-4.8)	95.0 (-5.4)	90.4 (-6.0)	92.6 (-4.5)	91.3 (-5.9)	86.8 (-8.6)	73.0 (-19.2)	85.6 (-7.5)	81.8 (-11.7)
中式餐館 Chinese restaurants	96.6 (-7.2)	94.4 (-7.0)	86.7 (-7.5)	87.6 (-8.5)	87.6 (-9.4)	81.4 (-13.8)	65.4 (-24.5)	80.7 (-7.8)	75.8 (-15.3)
非中式餐館 Non-Chinese restaurants	96.6 (-0.7)	92.2 (-6.7)	89.8 (-7.6)	98.3 (+1.4)	93.7 (-3.1)	91.0 (-1.3)	76.7 (-14.6)	86.1 (-12.5)	84.6 (9.5)
快餐店 Fast food shops	98.6 (-3.4)	98.5 (-1.5)	95.7 (-4.5)	94.9 (-5.2)	95.0 (-3.7)	92.7 (-5.8)	84.9 (-11.2)	94.4 (-0.5)	90.7 (-5.9)
酒吧 Bars	82.3 (-7.4)	94.0 (+3.5)	108.5 (+15.8)	98.9 (+15.7)	90.0 (+9.3)	98.9 (+5.2)	85.1 (-21.5)	88.0 (-11.0)	90.6 (-9.7)
其他飲食場所 Other eating and drinking places	130.1 (+9.9)	121.9 (+8.4)	141.7 (+14.3)	146.3 (+12.7)	153.8 (+18.2)	127.2 (+4.4)	128.6 (-9.3)	155.0 (+5.9)	136.9 (+0.2)

註釋：* 臨時數字。

- (1) 括號內數字表示與上年同期比較的變動百分率，並由未進位的數字計算而來。
- (2) '5' 字下面有橫線者乃由進位而來。

Notes : * Provisional figures.

- (1) Figures in brackets refer to year-on-year rates of change, which are derived from unrounded figures.
- (2) The underlined figures were rounded up to 5.

表二：二零零一年第四季至二零零三年第三季的食肆收益數量（一九九九年十月至二零零零年九月 = 100）

Table 2 : Restaurant receipts in volume, 4th quarter 2001 to 3rd quarter 2003 (Oct. 1999 - Sep. 2000 = 100)

食肆類別 Type of restaurant	2001	2002				2003			2003
	第四季 Q4	第一季 Q1	第二季 Q2	第三季 Q3	第四季 Q4	第一季 Q1	第二季 Q2	第三季* Q3*	第一至三季* Q1-Q3*
所有食肆類別 All restaurants	97.6 (-4.4)	95.8 (-4.8)	91.8 (-4.8)	94.3 (-3.0)	93.3 (-4.4)	88.8 (-7.3)	75.2 (-18.1)	88.5 (-6.2)	84.1 (-10.4)
中式餐館 Chinese restaurants	97.8 (-6.4)	95.8 (-5.8)	88.9 (-5.6)	90.1 (-6.4)	90.5 (-7.5)	84.2 (-12.2)	68.4 (-23.1)	85.0 (-5.6)	79.2 (-13.6)
非中式餐館 Non-Chinese restaurants	97.2 (-0.2)	93.1 (-5.8)	90.9 (-6.6)	99.8 (+2.7)	95.6 (-1.6)	93.2 (+0.2)	78.8 (-13.3)	87.8 (-12.0)	86.6 (-8.4)
快餐店 Fast food shops	98.2 (-3.9)	98.3 (-1.7)	96.1 (-4.1)	95.6 (-3.9)	95.8 (-2.4)	93.6 (-4.8)	86.1 (-10.4)	95.3 (-0.3)	91.7 (-5.2)
酒吧 Bars	79.5 (-11.1)	89.5 (-1.9)	102.0 (+9.8)	92.7 (+11.6)	82.7 (+4.1)	90.2 (+0.8)	79.7 (-21.9)	83.9 (-9.6)	84.6 (-10.7)
其他飲食場所 Other eating and drinking places	131.5 (+11.2)	123.2 (+9.5)	143.6 (+15.9)	147.8 (+14.0)	156.2 (+18.8)	130.0 (+5.5)	130.7 (-9.0)	157.9 (+6.8)	139.5 (+1.0)

註釋：* 臨時數字。

- (1) 食肆收益數量指數是將食肆收益價值內的物價變動因素扣除後所得。計算一九九九年第四季起的食肆收益數量指數所用的物價平減指數，是從一九九九年至二零零零年為基期的綜合消費物價指數內相關的項目選取。九九年第四季以前的食肆收益數量指數是將九四年至九五年為基期的指數按比例換算至與一九九九年至二零零零年為基期的可比水平，而該轉換因子是根據在一段重疊期間內，兩個指數數列各自的平均數值而得出。
- (2) 二零零零年第四季起的食肆收益數量指數的按年變動百分率是根據以一九九九年至二零零零年為基期的數列計算。在較早的季度，按年變動百分率是根據舊基期的食肆收益數量指數計算。
- (3) 括號內數字表示與上年同期比較的變動百分率，並由未進位的數字計算而來。
- (4) '5' 字下面有橫線者乃由進位而來。

Notes : * Provisional figures.

- (1) The volume index of restaurant receipts is compiled by adjusting the value of restaurant receipts for price changes. The relevant components of the 1999/2000-based Composite Consumer Price Index are used as deflators from Q4 1999 onwards. That for periods prior to Q4 1999 is compiled by re-scaling the 1994/95-based series to a basis comparable to the 1999/2000-based series. The conversion factor is derived from the average values of the two index series in an overlapping period.
- (2) From Q4 2000 onwards, the year-on-year rates of change of volume index of restaurant receipts are derived from the 1999/2000-based series. For earlier quarters, they are derived from the volume index of restaurant receipts with the old base period.
- (3) Figures in brackets refer to year-on-year rates of change, which are derived from unrounded figures.
- (4) The underlined figures were rounded up to 5.

表三：二零零一年第四季至二零零三年第三季的食肆總收益數量變動情況

**Table 3: Movement of total restaurant receipts in volume,
4th Quarter 2001 – 3rd Quarter 2003**

年／季 Year/Quarter		原來數列 Original Series	經季節性調整數列 Seasonally Adjusted Series
		按年變動百分率 (%) Year-on-year rate of change(%)	按季變動百分率 (%) ^{@(1)} Quarter-to-quarter rate of change(%) ^{@(1)}
2001	Q4	-4.4	#
2002	Q1	-4.8	-0.8
	Q2	-4.8	-1.1
	Q3	-3.0	-1.1
	Q4	-4.4	-1.4
2003	Q1	-7.3	-4.0
	Q2	-18.1	-12.5
	Q3	-6.2*	+13.3*

註釋：* 臨時數字。

Notes：* Provisional figures.

表示變動在± 0.05 之間。

Denotes change within ± 0.05.

@ 此欄的數字是由經季節性調整數列未進位的數字計算。

@ Figures in this column are derived from unrounded figures of the seasonally adjusted series.

(1) 經季節性調整的數列可隨著資料更新而作出修訂。在食肆收益指數方面，當每年第一季的數字發表時，會一併修訂對上三年的經季節性調整數列。

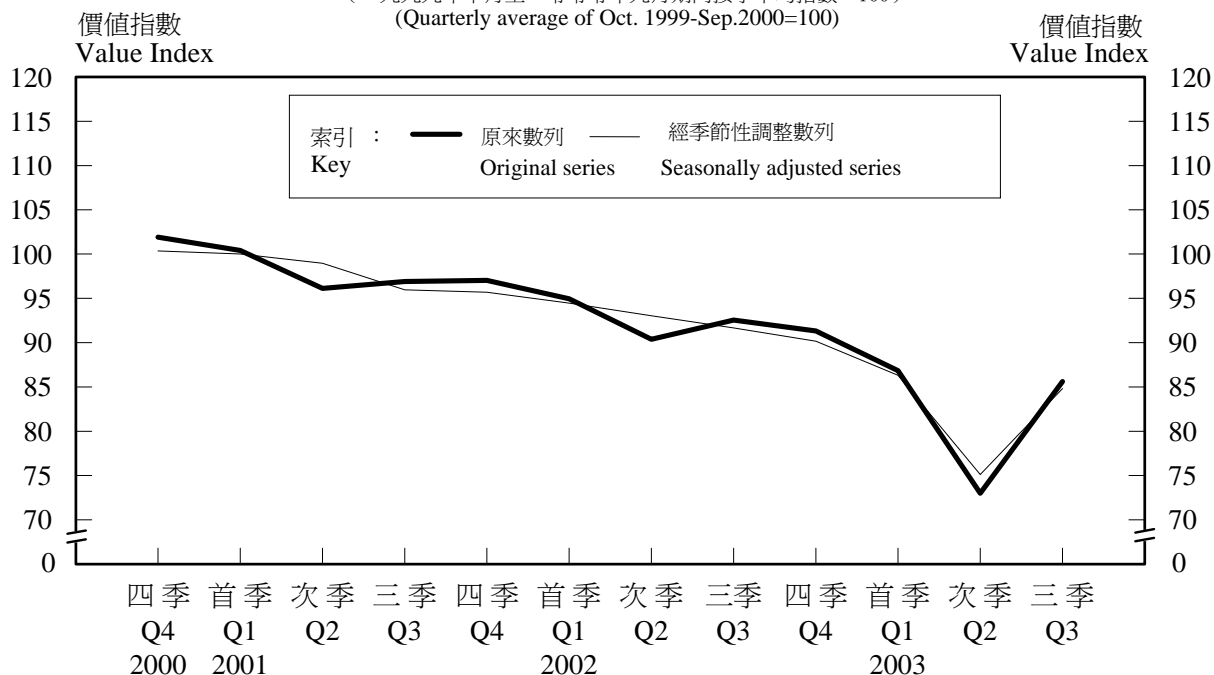
(1) Seasonally adjusted series may be revised as more data become available. For restaurant receipts index, the seasonally adjusted series for the preceding three years are revised each year when the figures for the first quarter become available.

表內所有數字均以一九九九年至二零零零年為基期。

All figures in this table are 1999/2000-based.

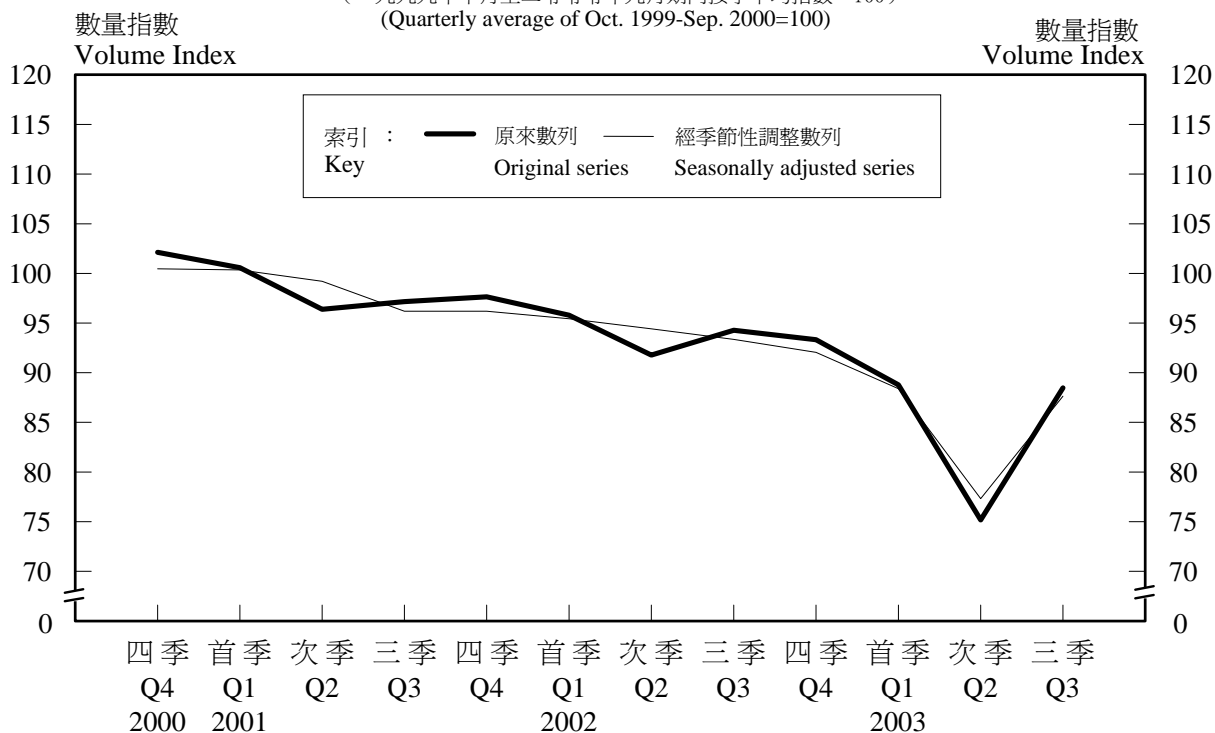
圖一：食肆總收益價值指數
Chart 1 : Value index of total restaurant receipts

(一九九九年十月至二零零零年九月期內按季平均指數=100)
 (Quarterly average of Oct. 1999-Sep. 2000=100)



圖二：食肆總收益數量指數
Chart 2 : Volume index of total restaurant receipts

(一九九九年十月至二零零零年九月期內按季平均指數=100)
 (Quarterly average of Oct. 1999-Sep. 2000=100)



統計調查方法

統計調查的涵蓋範圍

食肆的收入及購貨額按季統計調查涵蓋香港所有食肆。

有關各食肆類別的涵蓋範圍，請參考附錄。

樣本設計

這項統計調查是使用分層輪換複樣本抽樣設計。

抽樣框是先以食肆類別分層，然後在每個食肆類別分層內，再以就業人數分層。

在每季的六個複樣本當中，三個舊複樣本會被換出，由另三個新複樣本取代。

每季共選出大約一千一百間食肆作統計調查樣本。

資料搜集

統計調查問卷以郵遞方式寄予獲選的機構單位。數據主要經郵遞方式收取，如有需要，則會安排造訪，以搜集及核實有關資料。

Survey methodology

Survey coverage

The Quarterly Survey of Restaurant Receipts and Purchases covers all restaurants in Hong Kong.

Please refer to the Appendix for description on the coverage of each type of restaurant.

Sample design

A stratified rotational replicated sampling design is adopted for the survey.

Stratification is first by type of restaurant and then by employment size.

For each quarter, six replicates are used, with three new replicates rotated in and three old replicates rotated out.

A total of around 1100 restaurants are thus selected for enumeration for each reference quarter.

Data collection

For each survey round, questionnaires are mailed to sampled establishments. Data are mainly collected by post, supplemented by face-to-face enumeration and verification as necessary.

不同食肆類別的涵蓋範圍
Coverage of different types of restaurants

食肆類別 Type of restaurant	涵蓋範圍 Coverage
中式餐館 Chinese restaurants	廣東酒樓、上海酒樓、潮州酒樓、素食店、供應及售賣烤製肉類的酒樓及餐館、粥麵店及其他供應中式食品的餐館。 Cantonese restaurants, Shanghainese restaurants, Zhaozhou restaurants, vegetarian food shops, shops serving and selling roasted meat, noodle and congee shops and other shops serving Chinese food.
非中式餐館 Non-Chinese restaurants	西式餐館、日式餐館、韓式餐館、泰式餐館、越式餐館、供應冷熱飲品及糕餅的咖啡室及其他供應非中式食品的餐館。 Western restaurants, Japanese restaurants, Korean restaurants, Thai restaurants, Vietnamese restaurants, cafés serving hot/cold drinks and cakes, and other restaurants serving non-Chinese food.
快餐店 Fast food shops	自助式餐廳、小食店及其他快餐店。 Cafeterias, snack shops and other fast food shops.
酒吧 Bars	供應小食及飲品的酒吧。 Bars serving snacks and drinks.
其他飲食場所 Other eating and drinking places	甜品店、涼茶鋪、台式飲品店、雪糕屋、果汁檔、豆漿及豆腐花店及其他飲食場所。 Desserts shops, herbal drinks shops, Taiwanese drinks shops, creameries, fruit juice shops, bean milk/bean curd jelly shops, and other eating and drinking places.

獲取政府統計處刊物的方法

Means of Obtaining Publications of the Census and Statistics Department

網上銷售服務

互聯網用戶可在「香港統計數據書店」(網址：<http://www.statisticalbookstore.gov.hk>)購買刊物，並即時付款。購買刊物的下載版可即時從網上下載，而購買印刷版則會以郵遞方式送達。用戶亦可於網上安排訂閱期刊或行將出版的刊物。除刊物外，一些較刊物所載統計數據更詳細的統計表亦於網上書店有售。「香港統計數據書店」與其他公共服務集中設於「公共服務電子化」計劃(ESD)的入門網站內(網址：<http://www.esd.gov.hk>)。

由即日起至二零零四年二月二十九日止，在「香港統計數據書店」選購指定刊物，可享有七五折優惠。

郵購服務

大部分政府統計處的刊物均附有郵購表格，供訂購或按期訂閱刊物的印刷版。填妥的郵購表格可連同支付所需費用和郵費的支票或匯票寄回。郵購表格亦可從政府統計處網站下載(網址：http://www.info.gov.hk/censtatd/chinese/prod_serv/forms_index.html)。

銷售中心

香港灣仔灣道十二號
灣仔政府大樓十九樓
政府統計處刊物出版組
電話：(852) 2582 3025
圖文傳真：(852) 2827 1708

市民可親臨政府統計處刊物出版組購買刊物的印刷版，並可即時提取，或在此訂購刊物或統計表的下載版，然後於網上提取。該組設有一個閱讀區，讓使用者在舒適的環境下翻閱陳列於架上的各類統計處出版的刊物。閱讀區也備有統計處的免費刊物，歡迎索閱。

Online Purchase

Internet users may purchase the publications online at the "Statistical Bookstore, Hong Kong" (Address: <http://www.statisticalbookstore.gov.hk>) with payment made instantly. Softcopies of the publications purchased are available for immediate downloading while hardcopies purchased will be delivered by mail. Subscription to regular publications and advance ordering of upcoming releases are also available. Apart from publications, softcopies of statistical tables containing more detailed statistics than those in publications are also available for sale. The Statistical Bookstore is hosted on the ESD portal (Address: <http://www.esd.gov.hk>) together with other public services.

From now until 29 February 2004, the Statistical Bookstore is offering a special 25% discount on selected publications.

Mail Order Service

A mail order form for ordering or arranging subscription to hardcopies of the publications is available in most publications of the Census and Statistics Department. It may be completed and sent back together with a cheque or bank draft covering all necessary cost and postage. The order form is also available for downloading from the website of the Department (Address: http://www.info.gov.hk/censtatd/eng/prod_serv/forms_index.html).

Sales Centre

Publications Unit
Census and Statistics Department
19/F Wanchai Tower
12 Harbour Road
Wan Chai, Hong Kong
Tel.: (852) 2582 3025
Fax: (852) 2827 1708

Hardcopies of the publications are available for purchase and can be collected on the spot at the Unit. The Unit also accepts orders for softcopies of publications and statistical tables, which will be delivered online. It provides a comfortable reading area where users may browse through various publications of the Department on display. Free publications of the Department are also available for collection.

資料豐富圖表簡潔 香港發展一目了然
Informative, Easy-to-read, A graphic guide
that reviews Hong Kong's development



香港的發展(1967-2002)統計圖表集
A Graphic Guide on Hong Kong's
Development (1967-2002)



中華人民共和國
香港特別行政區 政府統計處
Census and Statistics Department
Hong Kong Special Administrative Region
People's Republic of China

一本為政府統計處於
2002年紀念成立
35周年而出版的特刊

A publication dedicated to the
commemoration of the 35th
Anniversary of the Census and
Statistics Department in 2002

香港的發展 (1967-2002) – 統計圖表集

A Graphic Guide on Hong Kong's Development (1967 – 2002)

備有印刷版及下載版
每本售價\$38

Available in both hardcopy and softcopy
at \$38 per copy

➤ 全書以中、英文對照形式出版，全彩色印刷，分為 16 節，共輯錄了約 140 個統計圖表，記載香港社會在過去 35 年來的變遷，能引發讀者深思香港社會在多個範疇的轉變。

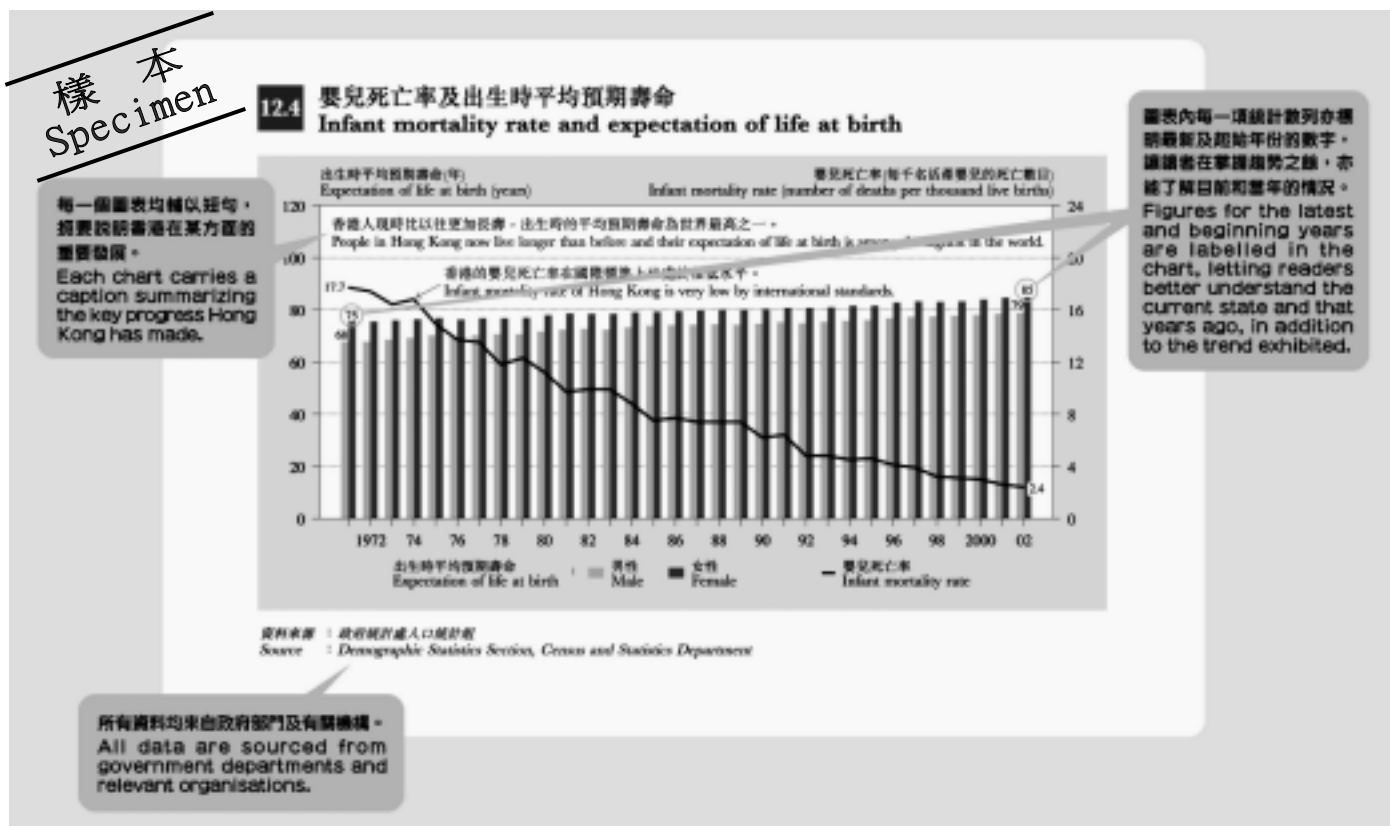
- ✓ 人口及生命事件
- ✓ 勞工
- ✓ 工資及收入
- ✓ 國民收入及國際收支平衡
- ✓ 對外貿易
- ✓ 工商業
- ✓ 政府收支、貨幣、金融
- ✓ 運輸、通訊及旅遊
- ✓ 消費物價及住戶開支
- ✓ 房屋及物業
- ✓ 教育
- ✓ 衛生
- ✓ 社會福利
- ✓ 公共秩序及安全
- ✓ 環境
- ✓ 雜項統計

➤ 本書所載統計圖表一覽，上載於 <http://www.info.gov.hk/censtatd/chinese/graphicguide.html>

➤ Collecting some 140 statistical charts presented in bilingual format and grouped into 16 sections, this full-colour Graphic Guide provides a fascinating insight into the many changes in the whole fabric of Hong Kong's society over the past 35 years.

- ✓ Population and Vital Events
- ✓ Labour
- ✓ Wages and Earnings
- ✓ National Income and Balance of Payments
- ✓ External Trade
- ✓ Commerce and Industry
- ✓ Public Accounts, Money and Finance
- ✓ Transport, Communications and Tourism
- ✓ Consumer Prices and Household Expenditure
- ✓ Housing and Property
- ✓ Education
- ✓ Health
- ✓ Social Welfare
- ✓ Public Order and Safety
- ✓ The Environment
- ✓ Miscellaneous

➤ For a complete list of charts included, please visit <http://www.info.gov.hk/censtatd/eng/graphicguide.html>



有關這本統計圖表集的銷售途徑，請參閱本刊物內第 12 頁。此外，這本統計圖表集亦於部分郵政局出售（查詢熱線：(852) 2921 2222）。如有其他查詢，請致電(852) 2582 4733。

For the purchase channels of this Graphic Guide, please see page 12 of this publication. The Graphic Guide is also put for sale at selected Post Offices (enquiry hotline : (852) 2921 2222). For other enquiries, please call (852) 2582 4733.



訂閱表格⁽¹⁾

食肆的收入及購貨額按季統計調查報告(二零零三年期刊)

致：政府統計處經銷及服務業統計組(一)甲
 香港九龍紅磡蕪湖街八十三號莊士紅磡廣場十九樓
 莊士紅磡廣場分處
 (電話：(852) 2123 1040 傳真：(852) 2123 1036)

請在適當空格 (□) 內加上 (√) 號。

(港元)

刊物名稱	每本售價	每本本地郵費 (2) & (3)	每本合計 (a)	期數 (b)	總計 (a) x (b)
<input type="checkbox"/> 食肆的收入及購貨額按季統計調查報告 二零零三年期刊 二零零三年第一季至第四季 (共四期) (J62000301B0 - J62000304B0)	5.0	3.0	8.0	4	32.0
<input type="checkbox"/> 食肆的收入及購貨額按季統計調查報告 二零零三年期刊 二零零三年____季至____季 (共____期) (J620003 B0)	5.0	3.0	8.0		
合計：					

本人現附上支票*(編號：_____) 港幣 _____ 元，購買上述刊物。
 (註：支票應予劃線，並註明支付「香港特別行政區政府」。)

訂戶資料

姓名：_____ 地址：_____

職銜：_____

部門：_____

機構名稱：_____ 電話：_____ 傳真：_____

日期：_____

機構主要從事業務類別：

- | | | |
|------------------------------------|--------------------------------------|---------------------------------------|
| <input type="checkbox"/> 進出口貿易業 | <input type="checkbox"/> 建造業 | <input type="checkbox"/> 零售貿易業 |
| <input type="checkbox"/> 金融、保險及地產業 | <input type="checkbox"/> 製造業 | <input type="checkbox"/> 商用服務業 |
| <input type="checkbox"/> 教育機構 | <input type="checkbox"/> 社區、社會及個人服務業 | <input type="checkbox"/> 其他，請註明 _____ |

讀者類別(可選多項)：

- | | | |
|------------------------------------|----------------------------------|---------------------------------------|
| <input type="checkbox"/> 經理 | <input type="checkbox"/> 分析員、研究員 | <input type="checkbox"/> 市場、推廣部人員 |
| <input type="checkbox"/> 教師、大專院校講師 | <input type="checkbox"/> 學生 | <input type="checkbox"/> 其他，請註明 _____ |

訂戶類別：

- | | |
|-----------------------------|-----------------------------|
| <input type="checkbox"/> 機構 | <input type="checkbox"/> 私人 |
|-----------------------------|-----------------------------|

你是否願意收到本處推廣其他刊物的資料？

- | | |
|----------------------------|----------------------------|
| <input type="checkbox"/> 是 | <input type="checkbox"/> 否 |
|----------------------------|----------------------------|

QSR

註：(1) 只適用於印刷版。如欲定期訂閱下載版，請到網上「香港統計數據書店」(<http://www.statisticalbookstore.gov.hk>)。

(2) 外地訂購人士暫時毋須附上支票，所需郵費將於收到訂購要求後另行通知。

(3) 訂閱超過一本相同期號的刊物，請向政府新聞處查詢所需本地郵費 (電話：(852) 2842 8844 或 (852) 2842 8845，圖文傳真：(852) 2598 7482)。

你在表格上所提供的資料，只會用作辦理書刊訂購事宜，不會向任何和訂購無關的人士透露。如欲查看或更改所填報的資料，請與政府統計處的資料管理人員聯絡。地址：香港灣仔港灣道十二號灣仔政府大樓二十一樓。

