

建造工程完成量按季 統計調查報告

Report on the Quarterly Survey of Construction Output

2019 年第 1 季
First Quarter 2019



香港特別行政區 政府統計處
Census and Statistics Department
Hong Kong Special Administrative Region



建造工程完成量按季 統計調查報告

Report on the Quarterly Survey of Construction Output

2019 年第 1 季
First Quarter 2019

有關本刊物的查詢，請聯絡：
政府統計處 建造及雜項服務統計組
地址：香港九龍協調道 3 號工業貿易大樓 9 樓
電話：(852) 3903 6965 圖文傳真：(852) 2805 6153
電郵：building@censtatd.gov.hk

Enquiries about this publication can be directed to :
Construction and Miscellaneous Services Statistics Section
Census and Statistics Department

Address: 9/F, Trade and Industry Tower, 3 Concorde Road, Kowloon, Hong Kong.

Tel. : (852) 3903 6965 Fax : (852) 2805 6153

E-mail : building@censtatd.gov.hk

政府統計處網站 Website of the Census and Statistics Department

www.censtatd.gov.hk

2019 年 6 月出版
Published in June 2019

本刊物只備有下載版
This publication is available in download version only

統計調查結果摘要	Summary of Survey Results	1
統計表	Statistical Tables	
1甲. 按行業大組別劃分的承建商所完成的 建造工程名義總值	1A. Gross value of construction works (GVCW) in nominal terms performed by contractors analysed by broad trade group	4
1乙. 按行業大組別劃分的主要承建商所完 成的建造工程總值 - - 以固 定(2000年)市價計算	1B. GVCW at constant (2000) market prices performed by main contractors analysed by broad trade group	5
2甲. 按建築物落成後用途大類別劃分的主 要承建商於建築地盤所完成的建造工 程名義總值	2A. GVCW in nominal terms performed by main contractors at construction sites analysed by broad end-use group	6
2乙. 按建築物落成後用途大類別劃分的主 要承建商於建築地盤所完成的建造工 程總值--以固定(2000年)市價計算	2B. GVCW at constant (2000) market prices performed by main contractors at construction sites analysed by broad end-use group	6
3. 按建築物落成後用途細類別劃分的主 要承建商於建築地盤所完成的建造工 程名義總值	3. GVCW in nominal terms performed by main contractors at construction sites analysed by detailed end-use group	7
4. 按建築工程性質劃分的主要承建商於 建築地盤所完成的建造工程名義總值	4. GVCW in nominal terms performed by main contractors at construction sites analysed by nature of construction activity	8
5. 按區議會分區劃分的主要承建商於建 築地盤所完成的建造工程名義總值	5. GVCW in nominal terms performed by main contractors at construction sites analysed by District Council district	9
統計圖	Statistical Charts	
1甲. 按行業大組別劃分的主要承建商所完 成建造工程名義總值	1A. GVCW in nominal terms performed by main contractors analysed by broad trade group	10
1乙. 按行業大組別劃分的主要承建商所完 成建造工程總值 - - 以固 定(2000年)市價計算	1B. GVCW at constant (2000) market prices performed by main contractors analysed by broad trade group	11
2. 按選定樓宇及建築物用途劃分的主要 承建商於建築地盤所完成建造工程名 義總值	2. GVCW in nominal terms performed by main contractors at construction sites analysed by selected end-use of buildings and structures	12
附錄	Annexes	
甲. 表1至表5的註釋	A. Notes to Tables 1 - 5	13
乙. 統計調查方法 建造業機構的分類	B. Survey Methodology Classification of Construction Establishments	15 17
獲取政府統計處刊物的方法	Means of Obtaining Publications of the Census and Statistics Department	18

2019年第1季主要承建商所完成建造工程總值 #			
Gross value of construction works performed by main contractors in Q1 2019 #			
		名義總值 (百萬港元) Value in nominal terms (HK\$Mn.)	以固定(2000年) 市價計算的總值 (百萬港元) Value at constant (2000) market prices (HK\$Mn.)
總計	Overall total	56,942	32,040
與2018年第1季比較	Compared with Q1 2018	-11.5%	-13.9%
經季節性調整的總計	Seasonally adjusted overall total	57,254	32,287
[與2018年第4季比較]	[Compared with Q4 2018]	[-7.1%]	[-5.2%]
Construction works at			
私人地盤建造工程	private sector sites	16,549	9,439
與2018年第1季比較	Compared with Q1 2018	-16.9%	-16.6%
Construction works at			
公營地盤建造工程	public sector sites	16,126	9,358
與2018年第1季比較	Compared with Q1 2018	-25.1%	-28.3%
Construction works at			
非地盤建造工程	locations other than sites	24,267	13,243
與2018年第1季比較	Compared with Q1 2018	+6.1%	+3.3%
# 臨時數字	# Provisional figures		

1. 主要承建商於2019年第1季所完成的建造工程名義總值的總計為569億元，較上年同期下跌11.5%。

2. 剔除價格變動的影響後，以實質計算，主要承建商所完成的建造工程總值的總計於同期間下跌13.9%。

3. 以實質計算的建造工程完成量總值，是透過適當的物價指數去平減相應的建造工程完成量名義總值至2000年基期的價格水平計算而成。

1. The total gross value of construction works performed by main contractors in the first quarter of 2019 decreased by 11.5% in nominal terms over a year earlier to \$56.9 billion.

2. After discounting the effect of price changes, the total gross value of construction works performed by main contractors decreased by 13.9% in real terms over the same period.

3. Gross value of construction works in real terms is derived by deflating the corresponding nominal value with an appropriate price index to the price level in the base period of 2000.

4. 按建造工程類別分析，於 2019 年第 1 季完成的私人地盤建造工程名義總值為 165 億元，較上年同期下跌 16.9%。以實質計算，跌幅為 16.6%。

5. 於 2019 年第 1 季完成的公營地盤建造工程名義總值較上年同期下跌 25.1% 至 161 億元。以實質計算，則跌幅為 28.3%。

6. 主要承建商於 2019 年第 1 季所完成的非地盤建造工程名義總值為 243 億元，較上年同期上升 6.1%。以實質計算，則升幅為 3.3%。非地盤建造工程包括小規模新建工程及樓房裝飾、樓宇修葺及保養工程，和非地盤的電器設備安裝及保養工程。

7. 按主要用途類別分析，住宅樓宇建造工程於 2019 年第 1 季完成的地盤建造工程名義總值為 149 億元，較上年同期下跌 16.9%。同期間，運輸工程於 2019 年第 1 季完成的地盤建造工程名義總值下跌 38.3% 至 68 億元。

8. 以經季節性調整的數字按季比較，主要承建商於 2019 年第 1 季完成的建造工程名義總值較 2018 年第 4 季下跌 7.1%。以實質計算，跌幅為 5.2%。

4. Analysed by type of construction works, the gross value of construction works performed at private sector sites totalled \$16.5 billion in the first quarter of 2019, down by 16.9% in nominal terms over a year earlier. In real terms, it decreased by 16.6%.

5. The gross value of construction works performed at public sector sites decreased by 25.1% in nominal terms over a year earlier to \$16.1 billion in the first quarter of 2019. In real terms, it decreased by 28.3%.

6. The gross value of construction works performed by main contractors at locations other than construction sites amounted to \$24.3 billion in the first quarter of 2019, up by 6.1% in nominal terms compared with a year earlier. In real terms, it increased by 3.3%. Construction works at locations other than construction sites included minor new construction activities and decoration, repair and maintenance for buildings; and electrical equipment installation and maintenance works at locations other than construction sites.

7. Analysed by major end-use group, the gross value of construction works performed at construction sites in respect of residential buildings projects amounted to \$14.9 billion in the first quarter of 2019, down by 16.9% in nominal terms over a year earlier. Over the same period, the gross value of construction works performed at construction sites in respect of transport projects dropped by 38.3% in nominal terms to \$6.8 billion in the first quarter of 2019.

8. On a seasonally adjusted quarter-to-quarter basis, the gross value of construction works performed by main contractors decreased by 7.1% in nominal terms and decreased by 5.2% in real terms in the first quarter of 2019 compared with the fourth quarter of 2018.

9. 以上有關 2019 年第 1 季的分析是以「建造工程完成量按季統計調查」的臨時結果為根據。

9. The above analyses in respect of the first quarter of 2019 are based on the provisional results of the Quarterly Survey of Construction Output.

表1甲 按行業大組別劃分的承建商所完成的建造工程名義總值
Table 1A Gross value of construction works in nominal terms
performed by contractors analysed by broad trade group

(百萬港元)
(HK\$ million)

行業大組別 Broad trade group	2017		2018		主要承建商 Main Contractor				
	主要 承建商 Main Contractor	分判 承建商 ⁽⁵⁾ Sub- contractor ⁽⁵⁾	主要 承建商 Main Contractor *	分判 承建商 ⁽⁵⁾ Sub- contractor ⁽⁵⁾ *	2018 第1季 Q1	2018 第2季 Q2	2018 第3季 Q3	2018 第4季 Q4 *	2019 第1季 Q1 #
總計 <i>Overall total</i>	249,919 (+5.7)	168,786 (-1.4)	252,176 (+0.9)	216,759 (+28.4)	64,322 (+9.5)	62,001 (-0.9)	60,255 (-1.1)	65,598 (-3.1)	56,942 (-11.5)
<i>經季節性調整的總計</i> <i>Seasonally adjusted overall total</i>	-	-	-	-	65,385 [+2.9]	62,856 [-3.9]	62,386 [-0.7]	61,635 [-1.2]	57,254 [-7.1]
I. 建築地盤建造工程 Construction works at construction sites	162,800 (+2.4)	33,785 (+20.0)	151,408 (-7.0)	41,723 (+23.5)	41,451 (+6.9)	39,928 (-4.7)	34,228 (-11.9)	35,801 (-17.3)	32,675 (-21.2)
私人建築地盤 ⁽¹⁾ Private sector construction sites ⁽¹⁾	74,945 (-3.5)	-	75,552 (+0.8)	-	19,918 (-9.7)	19,925 (+4.5)	17,340 (-3.2)	18,369 (-7.3)	16,549 (-16.9)
公營建築地盤 ⁽²⁾ Public sector construction sites ⁽²⁾	87,854 (+8.0)	-	75,856 (-13.7)	-	21,533 (+4.3)	20,002 (-12.4)	16,888 (-19.3)	17,433 (-25.7)	16,126 (-25.1)
II. 非地盤建造工程 Construction works at locations other than sites	87,119 (+12.5)	135,001 (-5.6)	100,768 (+15.7)	175,035 (+29.7)	22,871 (+14.6)	22,073 (+6.9)	26,027 (+17.8)	29,797 (+22.1)	24,267 (+6.1)
一般工程 ⁽³⁾ General trades ⁽³⁾	60,803 (+13.0)	31,212 (-1.6)	67,201 (+10.5)	29,505 (-5.5)	16,320 (+19.7)	14,185 (-1.3)	17,774 (+20.3)	18,921 (+5.0)	17,298 (+6.0)
專門行業工程 ⁽⁴⁾ Special trades ⁽⁴⁾	26,316 (+11.3)	103,789 (-6.7)	33,567 (+27.6)	145,530 (+40.2)	6,551 (+3.4)	7,888 (+25.6)	8,253 (+12.8)	10,875 (+70.3)	6,969 (+6.4)

註釋：

- (1) 包括由私人發展商批出的工程。「私人參建居屋計劃」的工程亦包括在內。
- (2) 包括由香港特別行政區政府、香港鐵路有限公司及機場管理局批出的工程。由房屋委員會批出的「居者有其屋計劃」工程亦包括在內。
- (3) 一般工程包括裝飾、修葺及保養工程、及小規模工程，例如地盤勘探、建築物清拆、建築物結構更改及加建工程等。
- (4) 專門行業工程包括木工，電器設備、通風、燃氣及水務設備系統安裝及保養等。
- (5) 有關分判承建商於全年所完成的工程總值數字須小心闡釋。詳情請參閱附錄甲第3段。

* 修訂數字

臨時數字

() 圓括號內數字表示按年變動百分率。

[] 方括號內數字表示按季變動百分率。

自2008年第4季開始，編製經季節性調整的完成工程總值的方法由過往的「X-11自迴歸-求和-移動平均(X-11 ARIMA)」方法更改為「X-12自迴歸-求和-移動平均(X-12 ARIMA)」方法。「X-12自迴歸-求和-移動平均」方法改良自「X-11自迴歸-求和-移動平均」方法，能提供更佳的模型建造及模型評估能力。「X-12自迴歸-求和-移動平均」方法是用作編製經季節性調整的統計數列的標準方法。

Notes :

- (1) Includes projects commissioned by private developers. Projects under the Private Sector Participation Scheme are also included.
- (2) Includes projects commissioned by the Government of the Hong Kong Special Administrative Region, MTR Corporation Limited and Airport Authority. Projects under the Home Ownership Scheme, which are commissioned by the Housing Authority, are also included.
- (3) General trades include decoration, repair and maintenance, and construction works at minor work locations such as site investigation, demolition, and structural alteration and addition works.
- (4) Special trades include carpentry, electrical equipment, ventilation, gas and water fitting installation and maintenance etc.
- (5) Figures on the annual gross value of construction works performed by sub-contractors should be interpreted with caution. Please refer to paragraph 3 of Annex A for details.

* Revised figures

Provisional figures

() Figures in round brackets denote year-on-year % changes.

[] Figures in square brackets denote quarter-to-quarter % changes.

Starting from the fourth quarter of 2008, seasonal adjustment of the gross value of construction works is performed using the X-12 ARIMA method to replace the previous X-11 ARIMA method. X-12 ARIMA method is an update to the X-11 ARIMA method with enhanced modelling and diagnostic capabilities. The X-12 ARIMA method is a standard method applied in compiling seasonally adjusted statistical data series.

表1乙 按行業大組別劃分的主要承建商所完成的建造工程總值
-- 以固定(2000年)市價計算

Table 1B Gross value of construction works at constant (2000) market prices performed by main contractors analysed by broad trade group

行業大組別 Broad trade group	2017	2018 *	2018	2018	2018	2018	2019
			第1季 Q1	第2季 Q2	第3季 Q3	第4季 Q4 *	第1季 Q1 #
<i>總計</i> <i>Overall total</i>	<u>148,942</u> (-0.7)	<u>143,136</u> (-3.9)	<u>37,193</u> (+4.6)	<u>35,484</u> (-5.1)	<u>34,016</u> (-5.4)	<u>36,443</u> (-8.9)	<u>32,040</u> (-13.9)
<i>經季節性調整的總計</i> <i>Seasonally adjusted overall total</i>	-	-	37,827 [+0.7]	36,036 [-4.7]	35,329 [-2.0]	34,072 [-3.6]	32,287 [-5.2]
I. 建築地盤建造工程 <u>Construction works at construction sites</u>	<u>98,357</u> (-3.0)	<u>88,036</u> (-10.5)	<u>24,374</u> (+3.0)	<u>23,242</u> (-8.2)	<u>19,804</u> (-15.2)	<u>20,616</u> (-20.7)	<u>18,797</u> (-22.9)
私人建築地盤 ⁽¹⁾ Private sector construction sites ⁽¹⁾	43,067 (-7.4)	42,749 (-0.7)	11,314 (+8.3)	11,291 (+2.3)	9,787 (-4.9)	10,358 (-8.3)	9,439 (-16.6)
公營建築地盤 ⁽²⁾ Public sector construction sites ⁽²⁾	55,290 (+0.7)	45,288 (-18.1)	13,061 (-1.3)	11,951 (-16.3)	10,018 (-23.3)	10,258 (-30.3)	9,358 (-28.3)
II. 非地盤建造工程 <u>Construction works at locations other than sites</u>	<u>50,585</u> (+4.1)	<u>55,100</u> (+8.9)	<u>12,819</u> (+7.7)	<u>12,242</u> (+1.4)	<u>14,212</u> (+12.6)	<u>15,828</u> (+13.1)	<u>13,243</u> (+3.3)
一般工程 ⁽³⁾ General trades ⁽³⁾	39,180 (+4.9)	41,085 (+4.9)	10,096 (+11.1)	8,718 (-6.8)	10,842 (+14.8)	11,429 (+1.2)	10,419 (+3.2)
專門行業工程 ⁽⁴⁾ Special trades ⁽⁴⁾	11,405 (+1.5)	14,015 (+22.9)	2,723 (-3.4)	3,523 (+29.7)	3,370 (+6.3)	4,398 (+63.0)	2,824 (+3.7)

註釋：

(1) 包括由私人發展商批出的工程。「私人參建居屋計劃」的工程亦包括在內。

(2) 包括由香港特別行政區政府、香港鐵路有限公司及機場管理局批出的工程。由房屋委員會批出的「居者有其屋計劃」工程亦包括在內。

(3) 一般工程包括裝飾、修葺及保養工程、及小規模工程，例如地盤勘探、建築物清拆、建築物結構更改及加建工程等。

(4) 專門行業工程包括木工、電器設備、通風、燃氣及水務設備系統安裝及保養等。

* 修訂數字

臨時數字

() 圓括號內數字表示按年變動百分率。

[] 方括號內數字表示按季變動百分率。

自2008年第4季開始，編製經季節性調整的完成工程總值的方法由過往的「X-11自迴歸-求和-移動平均(X-11 ARIMA)」方法更改為「X-12自迴歸-求和-移動平均(X-12 ARIMA)」方法。「X-12自迴歸-求和-移動平均」方法改良自「X-11自迴歸-求和-移動平均」方法，能提供更佳的模型建造及模型評估能力。「X-12自迴歸-求和-移動平均」方法是用作編製經季節性調整的統計數列的標準方法。

Notes:

(1) Includes projects commissioned by private developers. Projects under the Private Sector Participation Scheme are also included.

(2) Includes projects commissioned by the Government of the Hong Kong Special Administrative Region, MTR Corporation Limited and Airport Authority. Projects under the Home Ownership Scheme, which are commissioned by the Housing Authority, are also included.

(3) General trades include decoration, repair and maintenance, and construction works at minor work locations such as site investigation, demolition, and structural alteration and addition works.

(4) Special trades include carpentry, electrical equipment, ventilation, gas and water fitting installation and maintenance etc.

* Revised figures

Provisional figures

() Figures in round brackets denote year-on-year % changes.

[] Figures in square brackets denote quarter-to-quarter % changes.

Starting from the fourth quarter of 2008, seasonal adjustment of the gross value of construction works is performed using the X-12 ARIMA method to replace the previous X-11 ARIMA method. X-12 ARIMA method is an update to the X-11 ARIMA method with enhanced modelling and diagnostic capabilities. The X-12 ARIMA method is a standard method applied in compiling seasonally adjusted statistical data series.

表2甲 按建築物落成後用途大類別劃分的主要承建商於建築地盤所完成的建造工程名義總值

Table 2A Gross value of construction works in nominal terms performed by main contractors at construction sites analysed by broad end-use group

(百萬港元)
(HK\$ million)

建築物落成後用途大類別 Broad end-use group	2017	2018 *	2018	2018	2018	2018	2019
			第1季 Q1	第2季 Q2	第3季 Q3	第4季 Q4 *	第1季 Q1 #
<i>總計</i> <i>Overall total</i>	<u>162,800</u> (+2.4)	<u>151,408</u> (-7.0)	<u>41,451</u> (+6.9)	<u>39,928</u> (-4.7)	<u>34,228</u> (-11.9)	<u>35,801</u> (-17.3)	<u>32,675</u> (-21.2)
樓宇 Buildings	106,056 (+4.6)	104,863 (-1.1)	28,509 (+12.9)	28,360 (+3.5)	23,417 (-8.3)	24,578 (-11.8)	22,869 (-19.8)
其他建築物及設施 Structures & facilities	56,744 (-1.6)	46,545 (-18.0)	12,943 (-4.4)	11,567 (-20.2)	10,811 (-18.8)	11,224 (-27.1)	9,806 (-24.2)

註釋：

* 修訂數字

臨時數字

() 圓括號內數字表示按年變動百分率。

Notes :

* Revised figures

Provisional figures

() Figures in round brackets denote year-on-year % changes.

表2乙 按建築物落成後用途大類別劃分的主要承建商於建築地盤所完成的建造工程總值-- 以固定(2000年)市價計算

Table 2B Gross value of construction works at constant (2000) market prices performed by main contractors at construction sites analysed by broad end-use group

(百萬港元)
(HK\$ million)

建築物落成後用途大類別 Broad end-use group	2017	2018 *	2018	2018	2018	2018	2019
			第1季 Q1	第2季 Q2	第3季 Q3	第4季 Q4 *	第1季 Q1 #
<i>總計</i> <i>Overall total</i>	<u>98,357</u> (-3.0)	<u>88,036</u> (-10.5)	<u>24,374</u> (+3.0)	<u>23,242</u> (-8.2)	<u>19,804</u> (-15.2)	<u>20,616</u> (-20.7)	<u>18,797</u> (-22.9)
樓宇 Buildings	58,320 (-1.1)	56,813 (-2.6)	15,539 (+10.5)	15,403 (+2.3)	12,619 (-9.9)	13,251 (-12.8)	12,401 (-20.2)
其他建築物及設施 Structures & facilities	40,037 (-5.6)	31,224 (-22.0)	8,835 (-8.0)	7,839 (-23.6)	7,186 (-23.2)	7,364 (-31.9)	6,396 (-27.6)

註釋：

* 修訂數字

臨時數字

() 圓括號內數字表示按年變動百分率。

Notes :

* Revised figures

Provisional figures

() Figures in round brackets denote year-on-year % changes.

表3 按建築物落成後用途細類別劃分的主要承建商於建築地盤所完成的建造工程名義總值
Table 3 Gross value of construction works in nominal terms performed by main contractors at construction sites analysed by detailed end-use group

(百萬港元)
(HK\$ million)

建築物落成後用途細類別 Detailed end-use group	2017	2018	2018 第1季 Q1	2018 第2季 Q2	2018 第3季 Q3	2018 第4季 Q4	2019 第1季 Q1
		*				*	#
<i>總計</i> <i>Overall total</i>	<u>162,800</u> (+2.4)	<u>151,408</u> (-7.0)	<u>41,451</u> (+6.9)	<u>39,928</u> (-4.7)	<u>34,228</u> (-11.9)	<u>35,801</u> (-17.3)	<u>32,675</u> (-21.2)
I. <u>樓宇</u> <u>Buildings</u>	<u>106,056</u> (+4.6)	<u>104,863</u> (-1.1)	<u>28,509</u> (+12.9)	<u>28,360</u> (+3.5)	<u>23,417</u> (-8.3)	<u>24,578</u> (-11.8)	<u>22,869</u> (-19.8)
住宅樓宇 ⁽¹⁾ Residential ⁽¹⁾	67,262 (+3.2)	68,322 (+1.6)	17,992 (+16.9)	18,637 (+9.0)	15,235 (-6.4)	16,458 (-11.0)	14,949 (-16.9)
商業樓宇 Commercial	18,114 (+4.1)	18,193 (+0.4)	5,058 (+2.3)	4,709 (+2.2)	4,303 (+4.8)	4,123 (-7.5)	3,340 (-34.0)
工業及貨倉樓宇 Industrial & storage	1,948 (-50.0)	1,330 (-31.7)	283 (-58.1)	313 (-25.1)	377 (-31.5)	356 (+17.4)	377 (+33.4)
作服務用途的樓宇 Service	18,731 (+25.6)	17,019 (-9.1)	5,176 (+22.0)	4,701 (-10.9)	3,501 (-23.7)	3,640 (-21.2)	4,202 (-18.8)
II. <u>其他建築物及設施</u> <u>Structures & facilities</u>	<u>56,744</u> (-1.6)	<u>46,545</u> (-18.0)	<u>12,943</u> (-4.4)	<u>11,567</u> (-20.2)	<u>10,811</u> (-18.8)	<u>11,224</u> (-27.1)	<u>9,806</u> (-24.2)
運輸 Transport	50,395 (+0.5)	36,849 (-26.9)	10,959 (-10.2)	9,232 (-29.3)	8,578 (-26.3)	8,079 (-40.2)	6,764 (-38.3)
其他公共設施及工業建築 Other utilities & plant	1,321 (-35.9)	1,811 (+37.1)	371 (+16.8)	332 (+34.6)	393 (+37.7)	715 (+51.8)	641 (+72.8)
環境 Environment	3,327 (-24.3)	4,591 (+38.0)	1,146 (+52.6)	1,019 (+21.0)	1,228 (+47.3)	1,198 (+33.1)	1,838 (+60.4)
體育及康樂 Sports & recreation	1,702 (+60.9)	3,295 (+93.6)	466 (+76.2)	984 (+179.6)	612 (+9.8)	1,232 (+133.6)	563 (+20.8)

註釋：

(1) 包括住宅樓宇及商住兩用樓宇。

* 修訂數字

臨時數字

() 圓括號內數字表示按年變動百分率。

Notes:

(1) Include residential buildings and commercial/residential (composite) buildings.

* Revised figures

Provisional figures

() Figures in round brackets denote year-on-year % changes.

表4 按建築工程性質劃分的主要承建商於建築地盤所完成的建造工程名義總值
Table 4 Gross value of construction works in nominal terms performed by main contractors at construction sites analysed by nature of construction activity

(百萬港元)
(HK\$ million)

建築工程性質 Nature of construction activity	2017	2018	2018 第1季 Q1	2018 第2季 Q2	2018 第3季 Q3	2018 第4季 Q4	2019 第1季 Q1
		*				*	#
<i>總計</i> <i>Overall total</i>	<u>162,800</u> (+2.4)	<u>151,408</u> (-7.0)	<u>41,451</u> (+6.9)	<u>39,928</u> (-4.7)	<u>34,228</u> (-11.9)	<u>35,801</u> (-17.3)	<u>32,675</u> (-21.2)
地盤開拓及整理 Site formation & clearance	6,013 (+225.8)	6,274 (+4.4)	1,071 (-19.1)	1,470 (-25.2)	1,762 (+52.3)	1,972 (+25.8)	1,468 (+37.1)
打樁及相關地基工程 Piling & related foundation works	13,936 (-19.2)	15,175 (+8.9)	4,464 (+16.3)	3,999 (+1.6)	3,467 (+14.1)	3,245 (+3.8)	3,217 (-27.9)
樓宇上蓋建設 Erection of architectural superstructure	89,577 (+5.9)	86,878 (-3.0)	23,519 (+11.5)	23,328 (+1.5)	19,361 (-10.6)	20,670 (-13.3)	19,171 (-18.5)
土木工程 Civil engineering construction	53,275 (-3.7)	43,081 (-19.1)	12,397 (-1.0)	11,131 (-14.4)	9,638 (-25.9)	9,915 (-32.7)	8,819 (-28.9)

註釋：

* 修訂數字

臨時數字

() 圓括號內數字表示按年變動百分率。

Notes :

* Revised figures

Provisional figures

() Figures in round brackets denote year-on-year % changes.

表5 按區議會分區劃分的主要承建商於建築地盤所完成的建造工程名義總值
Table 5 Gross value of construction works in nominal terms performed by main contractors at construction sites analysed by District Council district

			(百萬港元) (HK\$ million)						
區議會分區 District Council district			2017	2018 *	2018 第1季 Q1	2018 第2季 Q2	2018 第3季 Q3	2018 第4季 Q4 *	2019 第1季 Q1 #
<i>總計</i> <i>Overall total</i>			<u>162,800</u> (+2.4)	<u>151,408</u> (-7.0)	<u>41,451</u> (+6.9)	<u>39,928</u> (-4.7)	<u>34,228</u> (-11.9)	<u>35,801</u> (-17.3)	<u>32,675</u> (-21.2)
I. 港島 Hong Kong Island			<u>23,595</u> (-12.3)	<u>20,910</u> (-11.4)	<u>6,637</u> (+19.3)	<u>5,445</u> (-14.1)	<u>4,169</u> (-18.3)	<u>4,659</u> (-29.3)	<u>3,603</u> (-45.7)
	中西區	Central & Western	5,861	4,723	1,414	1,329	1,049	931	NYA
	灣仔區	Wan Chai	6,646	4,692	1,392	1,283	703	1,315	NYA
	東區	Eastern	7,003	7,762	2,600	2,071	1,465	1,626	NYA
	南區	Southern	4,084	3,732	1,232	762	952	787	NYA
II. 九龍 Kowloon			<u>51,822</u> (+2.2)	<u>43,287</u> (-16.5)	<u>12,835</u> (+16.2)	<u>10,853</u> (-25.5)	<u>10,037</u> (-25.5)	<u>9,562</u> (-25.0)	<u>8,644</u> (-32.7)
	油尖旺區	Yau Tsim Mong	14,465	10,580	3,117	3,353	2,468	1,642	NYA
	深水埗區	Sham Shui Po	11,115	10,321	3,029	2,784	2,363	2,146	NYA
	九龍城區	Kowloon City	13,488	9,409	2,982	2,062	1,965	2,400	NYA
	黃大仙區	Wong Tai Sin	2,150	2,307	923	444	449	492	NYA
	觀塘區	Kwun Tong	10,604	10,669	2,784	2,209	2,793	2,882	NYA
III. 新界 New Territories			<u>55,945</u> (+2.2)	<u>61,194</u> (+9.4)	<u>14,997</u> (+5.8)	<u>17,344</u> (+28.5)	<u>13,672</u> (+1.7)	<u>15,180</u> (+2.4)	<u>14,438</u> (-3.7)
	葵青區	Kwai Tsing	3,421	1,598	443	444	332	379	NYA
	荃灣區	Tsuen Wan	4,152	3,663	654	1,541	851	617	NYA
	屯門區	Tuen Mun	11,034	13,882	2,991	3,857	3,414	3,620	NYA
	元朗區	Yuen Long	5,268	4,182	1,430	1,090	662	1,000	NYA
	北區	North	9,473	10,403	2,922	3,339	2,419	1,723	NYA
	大埔區	Tai Po	2,185	4,951	1,241	1,315	1,051	1,344	NYA
	沙田區	Shatin	8,796	11,044	2,424	2,939	2,580	3,101	NYA
	西貢區	Sai Kung	11,615	11,470	2,892	2,819	2,363	3,396	NYA
IV. 離島區及其他 Islands & Others			<u>31,438</u> (+17.8)	<u>26,018</u> (-17.2)	<u>6,981</u> (-12.7)	<u>6,286</u> (-16.2)	<u>6,350</u> (-7.0)	<u>6,400</u> (-29.8)	<u>5,991</u> (-14.2)

註釋：

* 修訂數字

臨時數字

() 圓括號內數字表示按年變動百分率。

NYA 仍未有數字

Notes :

* Revised figures

Provisional figures

() Figures in round brackets denote year-on-year % changes.

NYA Not yet available

圖 1 甲 按行業大組別劃分的主要承包商所完成建造工程名義總值
Chart 1A Gross value of construction works in nominal terms performed by main contractors
analysed by broad trade group

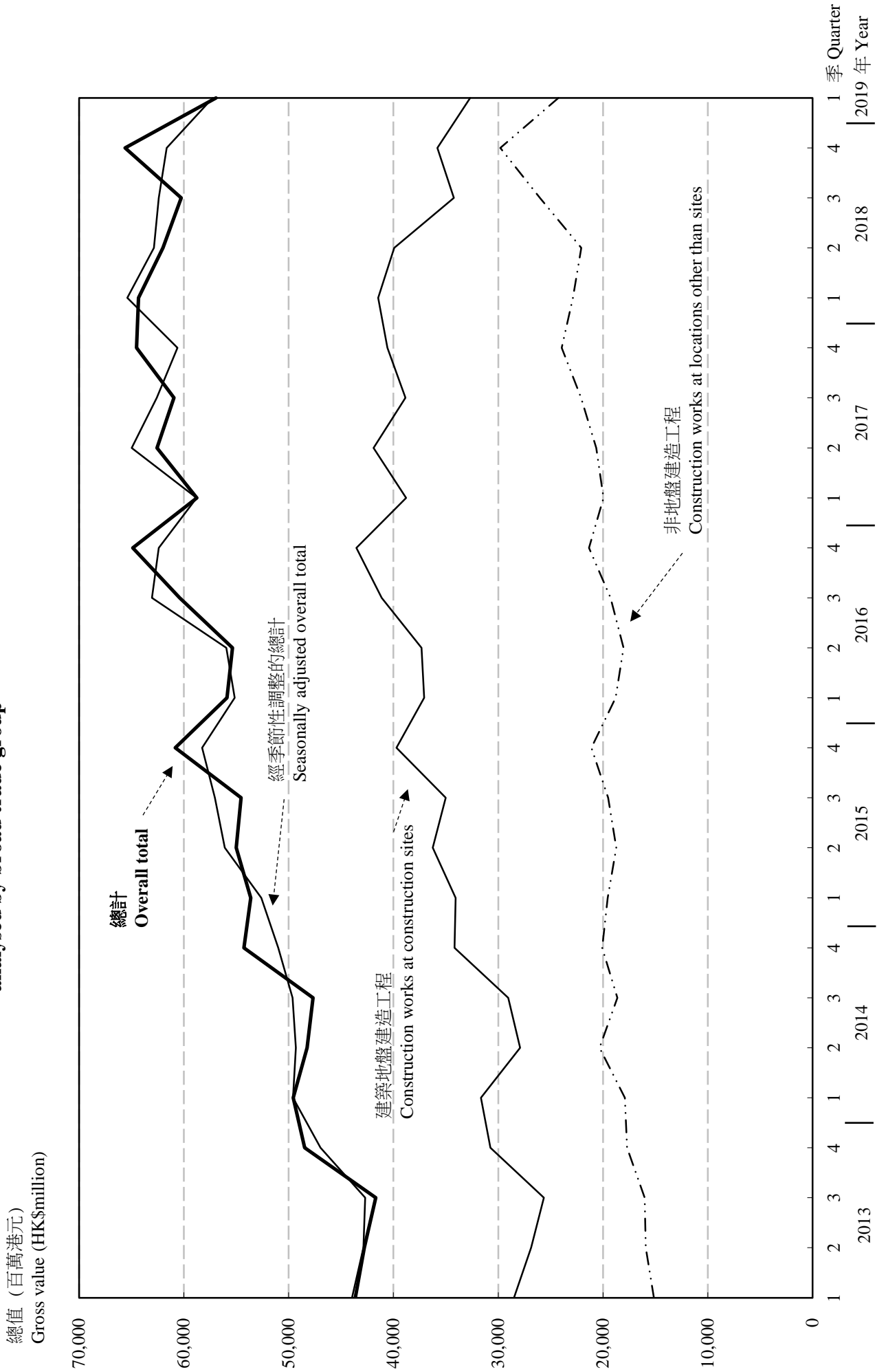


圖 1乙 按行業大組別劃分的主要承建商所完成建造工程總值-- 以固定(2000年)市價計算
 Chart 1B Gross value of construction works at constant (2000) market prices performed by main contractors analysed by broad trade group

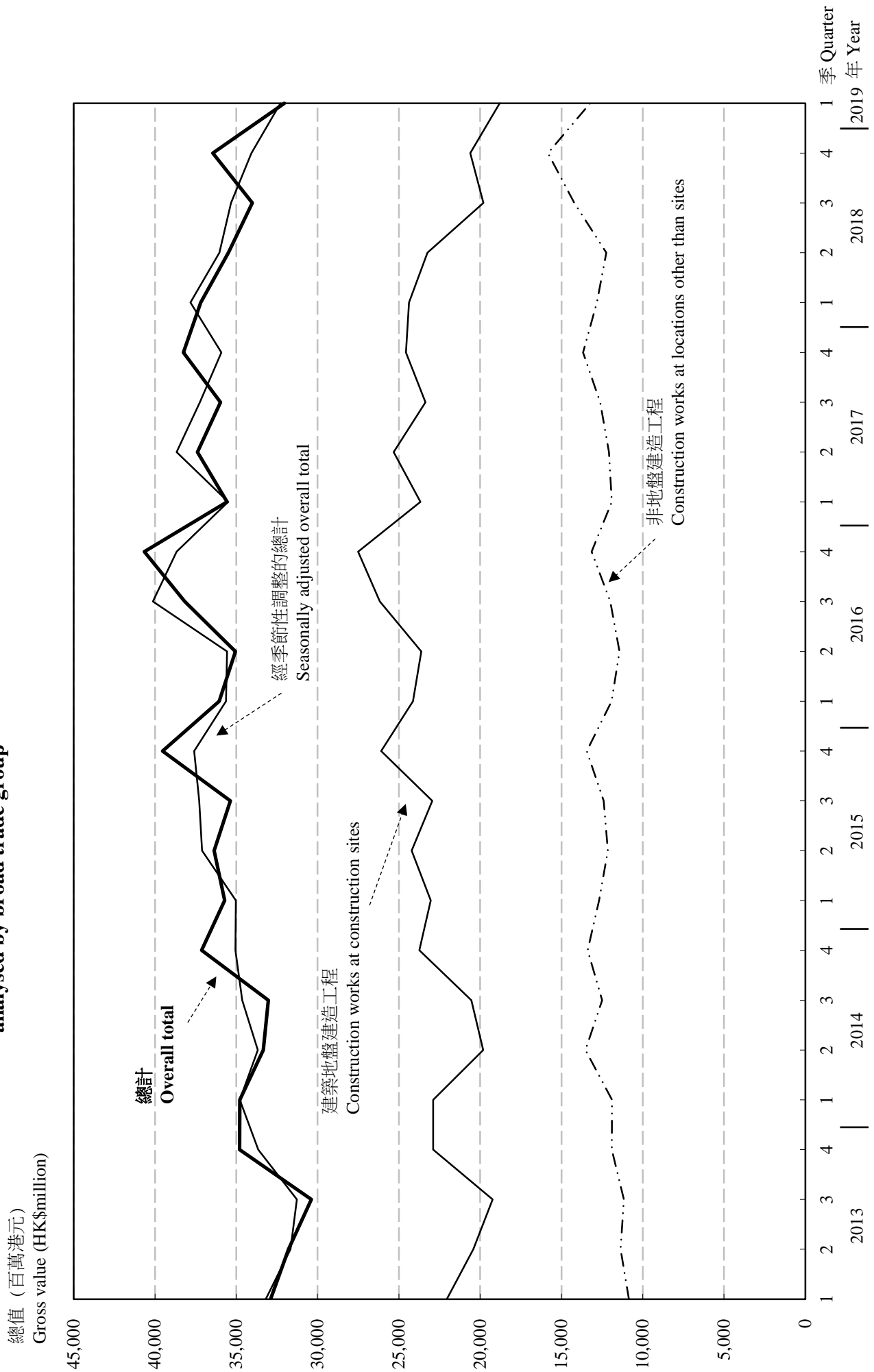


圖 2 按選定樓宇及建築物用途劃分的主要承建商於建築地盤所完成建造工程名義總值
Chart 2 Gross value of construction works in nominal terms performed by main contractors at construction sites analysed by selected end-use of buildings and structures

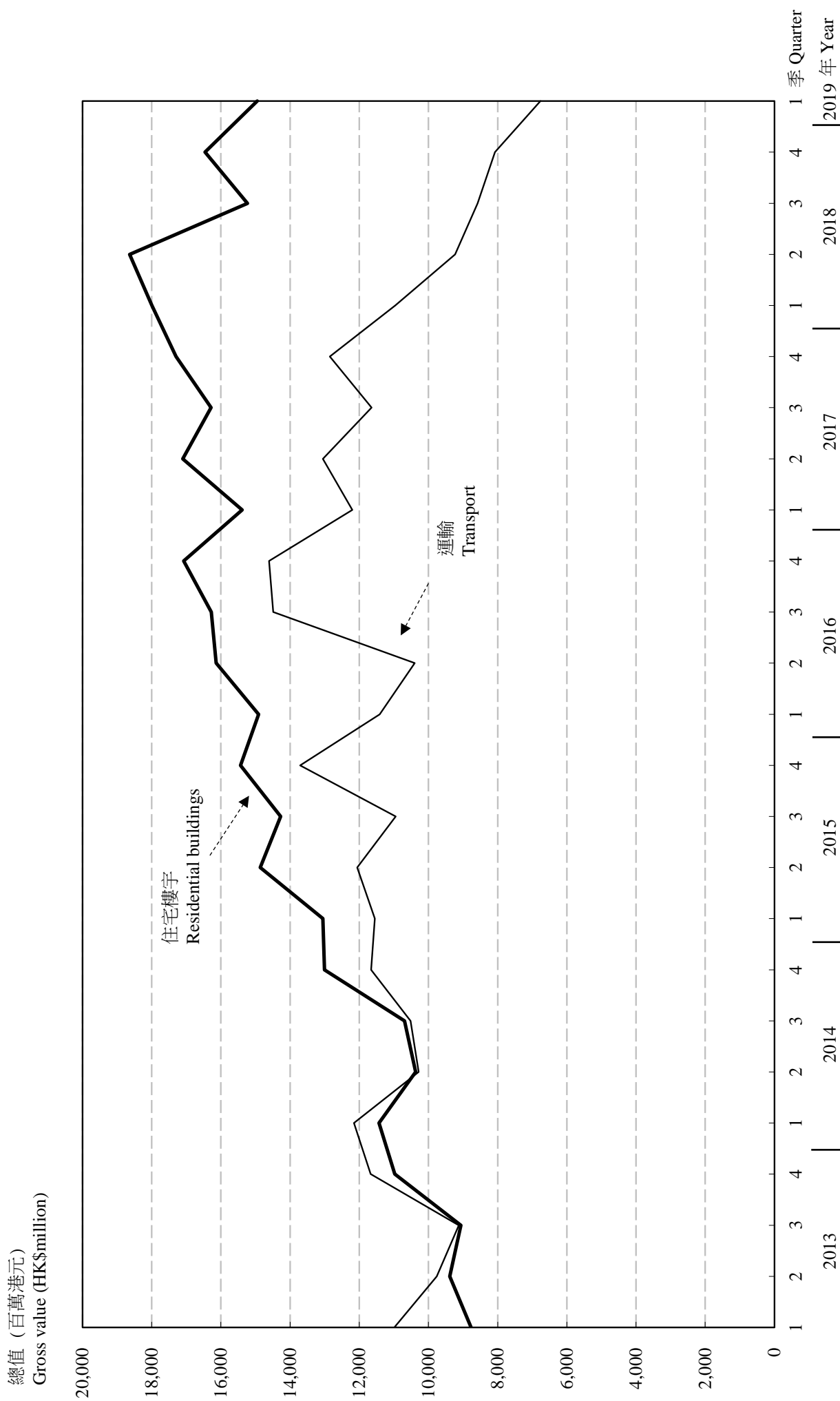


表 1 至表 5 的註釋

1. 「主要承建商」是指直接與地產發展商或聘用機構簽約承造工程，並對建造工程負以全責的建造業機構；而「分判承建商」，亦稱「次承建商」，則指向主要承建商或其他分判承建商承接合約的建造業機構。

2. 由於分判工程在建造業內十分普遍，一間建造業機構可以是某一合約的主要承建商，同時亦可以是另一合約的分判承建商。在本報告內的主要承建商所完成的建造工程總值，只包括該等建造業機構作為主要承建商合約中所完成的建造工程，而不包括其作為分判承建商所完成的建造工程。然而，分判承建商所完成的建造工程總值，應已包括在其受聘的主要承建商所完成的建造工程總值之內。

3. 有關分判承建商於全年所完成的建造工程總值的臨時統計數字，會刊於該年度第 4 季的統計調查報告內（表 1 甲），修訂數字則在下一年度第 1 季的統計調查報告中提供。由於分判承建商可能會將建造工程再分判予他人承造，所以，此再分判部分會在統計數字內重複計算。因此，這些數字只可以作為建造業內分判工程程度的概括指標，在分析有關數字時必須留意。

Notes to Tables 1 - 5

1. A construction establishment is regarded as a main contractor (MC) for a particular construction contract if it secures the contract directly from the property developer or the client party of the project, and assumes full responsibilities for the satisfactory completion of the construction works. It is regarded as a sub-contractor (SC) if it secures the contract from another contractor (either MC or SC).

2. Owing to the widespread sub-contracting practices in the construction industry, a construction establishment can be a MC for one contract and a SC for another contract at the same time. For the purpose of this report, the gross value of construction works (GVCW) performed by MCs covers only those projects in which the construction establishment takes the role of a MC, but not projects in which it takes only the role of a SC. However, SCs' contribution to projects should have been included in the gross value of construction works performed by MCs for whom they worked.

3. Provisional figures of statistics on the annual GVCW performed by SCs are published in the 4th quarter report of corresponding year (Table 1A). The revised figures are provided in the 1st quarter survey report of the following year. These statistics are subject to the effect of double-counting as SCs may further sub-contract their construction works. Thus such figures only serve to provide a broad indication of the extent of sub-contracting in the construction industry and should be interpreted with care.

4. 在表 1 乙及表 2 乙內的完成建造工程總值數字是以固定（2000 年）市價計算。透過適當的物價指數（以 2000 年為基年）去平減完成建造工程名義總值至 2000 年基期的價格水平，將價格變動的影響予以剔除，從而量度以 2000 年基期的價格計算的建造工程量。

5. 由於進位關係，分項數字之和可能不等於其總數。

4. Statistics on GVCW performed in Tables 1B and 2B are expressed at constant (2000) market prices. By applying appropriate 2000-based price indices to deflate the nominal values of construction output to the price level in the base period of 2000, the effect of price changes is eliminated and the series measures the volume of construction output reckoned at the price level in the base period of 2000.

5. Figures may not add up to the respective totals due to rounding.

統計調查方法

1. 「建造工程完成量按季統計調查」旨在搜集建造業機構有關建造工程總值的資料。統計數字用以迅速反映建造業近期的生產水平和趨勢。這些資料對政府及私人機構在制定政策和作出決策方面，十分重要。
2. 這項統計調查是根據《普查及統計條例》(香港法例第316章)而進行。
3. 這項統計調查包括所有從事新建造樓宇及土木工程，以及在現有建築物從事清拆、修葺及保養工程的建造業機構。「只供應勞工的分判承建商」(大多為一些只提供人力而以按件論值的判頭)並不直接包括在本統計調查內，但其完成的工程總值應已包括在僱用此等判頭的承建商的完成工程總值內。
4. 這項統計調查採用政府統計處的機構單位記錄庫作為主要樣本抽樣框。此外，每季新開業機構單位會被納入補充抽樣框內，用以抽選補充樣本。
5. 所有在建築地盤進行工程的主要承建商，不論其僱用人數多寡，以及其他僱用100人或以上的建造業機構，均全面納入本統計調查的樣本內。而其餘在抽樣框內僱用人數較少的機構，則會以行業及僱員人數分層，然後在每一分層內進行隨機抽樣。

Survey Methodology

1. The aim of the Quarterly Survey of Construction Output is to collect information on the gross value of construction works (GVCW) performed by construction establishments. The statistics provide prompt indications of the current output levels and trends in the construction industry. The data are useful to both the government and the private sector in formulating policies and making decisions.
2. The survey is conducted under the Census and Statistics Ordinance (Cap 316 of the Laws of Hong Kong).
3. The survey covers all construction establishments engaged in all new architectural and civil engineering work, as well as demolition, repair and maintenance works at the existing structures. Labour-only sub-contractors, who are mostly gang leaders providing labour on a job-to-job basis, are excluded from direct enumeration but the value of their output is implicitly included in that of contractors commissioning their services.
4. The Central Register of Establishments maintained by the Census and Statistics Department (C&SD) is used as the main sampling frame for this survey. Besides, new establishments in each quarter will be identified to form a supplementary frame from which a supplementary sample will be selected.
5. All main contractors at construction sites, irrespective of their employment sizes, and other construction establishments engaging 100 persons or more are fully enumerated in the survey. As regards the other smaller establishments in the frame, a random sample stratified by trade and employment size is selected for enumeration.

6. 平均而言，每季統計調查約抽選 2 000 間建造業機構進行訪問，其中包括全面統計部分及抽樣統計部分。為了減少在抽樣統計部分中的建造業機構須重複填報的機會，本統計調查採用了輪換複樣本抽樣法，並在 2004 年第 1 季抽選出一個由六個複樣本組成的新樣本系列。統計調查在每年的 4 季選取其中三個複樣本進行訪問。在每年的第 1 季，三個在上一年抽選的複樣本的其中一個會被撤換，由另一個預先抽選的複樣本取代。

7. 在每一統計季度的末段，本處會將問卷郵寄予各被選中的機構。有關機構需將問卷填妥及寄回本處。如有需要，本處外勤職員亦會探訪被選中機構，協助被訪者填寫問卷及把已填妥的問卷收回。

8. 本統計調查主要是搜集統計季度內所完成建造工程總值。此數字只包括在該季內實際完成的建築工程總值，並且分成建築地盤工程、其他小規模新建工程及在現有樓宇及建築物內進行的工程。在收集資料時，每一類建築工程會再分為主要承建商及分判承建商的完成工程總值。此外，在建築地盤作為主要承建商的機構，更需要提供每一個建築地盤的完成工程總值，以及其他地盤資料，包括地址、聘用機構名稱、建築物落成後用途及工程性質等。

6. On average, about 2 000 construction establishments are selected for enumeration in each round of the survey, including the full coverage portion and the sampling portion. To reduce the incidence of repeated reporting by the selected construction establishments in the sampling portion, rotational replicated sampling is used. In the first quarter of 2004, a new sample series comprising six replicates was drawn and three of these replicates are to be selected for enumeration in all the 4 quarters of each year. In the first quarter of each year, one of the three replicates selected in the preceding year will be rotated out and replaced by another pre-selected replicate.

7. Survey forms are mailed to selected establishments at the end of each survey reference quarter. Completed questionnaires may be returned by post or collected by field staff of C&SD who visit sampled establishments to assist respondents in completing questionnaires if required.

8. Information collected in the survey is mainly GVCW performed during the reference quarter, which denotes the total GVCW actually put in place during the quarter. Separate information on works performed at construction sites, at other minor new construction works locations, and at erected buildings and structures is sought. For each type of construction locations, a further breakdown into works performed by main contractors and works performed by sub-contractors is obtained. In addition, main contractors at construction sites are required to provide information on each construction site, including GVCW performed and other site particulars such as address, client party, end-use of the building or structure and nature of construction activity.

9. 所搜集的問卷會先經過本處職員審核，再由電腦查証數據，然後製表。有問題的數據會經由電話查詢或由外勤職員探訪核實。

10. 在計算統計調查的結果時，從個別機構收集的資料數字會按其被選中的機率反比例倍大。

建造業機構的分類

11. 建造業機構單位的分類是採用「香港標準行業分類2.0版」。該行業分類用於各經濟統計調查，把經濟單位撥歸不同的行業類別。

9. Collected returns are checked by office staff and the data validated by computer before tabulation. Dubious data are clarified by telephone follow-ups or field verification visits.

10. In deriving statistical results from the survey, the data collected from individual establishments are grossed up in accordance with the inverse of their sampling probabilities.

Classification of Construction Establishments

11. The classification of construction establishments follows the Hong Kong Standard Industrial Classification Version 2.0, which is used in various economic surveys for classifying economic units into different industry classes.

獲取政府統計處刊物的方法
Means of Obtaining Publications
of the Census and Statistics Department

網站

用戶可以在政府統計處網站 (www.censtatd.gov.hk/hkstat/quicklink/index_tc.jsp) 免費下載統計刊物。

政府統計處刊物出版組

政府統計處有少數特刊備有印刷版，市民可親臨政府統計處刊物出版組購買。有關備有印刷版的特刊資料，市民可瀏覽政府新聞處的政府書店網站 (www.bookstore.gov.hk) 或聯絡政府統計處刊物出版組。

政府統計處刊物出版組亦設有閱讀區，陳列政府統計處各類刊物的最新期號，供讀者查閱。

刊物出版組的地址是：
香港灣仔港灣道 12 號
灣仔政府大樓 19 樓
電話：(852) 2582 3025
圖文傳真：(852) 2827 1708

訂購服務

政府統計處有少數特刊備有印刷版，於政府新聞處的政府書店網站 (www.bookstore.gov.hk) 有售。市民亦可在政府統計處網站 (www.censtatd.gov.hk/service_desk/list/mail/index_tc.jsp) 下載郵購表格，並將填妥的郵購表格，連同所需費用的支票或匯票寄回辦理。

Website

Users may download statistical publications free of charge from the Census and Statistics Department (C&SD) website (www.censtatd.gov.hk/hkstat/quicklink/index.jsp).

Publications Unit of C&SD

A few ad hoc publications of C&SD are available in print versions. These print versions are available for purchase at the Publications Unit of C&SD. Regarding the details of the ad hoc publications with print versions, users may browse through the Government Bookstore of the Information Services Department (www.bookstore.gov.hk) or contact the Publications Unit of C&SD.

The Publications Unit of C&SD also provides a reading area where users may browse through the latest issue of various publications of the department on display.

The address of the Publications Unit is :
19/F, Wanchai Tower,
12 Harbour Road, Wan Chai, Hong Kong.
Tel. : (852) 2582 3025
Fax : (852) 2827 1708

Order service

A few ad hoc publications of C&SD are available in print versions and are offered for sale online at the Government Bookstore of the Information Services Department (www.bookstore.gov.hk). A mail order form for ordering print versions of publications is also available for downloading on the website of the department (www.censtatd.gov.hk/service_desk/list/mail/index.jsp). Completed form should be sent back together with a cheque or bank draft covering all necessary cost.