



中期人口統計

2006 Population
By-census

簡要報告

Summary Results

有關本刊物的查詢，請聯絡：

政府統計處 二零零六年中期人口統計辦事處

地址：中國香港 九龍九龍灣宏光道39號宏天廣場17樓1703室

電話：(852) 2716 8025 圖文傳真：(852) 2716 0231

電郵：bycensus2006@censtatd.gov.hk

Enquiries about this publication can be directed to :

**2006 Population By-census Office
Census and Statistics Department**

Address : Rm 1703, 17/F Skyline Tower, 39 Wang Kwong Road, Kowloon Bay,
Kowloon, Hong Kong, China.

Tel : (852) 2716 8025 Fax : (852) 2716 0231

E-mail : bycensus2006@censtatd.gov.hk

政府統計處網站 Website of the Census and Statistics Department
www.censtatd.gov.hk

序言

Foreword

政府統計處於二零零六年七月至八月期間進行了一次中期人口統計。本報告以摘要方式概述這次中期人口統計的結果。

本報告載列 45 個統計表，內容包括所有二零零六年中期人口統計數據項目。在可能範圍內，這些統計結果會與一九九六年中期人口統計及二零零一年人口普查的結果作比較。

本報告內的統計圖表是二零零六年中期人口統計首批發布的資料。這些資料描述本港人口主要特徵及變化。較詳細的統計結果和分析，會於二零零七年及二零零八年，透過一系列中期人口統計產品及服務陸續發表。

政府統計處處長 **馮興宏**

二零零七年二月

A population by-census was conducted by the Census and Statistics Department in July to August 2006. This report presents the results of the 2006 Population By-census in summary form.

This report contains 45 summary tables covering the whole range of data topics in the 2006 Population By-census. Comparisons are made with the results of the 1996 Population By-census and the 2001 Population Census where possible.

Statistical tables and charts given in this report are part of the first batch of results released on the 2006 Population By-census. They describe the salient features of the population and the broad demographic changes in Hong Kong. More detailed results and analyses are available in a wide range of by-census products and services to be released in stages in 2007 and 2008.

FUNG Hing-wang
Commissioner for Census and Statistics

February 2007

緒言	Introduction	1
結果概要	Summary Findings	5
簡要統計表	Summary Tables	
1. 人口數目及結構	Population Size and Structure	21
<i>人口數目</i>	<i>Population Size</i>	
表 1 二零零六年居港人口及點算時刻在港人數	Table 1 The Hong Kong Resident Population and Persons Present in Hong Kong at the Reference Moment, 2006	22
圖 1 一九六一年至二零零六年的人口及平均每年增長率	Chart 1 Population and Average Annual Growth Rate, 1961 - 2006	23
<i>年齡及性別結構</i>	<i>Age and Sex Structure</i>	
表 2 一九九六年、二零零一年及二零零六年按性別及年齡組別劃分的人口	Table 2 Population by Sex and Age Group, 1996, 2001 and 2006	24
圖 2 一九九六年、二零零一年及二零零六年的人口金字塔	Chart 2 Population Pyramids, 1996, 2001 and 2006	25
表 3 一九九六年、二零零一年及二零零六年的撫養比率	Table 3 Dependency Ratios, 1996, 2001 and 2006	26
表 4 一九九六年、二零零一年及二零零六年按年齡組別劃分的性別比率	Table 4 Sex Ratios by Age Group, 1996, 2001 and 2006	27
2. 其他人口特徵	Other Demographic Characteristics	29
<i>婚姻狀況</i>	<i>Marital Status</i>	
表 5 一九九六年、二零零一年及二零零六年按性別及婚姻狀況劃分的十五歲及以上人口	Table 5 Population Aged 15 and Over by Sex and Marital Status, 1996, 2001 and 2006	30

		<i>頁數</i> <i>Page</i>
圖 3	一九九六年、二零零一年及二零零六年按性別及婚姻狀況劃分的十五歲及以上人口分布	31
表 6	一九九六年、二零零一年及二零零六年按性別及年齡組別劃分的十五至四十四歲從未結婚的人口比例	32
<i>出生地點</i>		
表 7	一九九六年、二零零一年及二零零六年按出生地點劃分的人口	33
<i>國籍</i>		
表 8	一九九六年、二零零一年及二零零六年按國籍劃分的人口	34
<i>種族</i>		
表 9	二零零一年及二零零六年按種族劃分的人口	36
<i>在港居住年期</i>		
表 10	一九九六年、二零零一年及二零零六年按在港居住年期及出生地點劃分的人口	37
<i>語言／方言</i>		
表 11	一九九六年、二零零一年及二零零六年按慣用語言劃分的五歲及以上人口	38
表 12	一九九六年、二零零一年及二零零六年五歲及以上人口能說選定語言／方言的比例	39

	<i>頁數</i> <i>Page</i>
3. 教育	Education 41
<i>教育程度</i>	<i>Educational Attainment</i>
表 13 一九九六年、二零零一年及二零零六年按教育程度（最高就讀程度）劃分的十五歲及以上人口	Table 13 Population Aged 15 and Over by Educational Attainment (Highest Level Attended), 1996, 2001 and 2006 42
圖 4 一九九六年、二零零一年及二零零六年按教育程度（最高就讀程度）劃分的十五歲及以上人口分布	Chart 4 Distribution of Population Aged 15 and Over by Educational Attainment (Highest Level Attended), 1996, 2001 and 2006 43
表 14 二零零一年及二零零六年按教育程度（最高完成程度）劃分的十五歲及以上人口	Table 14 Population Aged 15 and Over by Educational Attainment (Highest Level Completed), 2001 and 2006 44
圖 5 二零零一年及二零零六年按教育程度（最高完成程度）劃分的十五歲及以上人口分布	Chart 5 Distribution of Population Aged 15 and Over by Educational Attainment (Highest Level Completed), 2001 and 2006 46
<i>就學狀況</i>	<i>School Attendance</i>
表 15 一九九六年、二零零一年及二零零六年按年齡組別劃分的三至十八歲人口就學比率	Table 15 School Attendance Rates of Population Aged 3-18 by Age Group, 1996, 2001 and 2006 47
<i>修讀科目</i>	<i>Field of Education</i>
表 16 一九九六年、二零零一年及二零零六年按修讀科目劃分的曾受專上教育人口	Table 16 Population with Post-secondary Education by Field of Education, 1996, 2001 and 2006 48
4. 勞動人口	Labour Force 49
<i>勞動人口數目及結構</i>	<i>Labour Force Size and Structure</i>
表 17 一九九六年、二零零一年及二零零六年按性別劃分的從事經濟活動人口及勞動人口參與率	Table 17 Economically Active Population and Labour Force Participation Rate by Sex, 1996, 2001 and 2006 50

	<i>頁數</i> <i>Page</i>
表 18 一九九六年、二零零一年及二零零六年按性別及年齡組別劃分的從事經濟活動人口	Table 18 Economically Active Population by Sex and Age Group, 1996, 2001 and 2006 51
<i>勞動人口參與率</i>	
圖 6 一九九六年、二零零一年及二零零六年按性別及年齡組別劃分的勞動人口參與率	Chart 6 Labour Force Participation Rates by Sex and Age Group, 1996, 2001 and 2006 52
<i>就業身分</i>	
表 19 一九九六年、二零零一年及二零零六年按就業身分劃分的工作人口	Table 19 Working Population by Employment Status, 1996, 2001 and 2006 53
<i>職業</i>	
表 20 一九九六年、二零零一年及二零零六年按職業劃分的工作人口	Table 20 Working Population by Occupation, 1996, 2001 and 2006 54
<i>行業</i>	
表 21 一九九六年、二零零一年及二零零六年按行業劃分的工作人口	Table 21 Working Population by Industry, 1996, 2001 and 2006 55
<i>主要職業收入</i>	
表 22 一九九六年、二零零一年及二零零六年按每月主要職業收入劃分的工作人口	Table 22 Working Population by Monthly Income from Main Employment, 1996, 2001 and 2006 56
5. 住戶	Households 57
<i>家庭住戶數目</i>	
圖 7 一九六一年至二零零六年家庭住戶數目	Chart 7 Domestic Households, 1961 – 2006 58
<i>住戶人數</i>	
表 23 一九九六年、二零零一年及二零零六年按住戶人數劃分的家庭住戶數目	Table 23 Domestic Households by Household Size, 1996, 2001 and 2006 59

	<i>頁數</i> <i>Page</i>
<i>住戶結構</i>	<i>Household Composition</i>
表 24 一九九六年、二零零一年及二零零六年按住戶結構劃分的家庭住戶數目	Table 24 Domestic Households by Household Composition, 1996, 2001 and 2006 60
圖 8 一九九六年、二零零一年及二零零六年按住戶結構劃分的家庭住戶數目分布	Chart 8 Distribution of Domestic Households by Household Composition, 1996, 2001 and 2006 61
<i>住戶收入</i>	<i>Household Income</i>
表 25 一九九六年、二零零一年及二零零六年按家庭住戶每月收入劃分的家庭住戶數目	Table 25 Domestic Households by Monthly Domestic Household Income, 1996, 2001 and 2006 62
6. 房屋	Housing 63
<i>有人居住的屋宇單位數目</i>	<i>Number of Occupied Quarters</i>
表 26 一九九六年、二零零一年及二零零六年按房屋類型劃分的有人居住的屋宇單位數目	Table 26 Occupied Quarters by Type of Housing, 1996, 2001 and 2006 64
<i>按房屋類型劃分的人口</i>	<i>Population by Type of Housing</i>
表 27 一九九六年、二零零一年及二零零六年按房屋類型劃分的人口	Table 27 Population by Type of Housing, 1996, 2001 and 2006 65
<i>按屋宇單位類型劃分的家庭住戶數目</i>	<i>Domestic Households by Type of Quarters</i>
表 28 一九九六年、二零零一年及二零零六年按屋宇單位類型劃分的家庭住戶數目	Table 28 Domestic Households by Type of Quarters, 1996, 2001 and 2006 66
<i>共住程度</i>	<i>Degree of Sharing</i>
表 29 一九九六年、二零零一年及二零零六年按房屋類型劃分的每個屋宇單位的平均家庭住戶數目	Table 29 Average Number of Domestic Households per Unit of Quarters by Type of Housing, 1996, 2001 and 2006 67

	<i>頁數</i> <i>Page</i>
<i>居所租住權</i>	<i>Tenure of Accommodation</i>
表 30 一九九六年、二零零一年及二零零六年按居所租住權劃分的家庭住戶數目	Table 30 Domestic Households by Tenure of Accommodation, 1996, 2001 and 2006 68
<i>居所內的廳房數目</i>	<i>Number of Rooms in the Residence</i>
表 31 二零零六年按廳房數目及房屋類型劃分的家庭住戶數目	Table 31 Domestic Households by Number of Rooms and Type of Housing, 2006 69
<i>住房支出</i>	<i>Housing Cost</i>
表 32 一九九六年、二零零一年及二零零六年按屋宇單位類型劃分的家庭住戶每月租金中位數及租金與收入比率中位數	Table 32 Median Monthly Domestic Household Rent and Median Rent to Income Ratios by Type of Quarters, 1996, 2001 and 2006 70
表 33 二零零一年及二零零六年按房屋類型劃分的家庭住戶每月按揭供款及借貸還款中位數、按揭供款及借貸還款與收入比率中位數及尚餘按揭供款或借貸還款年期中位數	Table 33 Median Monthly Domestic Household Mortgage Payment and Loan Repayment, Median Mortgage Payment and Loan Repayment to Income Ratio and Median Outstanding Period of Mortgage Payment or Loan Repayment by Type of Housing, 2001 and 2006 71
7. 地區特徵	Geographical Characteristics 73
<i>地區分布</i>	<i>Geographical Distribution</i>
表 34 一九九六年、二零零一年及二零零六年按區議會分區劃分的人口	Table 34 Population by District Council District, 1996, 2001 and 2006 74
<i>人口密度</i>	<i>Population Density</i>
表 35 一九九六年、二零零一年及二零零六年按區議會分區劃分的人口密度	Table 35 Population Density by District Council District, 1996, 2001 and 2006 75

		<i>頁數</i> <i>Page</i>
<i>年齡結構</i>		
表 36	二零零六年按區議會分區及年齡組別劃分的人口比例	76
<i>教育</i>		
表 37	二零零六年按區議會分區及教育程度（最高就讀程度）劃分的十五歲及以上人口比例	77
<i>勞動人口</i>		
表 38	二零零六年按區議會分區劃分的勞動人口、勞動人口參與率及每月主要職業收入中位數	78
<i>住戶</i>		
表 39	一九九六年、二零零一年及二零零六年按區議會分區劃分的家庭住戶數目及家庭住戶平均人數	79
<i>房屋</i>		
表 40	二零零六年按區議會分區劃分的家庭住戶每月收入、租金、按揭供款及借貸還款中位數；租金與收入比率中位數；按揭供款及借貸還款與收入比率中位數	80

	<i>頁數</i> <i>Page</i>
<i>內部遷移</i>	
表 41 二零零六年按曾否作內部遷移、五年前居住地區及現住地區劃分的五歲及以上人口	81
<i>Internal Migration</i>	
Table 41 Population Aged 5 and Over by Whether Internally Migrated, Area of Residence 5 Years Ago and Area of Current Residence, 2006	81
<i>工作地點</i>	
表 42 二零零六年按工作地點及居住地區劃分的工作人口	82
<i>Place of Work</i>	
Table 42 Working Population by Place of Work and Area of Residence, 2006	82
<i>前赴工作地點的主要交通方式</i>	
表 43 二零零六年按前赴工作地點的主要交通方式及居住地區劃分的在港有固定工作地點的工作人口	83
<i>Main Mode of Transport to Place of Work</i>	
Table 43 Working Population with Fixed Place of Work in Hong Kong by Main Mode of Transport to Place of Work and Area of Residence, 2006	83
<i>上課地點</i>	
表 44 二零零六年按上課地點及居住地區劃分於香港學校或教育機構就讀全日制課程的人口	84
<i>Place of Study</i>	
Table 44 Persons Attending Full-time Courses in Schools or Educational Institutions in Hong Kong by Place of Study and Area of Residence, 2006	84
<i>前赴上課地點的主要交通方式</i>	
表 45 二零零六年按前赴上課地點的主要交通方式及居住地區劃分於香港學校或教育機構就讀全日制課程的人口	85
<i>Main Mode of Transport to Place of Study</i>	
Table 45 Persons Attending Full-time Courses in Schools or Educational Institutions in Hong Kong by Main Mode of Transport to Place of Study and Area of Residence, 2006	85

頁數
Page

二零零六年中期人口統計的數據項目	Data Topics for the 2006 Population By-census	87
中文詞彙釋義	Definition of Terms in Chinese	89
英文詞彙釋義	Definition of Terms in English	101

背景

根據慣例，自一九六一年起，香港每十年進行一次人口普查，並在兩次人口普查中間，進行一次中期人口統計。香港於二零零六年七月至八月期間進行了二零零六年中期人口統計。本報告以簡要方式概述這次中期人口統計的結果。

二零零六年中期人口統計已於二零零六年七月十五日至八月一日的十八天期間進行。中期人口統計乃一抽樣統計調查，用以搜集有關人口的廣泛社會及經濟特徵資料。全港約十分之一的屋宇單位被選中，而單位內所有住戶均為訪問對象。

人口普查／中期人口統計搜集所得的資料，對政府在規劃和制訂政策尤為重要。小區人口資料是政府制訂地區發展和服務計劃的基礎；而詳細人口分組資料例如長者、單親家庭等，則有助政府策劃福利政策和社會服務計劃。而最重要的是，人口普查和中期人口統計的結果，是人口數據系統中編製人口估計的基準資料。

Background

It is an established practice from 1961 for Hong Kong to conduct a population census once every ten years and a by-census in the middle of the intercensal period. The 2006 Population By-census was conducted in July to August 2006. This report presents the summary findings based on the results of the 2006 Population By-census.

The 2006 Population By-census was conducted in the eighteen-day period from 15 July to 1 August 2006. It was a sample enquiry on a broad range of demographic and socio-economic characteristics of the population. About one-tenth of all quarters in Hong Kong were sampled and all households therein were included in the enquiry.

The information collected in population censuses/by-censuses is vital to government planning and policy formulation. Data on small areas form the basis of district development and service planning programmes of the government, while comprehensive information on population sub-groups, such as the elderly and single parent families, facilitates the planning of welfare policy and social service programmes. Most important of all, results of the censuses/by-censuses are the benchmark data for the compilation of population estimates in the Population Data System.

編製人口數字的方法相當繁複，所需的資料來源亦很廣泛。其中，人口普查及中期人口統計系列的統計結果，是整個編製過程的根基。這些基準資料，加上透過其他行政系統（例如出生、死亡及出入境記錄）及抽樣統計調查（特別是持續性的綜合住戶統計調查）所得資料，編製而成的統計數據，連結成一個人口統計數據資料庫，數據可用於編製人口數字及其他眾多用途。

統計範圍

二零零六年中期人口統計採用「居住人口」方法，以涵蓋所有居港人口。政府統計處自二零零零年八月開始，採用了「居住人口」方法，來編製香港的人口估計。作出這個改動的原因，是「居住人口」概念在統計理論而言，較適用於計算一個地方的人口。而這個做法尤為配合近年在改變中的香港人口居住和流動模式。

二零零六年中期人口統計的點算時刻（即二零零六年七月十四日凌晨三時）的居港人口包括「常住居民」和「流動居民」。「常住居民」指以下兩類人士：（一）在點算時刻前的六個月內，在港逗留最少三個月，又或在點算時刻後的六個月內，在港逗留最少三個月的香港永久性居民，不論在點算時刻他們是否身在香港；及（二）於點算時刻在港的香港非永久性居民。

The system for compiling population figures is complex and requires data from a wide variety of sources. The results of population censuses/by-censuses form the corner stone of the system. These benchmark data are taken together with statistical data generated from administrative systems (such as births, deaths and passenger movement records) and sample surveys (in particular the continuous General Household Survey) to form a population statistical database which serves a multitude of purposes, including the compilation of population figures.

Coverage

The 2006 Population By-census covers the Hong Kong Resident Population under the “resident population” approach. The “resident population” approach has been adopted to compile the population estimates of Hong Kong since August 2000. Such change is effected in view of the greater relevance of the “resident population” concept from a statistical theory standpoint in measuring the population size of a place. It is considered particularly appropriate to do so to take account of the changing residency and mobility patterns of the Hong Kong population in recent years.

The Hong Kong Resident Population at the reference moment of the 2006 Population By-census (i.e. 3 a.m. on 14 July 2006) covers “Usual Residents” and “Mobile Residents”. “Usual Residents” refer to two categories of people: (1) Hong Kong Permanent Residents who had stayed in Hong Kong for at least three months during the six months before or for at least three months during the six months after the reference moment, regardless of whether they were in Hong Kong or not at the reference moment; and (2) Hong Kong Non-permanent Residents who were in Hong Kong at the reference moment.

至於「流動居民」，則指在點算時刻前的六個月內，在港逗留最少一個月但少於三個月，或在點算時刻後的六個月內，在港逗留最少一個月但少於三個月的香港永久性居民，不論在點算時刻他們是否身在香港。

本報告列出的二零零一年人口普查及二零零六年中期人口統計的結果，皆指根據「居住人口」方法點算所得的居港人口。而列出的一九九六年中期人口統計的結果，則根據「常住人口」點算方法點算的「本港居民人口」¹。另外，與分別在該年三月進行的一九九六年中期人口統計及二零零一年人口普查不同，二零零六年中期人口統計在二零零六年七月十五日至八月一日（學校暑假期間）進行。故此，所有有關教育特徵的數據項目，是根據在二零零六年上半年的情況作訪問。基於以上原因，作出比較時需特別留意。然而，一九九六年中期人口統計、二零零一年人口普查及二零零六年中期人口統計的結果仍可作概括性比較。

代號

本刊物內各代號的含意如下：

-	零
..	不適用
N.A.	沒有數字
0.0	少於 0.05%

¹ 一九九六年中期人口統計的「本港居民人口」包括在點算時刻之前或之後六個月通常在香港居住的住戶成員，或者通常在中國大陸／澳門工作的住戶成員。按「常住人口」點算方法，住戶成員的詳細資料會根據其通常居住的屋宇單位處記錄。

As for “Mobile Residents”, they are Hong Kong Permanent Residents who had stayed in Hong Kong for at least one month but less than three months during the six months before or for at least one month but less than three months during the six months after the reference moment, regardless of whether they were in Hong Kong or not at the reference moment.

The results of the 2001 Population Census and the 2006 Population By-census presented in this report refer to the Hong Kong Resident Population enumerated under the “resident population” approach. Those of the 1996 Population By-census refer to the resident population enumerated under the de jure enumeration approach¹. Besides, being different from the 1996 Population By-census and the 2001 Population Census which were conducted in March of the respective years, the fieldwork operation period of the 2006 Population By-census was 15 July to 1 August 2006 (i.e. during summer vacation for schools). In this regard, data topics related to educational characteristics were enquired with reference to the first half of 2006. In view of this, caution has to be taken in making comparison. Notwithstanding the change, results of the 1996 Population By-census, the 2001 Population Census and the 2006 Population By-census are broadly comparable.

Symbols

The following symbols are used throughout the publication :

-	Nil
..	Not applicable
N.A.	Not available
0.0	Less than 0.05%

¹ The resident population in the 1996 Population By-census covered members of household usually living in Hong Kong in the six-month period either before or after the reference moment, and those who usually worked in the mainland of China/Macao. Under the de jure enumeration approach, all members of the household were enumerated in the quarters where they usually resided.

數字的捨入

由於進位原因，統計表內個別項目的數字總和可能與總數略有出入。

Rounding of Figures

Owing to rounding, there may be a slight discrepancy between the sum of individual items and the total as shown in the tables.

人口數目及結構

人口數目

1. 根據二零零六年中期人口統計結果顯示，二零零六年七月中的居港人口數目為 6 864 346 人，其中 6 645 220 人為常住居民、219 126 人為流動居民。（表 1）

2. 在點算時刻（即二零零六年七月十四日凌晨三時），在港總人數為 6 752 674 人，其中 6 416 124 人為常住居民、43 632 人為流動居民、21 460 人為短暫留港的香港永久性居民和 271 458 人為旅客。（表 1）

3. 在二零零一至二零零六年間，人口增長速度持續放緩，每年的平均增長率為 0.4%；而在一九九六至二零零一年間，則為 0.9%。（圖 1）

年齡及性別結構

4. 在過去十年，人口持續老化。年齡中位數由一九九六年的 34 歲升至二零零一年的 36 歲，並進一步上升至二零零六年的 39 歲。這是由於出生率和死亡率持續處於低水平，因而引致十五歲以下兒童的比例下降，而六十五歲及以上人士的比例上升。這些年齡結構的轉變，可從期間人口金字塔的形狀變化看出。（表 2 及圖 2）

5. 總撫養比率逐漸下降。十五歲以下和六十五歲及以上人口數目與每名十五至六十四歲人口相對的比率由一九九六年的 401 降至二零零六年的 353。總撫養比率下降是因為少年兒童撫養比率急劇下降，其數足以抵銷正在上升的

Population Size and Structure

Population Size

1. The 2006 Population By-census shows that the Hong Kong Resident Population in mid-July 2006 was 6 864 346. Among them, 6 645 220 were Usual Residents and 219 126 were Mobile Residents. (Table 1)

2. The total number of persons present in Hong Kong at the reference moment (i.e. 3:00 a.m. on 14 July 2006) was 6 752 674, including 6 416 124 Usual Residents, 43 632 Mobile Residents, 21 460 Short-stay Hong Kong Permanent Residents and 271 458 transients. (Table 1)

3. During 2001-2006, population growth continued to slow down with an average annual growth rate of 0.4%, as compared with 0.9% during 1996-2001. (Chart 1)

Age and Sex Structure

4. The population continued to grow older during the last ten years. The median age rose from 34 in 1996 to 36 in 2001 and further to 39 in 2006. This is attributable to the continuously low level of fertility rate and mortality improvement experienced by the population, thus leading to a reduction in the proportion of children aged under 15 and an increase in the proportion of people aged 65 and over. These changes in age structure are discernible by comparing the shape of the population pyramids over time. (Table 2 and Chart 2)

5. The overall dependency ratio decreased. The ratio of the number of persons aged under 15 and those aged 65 and over to 1 000 persons in the 15-64 age group dropped from 401 in 1996 to 353 in 2006. The decline was due to a rapid reduction in child dependency which more than offset a surge in elderly

老年撫養比率有餘。 (表 3)

6. 性別比率 (即男性人口數目與每千名女性人口相對的比率) 跌破一千水平, 由一九九六年的 1 000 降至二零零六年的 911。 (表 4)

其他人口特徵

婚姻狀況

7. 在十五歲及以上的男性人口中, 已婚的比例由一九九六年的 62% 輕微下降至二零零六年的 61%。同期間, 已婚女性的比例則由一九九六年的 59% 逐漸降至二零零六年的 55%。在過去十年間, 離婚或分居人士佔人口的比例相對地大幅增加, 男性的比例由一九九六年的 1.6% 增至二零零六年的 2.8%, 而女性的比例更由 2.2% 增至 4.7%。 (表 5 及圖 3)

8. 在分析婚姻狀況時, 必須將年齡結構的影響隔離。正確的辦法是研究每個年齡組別內的未婚人口比例。資料顯示, 男女在適婚年齡而未婚的人口比例均有顯著增加。 (表 6)

出生地點

9. 過去十年, 在香港出生的人口均維持在 60% 左右, 而中國 (香港除外) 出生的人口則由一九九六年的 34% 輕微下降至二零零六年的 33%。 (表 7)

國籍

10. 在二零零六年, 有 93% 的人口其國籍為中國, 而永久居留地是香港。另外, 有 1.3% 人口其國籍為中國, 而永久居留地不是香港。 (表 8)

dependency. (Table 3)

6. Sex ratio (i.e. number of males per 1 000 females) of the population has fallen below parity. From 1 000 in 1996, the ratio dropped to 911 in 2006. (Table 4)

Other Demographic Characteristics

Marital Status

7. The proportion of the male population aged 15 and over who were now married decreased slightly from 62% in 1996 to 61% in 2006. During the period, the proportion of now married female population declined gradually from 59% in 1996 to 55% in 2006. Significant increase was observed on the proportion of persons who were divorced or separated in relative terms over the last ten years. For males, it increased from 1.6% in 1996 to 2.8% in 2006 and for females, from 2.2% to 4.7%. (Table 5 and Chart 3)

8. The effect of age structure has to be isolated in analyzing nuptiality. Studying the proportion of the never married in each age group best serves the purpose. According to the data, such proportions increased substantially for both males and females in the prime marriageable ages. (Table 6)

Place of Birth

9. The proportion of population born in Hong Kong remained stable at about 60% over the last ten years. The proportion of population born in China (other than Hong Kong) decreased slightly from 34% in 1996 to 33% in 2006. (Table 7)

Nationality

10. In 2006, 93% of the population were of Chinese nationality with place of domicile being Hong Kong. Besides, 1.3% of the population were of Chinese nationality but with place of domicile other

種族

11. 在本港人口中，約 95% 為華人。至於居港的非華裔人士，則以菲律賓及印尼裔人士居多，分別佔總人口的 1.6% 及 1.3%。（表 9）

在港居住年期

12. 居港滿十年或以上的人口比例由二零零一年的 80% 上升至二零零六年的 83%。（表 10）

語言／方言

13. 廣州話是家中最常用的語言。在二零零六年，91% 的五歲及以上人口在家裏用廣州話交談，另外有 5.7% 的人口報稱能說這種語言／方言。換言之，約有 97% 的五歲及以上人口能說廣州話，和一九九六年及二零零一年的水平相若。（表 11 及表 12）

14. 能說英語的人口比例，由一九九六年的 38%，增至二零零一年的 43%，並進一步上升至二零零六年的 45%。能說普通話的人口比例，亦由一九九六年的 25% 大幅增至二零零六年的 40%。（表 11 及表 12）

教育

教育程度

15. 本港人口的教育程度已有提高。曾就讀中學或以上程度課程的十五歲及以上人口比例，由二零零一年的 71% 增加至二零零六年的 75%。已完成初中或以上程度課程的十五歲及以上人口

than Hong Kong. (Table 8)

Ethnicity

11. About 95% of the population were of Chinese ethnicity. The largest non-Chinese ethnic groups in Hong Kong were Filipinos and Indonesians, constituting 1.6% and 1.3% of the population respectively. (Table 9)

Duration of Residence in Hong Kong

12. The proportion of population having resided in Hong Kong for ten years or more increased from 80% in 2001 to 83% in 2006. (Table 10)

Language/Dialect

13. Cantonese was the most commonly used language at home in 2006 for 91% of the population aged 5 and over. Another 5.7% claimed that they could speak Cantonese as another language/dialect. In other words, some 97% of the population aged 5 and over could speak Cantonese, about the same level as that in 1996 and 2001. (Table 11 and Table 12)

14. The proportion of population who could speak English either as the usual language or as another language increased from 38% in 1996 to 43% in 2001 and further to 45% in 2006. The proportion of the population who could speak Putonghua also increased significantly from 25% in 1996 to 40% in 2006. (Table 11 and Table 12)

Education

Educational Attainment

15. There was improvement in the educational attainment of the population. The proportion of the population aged 15 and over having attended secondary or higher education increased from 71% in 2001 to 75% in 2006. Correspondingly, the

則由二零零一年的 63% 上升至二零零六年的 67%。（表 13、表 14、圖 4 及圖 5）

16. 隨著香港專上教育的迅速發展，曾修讀學位課程的人口比例，已由一九九六年的 10% 大幅增加至二零零六年的 15%。已完成學位課程的人口比例，亦高達 13%。（表 13、表 14、圖 4 及圖 5）

就學狀況

17. 在二零零六年，適齡兒童就學比率較一九九六年為高。六至十六歲的兒童在二零零六年幾乎全部就學。（表 15）

修讀科目

18. 「商科課程」是最多曾修讀專上教育課程人士修讀的科目。在一九九六年，曾接受專上教育的人士有 26% 修讀此科目，在二零零六年則增至 32%。「文學及社會科學」和「機械、電機、電子及輪機工程」則為其次兩個較普遍的修讀科目。（表 16）

勞動人口

勞動人口數目及結構

19. 勞動人口數目由一九九六年的 3 182 497 人增至二零零六年的 3 572 384 人，增長率為 12%，而整體勞動人口參與率，則由一九九六年的 63% 下跌至二零零六年的 60%。勞動人口年齡中位數由一九九六年的 36 歲上升至二零零六年的 39 歲。（表 17 及表 18）

proportion of the population aged 15 and over having completed lower secondary or above education increased from 63% in 2001 to 67% in 2006. (Table 13, Table 14, Chart 4 and Chart 5)

16. With the rapid expansion of post-secondary education in Hong Kong, the proportion of the population who had attended education in degree course increased significantly from 10% in 1996 to 15% in 2006. The proportion who had completed degree course was also high at 13%. (Table 13, Table 14, Chart 4 and Chart 5)

School Attendance

17. Proportionately, more children of school ages were attending school in 2006 than in 1996. Among children aged 6-16, school attendance was almost universal in 2006. (Table 15)

Field of Education

18. The most popular field of education reported by those with post-secondary education was “Business and commercial studies”. The proportion of the population with post-secondary education in this field increased from 26% in 1996 to 32% in 2006. “Arts and social science” and “Mechanical, electrical, electronic and marine engineering” were the next two more popular fields of education. (Table 16)

Labour Force

Labour Force Size and Structure

19. The labour force recorded a 12% increase from 3 182 497 in 1996 to 3 572 384 in 2006. The overall labour force participation rate dropped from 63% in 1996 to 60% in 2006, while the median age of the labour force increased from 36 in 1996 to 39 in 2006. (Table 17 and Table 18)

勞動人口參與率

20. 與一九九六年比較，二零零六年的男性勞動人口參與率在所有年齡組別均顯著下降。相反地，二零零六年的女性勞動人口參與率在二十五歲至五十九歲的年齡組別有顯著上升。而十五至二十五歲年青女士和六十歲及以上較年長女士的勞動人口參與率，則與二零零一年大致相同。（圖 6）

就業身分

21. 在工作人口中，僱員所佔的比例由一九九六年的 88% 輕微增加至二零零六年的 89%。僱主所佔的比例則由一九九六年的 6.7% 輕微下調至二零零六年的 6.1%。（表 19）

職業

22. 任職專業人員、輔助專業人員、經理及行政人員在工作人口中所佔的比例，由一九九六年的 29%，增至二零零一年的 32% 及二零零六年的 33%。另一方面，從事工藝及有關人員的比例，則持續下降，由一九九六年的 12%，減至二零零一年的 9.9% 及二零零六年的 8.5%。（表 20）

行業

23. 「批發、零售、進出口貿易、飲食及酒店業」已成為最多人從事的行業，人數佔工作人口的比例由一九九六年的 25% 上升至二零零六年的 27%。「社區、社會及個人服務業」在二零零六年則為第二大行業，從事該行業的人數佔工作人口近 27%。從事「金融、保險、地產及商用服務業」的人數比例，亦由一九九六年的 13% 增至二零零六年的 17%。隨着這三個行業的工作人口增加，從事「製造業」的人士所佔的比例由一九九六年的 19% 大幅下降至二零零六年

Labour Force Participation Rate

20. Comparing with 1996, the male labour force participation rates in 2006 decreased substantially for all age groups. On the contrary, female participation rates in 2006 increased significantly in the ages 25-59. For the young ages 15-25 and the older ages 60 and over, the participation rates of females were about the same as 2001. (Chart 6)

Employment Status

21. The proportion of employees in the working population grew slightly from 88% in 1996 to 89% in 2006. The proportion of employers decreased slightly from 6.7% in 1996 to 6.1% in 2006. (Table 19)

Occupation

22. Over the last ten years, the proportion of professionals, associate professionals, managers and administrators occupations in the working population increased from 29% in 1996 to 32% in 2001 and 33% in 2006. On the other hand, there was a continuous decrease in the proportion of the working population in the craft and related workers occupations, from 12% in 1996 to 9.9% in 2001 and 8.5% in 2006. (Table 20)

Industry

23. “Wholesale, retail and import/export trades, restaurants and hotels” became the largest sector. Its share in employment increased from 25% in 1996 to 27% in 2006. “Community, social and personal services” was the second largest sector, employing nearly 27% of the working population in 2006. The proportion of the working population in the “Financing, insurance, real estate and business services” sector also increased from 13% in 1996 to 17% in 2006. The increase in working population in these three sectors were accompanied by a significant decline of workers in the “Manufacturing” industry,

的 10%。(表 21)

主要職業收入

24. 在二零零六年，工作人口的每月主要職業收入中位數為 10,000 元，較一九九六年增加 5%，與二零零一年比較則維持不變。在一九九六年與二零零六年期間及在二零零一年與二零零六年期間，按綜合消費物價指數轉變幅度計算的通脹率分別為 -2% 及 -3%。(表 22)

住戶

家庭住戶數目

25. 家庭住戶數目由一九九六年的 1 855 553 個增至二零零六年的 2 226 546 個，增幅為 20%。前五年有較高速的增長，每年的平均增長率為 2.0%，後五年的增長速度則減慢，每年的平均增長率為 1.5%。住戶數目增加的速度較人口為快。(圖 7)

住戶人數

26. 家庭住戶人數減少的趨勢在過去五年仍持續。平均每戶人數由一九九六年的 3.3 人，減至二零零一年的 3.1 人及二零零六年的 3.0 人。特別是有六名成員及以上的住戶比例，由一九九六年的 8.2% 下降至二零零六年的 3.9%。(表 23)

住戶結構

27. 愈來愈多家庭住戶屬於「未擴展的單核心家庭」型，所佔比例由一九九六年的 64% 增加至二零零六年的 67%。同期間，屬於「已擴展的核心家

with its share decreasing from 19% in 1996 to 10% in 2006. (Table 21)

Income from Main Employment

24. The median monthly income from main employment of the working population was \$10,000. This represents an increase of 5% over that in 1996, but it remained the same when compared with 2001. Over the periods 1996-2006 and 2001-2006, the inflation rate as measured by the change in the Composite Consumer Price Index was -2% and -3% respectively. (Table 22)

Households

Number of Domestic Households

25. The number of domestic households increased by 20% from 1 855 553 in 1996 to 2 226 546 in 2006. The rate of growth was higher in the first half of the period, averaging at 2.0% per annum. The growth rate slowed down to 1.5% per annum in the second half of the period. The number of households increased at a faster rate than the population. (Chart 7)

Household Size

26. The trend towards smaller household continued in the last five years. The average household size decreased from 3.3 in 1996 to 3.1 in 2001 and 3.0 in 2006. In particular, the proportion of households with 6 persons and over dropped from 8.2% in 1996 to 3.9% in 2006. (Table 23)

Household Composition

27. More domestic households consisted of one unextended nuclear family, their share having increased from 64% in 1996 to 67% in 2006. The proportion of extended nuclear family households

庭」型住戶的比例，則由 11% 減少至 8.1%。此外，有兩個或以上核心家庭的住戶比例亦較前減少。（表 24 及圖 8）

住戶收入

28. 在二零零六年，住戶每月收入中位數為 17,250 元，較一九九六年減少了 1.4%，較二零零一年則減少了 7.8%。（表 25）

房屋

有人居住的屋宇單位數目

29. 在二零零六年所有有人居住的屋宇單位中，私人永久性房屋的比例由十年前的 49% 上升至 51%。公營租住房屋及臨時房屋所佔的比例，則由一九九六年的 37% 及 2.3% 分別顯著下調至二零零六年的 31% 及 0.8%。同期間，房屋委員會及房屋協會資助出售單位所佔比例，則由 11% 增加至 16%。（表 26）

按房屋類型劃分的人口

30. 在二零零六年，居住在私人永久性房屋的人口佔總人口的 49%，而居住在公營租住房屋的人口佔 31%。而居住在房屋委員會及房屋協會資助出售單位的人口比例，則由一九九六年的 11% 增至二零零六年的 18%。（表 27）

按屋宇單位類型劃分的家庭住戶數目

31. 在二零零六年，有 45% 的家庭住戶居住在私人住宅單位，而居住在公營租住單位的則有 31%。在過去十年，居住在資助出售單位的家庭住戶比例則由約 11% 升至 16%。（表 28）

decreased from 11% to 8.1% during the period. Besides, the proportion of households with two or more family nuclei also decreased. (Table 24 and Chart 8)

Household Income

28. The median monthly household income in 2006 was \$17,250. This represents a decrease of 1.4% over that in 1996, and a decrease of 7.8% when compared with 2001. (Table 25)

Housing

Number of Occupied Quarters

29. Private permanent housing constituted 51% of all occupied quarters in 2006, up from 49% ten years ago. The share of public rental housing and temporary housing dropped considerably from 37% and 2.3% in 1996 to 31% and 0.8% in 2006 respectively. Over the same period, the proportion of Housing Authority and Housing Society subsidized sale flats rose from 11% to 16%. (Table 26)

Population by Type of Housing

30. In 2006, 49% of the population lived in private permanent housing, while 31% lived in public rental housing. The proportion of the population living in Housing Authority and Housing Society subsidized sale flats increased from 11% in 1996 to 18% in 2006. (Table 27)

Domestic Households by Type of Quarters

31. In 2006, 45% of domestic households were living in private residential flats while 31% were in public rental flats. The proportion of domestic households living in subsidized sale flats increased from some 11% to 16% over the last ten years. (Table 28)

共住程度

32. 「共住程度」是以每個屋宇單位的平均家庭住戶數目計算。該數字由一九九六年的 1.05 戶下降至二零零六年的 1.01 戶。（表 29）

居所租住權

33. 在二零零六年，53% 的家庭住戶居住在自置物業內，而一九九六年時的比例為 44%。同期間，居住在全租單位內的家庭住戶比例，已由 45% 減至 43%。在過去十年，分租和合租的情況已較為少有，三房客的比例由一九九六年的 1.5% 大幅下降至二零零六年的 0.1%，而合租房客的比例亦由 3.4% 大幅下降至 0.8%。（表 30）

居所內的廳房數目

34. 居於私人永久性房屋的住戶其住所的廳房數目平均為 3.66，而公營租住房屋的相應數字為 2.37。上述廳房數字包括客/飯廳、睡房及其他房間，但不包括廚房及廁所。（表 31）

住房支出

35. 公營租住單位的住戶，所付月租的中位數在二零零六年為 1,390 元，而私人住宅單位（整個單位/洋房）則為 5,500 元。住在自置居所的家庭住戶，48% 有按揭或貸款。有按揭或貸款的住戶每月按揭供款及借貸還款的中位數，屬私人永久性房屋者為 9,500 元，而屬資助出售單位者為 5,200 元。（表 30、表 32 及表 33）

36. 在二零零六年，租住私人住宅單位（整個單位/洋房）家庭住戶的租金與收入比率中位數為 25%，而公營租住單位的相應數字為 13%。同時，居於

Degree of Sharing

32. The degree of sharing, which is measured by the average number of domestic households in a unit of quarters, decreased from 1.05 in 1996 to 1.01 in 2006. (Table 29)

Tenure of Accommodation

33. 53% of domestic households owned the quarters they occupied in 2006, up from 44% in 1996. The proportion of sole tenants dropped from 45% to 43% over the same period. Both sub-letting and co-letting became less common in the last decade, as reflected by a significant reduction in the proportion of sub-tenants from 1.5% in 1996 to 0.1% in 2006 and for co-tenants, from 3.4% to 0.8%. (Table 30)

Number of Rooms in the Residence

34. The number of rooms in the quarters occupied by households in private permanent housing averaged 3.66, while the corresponding number for households in public rental housing was 2.37. It should be noted that the number of rooms here includes living/dining rooms, bedrooms and other rooms, but not kitchens and toilets. (Table 31)

Housing Cost

35. The median household rent for public rental flats was \$1,390 in 2006, while that for private residential flats (whole house/flat) was \$5,500. For domestic households living in owner-occupier accommodation, 48% were with mortgage or loan. For those with mortgage or loan, the median mortgage payment and loan repayment was \$9,500 for private permanent housing and \$5,200 for subsidized sale flats. (Table 30, Table 32 and Table 33)

36. In 2006, domestic households in private residential flats (whole house / flat) had a median rent to income ratio of 25% and the corresponding figure for public rental flats was 13%. Meanwhile,

自置私人永久性房屋的家庭住戶而有按揭或貸款者，約支付其家庭住戶每月收入的 29% 於按揭供款及借貸還款。資助出售單位的相應數字則為 22%。（表 32 及表 33）

owner-occupied private permanent housing households with mortgage or loan paid 29% of their monthly household income for mortgage payment and loan repayment and the corresponding figure for subsidized sale flats was 22%. (Table 32 and Table 33)

地區特徵

Geographical Characteristics

地區分布

Geographical Distribution

37. 在過去十年，人口分布持續變動。新界仍是人口最多的地區，所佔全港人口的比例由一九九六年的 47% 上升至二零零六年的 52%。同期間，香港及九龍佔全港人口的比例持續由一九九六年的 21% 及 32% 分別下降至二零零六年的 18% 及 29%。（表 34）

37. Redistribution of the population continued during the last ten years. The New Territories still had the largest share of the population, with its share increasing from 47% in 1996 to 52% in 2006. During the period, the share of the population on Hong Kong Island and in Kowloon decreased respectively from 21% and 32% in 1996 to 18% and 29% in 2006. (Table 34)

38. 大部分新界的地區人口在過去十年均有增長。隨著大嶼山北新市鎮的發展，離島成為人口增長率最高的地區（117%），其次是西貢（105%）。九龍的九龍城及深水埗的人口均告減少。港島方面，各區的人口均有所減少。（表 34）

38. Most districts in the New Territories recorded population growth in the last ten years. Owing to the development of the North Lantau new town, the Islands District had the highest growth rate among all districts (117%), followed by Sai Kung (105%). In Kowloon, population decreased in Kowloon City and Sham Shui Po. On Hong Kong Island, the population decreased in all districts. (Table 34)

人口密度

Population Density

39. 人口密度是按每平方公里土地的平均人數計算。本港的人口密度，由一九九六年的 5 796 人增至二零零六年的 6 352 人。人口密度最高的地區是觀塘，在二零零六年，該區每平方公里平均有 52 123 人。新界各區的人口密度普遍較港九的各區人口密度為低。（表 35）

39. Population density, as measured by the number of persons per square kilometre of land area, increased from 5 796 in 1996 to 6 352 in 2006 for the territory as a whole. The most densely populated district was Kwun Tong, with a density of 52 123 persons per square kilometre in 2006. The population densities in districts in the New Territories were generally lower than those in districts on Hong Kong Island and in Kowloon. (Table 35)

年齡結構

40. 在所有區議會分區中，十五歲以下人士在人口中所佔比例以元朗的 18% 為最大，而灣仔的 11% 為最少。而在各區的人口中，六十五歲及以上人士所佔的比例以黃大仙的 18% 為最大，西貢的 8.2% 為最少。最年輕的人口年齡中位數的區議會分區是元朗，只有 35 歲，而最年長的則為黃大仙的 42 歲。（表 36）

教育

41. 約 11% 在南區的十五歲及以上人口只具學前教育程度或未受教育，其比例在所有區議會分區中為最大。在中西區和灣仔，分別有約四成的人口具專上教育程度。（表 37）

勞動人口

42. 沙田的勞動人口數目在所有區議會分區中為最多，有 326 623 人。西貢的勞動人口參與率最高，有 66%，其次為中西區的 65%。居住在香港島的工作人口每月賺取的主要職業收入較九龍及新界為多。其中以中西區的 12,500 元為最高的中位數，其次為灣仔區的 12,000 元。（表 38）

住戶

43. 在二零零六年，居住觀塘的家庭住戶是所有區議會分區中最多，有 194 178 個。西貢的家庭住戶數目增幅最為顯著，由一九九六年的 56 608 個增至二零零六年的 127 255 個，達 125%。中西區、灣仔及油尖旺的家庭住戶平均人

Age Structure

40. Among the District Council Districts, Yuen Long had the largest proportion of persons aged below 15, which recorded a figure of 18%, whereas Wan Chai had the smallest proportion of 11%. The proportion of persons aged 65 and over was the largest in Wong Tai Sin with a figure of 18%, whereas the smallest proportion of 8.2% was recorded in Sai Kung. The youngest median age of 35 was recorded in Yuen Long, while the oldest of 42 was recorded in Wong Tai Sin. (Table 36)

Education

41. About 11% of the population aged 15 and over in Southern only had education at pre-primary education level or no schooling, being the largest proportion among all District Council Districts. There were around 40% of the population in Central and Western and Wan Chai having attained education at post-secondary level. (Table 37)

Labour Force

42. The size of labour force in Sha Tin was the largest among all District Council Districts, being 326 623. Sai Kung had the highest labour force participation rate of 66%, while Central and Western came next with 65%. The working population living on Hong Kong Island earned more from their main employment than those in Kowloon and the New Territories. The median monthly income from main employment was the highest in Central and Western, being \$12,500, followed by \$12,000 in Wan Chai. (Table 38)

Households

43. There were 194 178 domestic households residing in Kwun Tong in 2006, which was the highest among all districts. The number of domestic households in Sai Kung increased most significantly by 125% from 56 608 in 1996 to 127 255 in 2006. The average household size was only 2.7 in Central

數只有 2.7 人，顯著低於全港的平均數 3.0 人。（表 39）

房屋

44. 灣仔的家庭住戶每月住戶月入中位數為 27,500 元，是全港最高，其次是中西區的 26,250 元及東區的 21,705 元。港島區的家庭住戶月入中位數較九龍及新界顯著為高。（表 40）

45. 以家庭住戶每月租金中位數及家庭住戶按揭供款及借貸還款中位數而言，香港島的住房支出較貴。灣仔的家庭住戶每月繳付的租金和按揭供款及借貸還款中位數最高，分別是 7,500 元及 12,500 元。另一方面，屯門的家庭住戶每月繳付的租金和按揭供款及借貸還款中位數最低，分別是 1,032 元及 6,000 元。（表 40）

內部遷移

46. 在過去五年，有 1 005 256 人曾作內部遷移，即佔五歲及以上人口的 15%。他們在二零零六年中期人口統計時所居住的地區（即「現住地區」），與其五年前所居住在香港的地區不同。居住地區的轉變是指（a）一區議會分區與另一區議會分區之間的遷移，或（b）在新界同一區議會分區內，一新市鎮與另一新市鎮之間的遷移，或一新市鎮與區內其他地方之間的遷移。（表 41）

47. 在五歲及以上的人口，7.7% 由五年前所居住的地區搬遷往新界的新市鎮居住。最大規模的內部遷移出現於新界區內的新市鎮與新市鎮之間，

and Western, Wan Chai and Yau Tsim Mong in 2006, substantially lower than the territory's average of 3.0. (Table 39)

Housing

44. Domestic households in Wan Chai reported the highest median household income of \$27,500, followed by \$26,250 in Central and Western and \$21,705 in Eastern. The median monthly domestic household income of domestic households on Hong Kong Island was substantially higher than those in Kowloon and the New Territories. (Table 40)

45. Housing cost was more expensive on Hong Kong Island both in terms of median monthly domestic household rent and median monthly domestic household mortgage payment and loan repayment. Domestic households in Wan Chai paid the highest amount of median monthly rent of \$7,500 and median monthly mortgage payment and loan repayment of \$12,500. On the other hand, domestic households in Tuen Mun paid the lowest amount of median monthly rent of \$1,032 and the lowest median monthly mortgage payment and loan repayment of \$6,000. (Table 40)

Internal Migration

46. Altogether 1 005 256 persons, representing 15% of the population aged 5 and over, had migrated internally in the past five years – they lived in an area in Hong Kong five years ago that was different from the one in which they were enumerated in the 2006 Population By-census (i.e. area of current residence). A change in the area of residence refers to a move (a) from a District Council District to another District Council District; or (b) within a District Council District in the New Territories, from a new town to another new town, or from a new town to other areas in the district or vice versa. (Table 41)

47. There were 7.7% of the population aged 5 and over having migrated from their area of residence 5 years ago to the new towns in the New Territories. The largest proportion of internal migration was

佔人口的 3.6%。另外 2.5% 的人口由九龍搬往新市鎮。（表 41）

48. 並無作內部遷移的人士佔五歲及以上人口的 85%。他們包括 (a) 仍居舊址、(b) 曾在同區遷居及 (c) 五年前居於香港以外地方的人士。接近 68% 的五歲及以上人口仍居於五年前的住址，11% 的人士曾在同區遷居。（表 41）

工作地點

49. 在所有工作人口中，約有 30% 在九龍工作，而在港島工作的則佔 26%。約 44% 的工作人口是在他們居住的地區內工作或是在家中工作。往其他地區工作的人口中，最大部分是在新界的新市鎮居住並在九龍區工作，這些人佔全部工作人口的 12%。另外 3.8% 的工作人口是在香港以外地方工作，他們大部分的工作地點都是中國內地。（表 42）

前赴工作地點的主要交通方式

50. 巴士是前赴工作地點最普遍的主要交通方式。約 36% 有固定工作地點的工作人口乘搭巴士上班，另有 21% 的工作人口乘搭地下鐵路上班，而步行上班的人士則佔 11%。（表 43）

上課地點

51. 於香港學校或教育機構就讀全日制課程的人士中，約有 81% 在他們居住的地區內上課。那些並非在居住地區內上課的人，大都是在新界的新市鎮居住並在九龍區上課，這些人佔在香港學

between new towns in the New Territories, accounting for 3.6% of the population. Another 2.5% destined to the new towns were originated from Kowloon. (Table 41)

48. There were 85% of the population aged 5 and over not internally migrated. They consisted of persons who (a) remained in the same address, (b) moved home within the same area of residence, and (c) lived outside Hong Kong 5 years ago. Nearly 68% of the population aged 5 and over remained in the same address as 5 years ago. Some 11% had moved home within the same area of residence. (Table 41)

Place of Work

49. About 30% of the working population worked in Kowloon and 26% worked on Hong Kong Island. Some 44% of the population worked in the same area as that of their residence or worked at home. Of persons not working in the area of their residence, those who had their place of residence in the new towns of the New Territories and their place of work in Kowloon constituted the largest proportion, accounting for 12% of the total working population. There were 3.8% of the working population working outside Hong Kong with majority of them in the mainland of China. (Table 42)

Main Mode of Transport to Place of Work

50. Bus was the most popular main mode of transport and used by almost 36% of the working population with fixed place of work in Hong Kong to travel to work. Another 21% of the working population travelled by Mass Transit Railway and 11% walked to work. (Table 43)

Place of Study

51. Among persons studying full-time courses in schools or educational institutions in Hong Kong, about 81% attended schools in the same area as that of their residence. Of those not attending schools in the area of their residence, majority of them had their

校或教育機構就讀全日制人口的 7.4%。
(表 44)

place of residence in the new towns of the New Territories and their place of study in Kowloon, accounting for 7.4% of the persons studying full-time courses in Hong Kong. (Table 44)

前赴上課地點的主要交通方式

Main Mode of Transport to Place of Study

52. 約 34% 於香港學校或教育機構就讀全日制課程的學生是步行上學的。另外 21% 及 16% 的學生分別乘搭巴士及校車 / 褸姆車上學。(表 45)

52. About 34% of the students studying full-time courses in schools or educational institutions in Hong Kong walked to school. Another 21% and 16% travelled by bus and school bus / school van to schools respectively. (Table 45)

主要統計數字

Key Statistics

53. 主要統計數字載列於第 18 頁，其中有關區議會分區選定特徵的數字，則載於第 19 頁，以方便查閱。

53. For ease of quick reference, some key statistics are listed on page 18 with selected characteristics of District Council Districts presented on page 19.

主要統計數字 Key Statistics

	1996	2001	2006
人口 Population			
人口 Population	6 412 937 ⁽¹⁾	6 708 389 ⁽¹⁾	6 864 346 ⁽¹⁾
過去五年的平均每年增長率 (百分率) Average annual growth rate over a 5-year period (%)	1.8 ⁽²⁾	0.9 ⁽¹⁾	0.4 ⁽¹⁾
年齡中位數 Median age	34	36	39
性別比率 (每千名女性的男性人數) Sex ratio (males per 1 000 females)	1 000	960	911
勞動人口 Labour Force			
勞動人口 Labour force			
男 Male	1 925 095	1 948 976	1 930 331
女 Female	1 257 402	1 489 016	1 642 053
勞動人口參與率 (百分比) Labour force participation rate (%)			
男 Male	76.6	71.9	69.2
女 Female	49.2	51.6	52.4
家庭住戶 Domestic Households			
家庭住戶數目 Number of domestic households	1 855 553	2 053 412	2 226 546
家庭住戶平均人數 Average domestic household size	3.3	3.1	3.0
家庭住戶每月收入中位數 (港元) Median monthly domestic household income (HK\$)	17,500	18,705	17,250
房屋 Housing			
有人居住的屋宇單位數目 Number of occupied quarters	1 779 418	2 013 457	2 225 103
每個屋宇單位的平均家庭住戶數目 Average number of domestic households per unit of quarters	1.05	1.02	1.01
自置居所住戶在家庭住戶總數目中所佔的比例 (百分比) Proportion of domestic households owning the quarters they occupy (%)	44.5	50.8	52.8
居於租住居所的家庭住戶租金與收入比率中位數 (百分比) Median rent to income ratio of domestic households renting the accommodation they occupy (%)	9.8	13.9	16.0
居於自置有按揭或貸款屋宇單位的家庭住戶按揭供款及借貸還款與收入比率中位數 (百分比) Median mortgage payment and loan repayment to income ratio of domestic households owning the quarters they occupy with mortgage or loan (%)	N.A.	28.1	26.6
地區分布 Geographical Distribution			
按地區劃分的人口數目 (佔全港人口的百分比) Population by Area (% of total population)			
香港島 Hong Kong Island	1 312 637 (21.1)	1 335 469 (19.9)	1 268 112 (18.5)
九龍 Kowloon	1 987 996 (32.0)	2 023 979 (30.2)	2 019 533 (29.4)
新界 New Territories	2 906 733 (46.8)	3 343 046 (49.8)	3 573 635 (52.1)
水上 Marine	10 190 (0.2)	5 895 (0.1)	3 066 (0.0)

註釋：(1) 這些數字是根據「居住人口」的方法所編製。

(2) 這數字是以人口普查 / 中期人口統計時刻的香港居民 (包括暫時不在港的居民) 的數目而編製。一九九六年中期人口統計時的人口數字以這基礎計算的為 6 217 556 人。

Notes: (1) The figures are compiled based on the "resident population" approach.

(2) The figure was compiled with respect to residents in Hong Kong at the census / by-census moment, including those who were temporarily away from Hong Kong. The population figure compiled on this basis at the 1996 Population By-census was 6 217 556.

二零零六年區議會分區選定特徵 Selected Characteristics of District Council Districts, 2006

	最高 Highest		最低 Lowest
人口 Population	沙田 Sha Tin	607 544	離島 Islands
人口密度（每平方公里內的人口數目） Population density (number of persons per km ²)	觀塘 Kwun Tong	52 123	離島 Islands
人口比例（百分比） Proportion of population (%)			
十五歲以下 Aged under 15	元朗 Yuen Long	18.0	灣仔 Wan Chai
六十五歲及以上 Aged 65 and over	黃大仙 Wong Tai Sin	17.8	西貢 Sai Kung
年齡中位數 Median age	黃大仙 Wong Tai Sin	42	元朗 Yuen Long
勞動人口參與率（百分比） Labour force participation rate (%)			
男 Male	西貢 Sai Kung	74.1	深水埗 Sham Shui Po
女 Female	中西區 Central and Western 灣仔 Wan Chai	59.1	黃大仙 Wong Tai Sin
家庭住戶數目 Number of domestic households	觀塘 Kwun Tong	194 178	離島 Islands
家庭住戶平均人數 Average domestic household size	南區 Southern	3.2	中西區 Central and Western 灣仔 Wan Chai 油尖旺 Yau Tsim Mong

人口數目及結構

Population Size and Structure

人口數目

Population Size

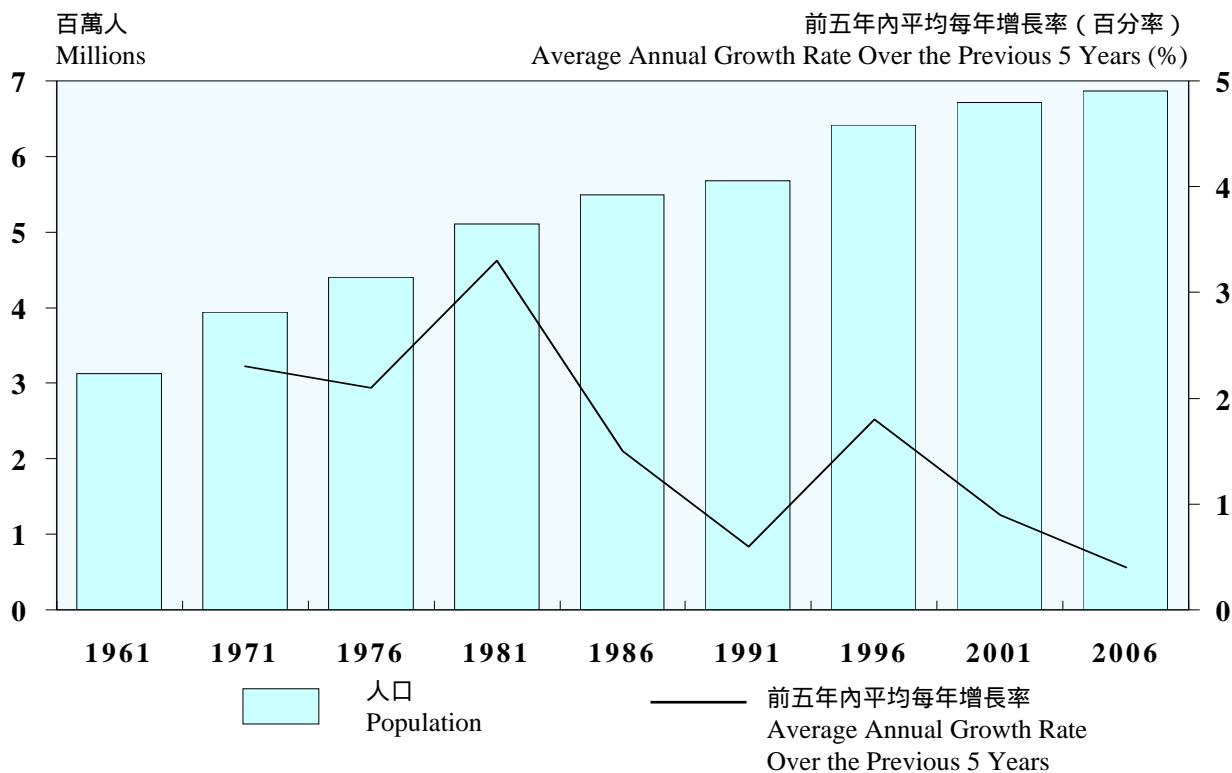
表 1 二零零六年居港人口及點算時刻在港人數
Table 1 The Hong Kong Resident Population and Persons Present in Hong Kong at the Reference Moment, 2006

類別 Category	居港人口 Hong Kong Resident Population	點算時刻在港人數 Persons Present in Hong Kong at the Reference Moment
常住居民 Usual Residents		
點算時刻在港 Present in Hong Kong at the reference moment	6 416 124	6 416 124
點算時刻不在港 Absent from Hong Kong at the reference moment	229 096	..
小計 Sub-total	6 645 220	6 416 124
流動居民 Mobile Residents		
點算時刻在港 Present in Hong Kong at the reference moment	43 632	43 632
點算時刻不在港 Absent from Hong Kong at the reference moment	175 494	..
小計 Sub-total	219 126	43 632
短暫留港的香港永久性居民 ⁽¹⁾ Short-stay Hong Kong Permanent Residents ⁽¹⁾	..	21 460
旅客 Transients	..	271 458
總計 Total	6 864 346	6 752 674

註釋：(1) 「短暫留港的香港永久性居民」是指在點算時刻之前及之後的六個月內，在港逗留少於一個月的香港永久性居民。這個組別的人士並不屬於居港人口。

Note: (1) "Short-stay Hong Kong Permanent Residents" refer to those who have stayed in Hong Kong for less than one month in the six months both before and after the reference moment. It should be noted that this group of people is not counted as part of Hong Kong Resident Population.

圖 1 一九六一年至二零零六年的人口及平均每年增長率
Chart 1 Population and Average Annual Growth Rate, 1961 - 2006



	1961	1971	1976	1981	1986	1991	1996	2001	2006
人口 Population	3 129 648 ⁽¹⁾	3 936 630 ⁽¹⁾	4 402 990 ⁽¹⁾	5 109 812 ⁽²⁾	5 495 488 ⁽³⁾	5 674 114 ⁽⁴⁾	6 412 937 ⁽⁵⁾	6 708 389 ⁽⁵⁾	6 864 346 ⁽⁵⁾
淨增長 Net increase	..	806 982 ⁽⁶⁾	466 360	706 822	385 676	178 626	543 442 ⁽⁸⁾	295 452 ⁽⁵⁾	155 957 ⁽⁵⁾
前五年內 平均每年增長率 (百分率) Average annual growth rate over the pervious 5 years (%)	..	2.3 ⁽⁷⁾	2.1	3.3	1.5	0.6	1.8 ⁽⁸⁾	0.9 ⁽⁵⁾	0.4 ⁽⁵⁾

註釋：(1) 一九六一年二 / 三月間進行的人口普查、一九七一年二 / 三月間進行的人口普查及一九七六年七 / 八月間進行的中期人口統計的香港人口數字，並不包括暫時不在港的居民。
(2) 該數字包括在一九八一年三月進行的人口普查時暫時不在港的 123 252 名居民。
(3) 該數字包括在一九八六年三月進行的中期人口統計時暫時不在港的 99 491 名居民。
(4) 該數字包括在一九九一年三月進行的人口普查時暫時不在港的 151 833 名居民。
(5) 這些數字是根據「居住人口」的方法所編製。
(6) 這數字是指前十年內的淨增長。
(7) 這數字是指前十年內平均每年增長率。
(8) 這些數字是指人口普查 / 中期人口統計時刻的香港居民 (包括暫時不在港的居民) 的數目編製。一九九六年中期人口統計時的人口數字以這基礎計算的為 6 217 556 人。

Notes : (1) The Hong Kong population figures of the 1961 Population Census conducted in February/March 1961, the 1971 Population Census conducted in February/March 1971 and the 1976 Population By-census conducted in July/August 1976 did not include residents temporarily away from Hong Kong.
(2) The figure includes 123 252 residents temporarily away from Hong Kong at the time of the 1981 Census conducted in March 1981.
(3) The figure includes 99 491 residents temporarily away from Hong Kong at the time of the 1986 By-census conducted in March 1986.
(4) The figure includes 151 833 residents temporarily away from Hong Kong at the time of the 1991 Census conducted in March 1991.
(5) The figures are compiled based on the "resident population" approach.
(6) The figure refers to net increase over the previous 10 years.
(7) The figure refers to average annual growth rate over the previous 10 years.
(8) The figures refer to residents in Hong Kong at the census / by-census moment, including those who were temporarily away from Hong Kong. The population figure compiled on this basis at the 1996 Population By-census was 6 217 556.

年齡及性別結構

Age and Sex Structure

表 2 一九九六年、二零零一年及二零零六年按性別及年齡組別劃分的人口
Table 2 Population by Sex and Age Group, 1996, 2001 and 2006

性別 Sex	年齡組別 Age Group	1996		2001		2006	
		數目 Number	百分比 %	數目 Number	百分比 %	數目 Number	百分比 %
男 Male							
	0 - 14	596 253	19.2	574 357	17.5	484 551	14.8
	15 - 24	440 644	14.2	456 639	13.9	448 203	13.7
	25 - 34	557 348	17.9	499 492	15.2	462 725	14.1
	35 - 44	591 393	19.0	650 455	19.8	552 844	16.9
	45 - 54	366 214	11.8	489 891	14.9	588 250	18.0
	55 - 64	273 433	8.8	269 326	8.2	342 971	10.5
	65+	282 822	9.1	345 184	10.5	393 412	12.0
	小計 Sub-total	3 108 107	100.0	3 285 344	100.0	3 272 956	100.0
女 Female							
	0 - 14	554 785	17.8	535 060	15.6	455 124	12.7
	15 - 24	428 867	13.8	463 806	13.5	460 802	12.8
	25 - 34	631 076	20.3	609 037	17.8	589 401	16.4
	35 - 44	587 129	18.9	710 032	20.7	696 011	19.4
	45 - 54	317 355	10.2	470 526	13.7	605 538	16.9
	55 - 64	243 504	7.8	232 716	6.8	325 130	9.1
	65+	346 733	11.2	401 868	11.7	459 384	12.8
	小計 Sub-total	3 109 449	100.0	3 423 045	100.0	3 591 390	100.0
合計 Both sexes							
	0 - 14	1 151 038	18.5	1 109 417	16.5	939 675	13.7
	15 - 24	869 511	14.0	920 445	13.7	909 005	13.2
	25 - 34	1 188 424	19.1	1 108 529	16.5	1 052 126	15.3
	35 - 44	1 178 522	19.0	1 360 487	20.3	1 248 855	18.2
	45 - 54	683 569	11.0	960 417	14.3	1 193 788	17.4
	55 - 64	516 937	8.3	502 042	7.5	668 101	9.7
	65+	629 555	10.1	747 052	11.1	852 796	12.4
	總計 Total	6 217 556	100.0	6 708 389	100.0	6 864 346	100.0
				年齡中位數 Median Age			
男 Male			34		36		39
女 Female			34		36		39
合計 Both sexes			34		36		39

圖 2 一九九六年、二零零一年及二零零六年的人口金字塔
 Chart 2 Population Pyramids, 1996, 2001 and 2006

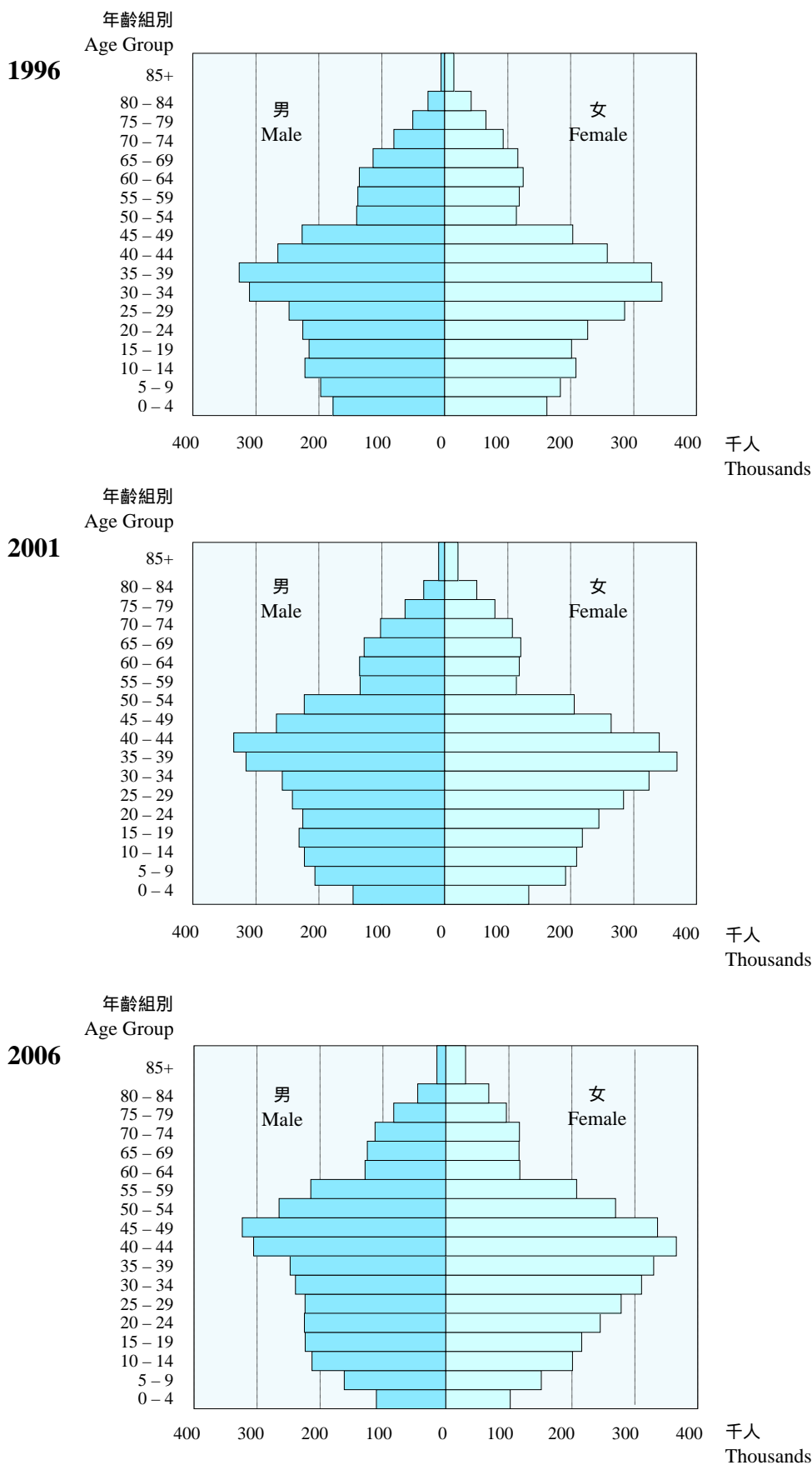


表 3 一九九六年、二零零一年及二零零六年的撫養比率
Table 3 Dependency Ratios, 1996, 2001 and 2006

撫養比率 Dependency Ratio	1996	2001	2006
少年兒童撫養比率 ⁽¹⁾ Child dependency ratio ⁽¹⁾	259	229	185
老年撫養比率 ⁽²⁾ Elderly dependency ratio ⁽²⁾	142	154	168
總撫養比率 ⁽³⁾ Overall dependency ratio ⁽³⁾	401	383	353

註釋：(1) 十五歲以下人口數目與每千名十五至六十四歲人口相對的比率。

(2) 六十五歲及以上人口數目與每千名十五至六十四歲人口相對的比率。

(3) 十五歲以下和六十五歲及以上人口數目與每千名十五至六十四歲人口相對的比率。

Notes : (1) The number of persons aged under 15 per 1 000 persons aged between 15-64.

(2) The number of persons aged 65 and over per 1 000 persons aged between 15-64.

(3) The number of persons aged under 15 and aged 65 and over per 1 000 persons aged between 15-64.

表 4 一九九六年、二零零一年及二零零六年按年齡組別劃分的性別比率
Table 4 Sex Ratios by Age Group, 1996, 2001 and 2006

年齡組別 Age Group	性別比率 ⁽¹⁾ Sex Ratio ⁽¹⁾		
	1996	2001	2006
0 - 14	1 075	1 073	1 065
15 - 24	1 027	985	973
25 - 34	883	820	785
35 - 44	1 007	916	794
45 - 54	1 154	1 041	971
55 - 64	1 123	1 157	1 055
65+	816	859	856
合計 Overall	1 000	960	911

註釋：(1) 在各年齡組別中，男性數目與每千名女性相對的比率。

Note: (1) The number of males per 1 000 females in the respective age group.

其他人口特徵

Other Demographic Characteristics

婚姻狀況

Marital Status

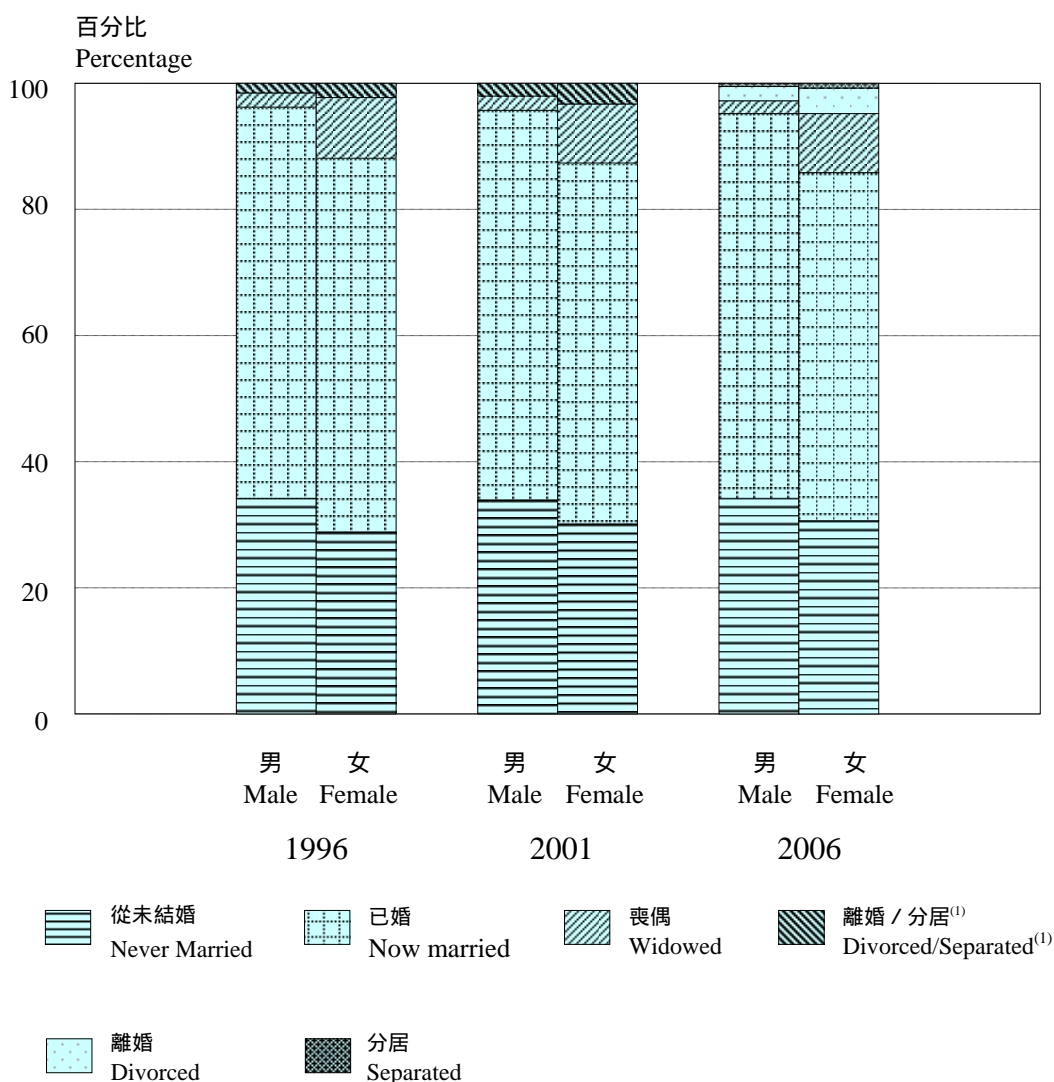
表 5 一九九六年、二零零一年及二零零六年按性別及婚姻狀況劃分的十五歲及以上人口
Table 5 Population Aged 15 and Over by Sex and Marital Status, 1996, 2001 and 2006

性別及婚姻狀況 Sex and Marital Status	1996		2001		2006	
	數目 Number	百分比 %	數目 Number	百分比 %	數目 Number	百分比 %
男						
Male						
從未結婚 Never married	858 341	34.2	918 722	33.9	956 281	34.3
已婚 Now married	1 557 211	62.0	1 673 786	61.7	1 694 583	60.8
喪偶 Widowed	55 338	2.2	60 996	2.2	60 378	2.2
離婚 ⁽¹⁾ Divorced ⁽¹⁾	40 964	1.6	57 483	2.1	63 877	2.3
分居 ⁽¹⁾ Separated ⁽¹⁾					13 286	0.5
總計 Total	2 511 854	100.0	2 710 987	100.0	2 788 405	100.0
女						
Female						
從未結婚 Never married	737 926	28.9	868 797	30.1	964 241	30.7
已婚 Now married	1 515 574	59.3	1 651 696	57.2	1 729 412	55.1
喪偶 Widowed	244 866	9.6	272 626	9.4	295 491	9.4
離婚 ⁽¹⁾ Divorced ⁽¹⁾	56 298	2.2	94 866	3.3	125 686	4.0
分居 ⁽¹⁾ Separated ⁽¹⁾					21 436	0.7
總計 Total	2 554 664	100.0	2 887 985	100.0	3 136 266	100.0

註釋：(1) 在一九九六年中期人口統計及二零零一年人口普查時，沒有「離婚」及「分居」的獨立統計數字。

Note: (1) Separate figures were not available for "Divorced" and "Separated" in the 1996 Population By-census and the 2001 Population Census.

圖 3 一九九六年、二零零一年及二零零六年按性別及婚姻狀況劃分的十五歲及以上人口分布
Chart 3 Distribution of Population Aged 15 and Over by Sex and Marital Status, 1996, 2001 and 2006



註釋：(1) 在一九九六年中期人口統計及二零零一年人口普查時，沒有「離婚」及「分居」的獨立統計數字。

Note: (1) Separate figures were not available for “Divorced” and “Separated” in the 1996 Population By-census and the 2001 Population Census.

表 6 一九九六年、二零零一年及二零零六年按性別及年齡組別劃分的十五至四十四歲從未結婚的人口比例
Table 6 Proportion of Never Married Population Aged 15 - 44 by Sex and Age Group, 1996, 2001 and 2006

性別 Sex	年齡組別 Age Group	從未結婚的人口比例 (百分比) Proportion of Never Married Population (%)		
		1996	2001	2006
男 Male	15 - 19	99.2	99.7	99.7
	20 - 24	94.0	95.5	97.2
	25 - 29	70.9	75.5	81.4
	30 - 34	38.3	44.1	49.5
	35 - 39	18.2	23.2	29.2
	40 - 44	10.1	11.7	18.2
女 Female	15 - 19	98.3	99.3	99.6
	20 - 24	85.3	89.2	92.4
	25 - 29	52.0	59.7	67.7
	30 - 34	26.5	31.2	35.0
	35 - 39	14.6	18.8	22.6
	40 - 44	9.0	12.2	16.5

出生地點 Place of Birth

表 7 一九九六年、二零零一年及二零零六年按出生地點劃分的人口
Table 7 Population by Place of Birth, 1996, 2001 and 2006

出生地點 Place of Birth	1996		2001		2006	
	數目 Number	百分比 %	數目 Number	百分比 %	數目 Number	百分比 %
香港 Hong Kong	3 749 332	60.3	4 004 894	59.7	4 138 844	60.3
中國(香港除外) China (other than Hong Kong)	2 096 511	33.7	2 263 571	33.7	2 298 956	33.5
其他地方 Elsewhere	371 713	6.0	439 924	6.6	426 546	6.2
總計 Total	6 217 556	100.0	6 708 389	100.0	6 864 346	100.0

國籍 Nationality

表 8 一九九六年、二零零一年及二零零六年按國籍⁽¹⁾劃分的人口
Table 8 Population by Nationality⁽¹⁾, 1996, 2001 and 2006

國籍 Nationality	1996		2001		2006	
	數目 Number	百分比 %	數目 Number	百分比 %	數目 Number	百分比 %
中國 Chinese						
永久居留地是香港 Place of domicile - Hong Kong	5 623 467	90.4	6 261 864	93.3	6 374 211	92.9
永久居留地不是香港 Place of domicile - other than Hong Kong	64 717	1.0	76 898	1.1	86 062	1.3
菲律賓 Filipino	120 730	1.9	143 662	2.1	115 349	1.7
印尼 Indonesian	22 057	0.4	54 629	0.8	110 576	1.6
英國 British	175 395	2.8	25 418	0.4	24 990	0.4
印度 ⁽²⁾ Indian ⁽²⁾	20 955	0.3	16 481	0.2	17 782	0.3
巴基斯坦、孟加拉及斯里蘭卡 ⁽²⁾ Pakistani, Bangladeshi and Sri-Lankan ⁽²⁾			12 161	0.2	12 181	0.2
泰國 Thai	15 993	0.3	14 791	0.2	16 151	0.2
尼泊爾 ⁽³⁾ Nepalese ⁽³⁾	N.A.	N.A.	12 379	0.2	15 845	0.2
日本 Japanese	19 010	0.3	14 715	0.2	13 887	0.2
美國 American	28 946	0.5	14 379	0.2	13 608	0.2
加拿大 Canadian	32 515	0.5	11 862	0.2	11 976	0.2
其他 Others	93 771	1.5	49 150	0.7	51 728	0.8
總計 Total	6 217 556	100.0	6 708 389	100.0	6 864 346	100.0

- 註釋：(1) 根據中華人民共和國國籍法，凡在中國內地或香港出生，並具有中國血統的香港居民及前居民，都視為中國籍。故二零零一年人口普查及二零零六年中期人口統計的國籍分類，與一九九六年中期人口統計的不同。有部分人士在一九九六年中期人口統計時分類為非中國籍，而在二零零一年人口普查及二零零六年中期人口統計時則分類為「中國」。在本表內，有關人口國籍的數據，在可行情況下，已根據二零零一年人口普查及二零零六年中期人口統計時國籍的定義重新組合，以便在較一致的基礎作出比較。
- (2) 在一九九六年中期人口統計時，這些受訪者包括在「印度、巴基斯坦、孟加拉及斯里蘭卡」內，故此沒有它們的獨立統計數字。
- (3) 在一九九六年中期人口統計時，這些受訪者包括在「其他亞洲及大洋洲國家」內，故此沒有它們的獨立統計數字。

- Notes : (1) Under the Nationality Law of the People's Republic of China, Hong Kong residents and former residents who are of Chinese descent and born in the mainland of China or Hong Kong are of Chinese nationality. The classification of nationality in the 2001 Population Census and the 2006 Population By-census is hence different from that of the 1996 Population By-census. A certain proportion of persons classified as non-Chinese in the 1996 Population By-census had been classified as "Chinese" in the 2001 Population Census and the 2006 Population By-census. In this table, data related to nationality have been compiled using the classification adopted in the 2001 Population Census and the 2006 Population By-census, where possible, to facilitate comparison on a more compatible basis.
- (2) These respondents were grouped under "Indian, Pakistani, Bangladeshi and Sri-Lankan" in the 1996 Population By-census. Hence no separate figures were available.
- (3) These respondents were grouped under "Other Asian and Oceanian countries" in the 1996 Population By-census. Hence no separate figures were available.

種族 Ethnicity

表 9 二零零一年及二零零六年按種族劃分的人口
Table 9 Population by Ethnicity, 2001 and 2006

種族 Ethnicity	2001		2006	
	數目 Number	百分比 %	數目 Number	百分比 %
華人 Chinese	6 364 439	94.9	6 522 148	95.0
菲律賓人 Filipino	142 556	2.1	112 453	1.6
印尼人 Indonesian	50 494	0.8	87 840	1.3
白人 White	46 584	0.7	36 384	0.5
印度人 Indian	18 543	0.3	20 444	0.3
尼泊爾人 Nepalese	12 564	0.2	15 950	0.2
日本人 Japanese	14 180	0.2	13 189	0.2
泰國人 Thai	14 342	0.2	11 900	0.2
巴基斯坦人 Pakistani	11 017	0.2	11 111	0.2
其他亞洲人 Other Asian	12 835	0.2	12 663	0.2
其他 Others	20 835	0.3	20 264	0.3
總計 Total	6 708 389	100.0	6 864 346	100.0

在港居住年期

Duration of Residence in Hong Kong

表 10 一九九六年、二零零一年及二零零六年按在港居住年期及出生地點劃分的人口
Table 10 Population by Duration of Residence in Hong Kong and Place of Birth, 1996, 2001 and 2006

居住年期 (年) Duration of Residence (Year)	出生地點 Place of Birth							
	香港 Hong Kong		中國(香港除外) China (other than Hong Kong)		其他地方 Elsewhere		總計 Total	
	數目 Number	百分比 %	數目 Number	百分比 %	數目 Number	百分比 %	數目 Number	百分比 %
1996								
< 1	61 442	1.0	33 889	0.5	53 389	0.9	148 720	2.4
1 - 3	205 720	3.3	105 094	1.7	122 644	2.0	433 458	7.0
4 - 6	207 302	3.3	99 313	1.6	63 104	1.0	369 719	5.9
7 - 9	211 822	3.4	91 806	1.5	21 655	0.3	325 283	5.2
10+	3 063 046	49.3	1 766 409	28.4	110 921	1.8	4 940 376	79.5
總計 Total	3 749 332	60.3	2 096 511	33.7	371 713	6.0	6 217 556	100.0
2001								
< 1	55 817	0.8	52 879	0.8	56 197	0.8	164 893	2.5
1 - 3	159 018	2.4	139 369	2.1	101 037	1.5	399 424	6.0
4 - 6	205 365	3.1	148 146	2.2	78 107	1.2	431 618	6.4
7 - 9	207 967	3.1	94 693	1.4	53 847	0.8	356 507	5.3
10+	3 376 727	50.3	1 828 484	27.3	150 736	2.2	5 355 947	79.8
總計 Total	4 004 894	59.7	2 263 571	33.7	439 924	6.6	6 708 389	100.0
2006								
< 1	47 494	0.7	40 314	0.6	43 123	0.6	130 931	1.9
1 - 3	121 903	1.8	101 535	1.5	87 590	1.3	311 028	4.5
4 - 6	146 525	2.1	138 873	2.0	62 698	0.9	348 096	5.1
7 - 9	175 183	2.6	152 856	2.2	44 649	0.7	372 688	5.4
10+	3 647 739	53.1	1 865 378	27.2	188 486	2.7	5 701 603	83.1
總計 Total	4 138 844	60.3	2 298 956	33.5	426 546	6.2	6 864 346	100.0

語言 / 方言 Language/Dialect

表 11 一九九六年、二零零一年及二零零六年按慣用語言劃分的五歲及以上人口⁽¹⁾
Table 11 Population⁽¹⁾ Aged 5 and Over by Usual Language, 1996, 2001 and 2006

慣用語言 Usual Language	1996		2001		2006	
	數目 Number	百分比 %	數目 Number	百分比 %	數目 Number	百分比 %
廣州話 Cantonese	5 196 240	88.7	5 726 972	89.2	6 030 960	90.8
普通話 Putonghua	65 892	1.1	55 410	0.9	60 859	0.9
其他中國方言 Other Chinese Dialects	340 222	5.8	352 562	5.5	289 027	4.4
英語 English	184 308	3.1	203 598	3.2	187 281	2.8
其他 Others	73 879	1.3	79 197	1.2	72 217	1.1
總計 Total	5 860 541	100.0	6 417 739	100.0	6 640 344	100.0

註釋：(1) 這些數字不包括失去語言能力的人士。

Note: (1) The figures exclude mute persons.

表 12 一九九六年、二零零一年及二零零六年五歲及以上人口⁽¹⁾能說選定語言 / 方言的比例
Table 12 Proportion of Population⁽¹⁾ Aged 5 and Over Able to Speak Selected Languages/Dialects, 1996, 2001 and 2006

語言 / 方言 Language/Dialect	五歲及以上人口 ⁽¹⁾ 的比例 (百分比) Proportion of Population ⁽¹⁾ Aged 5 and Over (%)								
	作為慣用語言 As the Usual Language			作為其他語言 / 方言 As Another Language/Dialect			總計 Total		
	1996	2001	2006	1996	2001	2006	1996	2001	2006
廣州話 Cantonese	88.7	89.2	90.8	6.6	6.8	5.7	95.2	96.1	96.5
英語 English	3.1	3.2	2.8	34.9	39.8	41.9	38.1	43.0	44.7
普通話 Putonghua	1.1	0.9	0.9	24.2	33.3	39.2	25.3	34.1	40.2
客家 Hakka	1.2	1.3	1.1	3.6	3.8	3.6	4.9	5.1	4.7
潮州話 Chiu Chau	1.1	1.0	0.8	3.9	3.8	3.2	5.0	4.8	3.9
福建話 (包括台灣話) Fukien (including Taiwanese)	1.9	1.7	1.2	2.0	2.3	2.1	3.9	3.9	3.4
印尼語 Indonesian (Bahasa Indonesia)	0.2	0.2	0.1	0.7	1.2	1.5	0.9	1.3	1.7
菲律賓語 Filipino (Tagalog)	0.2	0.2	0.1	1.6	1.7	1.3	1.8	1.9	1.4
日本語 Japanese	0.3	0.2	0.2	1.0	1.2	1.1	1.2	1.4	1.2
上海話 Shanghainese	0.5	0.4	0.3	1.1	1.1	0.9	1.6	1.5	1.2

註釋：(1) 這些數字不包括失去語言能力的人士。

Note: (1) The figures exclude mute persons.

教育 Education

教育程度

Educational Attainment

表 13 一九九六年、二零零一年及二零零六年按教育程度（最高就讀程度）劃分的十五歲及以上人口
Table 13 Population Aged 15 and Over by Educational Attainment (Highest Level Attended), 1996, 2001 and 2006

教育程度 Educational Attainment	1996		2001		2006	
	數目 Number	百分比 %	數目 Number	百分比 %	數目 Number	百分比 %
未受教育 / 學前教育 No schooling / Pre-primary	480 852	9.5	469 939	8.4	423 310	7.1
小學 Primary	1 146 882	22.6	1 148 273	20.5	1 084 112	18.3
初中 Lower Secondary	958 245	18.9	1 060 489	18.9	1 124 583	19.0
高中 Upper Secondary	1 403 211	27.7	1 473 681	26.3	1 579 774	26.7
預科 Sixth Form	308 808 ⁽¹⁾	6.1 ⁽¹⁾	528 090 ⁽¹⁾	9.4 ⁽¹⁾	351 419	5.9
專上教育 Post-secondary						
文憑 / 證書課程 Diploma / Certificate	} 243 004 ⁽²⁾	} 4.8 ⁽²⁾	} 209 878 ⁽²⁾	} 3.7 ⁽²⁾	212 714	3.6
副學位課程 Sub-degree course					234 175	4.0
學位課程 Degree course	525 516	10.4	708 622	12.7	914 584	15.4
總計 Total	5 066 518	100.0	5 598 972	100.0	5 924 671	100.0

註釋：(1) 這些數字包括於一九九六年中期人口統計同等教育程度（最高就讀程度）的「技術員」（其他專上教育以外的進修課程）及於二零零一年人口普查的「專業教育學院／前理工學院／商科學校／職業訓練局的證書／文憑課程」。

(2) 在一九九六年中期人口統計及二零零一年人口普查時，這些數字包括所有最高就讀教育程度為各類證書／文憑／副學士／院士銜或同等課程（註釋 1 所列明的課程除外）的人士，故此沒有它們的獨立統計數字。

Notes: (1) The figures include the equivalent educational attainment (highest level attended) of “Technician level (other further non-advance education)” in the 1996 Population By-census and “Diploma / Certificate courses in Institute of Vocational Education / former Polytechnics / commercial schools / industrial training centres of Vocational Training Council” in the 2001 Population Census.

(2) The figures include all persons with the educational attainment (highest level attended) at different types of diploma / certificate courses, associateship courses or equivalent courses (except those courses specified in Note 1) in the 1996 Population By-census and the 2001 Population Census, and no separate figures were available.

圖 4 一九九六年、二零零一年及二零零六年按教育程度（最高就讀程度）劃分的十五歲及以上人口分布

Chart 4 Distribution of Population Aged 15 and Over by Educational Attainment (Highest Level Attended), 1996, 2001 and 2006

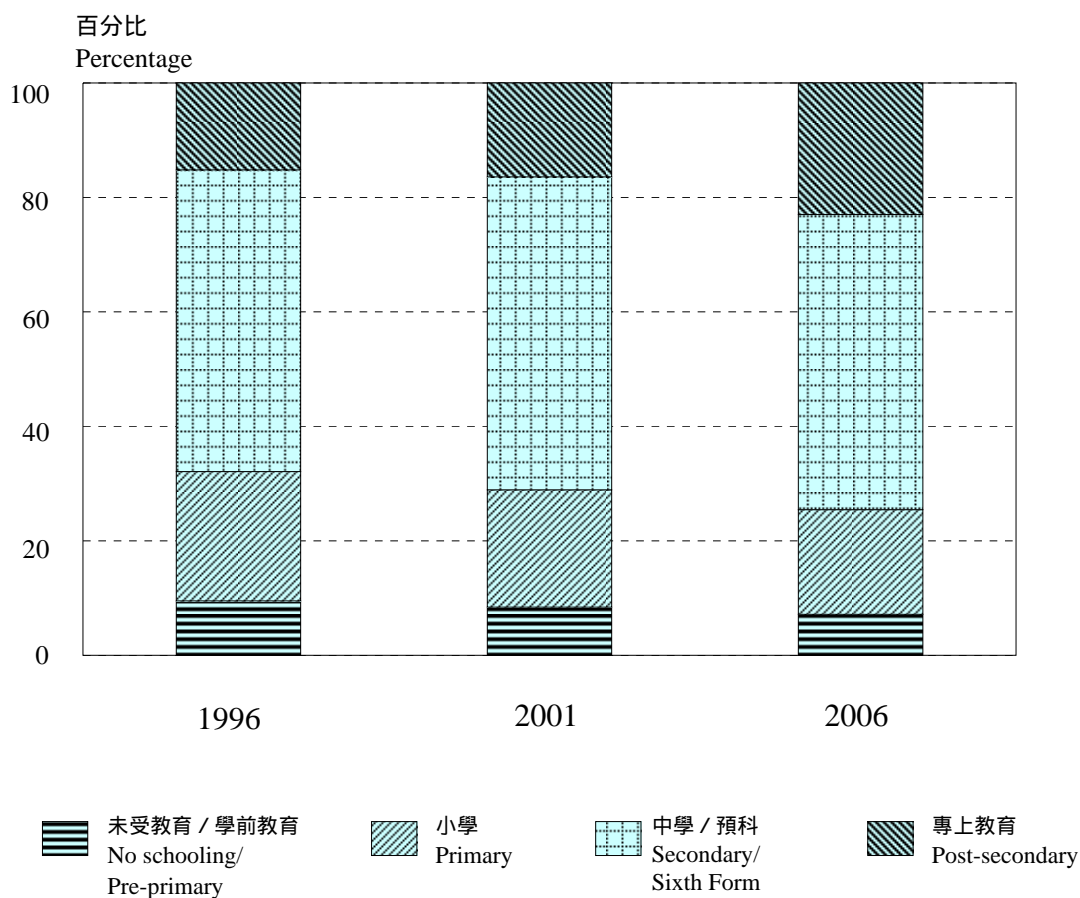


表 14 二零零一年及二零零六年按教育程度（最高完成程度）劃分的十五歲及以上人口
Table 14 Population Aged 15 and Over by Educational Attainment (Highest Level Completed), 2001 and 2006

教育程度 Educational Attainment	2001		2006	
	數目 Number	百分比 %	數目 Number	百分比 %
未受教育 / 學前教育 ⁽¹⁾ No schooling / Pre-primary ⁽¹⁾	1 024 829	18.3	928 648	15.7
小學 ⁽²⁾ Primary ⁽²⁾	1 035 386	18.5	1 017 576	17.2
初中 ⁽³⁾ Lower Secondary ⁽³⁾	949 313	17.0	1 023 044	17.3
高中 ⁽⁴⁾ Upper Secondary ⁽⁴⁾	1 353 765	24.2	1 470 377	24.8
預科 ⁽⁵⁾ Sixth Form ⁽⁵⁾	483 652	8.6	366 424	6.2
專上教育 Post-secondary				
文憑 / 證書課程 Diploma / Certificate	}	2.9 ⁽⁶⁾	170 524	2.9
副學位課程 Sub-degree course			180 822	3.1
學位課程 Degree course			587 323	10.5
總計 Total	5 598 972	100.0	5 924 671	100.0

註釋：(1) 這些數字包括所有未受教育或已完成學前教育、小一至小五課程但 (a) 並未完成或 (b) 沒有接受小六課程的人士。

(2) 這些數字包括所有已完成小六至中二課程但 (a) 並未完成或 (b) 沒有接受中三課程的人士。

(3) 這些數字包括所有已完成中三至中四課程但 (a) 並未完成或 (b) 沒有接受中五課程的人士。

(4) 這些數字包括所有已完成中五課程但 (a) 並未完成或 (b) 沒有接受預科課程的人士，亦包括已完成「工藝程度」的人士。

Notes: (1) The figures include all persons with no schooling or who have completed Pre-primary, Primary 1 to Primary 5 education but (a) have not completed or (b) have not attended Primary 6 education.

(2) The figures include all persons who have completed Primary 6 to Secondary 2 education but (a) have not completed or (b) have not attended Secondary 3 education.

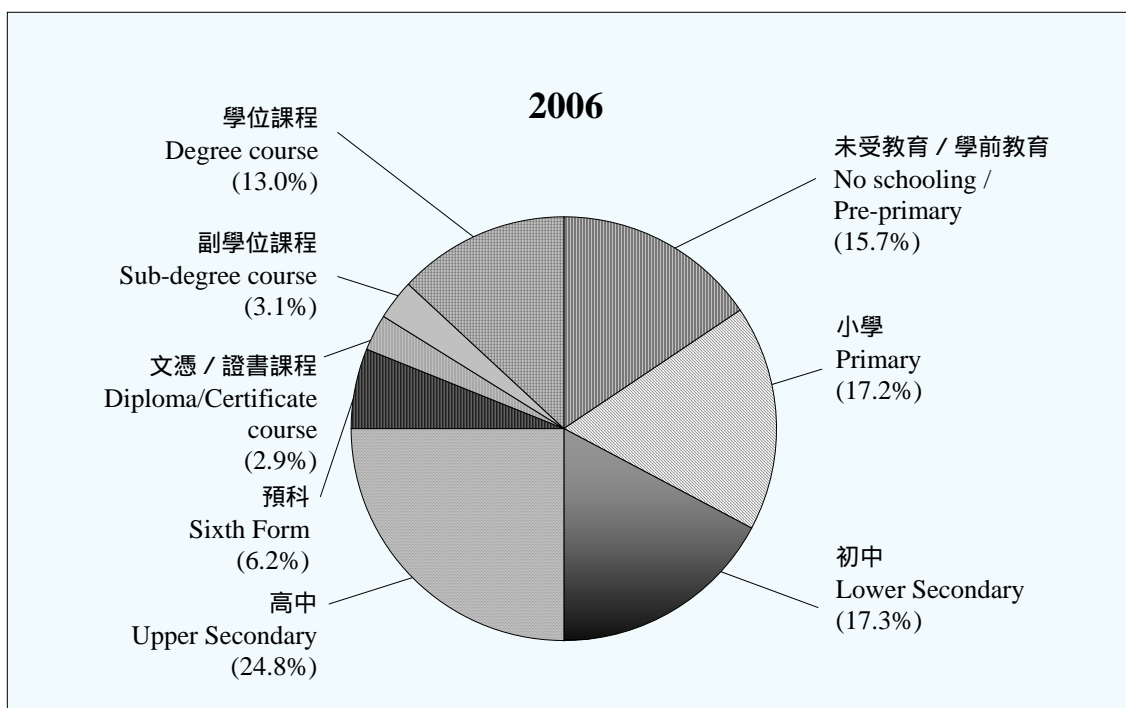
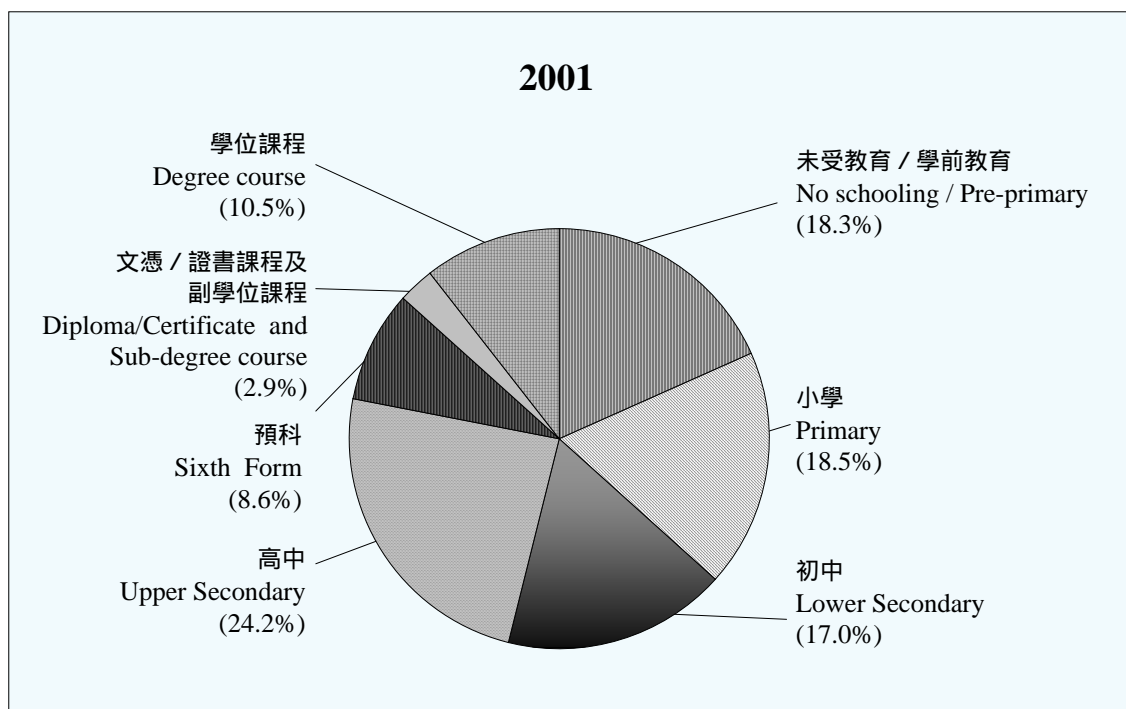
(3) The figures include all persons who have completed Secondary 3 to Secondary 4 education but (a) have not completed or (b) have not attended Secondary 5 education.

(4) The figures include all persons who have completed Secondary 5 education but (a) have not completed or (b) have not attended Sixth Form education. Persons who have completed the "Craft level" are also included.

- (5) 這些數字包括所有已完成預科課程但 (a) 並未完成或 (b) 沒有接受專上教育的人士，亦包括於二零零一年人口普查時已完成「專業教育學院／前理工學院／商科學校／職業訓練局的證書／文憑課程」的人士。
- (6) 這些數字包括所有於二零零一年人口普查時已完成各類證書／文憑／副學士／院士銜或同等課程 (註釋 5 所列明的課程除外)，故此沒有它們的獨立數字。

- (5) The figures include all persons who have completed Sixth Form education but (a) have not completed or (b) have not attended Post-secondary education. Persons who have completed the “Diploma / certificate courses in Institute of Vocational Education / former Polytechnics / commercial schools / industrial training courses of Vocational Training Council” in the 2001 Population Census are also included.
- (6) The figures include all persons who have completed the different types of diploma / certificate courses, associateship courses or equivalent course (except those courses specified in Note 5) in the 2001 Population Census, and no separate figures were available.

圖 5 二零零一年及二零零六年按教育程度（最高完成程度）劃分的十五歲及以上人口分布
Chart 5 Distribution of Population Aged 15 and Over by Educational Attainment (Highest Level Completed), 2001 and 2006



就學狀況

School Attendance

表 15 一九九六年、二零零一年及二零零六年按年齡組別劃分的三至十八歲人口就學比率⁽¹⁾
Table 15 School Attendance Rates⁽¹⁾ of Population Aged 3 - 18 by Age Group, 1996, 2001 and 2006

年齡組別 Age Group	就學比率 (百分比) ⁽¹⁾ School Attendance Rate (%) ⁽¹⁾		
	1996	2001	2006
3 - 5	95	95	89 ⁽²⁾
6 - 11	100	100	100
12 - 16	96	97	99
17 - 18	64	71	83

註釋：(1) 在各年齡組別中，就讀全日制學校或教育機構的人數佔該年齡組別總人數的百分比。

(2) 與分別以該年三月作點算時刻的一九九六年年中期人口統計及二零零一年人口普查不同，二零零六年中期人口統計的點算時刻在七月中，而有關教育特徵的數據乃根據在二零零六年上半年的情況作訪問。故此，在二零零六年七月中剛滿三歲的兒童可能因學期初還未達入學年齡的最低要求而在二零零六年上半年仍未入讀學前教育。

Notes: (1) The percentage of population attending full-time schools or educational institutions in the respective age groups.

(2) Being different from the 1996 Population By-census and the 2001 Population Census with the reference moment at mid-March of the respective years, the reference moment for the 2006 Population By-census was at mid-July, while data related to educational characteristics were enquired with reference to the first half of 2006. Hence, children just reaching age 3 in July 2006 might not be attending pre-primary education in the first half of 2006 as they had not yet reached the minimum age for entrance at the beginning of the school term.

修讀科目 Field of Education

表 16 一九九六年、二零零一年及二零零六年按修讀科目劃分的曾受專上教育人口⁽¹⁾
Table 16 Population with Post-secondary Education⁽¹⁾ by Field of Education, 1996, 2001 and 2006

修讀科目 Field of Education	1996		2001		2006	
	數目 Number	百分比 %	數目 Number	百分比 %	數目 Number	百分比 %
商科課程 Business and commercial studies	197 542	25.7	263 783	28.7	439 085	32.3
文學及社會科學 Arts and social science	142 146	18.5	172 275	18.8	239 806	17.6
機械、電機、電子及輪機工程 Mechanical, electrical, electronic and marine engineering	90 778	11.8	81 919	8.9	123 089	9.0
電腦課程 Computer studies	43 479	5.7	76 615	8.3	106 668	7.8
建築及營造工程 Architecture and construction engineering	55 280	7.2	66 276	7.2	101 717	7.5
醫療衛生課程 Medical and health related studies	52 120	6.8	59 092	6.4	86 225	6.3
純科學 Pure science	52 095	6.8	64 227	7.0	78 050	5.7
教育 Education	46 815	6.1	48 968	5.3	46 052	3.4
紡織、設計及其他工業技術 Textile, design and other industrial technology	27 566	3.6	12 757	1.4	27 175	2.0
其他科目 Other fields	60 699	7.9	72 588	7.9	113 606	8.3
總計 Total	768 520	100.0	918 500	100.0	1 361 473	100.0

註釋：(1) 這些數字指教育程度（最高就讀程度）為「專上教育」的人士。

Note: (1) The figures refer to persons with education attainment (highest level attended) as "Post-secondary Education".

勞動人口 Labour Force

勞動人口數目及結構 Labour Force Size and Structure

表 17 一九九六年、二零零一年及二零零六年按性別劃分的從事經濟活動人口及勞動人口參與率⁽¹⁾
Table 17 Economically Active Population and Labour Force Participation Rate⁽¹⁾ by Sex, 1996, 2001 and 2006

性別 Sex	1996	2001	2006
十五歲及以上的人口 Population aged 15 and over			
男 Male	2 511 854	2 710 987	2 788 405
女 Female	2 554 664	2 887 985	3 136 266
合計 Both sexes	5 066 518	5 598 972	5 924 671
從事經濟活動人口（即勞動人口） Economically active population (or labour force)			
男 Male	1 925 095	1 948 976	1 930 331
女 Female	1 257 402	1 489 016	1 642 053
合計 Both sexes	3 182 497	3 437 992	3 572 384
勞動人口參與率（百分比） ⁽¹⁾ Labour force participation rate (%) ⁽¹⁾			
男 Male	76.6	71.9	69.2
女 Female	49.2	51.6	52.4
合計 Both sexes	62.8	61.4	60.3

註釋：(1) 從事經濟活動人口佔所有十五歲及以上人口的百分比。

Note: (1) The proportion of economically active population in the total population aged 15 and over.

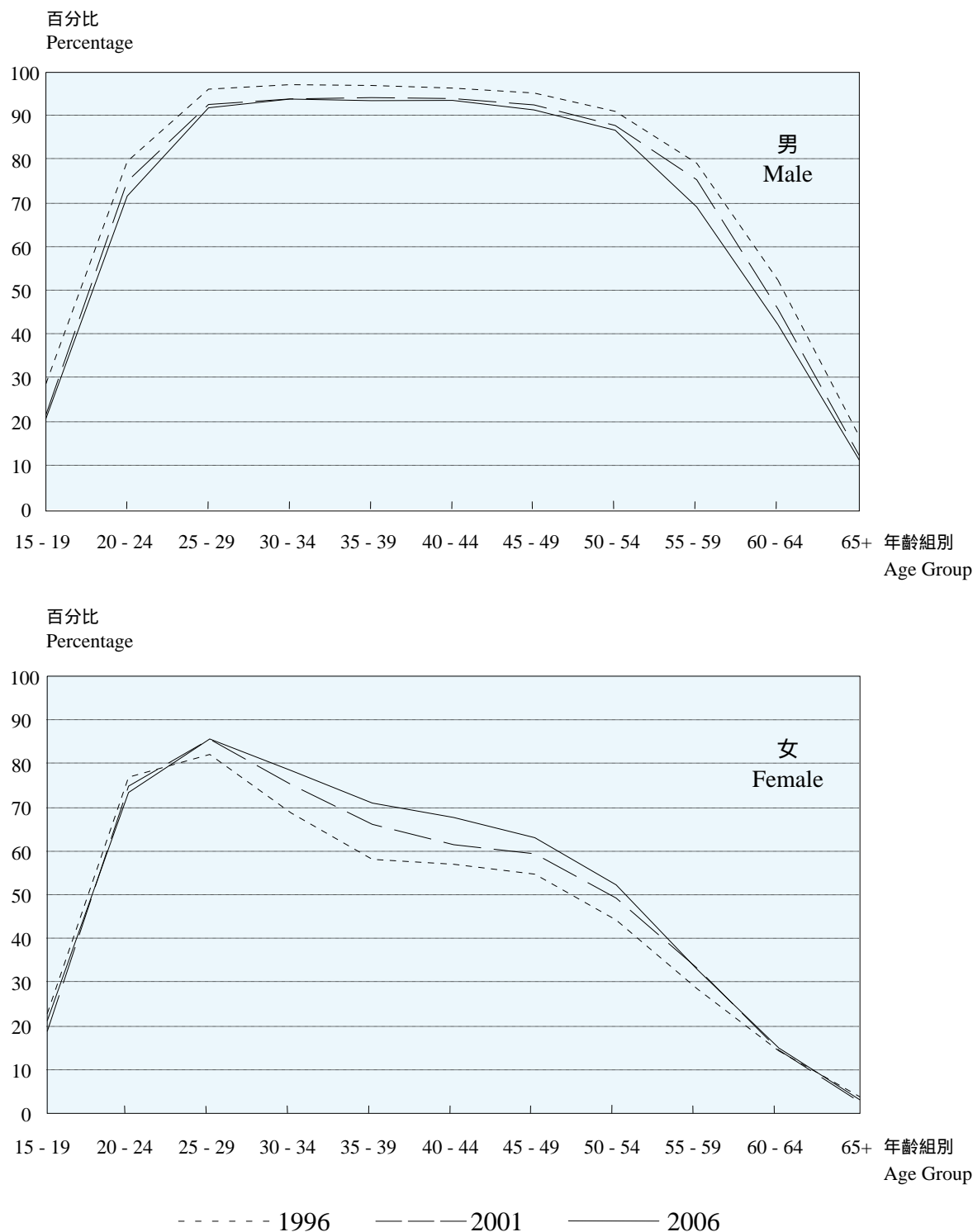
表 18 一九九六年、二零零一年及二零零六年按性別及年齡組別劃分的從事經濟活動人口
Table 18 Economically Active Population by Sex and Age Group, 1996, 2001 and 2006

性別 Sex	年齡組別 Age Group	1996		2001		2006	
		數目 Number	百分比 %	數目 Number	百分比 %	數目 Number	百分比 %
男 Male							
	15 - 24	242 099	12.6	220 011	11.3	208 441	10.8
	25 - 34	539 111	28.0	466 242	23.9	430 145	22.3
	35 - 44	571 833	29.7	612 471	31.4	517 271	26.8
	45 - 54	343 295	17.8	443 099	22.7	525 599	27.2
	55 - 64	180 621	9.4	163 546	8.4	203 277	10.5
	65+	48 136	2.5	43 607	2.2	45 598	2.4
	小計 Sub-total	1 925 095	100.0	1 948 976	100.0	1 930 331	100.0
女 Female							
	15 - 24	220 786	17.6	224 233	15.1	225 305	13.7
	25 - 34	471 904	37.5	487 483	32.7	482 206	29.4
	35 - 44	338 337	26.9	453 549	30.5	481 917	29.3
	45 - 54	161 571	12.8	258 452	17.4	352 794	21.5
	55 - 64	51 552	4.1	54 916	3.7	85 683	5.2
	65+	13 252	1.1	10 383	0.7	14 148	0.9
	小計 Sub-total	1 257 402	100.0	1 489 016	100.0	1 642 053	100.0
合計 Both sexes							
	15 - 24	462 885	14.5	444 244	12.9	433 746	12.1
	25 - 34	1 011 015	31.8	953 725	27.7	912 351	25.5
	35 - 44	910 170	28.6	1 066 020	31.0	999 188	28.0
	45 - 54	504 866	15.9	701 551	20.4	878 393	24.6
	55 - 64	232 173	7.3	218 462	6.4	288 960	8.1
	65+	61 388	1.9	53 990	1.6	59 746	1.7
	總計 Total	3 182 497	100.0	3 437 992	100.0	3 572 384	100.0
				年齡中位數 Median Age			
男 Male			37		39		41
女 Female			33		35		37
合計 Both sexes			36		37		39

勞動人口參與率

Labour Force Participation Rate

圖 6 一九九六年、二零零一年及二零零六年按性別及年齡組別劃分的勞動人口參與率
 Chart 6 Labour Force Participation Rates by Sex and Age Group, 1996, 2001 and 2006



就業身分 Employment Status

表 19 一九九六年、二零零一年及二零零六年按就業身分劃分的工作人口
Table 19 Working Population by Employment Status, 1996, 2001 and 2006

就業身分 Employment Status	1996		2001		2006	
	數目 Number	百分比 %	數目 Number	百分比 %	數目 Number	百分比 %
僱員 ⁽¹⁾ Employees ⁽¹⁾	2 684 589	88.2	2 881 223	88.6	3 003 748	89.2
僱主 Employers	204 414	6.7	213 309	6.6	206 939	6.1
自營作業者 Self-employed	127 461	4.2	134 575	4.1	134 299	4.0
無酬家庭從業員 Unpaid family workers	27 234	0.9	23 599	0.7	20 750	0.6
總計 Total	3 043 698	100.0	3 252 706	100.0	3 365 736	100.0

註釋：(1) 這些數字包括外發工。

Note: (1) The figures include outworkers.

職業 Occupation

表 20 一九九六年、二零零一年及二零零六年按職業劃分的工作人口
Table 20 Working Population by Occupation, 1996, 2001 and 2006

職業 Occupation	1996		2001		2006	
	數目 Number	百分比 %	數目 Number	百分比 %	數目 Number	百分比 %
經理及行政人員 Managers and administrators	369 323	12.1	349 637	10.7	361 891	10.8
專業人員 Professionals	151 591	5.0	179 825	5.5	205 435	6.1
輔助專業人員 Associate professionals	369 132	12.1	498 671	15.3	542 309	16.1
文員 Clerks	512 719	16.8	529 992	16.3	567 964	16.9
服務工作及商店銷售人員 Service workers and shop sales workers	419 721	13.8	488 961	15.0	550 855	16.4
工藝及有關人員 Craft and related workers	373 143	12.3	321 000	9.9	286 007	8.5
機台及機器操作員及裝配員 Plant and machine operators and assemblers	259 909	8.5	238 666	7.3	208 409	6.2
非技術工人 Elementary occupations	564 682	18.6	635 393	19.5	633 227	18.8
漁農業熟練工人及不能分類的職業 Skilled agricultural and fishery workers; and occupations not classifiable	23 478	0.8	10 561	0.3	9 639	0.3
總計 Total	3 043 698	100.0	3 252 706	100.0	3 365 736	100.0

行業 Industry

表 21 一九九六年、二零零一年及二零零六年按行業劃分的工作人口
Table 21 Working Population by Industry, 1996, 2001 and 2006

行業 Industry	1996		2001		2006	
	數目 Number	百分比 %	數目 Number	百分比 %	數目 Number	百分比 %
製造業 Manufacturing	574 867	18.9	400 952	12.3	325 066	9.7
建造業 Construction	245 440	8.1	247 883	7.6	230 227	6.8
批發、零售、進出口貿易、飲食及酒店業 Wholesale, retail and import/export trades, restaurants and hotels	757 239	24.9	852 619	26.2	916 217	27.2
運輸、倉庫及通訊業 Transport, storage and communications	330 974	10.9	366 312	11.3	391 285	11.6
金融、保險、地產及商用服務業 Financing, insurance, real estate and business services	408 686	13.4	522 822	16.1	571 378	17.0
社區、社會及個人服務業 Community, social and personal services	680 048	22.3	829 720	25.5	905 425	26.9
其他 ⁽¹⁾ Others ⁽¹⁾	46 444	1.5	32 398	1.0	26 138	0.8
總計 Total	3 043 698	100.0	3 252 706	100.0	3 365 736	100.0

註釋：(1) 「其他」包括「農業及漁業」、「採礦及採石業」、「電力、燃氣及水務業」等行業，及報稱的行業不能分類或描述不足。

Note: (1) "Others" include such industries as "Agriculture and fishing", "Mining and quarrying", "Electricity, gas and water" and industrial activities inadequately described or unclassifiable.

主要職業收入 Income from Main Employment

表 22 一九九六年、二零零一年及二零零六年按每月主要職業收入劃分的工作人口⁽¹⁾
Table 22 Working Population⁽¹⁾ by Monthly Income from Main Employment, 1996, 2001 and 2006

每月主要職業收入 (港元) Monthly Income from Main Employment (HK\$)	1996		2001		2006	
	數目 Number	百分比 %	數目 Number	百分比 %	數目 Number	百分比 %
< 1,000	31 447	1.0	29 659	0.9	26 764	0.8
1,000 - 1,999	26 154	0.8	27 410	0.8	39 364	1.2
2,000 - 3,999	242 429	8.0	278 579	8.6	324 434	9.7
4,000 - 5,999	316 331	10.5	266 587	8.3	329 103	9.8
6,000 - 7,999	478 408	15.9	397 899	12.3	460 953	13.8
8,000 - 9,999	476 114	15.8	395 476	12.2	418 416	12.5
10,000 - 14,999	668 722	22.2	743 033	23.0	693 526	20.7
15,000 - 19,999	295 968	9.8	370 981	11.5	354 073	10.6
20,000 - 24,999	166 805	5.5	251 116	7.8	222 694	6.7
25,000 - 39,999	171 238	5.7	258 035	8.0	264 781	7.9
≥ 40,000	142 848	4.7	210 332	6.5	210 878	6.3
總計 Total	3 016 464	100.0	3 229 107	100.0	3 344 986	100.0

每月主要職業收入中位數 (港元) Median Monthly Income from Main Employment (HK\$)		
	9,500	10,000
		10,000

註釋：(1) 這些數字不包括無酬家庭從業員。

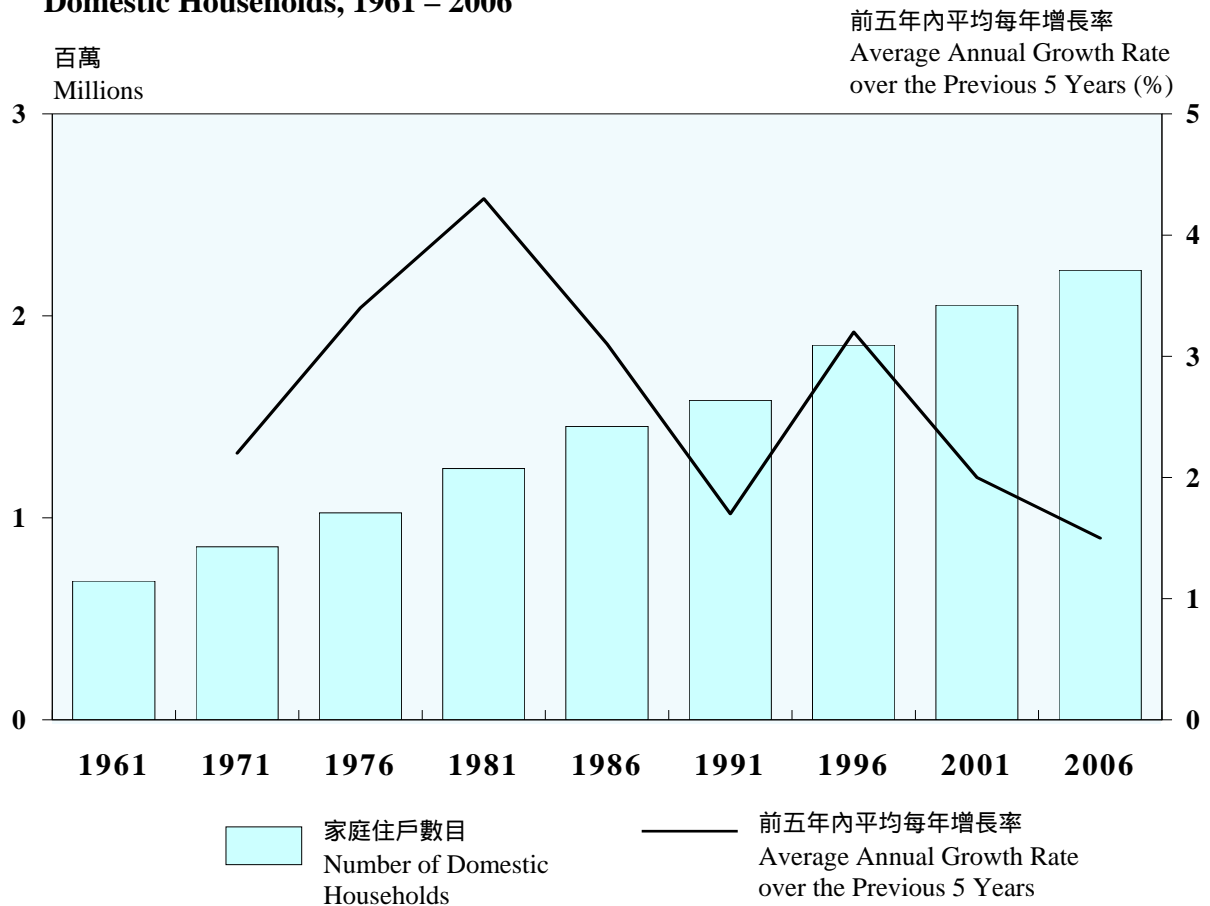
Note: (1) The figures exclude unpaid family workers.

住戶 Households

家庭住戶數目

Number of Domestic Households

圖 7 一九六一年至二零零六年家庭住戶數目
Chart 7 Domestic Households, 1961 – 2006



	1961	1971	1976	1981	1986	1991	1996	2001	2006
家庭住戶數目 Number of domestic households	687 209	857 008	1 024 680	1 244 738	1 452 576	1 582 215	1 855 553	2 053 412	2 226 546
人口 ⁽²⁾ Population ⁽²⁾	3 129 648	3 936 630	4 402 990	5 109 812	5 495 488	5 674 114	6 412 937	6 708 389	6 864 346
前五年內平均每年增長率 (百分率) Average annual growth rate over the previous 5 years (%)									
家庭住戶數目 Number of domestic households	..	2.2 ⁽¹⁾	3.4	4.3	3.1	1.7	3.2	2.0	1.5
人口 ⁽²⁾ Population ⁽²⁾	..	2.3 ⁽¹⁾	2.1	3.3	1.5	0.6	1.8	0.9	0.4

註釋：(1) 這數字是指前十年內平均每年增長率。

Notes: (1) The figure refers to average annual growth rate over the previous 10 years.

(2) 請參考第 23 頁圖 1 的註釋。

(2) Please refer to the notes in Chart 1 on page 23.

住戶人數 Household Size

表 23 一九九六年、二零零一年及二零零六年按住戶人數劃分的家庭住戶數目
Table 23 Domestic Households by Household Size, 1996, 2001 and 2006

住戶人數 Household Size	1996		2001		2006	
	數目 Number	百分比 %	數目 Number	百分比 %	數目 Number	百分比 %
1	276 906	14.9	321 565	15.7	367 653	16.5
2	356 969	19.2	447 690	21.8	535 846	24.1
3	372 574	20.1	438 216	21.3	517 108	23.2
4	445 768	24.0	481 183	23.4	504 895	22.7
5	251 093	13.5	245 194	11.9	213 896	9.6
6+	152 243	8.2	119 564	5.8	87 148	3.9
總計 Total	1 855 553	100.0	2 053 412	100.0	2 226 546	100.0
家庭住戶平均人數 Average Domestic Household Size						
	3.3		3.1		3.0	

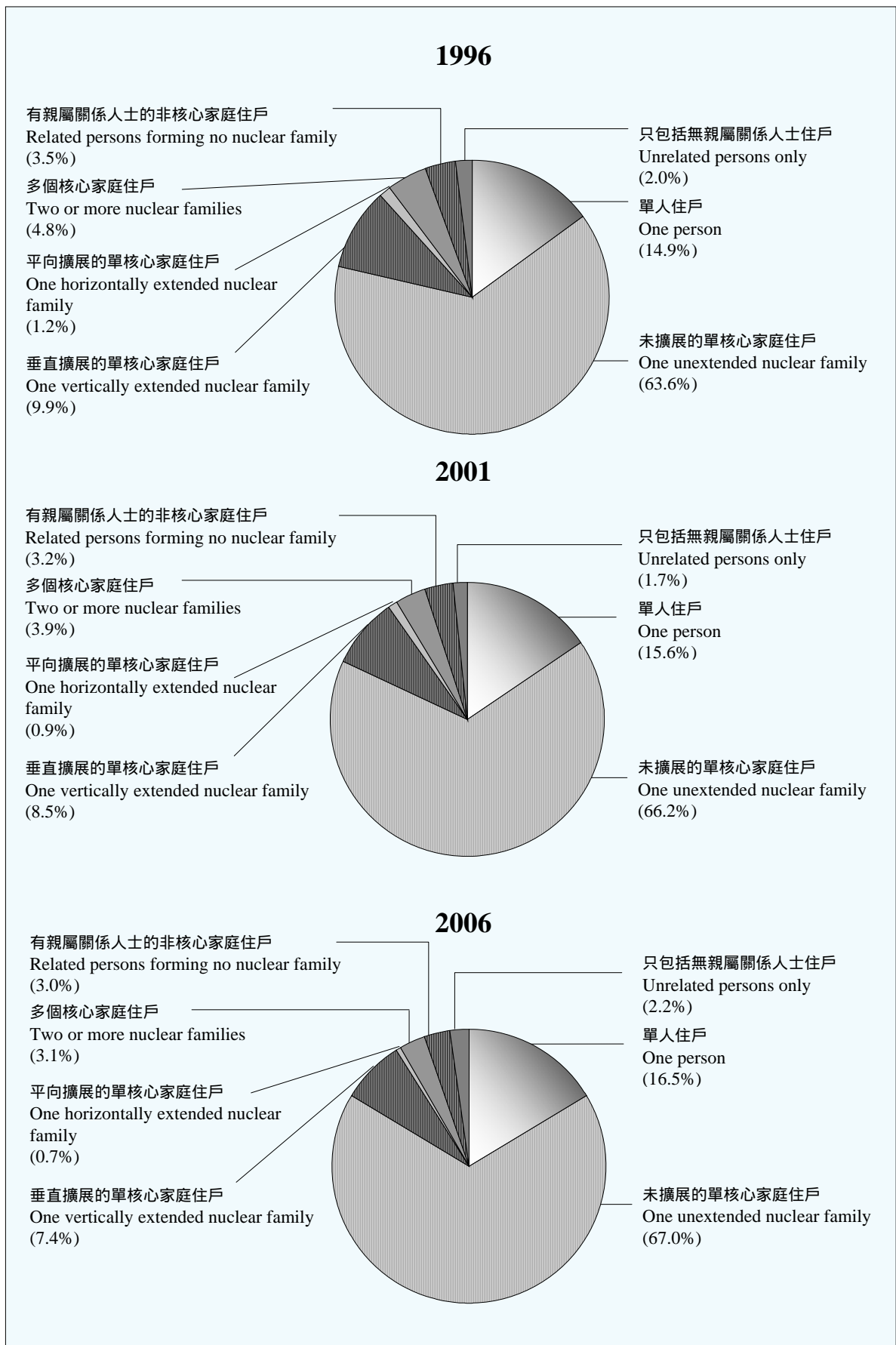
住戶結構

Household Composition

表 24 一九九六年、二零零一年及二零零六年按住戶結構劃分的家庭住戶數目
Table 24 Domestic Households by Household Composition, 1996, 2001 and 2006

住戶結構 Household Composition	1996		2001		2006	
	數目 Number	百分比 %	數目 Number	百分比 %	數目 Number	百分比 %
單人住戶 One person	276 906	14.9	321 111	15.6	367 653	16.5
未擴展的單核心家庭住戶 One unextended nuclear family	1 179 596	63.6	1 360 181	66.2	1 492 809	67.0
垂直擴展的單核心家庭住戶 One vertically extended nuclear family	183 867	9.9	174 549	8.5	165 685	7.4
平向擴展的單核心家庭住戶 One horizontally extended nuclear family	23 071	1.2	18 452	0.9	15 761	0.7
多個核心家庭住戶 Two or more nuclear families	89 503	4.8	79 231	3.9	69 364	3.1
有親屬關係人士的非核心家庭住戶 Related persons forming no nuclear family	65 756	3.5	65 919	3.2	66 794	3.0
只包括無親屬關係人士住戶 Unrelated persons only	36 854	2.0	33 969	1.7	48 480	2.2
總計 Total	1 855 553	100.0	2 053 412	100.0	2 226 546	100.0

圖 8 一九九六年、二零零一年及二零零六年按住戶結構劃分的家庭住戶數目分布
Chart 8 Distribution of Domestic Households by Household Composition, 1996, 2001 and 2006



住戶收入

Household Income

表 25 一九九六年、二零零一年及二零零六年按家庭住戶每月收入劃分的家庭住戶數目
Table 25 Domestic Households by Monthly Domestic Household Income, 1996, 2001 and 2006

家庭住戶每月收入 (港元) Monthly Domestic Household Income (HK\$)	1996		2001		2006	
	數目 Number	百分比 %	數目 Number	百分比 %	數目 Number	百分比 %
< 2,000	55 597	3.0	65 855	3.2	86 736	3.9
2,000 - 3,999	68 272	3.7	97 568	4.8	118 779	5.3
4,000 - 5,999	75 595	4.1	93 018	4.5	121 605	5.5
6,000 - 7,999	105 639	5.7	116 340	5.7	146 010	6.6
8,000 - 9,999	136 577	7.4	120 721	5.9	147 081	6.6
10,000 - 14,999	324 001	17.5	318 623	15.5	339 469	15.2
15,000 - 19,999	269 694	14.5	262 086	12.8	279 217	12.5
20,000 - 24,999	210 926	11.4	223 708	10.9	225 292	10.1
25,000 - 29,999	147 295	7.9	159 470	7.8	162 783	7.3
30,000 - 39,999	183 254	9.9	219 229	10.7	221 101	9.9
40,000 - 59,999	150 440	8.1	197 311	9.6	194 723	8.7
≥ 60,000	128 263	6.9	179 483	8.7	183 750	8.3
總計 Total	1 855 553	100.0	2 053 412	100.0	2 226 546	100.0
家庭住戶每月收入中位數 (港元) Median Monthly Domestic Household Income (HK\$)						
	17,500		18,705		17,250	

房屋 Housing

有人居住的屋宇單位數目

Number of Occupied Quarters

表 26 一九九六年、二零零一年及二零零六年按房屋類型劃分的有人居住的屋宇單位數目
Table 26 Occupied Quarters by Type of Housing, 1996, 2001 and 2006

房屋類型 Type of Housing	1996		2001		2006	
	數目 Number	百分比 %	數目 Number	百分比 %	數目 Number	百分比 %
公營租住房屋 Public rental housing	651 007	36.6	624 349	31.0	691 488	31.1
房屋委員會資助出售單位 ⁽¹⁾ Housing Authority subsidized sale flats ⁽¹⁾	194 185	10.9	304 172	15.1	348 043	15.6
房屋協會資助出售單位 ⁽²⁾ Housing Society subsidized sale flats ⁽²⁾	4 579	0.3	15 867	0.8	14 867	0.7
私人永久性房屋 ⁽¹⁾⁽²⁾ Private permanent housing ⁽¹⁾⁽²⁾	873 954	49.1	1 030 098	51.2	1 143 236	51.4
臨時房屋 Temporary housing	41 111	2.3	24 381	1.2	16 746	0.8
非住宅用房屋 ⁽³⁾ Non-domestic housing ⁽³⁾	14 582	0.8	14 590	0.7	10 723	0.5
總計 Total	1 779 418	100.0	2 013 457	100.0	2 225 103	100.0

註釋：(1) 在一九九六年中期人口統計時，房屋委員會資助出售單位包括可在公開市場買賣的單位。這些單位在二零零一年人口普查及二零零六年中期人口統計時包括在「私人永久性房屋」內。

(2) 在一九九六年中期人口統計時，房屋協會資助出售單位包括可在公開市場買賣的單位。這些單位在二零零一年人口普查及二零零六年中期人口統計時包括在「私人永久性房屋」內。

(3) 所包括的房屋類型詳情請參閱「詞彙釋義」。由於一九九六年中期人口統計、二零零一年人口普查及二零零六年中期人口統計對醫院、懲教機構及學生宿舍內屋宇單位的點算方法有所不同，故此作出比較時需特別留意。例如，居住於學生宿舍個別房間內的學生在一九九六年中期人口統計時視為居住於「家庭住戶」內，而在二零零一年人口普查及二零零六年中期人口統計時則視為居住於「集體住戶」內。

Notes: (1) Housing Authority subsidized sale flats include flats that can be traded in open market in the 1996 Population By-census. These flats are classified under “Private permanent housing” in the 2001 Population Census and the 2006 Population By-census.

(2) In the 1996 Population By-census, Housing Society subsidized sale flats include flats that can be traded in open market. These flats are classified under “Private permanent housing” in the 2001 Population Census and the 2006 Population By-census.

(3) Please see “Definition of Terms” for the detailed coverage of this housing type. Since the counting rules for quarters in hospitals, penal institutions, and student dormitories adopted in the 1996 Population By-census, the 2001 Population Census and the 2006 Population By-census are different, caution is required in making comparison. For example, students living in individual rooms in student dormitories were regarded as living in “domestic households” in the 1996 Population By-census; whilst they are regarded as living in “collective households” in the 2001 Population Census and the 2006 Population By-census.

按房屋類型劃分的人口 Population by Type of Housing

表 27 一九九六年、二零零一年及二零零六年按房屋類型劃分的人口⁽¹⁾
Table 27 Population⁽¹⁾ by Type of Housing, 1996, 2001 and 2006

房屋類型 Type of Housing	1996		2001		2006	
	數目 Number	百分比 %	數目 Number	百分比 %	數目 Number	百分比 %
公營租住房屋 Public rental housing	2 391 857	38.5	2 135 624	31.9	2 129 252	31.0
房屋委員會資助出售單位 ⁽²⁾ Housing Authority subsidized sale flats ⁽²⁾	691 895	11.1	1 080 377	16.1	1 173 115	17.1
房屋協會資助出售單位 ⁽³⁾ Housing Society subsidized sale flats ⁽³⁾	17 117	0.3	51 315	0.8	48 106	0.7
私人永久性房屋 ⁽²⁾⁽³⁾ Private permanent housing ⁽²⁾⁽³⁾	2 912 626	46.9	3 284 001	49.0	3 383 890	49.3
臨時房屋 Temporary housing	124 617	2.0	72 035	1.1	45 504	0.7
非住宅用房屋 ⁽⁴⁾ Non-domestic housing ⁽⁴⁾	69 254	1.1	79 142	1.2	81 413	1.2
總計 Total	6 207 366	100.0	6 702 494	100.0	6 861 280	100.0

註釋：(1) 這些數字不包括住在船上的人士。

(2) 在一九九六年中期人口統計時，房屋委員會資助出售單位包括可在公開市場買賣的單位。這些單位在二零零一年人口普查及二零零六年中期人口統計時包括在「私人永久性房屋」內。

(3) 在一九九六年中期人口統計時，房屋協會資助出售單位包括可在公開市場買賣的單位。這些單位在二零零一年人口普查及二零零六年中期人口統計時包括在「私人永久性房屋」內。

(4) 所包括的房屋類型詳情請參閱「詞彙釋義」。由於一九九六年中期人口統計、二零零一年人口普查及二零零六年中期人口統計對醫院、懲教機構及學生宿舍內屋宇單位的點算方法有所不同，故此作出比較時需特別留意。例如，居住於學生宿舍個別房間內的學生在一九九六年中期人口統計時視為居住於「家庭住戶」內，而在二零零一年人口普查及二零零六年中期人口統計時則視為居住於「集體住戶」內。

Notes : (1) The figures exclude persons living on board vessels.

(2) Housing Authority subsidized sale flats include flats that can be traded in open market in the 1996 Population By-census. These flats are classified under "Private permanent housing" in the 2001 Population Census and the 2006 Population By-census.

(3) In the 1996 Population By-census, Housing Society subsidized sale flats include flats that can be traded in open market. These flats are classified under "Private permanent housing" in the 2001 Population Census and the 2006 Population By-census.

(4) Please see "Definition of Terms" for the detailed coverage of this housing type. Since the counting rules for quarters in hospitals, penal institutions, and student dormitories adopted in the 1996 Population By-census, the 2001 Population Census and the 2006 Population By-census are different, caution is required in making comparison. For example, students living in individual rooms in student dormitories were regarded as living in "domestic households" in the 1996 Population By-census; whilst they are regarded as living in "collective households" in the 2001 Population Census and the 2006 Population By-census.

按屋宇單位類型劃分的家庭住戶數目

Domestic Households by Type of Quarters

表 28 一九九六年、二零零一年及二零零六年按屋宇單位類型劃分的家庭住戶⁽¹⁾數目
Table 28 Domestic Households⁽¹⁾ by Type of Quarters, 1996, 2001 and 2006

屋宇單位類型 Type of Quarters	1996		2001		2006	
	數目 Number	百分比 %	數目 Number	百分比 %	數目 Number	百分比 %
永久性房屋 Permanent housing						
公營租住單位 Public rental flats	657 026	35.5	627 339	30.6	690 788	31.0
房屋委員會資助出售單位 ⁽²⁾ Housing Authority subsidized sale flats ⁽²⁾	194 332	10.5	304 258	14.8	347 582	15.6
房屋協會資助出售單位 ⁽³⁾ Housing Society subsidized sale flats ⁽³⁾	4 579	0.2	15 864	0.8	14 857	0.7
私人住宅單位 ⁽²⁾⁽³⁾ Private residential flats ⁽²⁾⁽³⁾	810 087	43.7	926 833	45.2	998 463	44.9
別墅 / 平房 / 新型村屋 Villas/Bungalows/Modern village houses	76 096	4.1	98 932	4.8	111 190	5.0
簡單磚石蓋搭建築物 / 傳統村屋 Simple stone structures/Traditional village houses	29 558	1.6	23 203	1.1	19 281	0.9
員工宿舍 Staff quarters	23 556	1.3	22 913	1.1	21 018	0.9
非住宅用屋宇單位 ⁽⁴⁾ Non-domestic quarters ⁽⁴⁾	15 622	0.8	6 912	0.3	5 281	0.2
臨時房屋 Temporary housing	42 392	2.3	25 636	1.2	17 186	0.8
總計 Total	1 853 248	100.0	2 051 890	100.0	2 225 646	100.0

註釋：(1) 這些數字不包括住在船上的家庭住戶。

(2) 在一九九六年中期人口統計時，房屋委員會資助出售單位包括可在公開市場買賣的單位。這些單位在二零零一年人口普查及二零零六年中期人口統計時包括在「私人住宅單位」內。

(3) 在一九九六年中期人口統計時，房屋協會資助出售單位包括可在公開市場買賣的單位。這些單位在二零零一年人口普查及二零零六年中期人口統計時包括在「私人住宅單位」內。

(4) 所包括的屋宇單位類型詳情請參閱「詞彙釋義」。由於一九九六年中期人口統計、二零零一年人口普查及二零零六年中期人口統計對醫院、懲教機構及學生宿舍內屋宇單位的點算方法有所不同，故此作出比較時需特別留意。例如，居住於學生宿舍個別房間內的學生在一九九六年中期人口統計時視為居住於「家庭住戶」內，而在二零零一年人口普查及二零零六年中期人口統計時則視為居住於「集體住戶」內。

Notes: (1) The figures exclude domestic households living on board vessels.

(2) Housing Authority subsidized sale flats include flats that can be traded in open market in the 1996 Population By-census. These flats are classified under "Private residential flats" in the 2001 Population Census and the 2006 Population By-census.

(3) In the 1996 Population By-census, Housing Society subsidized sale flats include flats that can be traded in open market. These flats are classified under "Private residential flats" in the 2001 Population Census and the 2006 Population By-census.

(4) Please see "Definition of Terms" for the detailed coverage of this quarters type. Since the counting rules for quarters in hospitals, penal institutions, and student dormitories adopted in the 1996 Population By-census, the 2001 Population Census and the 2006 Population By-census are different, caution is required in making comparison. For example, students living in individual rooms in student dormitories were regarded as living in "domestic households" in the 1996 Population By-census; whilst they are regarded as living in "collective households" in the 2001 Population Census and the 2006 Population By-census.

共住程度

Degree of Sharing

表 29 一九九六年、二零零一年及二零零六年按房屋類型劃分的每個屋宇單位的平均家庭住戶⁽¹⁾數目

Table 29 Average Number of Domestic Households⁽¹⁾ per Unit of Quarters by Type of Housing, 1996, 2001 and 2006

房屋類型 Type of Housing	每個屋宇單位的平均家庭住戶數目 Average Number of Domestic Households per Unit of Quarters		
	1996	2001	2006
公營租住房屋 Public rental housing	1.01	1.01	1.00
房屋委員會資助出售單位 ⁽²⁾ Housing Authority subsidized sale flats ⁽²⁾	1.00	1.00	1.00
房屋協會資助出售單位 ⁽³⁾ Housing Society subsidized sale flats ⁽³⁾	1.00	1.00	1.00
私人永久性房屋 ⁽²⁾⁽³⁾ Private permanent housing ⁽²⁾⁽³⁾	1.08	1.04	1.01
臨時房屋 Temporary housing	1.03	1.04	1.03
非住宅用房屋 ⁽⁴⁾ Non-domestic housing ⁽⁴⁾	1.34	1.06	1.05
合計 Overall	1.05	1.02	1.01

註釋：(1) 這些數字不包括住在船上的家庭住戶。

Notes: (1) The figures exclude domestic households living on board vessels.

(2) 在一九九六年中期人口統計時，房屋委員會資助出售單位包括可在公開市場買賣的單位。這些單位在二零零一年人口普查及二零零六年中期人口統計時包括在「私人永久性房屋」內。

(2) Housing Authority subsidized sale flats included flats that can be traded in open market in the 1996 Population By-census. These flats are classified under “Private permanent housing” in the 2001 Population Census and the 2006 Population By-census.

(3) 在一九九六年中期人口統計時，房屋協會資助出售單位包括可在公開市場買賣的單位。這些單位在二零零一年人口普查及二零零六年中期人口統計時包括在「私人永久性房屋」內。

(3) In the 1996 Population By-census, Housing Society subsidized sale flats included flats that can be traded in open market. These flats are classified under “Private permanent housing” in the 2001 Population Census and the 2006 Population By-census.

(4) 所包括的房屋類型詳情請參閱「詞彙釋義」。由於一九九六年中期人口統計、二零零一年人口普查及二零零六年中期人口統計對醫院、懲教機構及學生宿舍內屋宇單位的點算方法有所不同，故此作出比較時需特別留意。例如，居住於學生宿舍個別房間內的學生在一九九六年中期人口統計時視為居住於「家庭住戶」內，而在二零零一年人口普查及二零零六年中期人口統計時則視為居住於「集體住戶」內。

(4) Please see “Definition of Terms” for the detailed coverage of this housing type. Since the counting rules for quarters in hospitals, penal institutions, and student dormitories adopted in the 1996 Population By-census, the 2001 Population Census and the 2006 Population By-census are different, caution is required in making comparison. For example, students living in individual rooms in student dormitories were regarded as living in “domestic households” in the 1996 Population By-census; whilst they are regarded as living in “collective households” in the 2001 Population Census and the 2006 Population By-census.

居所租住權

Tenure of Accommodation

表 30 一九九六年、二零零一年及二零零六年按居所租住權劃分的家庭住戶⁽¹⁾數目
Table 30 Domestic Households⁽¹⁾ by Tenure of Accommodation, 1996, 2001 and 2006

居所租住權 Tenure of Accommodation	1996		2001		2006	
	數目 Number	百分比 %	數目 Number	百分比 %	數目 Number	百分比 %
自置 Owner-occupier	824 184	44.5	1 042 605	50.8	1 174 132	52.8
有按揭或貸款 ⁽²⁾ With mortgage or loan ⁽²⁾	N.A.	N.A.	537 230	(51.5) ⁽³⁾	561 112	(47.8) ⁽³⁾
沒有按揭及貸款 ⁽²⁾ Without mortgage and loan ⁽²⁾	N.A.	N.A.	505 375	(48.5) ⁽³⁾	613 020	(52.2) ⁽³⁾
全租 Sole tenant	842 236	45.4	853 774	41.6	957 350	43.0
合租 Co-tenant	62 733	3.4	55 414	2.7	18 370	0.8
二房東 Main tenant	9 205	0.5	3 841	0.2	588	0.0
三房客 Sub-tenant	28 424	1.5	14 208	0.7	3 151	0.1
免交租金 Rent free	22 631	1.2	39 502	1.9	30 405	1.4
由僱主提供 Provided by employer	63 835	3.4	42 546	2.1	41 650	1.9
總計 Total	1 853 248	100.0	2 051 890	100.0	2 225 646	100.0

註釋：(1) 這些數字不包括住在船上的家庭住戶。

Notes: (1) The figures exclude domestic households living on board vessels.

(2) 報稱為「自置，有按揭或貸款」及「自置，沒有按揭及貸款」的家庭住戶在一九九六年中期人口統計時，包括在「自置」內，故此沒有獨立的統計數字。

(2) Domestic households reported as “Owner-occupier, with mortgage or loan” and “Owner-occupier, without mortgage and loan” were grouped under “Owner-occupier” in the 1996 Population By-census. No separate figures were available then.

(3) 括號內的數字顯示在自置居所的家庭住戶中所佔的百分比。

(3) Figures in brackets represent the percentages in respect of the total domestic households living in owner-occupier accommodation.

居所內的廳房數目

Number of Rooms in the Residence

表 31 二零零六年按廳房數目⁽¹⁾及房屋類型劃分的家庭住戶⁽²⁾數目
Table 31 Domestic Households⁽²⁾ by Number of Rooms⁽¹⁾ and Type of Housing, 2006

廳房數目 Number of Rooms	公營租住房屋 Public rental housing	資助出售單位 Subsidized sale flats	房屋類型 Type of Housing		總計 Total
			私人永久性房屋 Private permanent housing	其他 Others	
數目 (百分比 ⁽³⁾) Number (% ⁽³⁾)					
自用 ⁽⁴⁾ 廳房 With exclusively used ⁽⁴⁾ rooms					
1	183 941 (8.3)	4 576 (0.2)	38 798 (1.7)	4 327 (0.2)	231 642 (10.4)
2	147 572 (6.6)	21 543 (1.0)	113 272 (5.1)	5 218 (0.2)	287 605 (12.9)
3	285 642 (12.8)	174 973 (7.9)	433 965 (19.5)	4 959 (0.2)	899 539 (40.4)
4	66 488 (3.0)	110 571 (5.0)	312 458 (14.0)	2 896 (0.1)	492 413 (22.1)
5	6 815 (0.3)	48 368 (2.2)	163 497 (7.3)	1 681 (0.1)	220 361 (9.9)
6+	300 (0.0)	2 408 (0.1)	86 774 (3.9)	1 326 (0.1)	90 808 (4.1)
小計 Sub-total	690 758 (31.0)	362 439 (16.3)	1 148 764 (51.6)	20 407 (0.9)	2 222 368 (99.9)
沒有自用 ⁽⁴⁾ 廳房 Without exclusively used ⁽⁴⁾ rooms	30 (0.0)	- (-)	1 188 (0.1)	2 060 (0.1)	3 278 (0.1)
總計 Total	690 788 (31.0)	362 439 (16.3)	1 149 952 (51.7)	22 467 (1.0)	2 225 646 (100.0)
每個家庭住戶的平均廳房數目 Average number of rooms per domestic household					
	2.37	3.51	3.66	2.60	3.22
每人的平均廳房數目 Average number of rooms per person					
	0.78	1.06	1.28	1.06	1.08

註釋：(1) 廳房數目包括客/飯廳、睡房及其他房間，而不包括廚房及廁所。

(2) 這些數字不包括住在船上的家庭住戶。

(3) 括號內的數字顯示在總家庭住戶數目中所佔的百分比。

(4) 家庭住戶的自用廳房是指家庭住戶在其居住的居所內獨自使用的廳房，並不包括與其他家庭住戶共同使用的廳房。

Notes: (1) Number of rooms includes living/dining rooms, bedrooms and other rooms, while kitchens and bathrooms/toilets are excluded.

(2) The figures exclude domestic households living on board vessels.

(3) Figures in brackets represent the percentages in respect of the total domestic households.

(4) Exclusively used rooms of domestic households refer to rooms used by domestic households on their own in the accommodation they occupy, and exclude those rooms used on a share basis with other domestic households.

住房支出 Housing Cost

表 32 一九九六年、二零零一年及二零零六年按屋宇單位類型劃分的家庭住戶⁽¹⁾每月租金中位數及租金與收入比率中位數⁽²⁾

Table 32 Median Monthly Domestic Household⁽¹⁾ Rent and Median Rent to Income Ratios⁽²⁾ by Type of Quarters, 1996, 2001 and 2006

屋宇單位類型 Type of Quarters	家庭住戶每月租金中位數 (港元) Median Monthly Domestic Household Rent (HK\$)			租金與收入比率中位數 (百分比) Median Rent to Income Ratio (%)		
	1996	2001	2006	1996	2001	2006
永久性房屋 Permanent housing						
公營租住單位 Public rental flats	1,132	1,297	1,390	8.0	10.4	13.5
私人住宅單位 ⁽³⁾ Private residential flats ⁽³⁾						
整個單位 / 洋房 Whole house/flat	6,500	6,500	5,500	26.2	28.6	25.2
房間 / 閣仔 / 床位 Room/Cockloft/Bedspace	2,200	1,900	1,600	19.9	24.0	25.0
別墅 / 平房 / 新型村屋 Villas/Bungalows/Modern village houses	4,320	4,880	4,100	20.8	25.3	23.3
簡單磚石蓋搭建築物 Simple stone structures	1,000	1,500	1,600	9.7	16.7	17.6
員工宿舍 Staff quarters	779	1,050	1,660	3.4	3.7	4.9
非住宅用屋宇單位 ⁽⁴⁾ Non-domestic quarters ⁽⁴⁾	680	4,600	4,620	18.9	21.1	26.9
臨時房屋 Temporary housing	245	1,200	1,200	2.9	13.6	12.5
總計 Total	1,231	1,500	1,677	9.8	13.9	16.0

註釋：(1) 這些數字不包括住在船上的家庭住戶。

(2) 這些數字是根據居於租住居所的家庭住戶編製。

(3) 「私人住宅單位」在一九九六年年中期人口統計時，可在公開市場買賣的房屋委員會資助出售單位及房屋協會資助出售單位均不包括在「私人住宅單位」內。

(4) 所包括的屋宇單位類型詳情請參閱「詞彙釋義」。由於一九九六年年中期人口統計、二零零一年人口普查及二零零六年年中期人口統計對醫院、懲教機構及學生宿舍內屋宇單位的點算方法有所不同，故此作出比較時需特別留意。例如，居住於學生宿舍個別房間內的學生在一九九六年年中期人口統計時視為居住於「家庭住戶」內，而在二零零一年人口普查及二零零六年年中期人口統計時則視為居住於「集體住戶」內。

Notes: (1) The figures exclude domestic households living on board vessels.

(2) The figures are compiled based on domestic households renting the accommodation they occupy.

(3) Housing Authority subsidized sale flats and Housing Society subsidized sale flats tradable in open market were not classified under "Private residential flats" in the 1996 Population By-census.

(4) Please see "Definition of Terms" for the detailed coverage of this quarters type. Since the counting rules for quarters in hospitals, penal institutions, and student dormitories adopted in the 1996 Population By-census, the 2001 Population Census and the 2006 Population By-census are different, caution is required in making comparison. For example, students living in individual rooms in student dormitories were regarded as living in "domestic households" in the 1996 Population By-census; whilst they are regarded as living in "collective households" in the 2001 Population Census and the 2006 Population By-census.

表 33 二零零一年及二零零六年按房屋類型劃分的家庭住戶每月按揭供款及借貸還款中位數、按揭供款及借貸還款與收入比率中位數及尚餘按揭供款或借貸還款年期中位數⁽¹⁾
Table 33 Median Monthly Domestic Household Mortgage Payment and Loan Repayment, Median Mortgage Payment and Loan Repayment to Income Ratio and Median Outstanding Period of Mortgage Payment or Loan Repayment⁽¹⁾ by Type of Housing, 2001 and 2006

房屋類型 Type of Housing	家庭住戶每月按揭供款 及借貸還款中位數 (港元)		按揭供款及借貸還款 與收入比率中位數 (百分比)		尚餘按揭供款或借貸 還款年期中位數 (年)	
	Median Monthly Domestic Household Mortgage Payment and Loan Repayment (HK\$)		Median Mortgage Payment and Loan Repayment to Income Ratio (%)		Median Outstanding Period of Mortgage Payment or Loan Repayment (Years)	
	2001	2006	2001	2006	2001	2006
資助出售單位 Subsidized sale flats	5,900	5,200	23.4	21.7	12	10
私人永久性房屋 Private permanent housing	11,000	9,500	30.7	28.6	13	12
合計 Overall	8,500	7,800	28.1	26.6	12	11

註釋：(1) 這些數字只包括居於自置屋宇單位及有按揭或貸款的家庭住戶。請參閱表 30：其中列明自置居所住戶中沒有按揭及貸款住戶的數目（二零零一年的 505 375 戶及二零零六年的 613 020 戶）。另外，按揭供款及 / 或借貸還款是由非住戶成員支付的家庭住戶（其中二零零一年有 33 048 戶及二零零六年有 49 184 戶），並不包括在本統計表內。

Note: (1) The figures only include domestic households owning the quarters they occupy with mortgage or loan. Please refer to Table 30: in which there are figures showing the number of owner-occupier households without mortgage and loan (505 375 households in 2001 and 613 020 households in 2006). Also, domestic households with mortgage payment and / or loan repayment paid by non-household members (including 33 048 households in 2001 and 49 184 households in 2006) are not included in this table.

地區特徵

Geographical Characteristics

地區分布

Geographical Distribution

表 34 一九九六年、二零零一年及二零零六年按區議會分區劃分的人口
Table 34 Population by District Council District, 1996, 2001 and 2006

區議會分區	District Council District	人口						變動百分率		
		1996		2001		2006		2001年與 1996年 比較	2006年與 2001年 比較	2006年與 1996年 比較
		數目	百分比	數目	百分比	數目	百分比	Comparison between 2001 and 1996	Comparison between 2006 and 2001	Comparison between 2006 and 1996
		Number	%	Number	%	Number	%			
香港島	Hong Kong Island									
中西區	Central and Western	259 224	4.2	261 884	3.9	250 064	3.6	+1.0	-4.5	-3.5
灣仔	Wan Chai	171 656	2.8	167 146	2.5	155 196	2.3	-2.6	-7.1	-9.6
東區	Eastern	594 087	9.6	616 199	9.2	587 690	8.6	+3.7	-4.6	-1.1
南區	Southern	287 670	4.6	290 240	4.3	275 162	4.0	+0.9	-5.2	-4.3
小計	Sub-total	1 312 637	21.1	1 335 469	19.9	1 268 112	18.5	+1.7	-5.0	-3.4
九龍	Kowloon									
油尖旺	Yau Tsim Mong	260 573	4.2	282 020	4.2	280 548	4.1	+8.2	-0.5	+7.7
深水埗	Sham Shui Po	365 927	5.9	353 550	5.3	365 540	5.3	-3.4	+3.4	-0.1
九龍城	Kowloon City	378 205	6.1	381 352	5.7	362 501	5.3	+0.8	-4.9	-4.2
黃大仙	Wong Tai Sin	396 220	6.4	444 630	6.6	423 521	6.2	+12.2	-4.7	+6.9
觀塘	Kwun Tong	587 071	9.4	562 427	8.4	587 423	8.6	-4.2	+4.4	+0.1
小計	Sub-total	1 987 996	32.0	2 023 979	30.2	2 019 533	29.4	+1.8	-0.2	+1.6
新界	New Territories									
葵青	Kwai Tsing	470 726	7.6	477 092	7.1	523 300	7.6	+1.4	+9.7	+11.2
荃灣	Tsuen Wan	270 801	4.4	275 527	4.1	288 728	4.2	+1.7	+4.8	+6.6
屯門	Tuen Mun	463 703	7.5	488 831	7.3	502 035	7.3	+5.4	+2.7	+8.3
元朗	Yuen Long	341 030	5.5	449 070	6.7	534 192	7.8	+31.7	+19.0	+56.6
北區	North	231 907	3.7	298 657	4.5	280 730	4.1	+28.8	-6.0	+21.1
大埔	Tai Po	284 640	4.6	310 879	4.6	293 542	4.3	+9.2	-5.6	+3.1
沙田	Sha Tin	582 993	9.4	628 634	9.4	607 544	8.9	+7.8	-3.4	+4.2
西貢	Sai Kung	197 876	3.2	327 689	4.9	406 442	5.9	+65.6	+24.0	+105.4
離島	Islands	63 057	1.0	86 667	1.3	137 122	2.0	+37.4	+58.2	+117.5
小計	Sub-total	2 906 733	46.8	3 343 046	49.8	3 573 635	52.1	+15.0	+6.9	+22.9
陸上總計	Land total	6 207 366	99.8	6 702 494	99.9	6 861 280	100.0	+8.0	+2.4	+10.5
加：水上人口	plus: Marine	10 190	0.2	5 895	0.1	3 066	0.0	-42.1	-48.0	-69.9
全港	Whole territory	6 217 556	100.0	6 708 389	100.0	6 864 346	100.0	+7.9	+2.3	+10.4

人口密度

Population Density

表 35 一九九六年、二零零一年及二零零六年按區議會分區劃分的人口密度
Table 35 Population Density by District Council District, 1996, 2001 and 2006

區議會分區	District Council District	人口密度（每平方公里內的人口數目） Population Density (number of persons per km ²)		
		1996	2001	2006 ⁽¹⁾
香港島	Hong Kong Island			
中西區	Central and Western	20 755	21 137	20 102
灣仔	Wan Chai	17 235	16 986	15 788
東區	Eastern	31 735	33 147	31 664
南區	Southern	7 505	7 482	7 083
小計	Sub-total	16 511	16 775	15 915
九龍	Kowloon			
油尖旺	Yau Tsim Mong	38 320	40 932	40 136
深水埗	Sham Shui Po	38 237	37 772	39 095
九龍城	Kowloon City	38 553	38 059	36 178
黃大仙	Wong Tai Sin	42 331	47 810	45 540
觀塘	Kwun Tong	53 081	49 861	52 123
小計	Sub-total	42 661	43 201	43 033
新界	New Territories			
葵青	Kwai Tsing	21 793	21 578	22 421
荃灣	Tsuen Wan	4 502	4 566	4 679
屯門	Tuen Mun	5 663	5 919	6 057
元朗	Yuen Long	2 465	3 242	3 858
北區	North	1 689	2 184	2 055
大埔	Tai Po	2 103	2 287	2 156
沙田	Sha Tin	8 468	9 157	8 842
西貢	Sai Kung	1 542	2 535	3 135
離島	Islands	364	498	783
小計	Sub-total	3 076	3 526	3 748
合計	Overall	5 796	6 237	6 352

註釋：(1) 區議會分區是按二零零三年十一月二十三日區議會選舉時所用的分界，而編製人口密度所採用的土地面積則是根據由地政總署提供的二零零六年六月底的數字。

Note: (1) The boundary of District Council (DC) District refers to that adopted for the DC Election held on 23 November 2003 while the land area used for compiling the population density figures refers to that provided by the Lands Department for the position as at end June 2006.

年齡結構

Age Structure

表 36 二零零六年按區議會分區及年齡組別劃分的人口比例
Table 36 Proportion of Population by District Council District and Age Group, 2006

區議會分區	District Council District	人口比例 ⁽¹⁾ (百分比) Proportion of Population ⁽¹⁾ (%)				年齡中位數 Median Age
		0 - 14	15 - 34	35 - 64	65+	
香港島	Hong Kong Island					
中西區	Central and Western	12.5	27.9	47.2	12.4	39
灣仔	Wan Chai	10.5	26.5	48.4	14.5	41
東區	Eastern	12.5	26.2	47.1	14.1	41
南區	Southern	13.3	26.8	46.5	13.5	40
小計	Sub-total	12.4	26.7	47.2	13.7	41
九龍	Kowloon					
油尖旺	Yau Tsim Mong	12.0	29.2	45.5	13.3	39
深水埗	Sham Shui Po	12.3	26.7	44.3	16.7	41
九龍城	Kowloon City	13.0	27.0	45.7	14.4	40
黃大仙	Wong Tai Sin	12.4	26.0	43.8	17.8	42
觀塘	Kwun Tong	13.4	26.8	43.8	16.0	40
小計	Sub-total	12.7	27.0	44.4	15.9	41
新界	New Territories					
葵青	Kwai Tsing	13.1	29.3	43.7	13.9	39
荃灣	Tsuen Wan	14.4	28.3	45.8	11.5	39
屯門	Tuen Mun	14.0	31.3	45.9	8.8	38
元朗	Yuen Long	18.0	30.4	43.3	8.3	35
北區	North	15.2	29.8	44.9	10.1	38
大埔	Tai Po	13.2	31.4	46.0	9.5	38
沙田	Sha Tin	13.1	30.2	46.4	10.3	39
西貢	Sai Kung	15.5	30.7	45.6	8.2	36
離島	Islands	17.6	27.6	46.0	8.8	37
小計	Sub-total	14.7	30.1	45.1	10.0	38
陸上總計	Land total	13.7	28.6	45.3	12.4	39
加：水上人口	plus: Marine	14.1	25.1	57.1	3.7	40
全港	Whole territory	13.7	28.6	45.3	12.4	39

註釋：(1) 這些數字指在該區議會分區人口中所佔的百分比。

Note: (1) The figures refer to the percentages of the population in the respective District Council Districts.

教育 Education

表 37 二零零六年按區議會分區及教育程度（最高就讀程度）劃分的十五歲及以上人口比例
Table 37 Proportion of Population Aged 15 and Over by District Council District and Educational Attainment (Highest Level Attended), 2006

區議會分區	District Council District	人口比例 ⁽¹⁾ (百分比) Proportion of Population ⁽¹⁾ (%)						
		未受教育 /學前教育 /Pre-primary	小學 Primary	中學 Secondary	預科 Sixth Form	文憑/證書 Diploma/ Certificate	專上教育 Post-secondary	學位課程 Degree course
香港島	Hong Kong Island							
中西區	Central and Western	5.6	11.1	35.3	8.2	4.3	3.9	31.7
灣仔	Wan Chai	4.0	10.3	36.6	9.3	4.6	4.8	30.4
東區	Eastern	6.4	15.0	42.2	7.4	4.3	4.3	20.4
南區	Southern	10.7	16.6	41.0	5.8	4.1	3.7	18.0
小計	Sub-total	6.9	14.0	39.9	7.4	4.3	4.2	23.3
九龍	Kowloon							
油尖旺	Yau Tsim Mong	5.9	16.4	43.7	6.2	3.9	4.1	19.7
深水埗	Sham Shui Po	8.1	21.4	44.4	5.8	3.0	3.5	13.7
九龍城	Kowloon City	5.7	15.7	41.5	8.1	3.7	4.0	21.3
黃大仙	Wong Tai Sin	10.4	23.1	46.6	4.9	2.8	3.3	8.9
觀塘	Kwun Tong	8.6	22.5	46.5	5.0	3.1	3.5	10.8
小計	Sub-total	8.0	20.4	44.9	5.9	3.2	3.6	14.1
新界	New Territories							
葵青	Kwai Tsing	8.6	22.1	46.9	5.0	3.0	3.9	10.5
荃灣	Tsuen Wan	6.6	16.0	45.5	6.0	4.3	4.1	17.5
屯門	Tuen Mun	7.1	20.1	51.0	4.5	3.5	3.6	10.3
元朗	Yuen Long	5.8	18.8	53.0	4.8	3.2	3.7	10.6
北區	North	7.3	19.4	50.3	5.1	3.2	3.7	10.9
大埔	Tai Po	6.8	17.8	47.8	5.8	3.7	4.4	13.8
沙田	Sha Tin	5.8	18.0	45.4	6.2	3.7	4.7	16.2
西貢	Sai Kung	5.2	16.1	47.1	6.1	4.0	4.3	17.3
離島	Islands	9.6	16.0	43.5	5.8	4.0	3.6	17.5
小計	Sub-total	6.7	18.7	48.2	5.4	3.5	4.1	13.4
陸上總計	Land total	7.1	18.3	45.7	5.9	3.6	4.0	15.4
加：水上人口	plus: Marine	33.0	20.3	24.1	9.9	0.4	0.5	11.8
全港	Whole territory	7.1	18.3	45.6	5.9	3.6	4.0	15.4

註釋：(1) 這些數字指在該區議會分區的十五歲及以上人口中所佔的百分比。

Note: (1) The figures refer to the percentages of the population aged 15 and over in the respective District Council Districts.

勞動人口 Labour Force

表 38 二零零六年按區議會分區劃分的勞動人口、勞動人口參與率及每月主要職業收入中位數
Table 38 Labour Force, Labour Force Participation Rate and Median Monthly Income from Main Employment by District Council District, 2006

區議會分區 District Council District	勞動人口 Labour Force	勞動人口參與率(百分比) Labour Force Participation Rate (%)			每月主要職業收入中位數 (港元) Median Monthly Income from Main Employment (HK\$)
		男性 Male	女性 Female	合計 Both Sexes	
香港島 Hong Kong Island					
中西區 Central and Western	141 522	71.7	59.1	64.7	12,500
灣仔 Wan Chai	88 860	70.4	59.1	64.0	12,000
東區 Eastern	313 606	68.8	54.5	61.0	11,000
南區 Southern	146 403	68.5	55.1	61.4	10,000
小計 Sub-total	690 391	69.5	56.1	62.2	11,000
九龍 Kowloon					
油尖旺 Yau Tsim Mong	152 319	70.5	53.9	61.7	10,000
深水埗 Sham Shui Po	177 852	63.7	48.2	55.5	9,500
九龍城 Kowloon City	190 526	68.4	53.8	60.4	10,500
黃大仙 Wong Tai Sin	207 374	65.9	46.6	55.9	9,000
觀塘 Kwun Tong	287 257	65.6	48.2	56.4	9,500
小計 Sub-total	1 015 328	66.5	49.7	57.6	10,000
新界 New Territories					
葵青 Kwai Tsing	260 256	66.0	48.9	57.2	9,000
荃灣 Tsuen Wan	154 850	71.0	55.3	62.6	11,000
屯門 Tuen Mun	263 807	71.8	51.0	61.1	9,500
元朗 Yuen Long	265 659	71.6	50.6	60.7	9,500
北區 North	143 172	71.2	50.1	60.1	9,500
大埔 Tai Po	157 461	71.2	53.1	61.8	9,800
沙田 Sha Tin	326 623	71.1	53.7	61.9	10,000
西貢 Sai Kung	225 998	74.1	58.3	65.8	10,500
離島 Islands	66 925	66.7	52.4	59.3	10,000
小計 Sub-total	1 864 751	70.7	52.5	61.2	10,000
陸上總計 Land total	3 570 470	69.2	52.4	60.3	10,000
加：水上人口 <i>plus: Marine</i>	1 914	80.3	61.5	72.7	5,000
全港 Whole territory	3 572 384	69.2	52.4	60.3	10,000

住戶 Households

表 39 一九九六年、二零零一年及二零零六年按區議會分區劃分的家庭住戶數目及家庭住戶平均人數
Table 39 Number of Domestic Households and Average Domestic Household Size by District Council District, 1996, 2001 and 2006

區議會分區 District Council District	家庭住戶數目 Number of Domestic Households			家庭住戶平均人數 Average Domestic Household Size		
	1996	2001	2006	1996	2001	2006
香港島 Hong Kong Island						
中西區 Central and Western	87 016	89 545	88 088	3.0	2.8	2.7
灣仔 Wan Chai	58 697	58 379	55 234	2.9	2.7	2.7
東區 Eastern	177 743	187 222	190 148	3.3	3.2	3.0
南區 Southern	79 739	82 331	82 575	3.5	3.3	3.2
小計 Sub-total	403 195	417 477	416 045	3.2	3.1	2.9
九龍 Kowloon						
油尖旺 Yau Tsim Mong	92 876	100 100	100 589	2.8	2.7	2.7
深水埗 Sham Shui Po	117 237	115 305	126 103	3.1	2.9	2.8
九龍城 Kowloon City	115 093	117 494	118 271	3.2	3.1	2.9
黃大仙 Wong Tai Sin	111 686	131 392	136 408	3.5	3.3	3.0
觀塘 Kwun Tong	176 170	175 380	194 178	3.3	3.1	2.9
小計 Sub-total	613 062	639 671	675 549	3.2	3.1	2.9
新界 New Territories						
葵青 Kwai Tsing	129 342	139 124	165 078	3.6	3.3	3.0
荃灣 Tsuen Wan	80 868	84 646	94 912	3.3	3.1	2.9
屯門 Tuen Mun	133 565	146 237	162 492	3.4	3.2	2.9
元朗 Yuen Long	101 913	137 211	169 782	3.3	3.2	3.1
北區 North	67 507	89 053	87 656	3.4	3.2	3.1
大埔 Tai Po	78 624	89 665	90 581	3.6	3.3	3.1
沙田 Sha Tin	168 298	183 301	191 182	3.4	3.3	3.1
西貢 Sai Kung	56 608	95 937	127 255	3.5	3.3	3.1
離島 Islands	20 266	29 568	45 114	2.8	2.7	2.9
小計 Sub-total	836 991	994 742	1 134 052	3.4	3.2	3.0
陸上總計 Land total	1 853 248	2 051 890	2 225 646	3.3	3.1	3.0
加：水上人口 <i>plus: Marine</i>	2 305	1 522	900	4.2	3.3	3.2
全港 Whole territory	1 855 553	2 053 412	2 226 546	3.3	3.1	3.0

房屋 Housing

表 40 二零零六年按區議會分區劃分的家庭住戶每月收入、租金、按揭供款及借貸還款中位數；
租金與收入比率中位數；按揭供款及借貸還款與收入比率中位數

Table 40 Median Monthly Domestic Household Income/Rent/Mortgage Payment and Loan Repayment, Median Rent to Income Ratio and Mortgage Payment and Loan Repayment to Income Ratio by District Council District, 2006

區議會分區	District Council District	家庭住戶每月 收入中位數 (港元)	家庭住戶每月 租金中位數 ⁽¹⁾ (港元)	家庭住戶每月 按揭供款及借貸 還款中位數 ⁽²⁾ (港元)	租金與收入 比率中位數 ⁽¹⁾ (百分比)	按揭供款及借 貸還款與收入 比率中位數 ⁽²⁾ (百分比)
		Median Monthly Domestic Household Income (HK\$)	Median Monthly Domestic Household Rent ⁽¹⁾ (HK\$)	Median Monthly Domestic Household Mortgage Payment and Loan Repayment ⁽²⁾ (HK\$)	Median Rent to Income Ratio ⁽¹⁾ (%)	Median Mortgage Payment and Loan Repayment to Income Ratio ⁽²⁾ (%)
香港島	Hong Kong Island					
中西區	Central and Western	26,250	6,500	11,000	25.2	28.4
灣仔	Wan Chai	27,500	7,500	12,500	26.7	26.9
東區	Eastern	21,705	2,180	9,000	18.0	27.3
南區	Southern	21,000	1,500	8,400	14.8	25.0
小計	Sub-total	23,000	3,000	9,500	19.3	26.9
九龍	Kowloon					
油尖旺	Yau Tsim Mong	17,500	3,900	9,500	26.0	32.0
深水埗	Sham Shui Po	13,500	1,680	8,811	19.1	27.8
九龍城	Kowloon City	20,000	2,500	10,500	20.0	29.8
黃大仙	Wong Tai Sin	14,250	1,598	6,200	15.0	23.1
觀塘	Kwun Tong	14,050	1,610	7,000	16.2	24.8
小計	Sub-total	15,035	1,760	8,000	17.7	27.3
新界	New Territories					
葵青	Kwai Tsing	14,500	1,561	7,500	14.7	26.0
荃灣	Tsuen Wan	20,000	1,860	9,003	16.3	28.7
屯門	Tuen Mun	15,000	1,032	6,000	11.1	24.9
元朗	Yuen Long	14,810	1,450	6,500	14.1	27.0
北區	North	16,000	1,325	6,022	14.4	25.0
大埔	Tai Po	18,000	1,350	7,000	14.1	25.0
沙田	Sha Tin	19,320	1,535	7,500	13.5	25.0
西貢	Sai Kung	21,000	1,900	8,000	15.3	26.8
離島	Islands	16,410	2,250	9,000	17.0	27.9
小計	Sub-total	17,000	1,499	7,200	14.1	26.1
陸上總計	Land total	17,260	1,677	7,800	16.0	26.6
加：水上人口	plus: Marine	10,000
全港	Whole territory	17,250	1,677	7,800	16.0	26.6

註釋：(1) 這些數字是根據居於租住居所的家庭住戶編製。

Notes : (1) The figures are compiled based on domestic households renting the accommodation they occupy.

(2) 這些數字是根據居於自置屋宇單位及有按揭或貸款的家庭住戶編製。在計算時，沒有包括那些由非住戶成員支付按揭供款及借貸還款的家庭住戶。

(2) The figures are compiled based on domestic households owning the quarters they occupy with mortgage or loan. Those domestic households with mortgage payment and loan repayment paid by non-household members are excluded in the calculation.

內部遷移

Internal Migration

表 41 二零零六年按曾否作內部遷移、五年前居住地區及現住地區劃分的五歲及以上人口⁽¹⁾
Table 41 Population⁽¹⁾ Aged 5 and Over by Whether Internally Migrated, Area of Residence 5 Years Ago and Area of Current Residence, 2006

曾否作內部遷移 Whether Internally Migrated	現住地區 Area of Current Residence				總計 Total
	五年前居住地區 Area of Residence 5 Years Ago	香港島 Hong Kong Island	九龍 Kowloon	新市鎮 New Towns	
數目 (百分比 ⁽²⁾) Number (% ⁽²⁾)					
曾作內部遷移⁽³⁾ Internally migrated ⁽³⁾					
香港島 Hong Kong Island	64 727 (1.0)	49 284 (0.7)	65 056 (1.0)	11 042 (0.2)	190 109 (2.9)
九龍 Kowloon	26 578 (0.4)	136 243 (2.0)	163 223 (2.5)	15 650 (0.2)	341 694 (5.1)
新市鎮 New towns	28 614 (0.4)	102 565 (1.5)	237 979 (3.6)	38 123 (0.6)	407 281 (6.1)
新界其他地區 Other areas in the New Territories	5 949 (0.1)	11 205 (0.2)	44 215 (0.7)	4 314 (0.1)	65 683 (1.0)
水上 Marine	137 (0.0)	156 (0.0)	49 (0.0)	147 (0.0)	489 (0.0)
小計 Sub-total	126 005 (1.9)	299 453 (4.5)	510 522 (7.7)	69 276 (1.0)	1 005 256 (15.1)
並無作內部遷移 Not internally migrated					
曾在同區遷居 Moved home within same area of residence	171 091 (2.6)	215 421 (3.2)	301 922 (4.5)	28 273 (0.4)	716 707 (10.8)
仍居舊址 ⁽⁴⁾ Remained in same address ⁽⁴⁾	825 145 (12.4)	1 315 975 (19.8)	2 160 186 (32.5)	195 275 (2.9)	4 496 581 (67.6)
五年前居於香港以外地方 Place of residence outside Hong Kong 5 years ago	108 353 (1.6)	130 930 (2.0)	164 012 (2.5)	27 039 (0.4)	430 334 (6.5)
小計 Sub-total	1 104 589 (16.6)	1 662 326 (25.0)	2 626 120 (39.5)	250 587 (3.8)	5 643 622 (84.9)
總計 Total	1 230 594 (18.5)	1 961 779 (29.5)	3 136 642 (47.2)	319 863 (4.8)	6 648 878 (100.0)

註釋：(1) 這些數字不包括住在船上的人士。

(2) 括號內的數字顯示在總人數中所佔的百分比。

(3) 曾作內部遷移的人士指該人士的現住地區與其五年前的居住地區不同。在分析內部遷移時，居住地區的轉變是指(a)一區議會分區與另一區議會分區之間的遷移，或(b)在新界同一區議會分區內，一新市鎮與另一新市鎮之間的遷移，或一新市鎮與該區其他地方之間的遷移。

(4) 這些數字包括現住於五年前住址，但在五年期間曾遷往其他地方，並稍後遷回的人士。

Notes : (1) The figures exclude persons living on board vessels.

(2) Figures in brackets represent the percentages in respect of the total.

(3) Persons having internally migrated were those whose area of current residence was different from the area of residence five years ago. In defining internal migration, a change in the area of residence refers to a move (a) from a District Council District to another District Council District; or (b) within a District Council District in the New Territories, from a new town to another new town, or from a new town to other areas in the district or vice versa.

(4) The figures include persons who currently live in the same address as 5 years ago but had moved elsewhere during the 5 years then moved back.

工作地點 Place of Work

表 42 二零零六年按工作地點及居住地區劃分的工作人口
Table 42 Working Population by Place of Work and Area of Residence, 2006

工作地點 Place of Work	居住地區 Area of Residence					總計 Total
	香港島 Hong Kong Island	九龍 Kowloon	新市鎮 New Towns	新界其他地區 Other Areas in the New Territories	水上 Marine	
	數目 (百分比 ⁽¹⁾) Number (% ⁽¹⁾)					
香港 Hong Kong						
香港島 Hong Kong Island	400 540 (11.9)	195 878 (5.8)	244 621 (7.3)	26 352 (0.8)	198 (0.0)	867 589 (25.8)
九龍 Kowloon	97 153 (2.9)	457 117 (13.6)	413 349 (12.3)	32 175 (1.0)	29 (0.0)	999 823 (29.7)
新市鎮 New towns	34 174 (1.0)	124 721 (3.7)	606 644 (18.0)	44 283 (1.3)	23 (0.0)	809 845 (24.1)
新界其他地區 Other areas in the New Territories	10 679 (0.3)	27 302 (0.8)	86 844 (2.6)	23 232 (0.7)	143 (0.0)	148 200 (4.4)
無固定地點 No fixed places	27 320 (0.8)	59 126 (1.8)	98 446 (2.9)	10 836 (0.3)	45 (0.0)	195 773 (5.8)
於家中工作 Work at home	70 458 (2.1)	55 626 (1.7)	69 834 (2.1)	16 675 (0.5)	102 (0.0)	212 695 (6.3)
水上 Marine	853 (0.0)	193 (0.0)	1 464 (0.0)	977 (0.0)	1 290 (0.0)	4 777 (0.1)
小計 Sub-total	641 177 (19.1)	919 963 (27.3)	1 521 202 (45.2)	154 530 (4.6)	1 830 (0.1)	3 238 702 (96.2)
香港以外地方 Places outside Hong Kong						
中國內地 The mainland of China	16 912 (0.5)	28 057 (0.8)	52 197 (1.6)	4 611 (0.1)	34 (0.0)	101 811 (3.0)
澳門 Macao	1 180 (0.0)	1 842 (0.1)	4 267 (0.1)	487 (0.0)	- (-)	7 776 (0.2)
台灣 Taiwan	632 (0.0)	667 (0.0)	748 (0.0)	86 (0.0)	- (-)	2 133 (0.1)
其他 Others	3 783 (0.1)	4 241 (0.1)	6 705 (0.2)	585 (0.0)	- (-)	15 314 (0.5)
小計 Sub-total	22 507 (0.7)	34 807 (1.0)	63 917 (1.9)	5 769 (0.2)	34 (0.0)	127 034 (3.8)
總計 Total	663 684 (19.7)	954 770 (28.4)	1 585 119 (47.1)	160 299 (4.8)	1 864 (0.1)	3 365 736 (100.0)

註釋：(1) 括號內的數字顯示在總人數中所佔的百分比。

Note: (1) Figures in brackets represent the percentages in respect of the total.

前赴工作地點的主要交通方式

Main Mode of Transport to Place of Work

表 43 二零零六年按前赴工作地點的主要交通方式及居住地區劃分的在港有固定工作地點的工作人口
Table 43 Working Population with Fixed Place of Work in Hong Kong by Main Mode of Transport to Place of Work and Area of Residence, 2006

交通方式 Mode of Transport	居住地區 Area of Residence				總計 Total
	香港島 Hong Kong Island	九龍 Kowloon	新市鎮 New Towns	新界其他地區 及水上 Other Areas in the New Territories and Marine	
	數目 (百分比 ⁽¹⁾) Number (% ⁽¹⁾)				
巴士 ⁽²⁾ Bus ⁽²⁾	203 968 (7.2)	270 579 (9.6)	509 613 (18.0)	23 944 (0.8)	1 008 104 (35.7)
地下鐵路 ⁽³⁾ Mass Transit Railway ⁽³⁾	128 014 (4.5)	255 861 (9.1)	210 665 (7.5)	7 827 (0.3)	602 367 (21.3)
步行 On foot only	69 327 (2.5)	107 519 (3.8)	126 336 (4.5)	9 387 (0.3)	312 569 (11.1)
公共小巴 ⁽⁴⁾ Public Light Bus ⁽⁴⁾	44 925 (1.6)	82 841 (2.9)	92 953 (3.3)	18 852 (0.7)	239 571 (8.5)
九廣鐵路東鐵、馬鐵及西鐵 KCRC East Rail, Ma On Shan Rail and West Rail	2 392 (0.1)	15 496 (0.5)	190 010 (6.7)	12 163 (0.4)	220 061 (7.8)
私家車 / 客貨車 Private car / Passenger van	38 339 (1.4)	35 336 (1.3)	78 324 (2.8)	25 193 (0.9)	177 192 (6.3)
公司巴士 / 小巴 Company bus / van	9 156 (0.3)	13 139 (0.5)	31 674 (1.1)	2 320 (0.1)	56 289 (2.0)
九廣鐵路輕鐵 KCRC Light Rail	48 (0.0)	- (-)	49 319 (1.7)	2 356 (0.1)	51 723 (1.8)
屋邨 / 大廈巴士 Residential coach service	2 851 (0.1)	799 (0.0)	28 539 (1.0)	4 547 (0.2)	36 736 (1.3)
的士 Taxi	16 350 (0.6)	11 085 (0.4)	7 997 (0.3)	498 (0.0)	35 930 (1.3)
其他 Others	27 176 (1.0)	12 363 (0.4)	26 028 (0.9)	19 348 (0.7)	84 915 (3.0)
總計 Total	542 546 (19.2)	805 018 (28.5)	1 351 458 (47.8)	126 435 (4.5)	2 825 457 (100.0)

註釋：(1) 括號內的數字顯示在總人數中所佔的百分比。

Notes : (1) Figures in brackets represent the percentages in respect of the total.

(2) 巴士包括九龍巴士、新世界第一巴士、城巴、龍運巴士、新大嶼山巴士及九廣鐵路公司接駁巴士。

(2) Buses include Kowloon Motor Bus, New World First Bus, Citybus, Long Win Bus, New Lantao Bus and Kowloon-Canton Railway Corporation Feeder Buses.

(3) 地下鐵路包括本地線(即觀塘線、荃灣線、港島線、東涌線、將軍澳線及地鐵迪士尼線)及機場快線。

(3) MTR include Local Line (viz. Kwun Tong Line, Tsuen Wan Line, Island Line, Tung Chung Line, Tseung Kwan O Line and Disneyland Resort Line) and Airport Express Line.

(4) 公共小巴包括綠色專線小巴及紅色小巴。

(4) Public Light Buses include green and red minibuses.

上課地點

Place of Study

表 44 二零零六年按上課地點及居住地區劃分於香港學校或教育機構就讀全日制課程的人口
 Table 44 Persons Attending Full-time Courses in Schools or Educational Institutions in Hong Kong by Place of Study and Area of Residence, 2006

上課地點 Place of Study	居住地區 Area of Residence					總計 Total
	香港島 Hong Kong Island	九龍 Kowloon	新市鎮 New Towns	新界其他地區 Other Areas in the New Territories	水上 Marine	
	數目 (百分比 ⁽¹⁾) Number (% ⁽¹⁾)					
香港島 Hong Kong Island	187 493 (14.7)	17 940 (1.4)	22 569 (1.8)	3 784 (0.3)	171 (0.0)	231 957 (18.2)
九龍 Kowloon	13 824 (1.1)	304 189 (23.9)	94 873 (7.4)	8 051 (0.6)	- (-)	420 937 (33.0)
新市鎮 New towns	5 645 (0.4)	24 813 (1.9)	526 060 (41.3)	31 776 (2.5)	141 (0.0)	588 435 (46.2)
新界其他地區 Other areas in the New Territories	1 031 (0.1)	2 175 (0.2)	14 756 (1.2)	15 155 (1.2)	85 (0.0)	33 202 (2.6)
總計 Total	207 993 (16.3)	349 117 (27.4)	658 258 (51.6)	58 766 (4.6)	397 (0.0)	1 274 531 (100.0)

註釋：(1) 括號內的數字顯示在總人數中所佔的百分比。

Note: (1) Figures in brackets represent the percentages in respect of the total.

前赴上課地點的主要交通方式

Main Mode of Transport to Place of Study

表 45 二零零六年按前赴上課地點的主要交通方式及居住地區劃分於香港學校或教育機構就讀全日制課程的人口

Table 45 Persons Attending Full-time Courses in Schools or Educational Institutions in Hong Kong by Main Mode of Transport to Place of Study and Area of Residence, 2006

交通方式 Mode of Transport	居住地區 Area of Residence				總計 Total
	香港島 Hong Kong Island	九龍 Kowloon	新市鎮 New Towns	新界其他地區 及水上 Other Areas in the New Territories and Marine	
	數目 (百分比 ⁽¹⁾) Number (% ⁽¹⁾)				
步行 On foot only	49 238 (3.9)	113 208 (8.9)	254 130 (19.9)	14 250 (1.1)	430 826 (33.8)
巴士 ⁽²⁾ Bus ⁽²⁾	51 611 (4.0)	78 918 (6.2)	128 066 (10.0)	9 068 (0.7)	267 663 (21.0)
校車 / 褸姆車 School bus / School van	54 072 (4.2)	53 137 (4.2)	85 557 (6.7)	11 897 (0.9)	204 663 (16.1)
地下鐵路 ⁽³⁾ Mass Transit Railway ⁽³⁾	22 966 (1.8)	54 555 (4.3)	47 222 (3.7)	1 714 (0.1)	126 457 (9.9)
公共小巴 ⁽⁴⁾ Public Light Bus ⁽⁴⁾	15 726 (1.2)	35 628 (2.8)	30 329 (2.4)	5 496 (0.4)	87 179 (6.8)
九廣鐵路東鐵、馬鐵及西鐵 KCRC East Rail, Ma On Shan Rail and West Rail	650 (0.1)	3 901 (0.3)	47 234 (3.7)	2 992 (0.2)	54 777 (4.3)
九廣鐵路輕鐵 KCRC Light Rail	- (-)	30 (0.0)	43 690 (3.4)	2 603 (0.2)	46 323 (3.6)
私家車 / 客貨車 Private car / Passenger van	7 620 (0.6)	6 909 (0.5)	12 021 (0.9)	5 477 (0.4)	32 027 (2.5)
屋邨巴士 Residential coach service	79 (0.0)	170 (0.0)	5 011 (0.4)	1 451 (0.1)	6 711 (0.5)
的士 Taxi	1 762 (0.1)	2 084 (0.2)	2 161 (0.2)	251 (0.0)	6 258 (0.5)
其他 Others	4 269 (0.3)	577 (0.0)	2 837 (0.2)	3 964 (0.3)	11 647 (0.9)
總計 Total	207 993 (16.3)	349 117 (27.4)	658 258 (51.6)	59 163 (4.6)	1 274 531 (100.0)

註釋：(1) 括號內的數字顯示在總人數中所佔的百分比。

Notes : (1) Figures in brackets represent the percentages in respect of the total.

(2) 巴士包括九龍巴士、新世界第一巴士、城巴、龍運巴士、新大嶼山巴士及九廣鐵路公司接駁巴士。

(2) Buses include Kowloon Motor Bus, New World First Bus, Citybus, Long Win Bus, New Lantao Bus and Kowloon-Canton Railway Corporation Feeder Buses.

(3) 地下鐵路包括本地線(即觀塘線、荃灣線、港島線、東涌線、將軍澳線及地鐵迪士尼線)及機場快線。

(3) MTR include Local Line (viz. Kwun Tong Line, Tsuen Wan Line, Island Line, Tung Chung Line, Tseung Kwan O Line and Disneyland Resort Line) and Airport Express Line.

(4) 公共小巴包括綠色專線小巴及紅色小巴。

(4) Public Light Buses include green and red minibuses.

二零零六年中期人口統計 的數據項目

Data Topics for the 2006 Population By-census

人口及社會特徵

出生年份和月份
性別
婚姻狀況
慣用語言
使用其他語言 / 方言的能力
國籍
種族
出生地點

Demographic and social characteristics

Year and month of birth
Sex
Marital status
Usual language
Ability to speak other languages/dialects
Nationality
Ethnicity
Place of birth

教育特徵

就學情況
教育程度(最高就讀程度)
教育程度(最高完成程度)
修讀科目
上課地點
前赴上課地點的交通方式

Educational characteristics

School attendance
Educational attainment (highest level attended)
Educational attainment (highest level completed)
Field of education
Place of study
Mode of transport to place of study

內部遷移特徵

點算時刻身在何處
在港居住年期
五年前居住的地方

Internal migration characteristics

Whereabouts at reference moment
Duration of residence in Hong Kong
Place of residence 5 years ago

經濟特徵

經濟活動身分
行業
職業
是否有兼職
主要職業收入
兼職收入
其他現金收入(包括以現金形式收取的租金)

工作地點
前赴工作地點的交通方式

Economic characteristics

Economic activity status
Industry
Occupation
Whether having secondary employment
Earnings from main employment
Earnings from secondary employment
Other cash income (including cash income from rent)

Place of work
Mode of transport to place of work

房屋特徵

屋宇單位類型
 居所類型
 屋宇單位住用情況
 居所內廳房數目（包括客／飯廳、睡房、其他房間、廚房、浴室／廁所）
 單位住戶數目（引申得出）
 單位居住人數（引申得出）
 居所租住權
 租金（包括差餉、地租及管理費）
 按揭供款或借貸還款

Housing characteristics

Type of quarters
 Type of accommodation
 Occupancy of quarters
 Number of rooms in the residence (including living / dining rooms, bedrooms, other rooms, kitchens, bathrooms / toilets)
 Number of households in quarters (derived)
 Number of occupants in quarters (derived)
 Tenure of accommodation
 Rent (including rates, government rent and management fees)
 Mortgage payment or loan repayment

住戶特徵

住戶類型
 是否住戶成員
 與住戶其他成員的關係
 住戶人數（引申得出）
 住戶結構（引申得出）
 住戶收入（引申得出）

Household characteristics

Type of household
 Whether a member of the household
 Relationship to other members of the household
 Household size (derived)
 Household composition (derived)
 Household income (derived)

中文詞彙釋義

Definition of Terms in Chinese

中文詞彙釋義（按筆畫數目排列）

Definition of Terms in Chinese (in order of number of strokes)

方括號內的數字為英文詞彙釋義內的相對編號

Number in square brackets indicates the corresponding reference number for Definition of Terms in English

- (1) 人口 (Population)：請參看第 (27) 項「居港人口」。 [56]
- (2) 人口密度 (Population Density)：在居住地域內的人口數目與土地面積（以平方公里計算）的比例。 [57]
- (3) 上課地點 (Place of Study)：指在本港修讀全日制課程者所讀學校或教育機構的地點。 [54]
- (4) 工作人口 (Working Population)：請參看第 (61) 項「經濟活動身分」。 [67]
- (5) 工作地點 (Place of Work)：指受訪者在中期人口統計前七天內，因工作關係而須經常停留或每日必到的地點所在的地區。如受訪者在該七天內有超過一份工作，則工作地點是指其主要職業的工作地方；若受訪者每日都轉換工作地方（如地盤工人）或有多個工作地方（如須同時在醫院及診所工作的醫生、流動小販），則工作地點是指他在該七天內因工作關係而逗留最久的地方。對於沒有固定工作地點，但須每日返回公司或車場報到的受訪者（如推銷員、司機）來說，工作地點是指其公司或車場；對於大部分時間均在內地工作的中港跨境貨運司機來說，則是指中國內地。 [55]
- (6) 五年前居住地區 (Area of Residence Five Years Ago)：指某人在中期人口統計的五年前所居住的地區。如該地方位於香港以外，則記錄所住的國家。 [4]
- (7) 內部遷移 (Internal Migration)：曾作內部遷移的人士指該人的現住地區與其五年前的居住地區不同。在分析內部遷移時，居住地區的轉變是指（甲）一區議會分區與另一區議會分區之間的遷移，或（乙）在新界同一區議會分區內，一新市鎮與另一新市鎮之間的遷移，或一新市鎮與該區其他地方之間的遷移。 [25]
- (8) 少年兒童撫養比率 (Child Dependency Ratio)：十五歲以下人口數目與每千名十五至六十四歲人口相對的比率。 [10]
- (9) 出生地點 (Place of birth)：指一個人的出生所在地的國家 / 地區。 [53]
- (10) 在港居住年期 (Duration of Residence in Hong Kong)：計算受訪者在港居住的總年數（以整年計），離港超過六個月或以上的期間不計算在內。 [14]
- (11) 年齡 (Age)：指一個人出生後所度過完整年數。答案由出生年月推算得出。 [2]
- (12) 年齡中位數 (Median Age)：顯示人口平均年齡的一種指標，人口總數百分之五十在這年齡之上，而其餘的百分之五十在這年齡之下。 [31]
- (13) 有人居住的屋宇單位 (Occupied Quarters)：屋宇單位指可供住用的單位、房屋及建築物。請參看第 (33) 項的「屋宇單位類型」。有人居住屋宇單位指在點算時刻有符合居港人口定義的人居住的屋宇單位。 [49]
- (14) 老年撫養比率 (Elderly Dependency Ratio)：六十五歲及以上人口數目與每千名十五至六十四歲人口相對的比率。 [18]
- (15) 行業 (Industry)：在點算時刻前的七天內，受訪者的工作機構主要生產的貨品或提供的服務類別。

行業包括的範圍如下： [24]

製造業 (Manufacturing)：包括棉及其他紗線紡織、棉及其他布料的梭織及針織、漂染、印染、整理、衣著用品製造、針織及其他紡織製成品、地氈、繩索、細繩、食品、飲品、煙草、鞋履、皮革製品、橡膠製品、塑膠製品、木製品、紙品、金屬製品、機械、化學品、化學產品、玻璃及陶器。

建造業 (Construction)：包括樓宇建造、土木工程、鋪設水管、鋪設電線、安裝及維修冷氣系統。

批發、零售、進出口貿易、飲食及酒店業 (Wholesale, retail and import/export trades, restaurants and hotels)：包括批發及零售業、進出口貿易業、小販、非固定行業的經紀、其他商業代理人、酒樓、咖啡室、酒店及旅舍。

運輸、倉庫及通訊業 (Transport, storage and communications)：包括陸路運輸、海上運輸及空運業、運輸業的附帶服務、貨棧及倉庫、郵政及電訊業。

金融、保險、地產及商用服務業 (Financing, insurance, real estate and business services)：包括金融、保險、地產；律師、會計師、核數師、建築師、測量師及廣告公司的辦事處及資料處理服務。

社區、社會及個人服務業 (Community, social and personal services)：包括政府服務、教育服務、醫療、牙科及其他保健服務、衛生服務、福利機構、宗教團體、電影院及劇院、電台及電視台、圖書館及博物館、電器修理店、車輛維修店以及其他家庭及個人服務。

其他 (Others)：包括「農業及漁業」、「採礦及採石業」、「電力、燃氣及水務業」等行業，及報稱的行業不能分類或描述不足。

(16) **住戶人數 (Household Size)**：指家庭住戶中的人口數目。 [23]

(17) **住戶結構 (Household Composition)**：住戶結構是根據住戶內各人與戶主的關係，以及他們之間的配偶、父母、子女關係的資料而得出的。它顯示了家庭核心數目及家庭核心與其他住戶成員之間的關係。一個家庭核心是指 (i) 一對夫婦及他們所有從未結婚的子女(如有);或 (ii) 單親家長(父親或母親)及他/她所有從未結婚的子女。各類住戶結構如下： [22]

單人住戶 (One person)：只有一個人的家庭。

未擴展的單核心家庭住戶 (One unextended nuclear family)：由一個家庭核心而無其他親屬組成的住戶。

垂直擴展的單核心家庭住戶 (One vertically extended nuclear family)：由一個家庭核心及一名或以上不同代的親屬所組成的住戶。這類住戶可包括或不包括其他屬同一代的親屬。

平向擴展的單核心家庭住戶 (One horizontally extended nuclear family)：由一個家庭核心及一名或以上同一代親屬所組成的住戶。這個住戶內沒有其他屬於另一代的親屬。

多個核心家庭住戶 (Two or more nuclear families)：由兩個或以上家庭核心所組成的住戶，其成員可以有或沒有親屬關係。

有親屬關係人士的非核心家庭住戶 (Related persons forming no nuclear family)：由一羣有親屬關係但未能形成一個家庭核心的人士所組成。這些住戶可包括或不包括一些沒

有親屬關係的成員。

只包括無親屬關係人士住戶 (Unrelated persons only)：由一羣無親屬關係人士所組成的住戶。

- (18) **每人的平均廳房數目 (Average Number of Rooms per Person)**：按每人計算的平均客／飯廳、睡房及其他房間數目，不包括廚房及浴室／廁所。計算方法是把所有家庭住戶自用的客／飯廳、睡房及其他房間總數除以在家庭住戶內的人口總數。 [9]
- (19) **每月主要職業收入 (Monthly Income from Main Employment)**：對於僱主或自營作業者來說，這是指扣除營運開支後從主要業務所賺得的收入。對於僱員來說，則是指從主要工作所賺取的全部收入，包括薪金或工資、花紅、佣金、逾時工作補薪、房屋津貼、小賬及其他現金津貼，但不包括年終花紅及雙糧。所記金額以二零零六年六月的收入計算。 [43]
- (20) **每月主要職業收入中位數 (Median Monthly Income from Main Employment)**：每月主要職業收入的一種平均值，百分之五十的工作人口（不包括無酬家庭從業員），他們的主要職業收入高於這數字，而其餘百分之五十，他們的主要職業收入低於這數字。請參看第 (19) 項「**每月主要職業收入**」。 [35]
- (21) **每個屋宇單位的平均家庭住戶數目（或共住程度） (Average Number of Domestic Households per Unit of Quarters (or Degree of Sharing))**：計算方法是把家庭住戶總數除以有家庭住戶居住的屋宇單位總數。 [7]
- (22) **每個家庭住戶的平均廳房數目 (Average Number of Rooms per Domestic Household)**：按家庭住戶計算的平均客／飯廳、睡房及其他房間數目，不包括廚房及浴室／廁所。計算方法是把家庭住戶自用的客／飯廳、睡房及其他房間總數除以家庭住戶總數。 [8]
- (23) **使用其他語言／方言的能力 (Ability to Speak Other Languages/Dialects)**：若受訪者在日常生活中（如讀書、工作或回答問路者），能夠使用某種語言／方言與人進行簡單交談，則他／她可算具備使用該種語言／方言的能力。如受訪者除慣用語言外，尚能說其他語言／方言，則他／她可算具備使用其他語言／方言的能力。請參看第 (62) 項「**慣用語言**」。 [1]
- (24) **尚餘按揭供款或借貸還款年期 (Outstanding Period of Mortgage Payment or Loan Repayment)**：指居於自置有按揭或貸款屋宇單位的家庭住戶，其居所的按揭供款或借貸還款的尚餘年數。如其居所涉及多項按揭或貸款條款，則只統計其中尚餘供款或還款年數最長者。 [50]
- (25) **尚餘按揭供款或借貸還款年期中位數 (Median Outstanding Period of Mortgage Payment or Loan Repayment)**：尚餘按揭供款或借貸還款年期的一種平均值，百分之五十居於自置有按揭或貸款屋宇單位的家庭住戶，他們的尚餘按揭供款或借貸還款年期高於這數字，而其餘的百分之五十則低於這數字。由家庭住戶成員支付的按揭供款及借貸還款是零（即只由非家庭住戶成員支付的按揭供款及借貸還款）的住戶並不包括在計算之內。請參看第 (24) 項「**尚餘按揭供款或借貸還款年期**」。 [37]
- (26) **居所租住權 (Tenure of Accommodation)**：指住戶現居單位所屬情況。各有關定義如下： [62]

自置，有按揭或貸款 (Owner-occupier, with mortgage payment or loan repayment)：住戶擁有居住單位的業權，並須就該單位支付按揭供款或借貸還款。

自置，沒有按揭及貸款 (Owner-occupier, without mortgage payment and loan repayment)：住戶擁有居住單位的業權，但無須就該單位支付按揭供款或借貸還款。

全租 (Sole tenant)：住戶向居於別處的人士租用整個單位自住，沒有分租，單位內也沒

有其他的住戶。

合租 (Co-tenant)：兩個或以上的住戶分別向居於別處的人士租用部分單位居住。

二房東 (Main tenant)：住戶向居於別處的人士租用整個單位，並把部分單位分租予其他住戶。

三房客 (Sub-tenant)：住戶向居於同一單位內的人士租用單位的一部分居住。

免交租金 (Rent free)：住戶免費在單位內居住（不論是否獲得業主同意），但不包括獲僱主提供居所的住戶。

由僱主提供 (Provided by employer)：現居單位為住戶成員的僱主所提供，亦包括以象徵式租金向僱主租用單位的住戶。但獲僱主提供房屋津貼而自行租用地方居住者，則不屬此類別。

(27) **居港人口 (Hong Kong Resident Population)**：居港人口包括「常住居民」和「流動居民」。「常住居民」指以下兩類人士：(一) 在點算時刻前的六個月內，在港逗留最少三個月，又或在點算時刻後的六個月內，在港逗留最少三個月的香港永久性居民，不論在點算時刻他們是否身在香港；及(二) 於點算時刻在港的香港非永久性居民。至於「流動居民」，則指在點算時刻前的六個月內，在港逗留最少一個月但少於三個月，或在點算時刻後的六個月內，在港逗留最少一個月但少於三個月的香港永久性居民，不論在點算時刻他們是否身在香港。 [21]

(28) **性別比率 (Sex Ratio)**：男性數目與每千名女性相對的比率。 [61]

(29) **房屋類型 (Type of Housing)**：請參看第 (33) 項「**屋宇單位類型**」。 [63]

(30) **前五年內平均每年增長率 (Average Annual Growth Rate Over the Previous 5 Years)**：在計算前五年的人口增長時，每年平均增長率是採用以下公式計算：

$$\frac{P_2}{P_1} = (1 + r)^5$$

P_1 = 五年前的人口
 P_2 = 該年的人口
 r = 平均每年增長率

家庭住戶的平均每年增長率也是採用相若公式計算。 [5]

(31) **前赴上課地點的主要交通方式 (Main Mode of Transport to Place of Study)**：指在港修讀全日制課程者前赴上課地點常用的交通方式。（如所使用的交通方式超過一種，則以乘搭最長路程的一項為主要交通方式。）經常徒步上學而無須乘搭任何交通工具者，則視為「步行」。 [28]

(32) **前赴工作地點的主要交通方式 (Main Mode of Transport to Place of Work)**：指在本港境內有固定工作地點的受訪者前赴工作地點常用的交通工具。（如所使用的交通工具超過一種，則以乘搭最長路程的一項為主要交通方式。）經常步行上班而無須乘搭任何交通工具者，則視為「步行」。 [29]

(33) **屋宇單位類型 (Type of Quarters)**：屋宇單位按所屬建築物的類型，而建築物則按其建築材料種類、興建用途及負責建築的機構分類。 [64]

永久性房屋 (Permanent housing)

公營租住房屋 (Public rental housing)

房屋委員會甲類租住單位 (Housing Authority rental flats (Group A))：包括

以前稱為政府廉租屋及由香港房屋委員會建造的公營房屋單位。改建的乙類第一型及第二型租住大廈的單位亦歸納此類別。

房屋委員會乙類租住單位 (Housing Authority rental flats (Group B)) : 這些是以前稱為徙置屋邨的屋宇單位, 但自一九七三年起改由香港房屋委員會管理。這些單位所屬的大廈可再劃分為第四型至第六型大廈。

房屋委員會中轉房屋 / 租者置其屋計劃 / 可租可買計劃租住單位 (Housing Authority rental flats (Interim Housing / Tenants Purchase Scheme / Buy or Rent Option)) : 包括房屋委員會中轉房屋、租者置其屋計劃及可租可買計劃下的租住單位。

房屋協會租住單位 (Housing Society rental flats) : 這些租住單位由香港房屋協會建造及管理。

資助出售單位 (Subsidized sale flats)

房屋委員會資助出售單位 (Housing Authority subsidized sale flats) : 包括按香港房屋委員會的居者有其屋計劃、中等入息家庭房屋計劃、私人機構參建居屋計劃、可租可買計劃、重建置業計劃及租者置其屋計劃下出售的單位, 可在公開市場買賣的單位則不包括在內。

房屋協會資助出售單位 (Housing Society subsidized sale flats) : 包括按香港房屋協會的住宅發售計劃及夾心階層住屋計劃興建的單位, 可在公開市場買賣的單位則不包括在內。

私人房屋 (Private housing)

私人住宅單位 (Private residential flats) : 包括主要作住宅用途的多層樓宇或房屋的單位。按香港房屋協會市區改善計劃建造的單位、由香港平民屋宇公司建造的大廈的單位, 及可在公開市場買賣的租者置其屋計劃 / 可租可買計劃 / 居者有其屋計劃 / 中等入息家庭房屋計劃 / 私人機構參建居屋計劃 / 重建置業計劃 / 住宅發售計劃 / 夾心階層住屋計劃的單位亦包括在內。這些單位可按居處類型分為 (a) 全間屋 / 整個單位及 (b) 房間 / 閣仔 / 床位。

別墅 / 平房 / 新型村屋 (Villas/Bungalows/Modern village houses) : 這些是一層或多層的獨立房屋, 屋內有浴室、沖廁和食水供應等完善設備。

簡單磚石蓋搭建築物 / 傳統村屋 (Simple stone structures / Traditional village houses) : 簡單磚石蓋搭建築物是用磚石及 / 或其他堅固材料建造, 通常是一層高。傳統村屋亦屬此類別。

員工宿舍 (Staff quarters) : 包括政府、醫院、大學、學校及私人公司為員工建造的宿舍。

非住宅用房屋 (Non-domestic housing)

非住宅用屋宇單位 (Non-domestic quarters) : 包括在精神病院、善終醫院、療養院、懲教機構、老人院、男女童院、宗教場所、酒店、旅舍、宿舍 (例如大學學生宿舍) 及其他非住宅建築物 (例如商業大廈及工廠大廈) 內的住宿地方 (例如房間或床位)。亦包括船艇。

臨時房屋 (Temporary housing)

臨時屋宇單位 (Temporary quarters)：包括香港房屋委員會轄下的平房區及臨時房屋區的單位和私人臨時房屋如天台建築物、建築地盤的棚屋、半圓形活動營房、荒廢船艇、木屋及非作住宅用途的地方（例如梯台、樓梯、走廊等）。

- (34) **按揭供款及借貸還款與收入比率 (Mortgage Payment and Loan Repayment to Income Ratio)**：居於自置有按揭或貸款屋宇單位的家庭住戶每月支付的按揭供款及借貸還款與住戶每月收入的比率。收入金額和 / 或住戶成員的按揭供款及借貸還款為零（即只由非家庭住戶成員支付的按揭供款及借貸還款）的住戶都不包括在計算之內。 [44]
- (35) **按揭供款及借貸還款與收入比率中位數 (Median Mortgage Payment and Loan Repayment to Income Ratio)**：家庭住戶每月支付的按揭供款及借貸還款與住戶每月收入的比率的一種平均值。百分之五十居於自置有按揭或貸款屋宇單位的家庭住戶的按揭供款及借貸還款與收入比率高於這數字，而其餘百分之五十，他們的按揭供款及借貸還款與收入比率低於這數字。收入金額和 / 或住戶成員的按揭供款及借貸還款為零（即只由非家庭住戶成員支付的按揭供款及借貸還款）的住戶都不包括在計算之內。 [36]
- (36) **流動居民 (Mobile Residents)**：指在點算時刻前的六個月內，在港逗留最少一個月但少於三個月，或在點算時刻後的六個月內，在港逗留最少一個月但少於三個月的香港永久性居民，不論在點算時刻他們是否身在香港。 [39]
- (37) **修讀科目 (Field of Education)**：指受訪者就讀 / 完成的最高教育程度所修讀的課程科目。 [20]

一般課程 (General programmes)：包括一般學前、小學及中學教育課程 包括毅進計劃。

文學及社會科學 (Arts and social science)：包括音樂、繪畫、雕刻、戲劇、手工藝、攝影及電影攝影、文學、語文及語言學、歷史、哲學、神學、宗教、考古學、人類學、經濟學、社會學、理論心理學、臨床心理學、人口統計學、地理、政治學及區域研究。

純科學 (Pure science)：包括數學、生物、化學、地質學、物理、天文學、氣象學、海洋學、統計學及精算學。

教育 (Education)：包括教育學院及香港工商師範學院的課程；教育證書 / 文憑課程以及教育學位課程。

商科課程 (Business and commercial studies)：包括銀行業務、市場學、金融及投資、估價、採購及供應、保險、秘書、公司行政秘書、公共及商業行政、會計、速記、打字及簿記。

電腦課程 (Computer studies)：包括電腦程序及系統分析、電腦資料處理、商用機器及電腦操作。

醫療衛生課程 (Medical and health related studies)：包括藥物（中藥除外）、護理、牙科、精神病學、放射學、藥劑、牙科及醫科技術、物理及職業治療、言語治療、解剖學、生理學、免疫學、病理學及法醫學。

建築及營造工程 (Architecture and construction engineering)：包括建築、城市設計及環境設計、運輸研究、建築技術（例如：測量、木工、泥水、批盪、貼磚、潔具及喉管裝配）、污水、供水及處理、土木及結構工程、屋宇裝備工程、土壤力學、繪圖技術、室內設計、土地、建築及營造管理。

機械、電機、電子及輪機工程 (Mechanical, electrical, electronic and marine engineering) : 包括機械工程、採礦工程、汽車技工、汽車科技、生產工程、塑膠模工藝、工具及模具技術、工業工程、電機及電子工程、冷凍及空氣調節、電視 / 收音機維修保養、無線電訊、海洋電子、造船及維修、造船工程。

紡織、設計及其他工業技術 (Textile, design and other industrial technology) : 包括紡織 / 製衣技術、例如染色、織物、印花、成衣及皮革製造、印刷技術、工業設計、基本、平面及立體設計、化學工程、鐘錶製作及光學。

其他職業課程 (Other vocational studies) : 包括法律及法理學、新聞學、電台及電視廣播、公共關係、圖書館學、社會工作、農業程序、中藥、旅遊業、酒店管理、實驗室技術、民間保安、軍務、職業輔導及其他服務行業。

- (38) **家庭住戶 (Domestic Household)** : 一群住在一起及分享生活所需的人士，他們之間不一定有親戚關係。自己單獨安排生活所需的個別人士亦當為一戶，即「單人住戶」。(在二零零六年中期人口統計，成員只有流動居民的住戶不包括在家庭住戶內。) [12]
- (39) **家庭住戶平均人數 (Average Domestic Household Size)** : 每個家庭住戶的平均人數。計算方法是把家庭住戶內的人口總數除以家庭住戶總數。 [6]
- (40) **家庭住戶每月收入 (Monthly Domestic Household Income)** : 指住戶成員於二零零六年六月份的總收入 (包括他們由所有工作獲得的現金收入及其他現金收入) 。 [40]
- (41) **家庭住戶每月收入中位數 (Median Monthly Domestic Household Income)** : 住戶每月收入的一種平均值，百分之五十的住戶，他們的收入高於這數字，而其餘百分之五十，他們收入低於這數字。收入金額是零的住戶亦包括在計算之內。請參看第 (40) 項「家庭住戶每月收入」。 [32]
- (42) **家庭住戶每月按揭供款及借貸還款 (Monthly Domestic Household Mortgage Payment and Loan Repayment)** : 居於自置有按揭或貸款屋宇單位的家庭住戶於二零零六年七月份為其居所支付的按揭供款及借貸還款金額，包括因第一按、第二按、房屋貸款或其他有關贖回所居屋宇單位的特別還款計劃而償還的款項，但不包括差餉、地租、水費、電費、氣體燃料費、電話費及管理費。 [41]
- (43) **家庭住戶每月按揭供款及借貸還款中位數 (Median Monthly Domestic Household Mortgage Payment and Loan Repayment)** : 家庭住戶每月按揭供款及借貸還款的一種平均值。百分之五十居於自置有按揭或貸款屋宇單位的家庭住戶支付的按揭供款及借貸還款高於這數字，而其餘百分之五十，他們支付的按揭供款及借貸還款低於這數字。由家庭住戶成員支付的按揭供款及借貸還款是零 (即只由非家庭住戶成員支付的按揭供款及借貸還款) 的住戶不包括在計算之內。請參看第 (42) 項「家庭住戶每月按揭供款及借貸還款」。 [33]
- (44) **家庭住戶每月租金 (Monthly Domestic Household Rent)** : 居於租住居所的家庭住戶為其居所支付二零零六年七月份的租金金額，包括該月的差餉、地租及管理費，但不包括水費及電費。二房東的租金，為減去分租給三房客所獲租金後的淨額。租金金額是零的住戶包括居住在親友家中無論是否得到許可而沒有繳付租金的住戶、向三房客收取的租金總值超過或相等於大租的二房東住戶及由僱主免費提供住所的住戶。 [42]
- (45) **家庭住戶每月租金中位數 (Median Monthly Domestic Household Rent)** : 家庭住戶每月租金金額的一種平均值。百分之五十居於租住居所的家庭住戶每月支付的租金高於這數字，而其餘百分之五十，他們支付的租金低於這數字。租金金額是零的住戶並不包括在計算之內。請參看第 (44) 項「家庭住戶每月租金」。 [34]
- (46) **租金與收入比率 (Rent to Income Ratio)** : 居於租住居所的家庭住戶每月支付的租金金額與住戶每

月收入的比率。收入金額和 / 或租金金額是零的住戶並不包括在計算之內。 [59]

- (47) **租金與收入比率中位數 (Median Rent to Income Ratio)**：家庭住戶每月支付的租金金額與每月收入的比率的一種平均值。百分之五十居於租住居所的家庭住戶的租金與收入比率高於這數字，而其餘百分之五十，他們的租金與收入比率低於這數字。收入金額和 / 或租金金額是零的住戶並不包括在計算之內。 [38]
- (48) **區議會分區及選區 (District Council District and Constituency Area)**：根據區議會條例 (第 547 章)，全港共有 18 個地方行政區：港島 4 個，九龍 5 個及新界 9 個。每個地方行政區均設有一個區議會，而每個區議會的選區分界則是由選舉管理委員會向行政長官建議。二零零六年中期人口統計時所採用的是按二零零三年十一月二十三日區議會選舉時所用的區議會選區分界，而該分界是根據《2003 年選區(區議會)宣布令》(2003 年第 121 號法律公告)，由行政長官會同行政會議根據《區議會條例》(第 547 章)第 6 條而作出的。 [11]
- (49) **國籍 (Nationality)**：國籍與個人的居住地、種族或出生地有關。國籍不一定與該人的旅行證件有關。 [45]
- (50) **婚姻狀況 (Marital Status)**：受訪者在中期人口統計訪問時所報稱的婚姻狀況，而有關的婚姻或離婚事件是否有經過合法登記或儀式，並未有查核。 [30]
- (51) **專上教育 (Post-secondary Education)**：請參看第 (54) 項「教育程度」。 [52]
- (52) **常住居民 (Usual Residents)**：「常住居民」指以下兩類人士：(一) 在點算時刻前的六個月內，在港逗留最少三個月，又或在點算時刻後的六個月內，在港逗留最少三個月的香港永久性居民，不論在點算時刻他們是否身在香港；及 (二) 於點算時刻在港的香港非永久性居民。 [66]
- (53) **從事經濟活動人口 (Economically Active Population)**：包括就業人士 (即工作人口) 及失業人士。請參看第 (61) 項「經濟活動身分」。 [16]
- (54) **教育程度 (Educational Attainment)**：包括最高就讀程度及最高完成程度。 [17]
- (a) **最高就讀程度 (Highest level attended)**：指受訪者在學校或其他教育機構修讀達到的最高教育水平，不論他 / 她有否完成該課程。計算教育程度時，只包括正式課程，即須最少為期一個學年、具指定學歷資格才可入讀 (不包括香港公開大學主辦的非學位 / 學位 / 研究生課程)，以及設有考試或指定的評核成績程序。
- (b) **最高完成程度 (Highest level completed)**：指受訪者在學校或其他教育機構修讀並已完成的最高教育水平，不論他 / 她有否通過有關課程的考試或評核。只包括正式課程，即須最少為期一個學年、具指定學歷資格才可入讀 (不包括香港公開大學主辦的非學位 / 學位 / 研究生課程)，以及設有考試或指定的評核成績程序。

教育程度分類如下：

未受教育 (No schooling)：包括從未修讀過正式課程的人士。

學前教育 (Pre-primary)：包括所有幼稚園及幼兒中心班級。

小學 (Primary)：包括所有小學的一至六年級。

初中 (Lower Secondary)：包括所有中學的一至三年級。

高中 (Upper Secondary)：包括所有中學的四至五年級或同等程度，毅進課程以及工藝程度教育。

預科 (Sixth form)：包括所有中學的六至七年級或同等程度。

專上教育 (文憑/證書課程) (Post-secondary (Diploma/Certificate))：包括所有職業訓練局/製衣業訓練局/建造業訓練局/公開大學/大學專業進修學院/前理工學院/其它法定或認可的專上學院/其它專上學院/前師範學院/商科學校的證書/文憑課程，文憑/證書課程的護士/牙科訓練課程/遙距課程及其他文憑/證書程度課程。

專上教育 (副學位課程) (Post-secondary (Sub-degree courses))：包括大學/職業訓練局的高級證書/高級文憑/專業文憑/副學士/副學士先修/增修證書/院士銜或同等課程、由大學資助委員會資助的其他大學非學位課程、前理工學院/其他法定或認可的專上學院的高級證書/高級文憑/專業文憑/副學士/副學士先修或同等課程、其他專上學院開設的高級文憑/專業文憑/副學士/副學士先修或同等課程、香港教育學院的非學位課程、護士訓練非學位課程、牙科訓練非學位課程及遙距非學位課程。

專上教育 (學位課程) (Post-secondary (Degree courses))：包括本地及非本地教育機構的學士學位課程、修課形式研究院程度課程及研究形式研究院程度課程。

- (55) **現住地區 (Area of Current Residence)**：在中期人口統計時某人所居住的地區。 [3]
- (56) **勞動人口 (Labour Force)**：請參看第 (61) 項「**經濟活動身分**」。 [27]
- (57) **勞動人口參與率 (Labour Force Participation Rate)**：從事經濟活動人口（即勞動人口）佔十五歲及以上人口的比例。 [26]
- (58) **就學比率 (School Attendance Rate)**：在學校或教育機構就讀全日制課程的學生數目佔人口的比例（對二零零六年中期人口統計而言，是指在二零零六年上半年的情況）。 [60]
- (59) **曾作內部遷移的家庭住戶 (Domestic Household Having Internally Migrated)**：曾作內部遷移的家庭住戶是指某住戶（按戶主）的現住地區與五年前所居住的地區不同。遷移的定義為：在過去五年，住戶由（甲）一個區議會分區遷往另一個分區；或（乙）在新界同一區議會分區內，由新市鎮遷往區內其他地方，或由區內其他地方遷往新市鎮。 [13]
- (60) **新市鎮 (New Town)**：各新市鎮界線乃採自土木工程拓展署及規劃署訂定的新市鎮發展範圍。全港共有十二個新市鎮，即是葵涌、青衣、荃灣、屯門、元朗、天水圍、粉嶺/上水、大埔、沙田、馬鞍山、將軍澳及北大嶼山。 [46]
- (61) **經濟活動身分 (Economic Activity Status)**：人口可劃分為「從事經濟活動人口」（即勞動人口）及「非從事經濟活動人口」兩大類。 [15]

從事經濟活動人口 (Economically active population)：包括就業人士（即工作人口）及失業人口。

工作人口指符合以下條件的十五歲及以上人士：（甲）在中期人口統計前七天內有從事工作以賺取薪酬或利潤；或（乙）在中期人口統計前七天內有一份正式工作。工作人口可按就業身分 (*Employment Status*) 劃分為：

僱員 (Employee)：為賺取工資、薪金、佣金、小費或實物津貼而為僱主（私人公司或政府）工作，包括家庭傭工、外發工和支薪家庭從業員。

僱主 (Employer)：從事本身業務/職業時為賺取利潤或費用而工作，最

少僱用一人為其工作的人。

自營作業者 (Self-employed)：從事本身業務 / 職業時為賺取利潤或費用而工作，並沒有僱用他人或受僱於人的人。

無酬家庭從業員 (Unpaid family worker)：為有關家庭生意工作但無收取報酬的人，亦算作就業人士。報酬不包括膳宿和零用錢。

失業人口 (Unemployed population)：基本上指十五歲及以上人士 (甲) 在中期人口統計前七天內並無職位，且並無為賺取薪酬或利潤而工作；(乙) 在中期人口統計前七天內隨時可工作；及 (丙) 在中期人口統計前三十天內有找尋工作。

非從事經濟活動人口 (Economically inactive population)：指在中期人口統計前七天內並無職位亦無工作的人，但不包括在該七天內正在休假和失業的人。而料理家務者、退休人士及所有十五歲以下人士則包括在內。

料理家務者 (Home-maker)：照顧家庭而無收取報酬的人。

學生 (Student)：在學校或其他教育機構就讀全日制課程的人 (對於二零零六年中期人口統計而言，學生是指在二零零六年上半年就讀全日制課程的人，並將會於中期人口統計 [即 2006 年 7 月] 之後的學年繼續修讀全日制課程)。自修、在各類訓練學校修讀非正式課程或夜間課程，並在中期人口統計進行前七天內沒有工作的人亦歸入此類別。兼職學生歸入從事經濟活動人士，故並不包括在此類別內。

退休人士 (Retired person)：以前有工作，但現因年老而沒有繼續工作的人。

經濟自給者 (Of independent means)：無須為生計而工作的人，他們的生活費通常依靠收租、儲蓄、投資收益或滙款等。

其他非從事經濟活動人士 (Other economically inactive person)：其他未有分類的非從事經濟活動人士，如非受薪的宗教工作者，以及因長期患病或殘疾而不能工作或沒有找尋工作的人。

- (62) **慣用語言 (Usual Language)**：指在家中日常交談所用的語言 / 方言，但不適用於五歲以下兒童或失去語言能力的人士。 [65]
- (63) **種族 (Ethnicity)**：某人的種族由其本人來決定，通常以社會和文化為基礎。 [19]
- (64) **點算時刻 (Reference moment)**：二零零六年七月十四日凌晨三時為二零零六年中期人口統計的點算時刻。在記錄某人在點算時刻身在何處時，若他正在當夜班、返家途中或在非住宿地方，他會被當作在被點算的屋宇單位內。 [58]
- (65) **總撫養比率 (Overall Dependency Ratio)**：十五歲以下和六十五歲及以上人口數目與每千名十五至六十四歲人口相對的比率。 [51]
- (66) **職業 (Occupation)**：在點算時刻前的七天內受訪者所從事的工作類別。 [48]

經理及行政人員 (Managers and administrators)：包括政府的行政人員、專員及署 / 處長；領事；議員；工商界、進出口貿易、批發和零售業、飲食及旅店業、運輸、電力、燃氣、水務業及其他服務、以及漁農業中的董事、執行總監、總裁、總經理、專職經理、分行經理及小型機構經理。

專業人員 (Professionals)：包括合資格的專業科學家、醫生、牙醫及其他醫療專業人員；建築師；測量師及工程師；大學及專上學院的校長、院長、教職員及行政人員；中學校長及教師；統計師；數學家；電腦系統分析員及程序編寫員；律師及法官；會計師；商界顧問及分析員；社會工作者；翻譯員及傳譯員；新聞編輯及新聞記者；作家；圖書館管理員及宗教活動專業人員。

輔助專業人員 (Associate professionals)：包括科學技術員、護士及助產士、牙科助理及其他保健輔助專業人員；建築、測量及工程技術員；光學及電子儀器控制員；船隻領航員及空中交通指揮員；小學及幼稚園／幼兒院校長及教師；統計助理；電腦操作員；法律文員；會計督導員；公共關係主任；營業代表；設計師；屋邨經理；社會工作助理；警隊及其他紀律部隊的警司、督察及主任；藝人及運動員。

文員 (Clerks)：包括速記員、秘書及打字員；簿記、金融、船務、存案及人事部文員；出納員及銀行櫃位員；接待員及查詢文員。

服務工作及商店銷售人員 (Service workers and shop sales workers)：包括空中小姐及導遊；管家；廚師及侍應生；褸姆；理髮師及美容師；警隊及其他紀律部隊的員佐級人員；運輸指導員及其他服務工作人員；批發及零售商店推銷員；店員及時裝模特兒。

工藝及有關人員 (Craft and related workers)：包括礦工及採石工人；砌磚工人、木匠及其他建造業工人；金屬模工；鐵匠；機械、電器及電子儀器技工；珠寶工人及手錶製造工人；製陶工人；排字工人；麵包師傅、食品及飲品處理工人；油漆工人；紡織、成衣、皮革、橡膠和塑膠行業的工人及其他工藝工人。

機台及機器操作員及裝配員 (Plant and machine operators and assemblers)：包括鑽井工人及鏟床操作員；礦熔爐操作員；磚及瓷磚燒窯工人；鋸木廠鋸工；造紙工人；化學處理機台操作員；發電廠及鍋爐操作員；石棉水泥產品製造工人；金屬整理工人及電鍍工人；牛奶製品及其他食品處理機器操作員；印刷機操作員；生產紡織、橡膠及塑膠製品的機器操作員；裝配員；司機；海員及其他工廠及機器操作員。

非技術工人 (Elementary occupations)：包括小販；家務助理及清潔工人；信差；私人護衛員；看更；貨運工人；電梯操作員；建造業雜工；包裝工人；漁農業雜工。

漁農業熟練工人及不能分類的職業 (Skilled agricultural and fishery workers; and occupations not classifiable)：包括農夫、畜牧業工人及漁夫、及報稱的職業不能分類或描述不足。

- (67) **廳房數目 (不包括廚房及浴室 / 廁所) (Number of Rooms (excluding Kitchens and Bathrooms/Toilets))**：廳房的定義是指在屋宇單位內有最少四平方米的空間及可容納一張成人佔用的床，而四周則由地面連接天花或屋頂高度最少兩米的牆壁所圍繞。廳房的總數包括睡房、飯廳、客廳、士多房、書房、多用途房、工人房及其他可用作住家用途而符合上述廳房定義的空間。如廳房由固定或非固定凡間隔所分隔或基於用途上的需要而分隔（例如沒有間隔的客飯廳）便需作個別計算。至於單位內的通道、露台及走廊則計算在內。 [47]

英文詞彙釋義

Definition of Terms in English

英文詞彙釋義 (按字母順序排列)

Definition of Terms in English (in alphabetical order)

方括號內的數字為中文詞彙釋義內的相對編號

Number in square brackets indicates the corresponding reference number for Definition of Terms in Chinese

- (1) **Ability to Speak Other Languages/Dialects (使用其他語言 / 方言的能力)**: If a person is able to conduct a short conversation with a particular language / dialect in everyday life activities such as responding when being asked for direction, studying at school or using at work, he is deemed to have the ability to speak the language / dialect. A person who is capable of speaking languages / dialects other than the usual language possesses the ability to speak other languages / dialects. Please see **Usual Language** in (65). [23]
- (2) **Age (年齡)**: Age is the number of complete years a person has passed since birth. It is derived from month and year of birth. [11]
- (3) **Area of Current Residence (現住地區)**: Area in which a person was living at the time of the By-census. [55]
- (4) **Area of Residence Five Years Ago (五年前居住地區)**: The broad geographical area in which a person lived five years before the By-census. If the place is outside Hong Kong, the country of residence is recorded. [6]
- (5) **Average Annual Growth Rate Over the Previous 5 Years (前五年內平均每年增長率)**: When population increased over a 5-year period, the average annual growth rate is computed using the following formula:

$$\frac{P_2}{P_1} = (1 + r)^5$$

Where P_1 = population at the beginning of the 5-year period
 P_2 = population at the end of the 5 year period
 r = average annual growth rate of the 5-year period

The average annual growth rate of domestic households is calculated using the similar formula. [30]

- (6) **Average Domestic Household Size (家庭住戶平均人數)**: The average number of persons per domestic household. It is calculated by dividing the total number of persons who were living in domestic households by the total number of domestic households. [39]
- (7) **Average Number of Domestic Households per Unit of Quarters (or Degree of Sharing) (每個屋宇單位的平均家庭住戶數目 (或共住程度))**: This is calculated by dividing the total number of domestic households by the total number of quarters occupied by domestic households. [21]
- (8) **Average Number of Rooms per Domestic Household (每個家庭住戶的平均廳房數目)**: The average number of living/dining rooms, bedrooms and other rooms, excluding kitchens and bathrooms/toilets, used by each domestic household. It is calculated by dividing the total number of living/dining rooms, bedrooms and other rooms exclusively used by domestic households by the total number of domestic households. [22]
- (9) **Average Number of Rooms per Person (每人的平均廳房數目)**: The average number of

living/dining rooms, bedrooms and other rooms, excluding kitchens and bathrooms/toilets, used by each person. It is calculated by dividing the total number of living/dining rooms, bedrooms and other rooms exclusively used by domestic households by the total number of persons in all domestic households. [18]

- (10) **Child Dependency Ratio (少年兒童撫養比率)**: The number of persons aged under 15 per 1 000 persons aged between 15 and 64. [8]
- (11) **District Council District and Constituency Area (區議會分區及選區)**: There are 18 Districts in Hong Kong as declared under the District Councils Ordinance (Cap. 547): 4 on Hong Kong Island, 5 in Kowloon and 9 in the New Territories. A District Council is established in each District. The boundary of Constituency Area for each District Council is recommended by the Electoral Affairs Commission to the Chief Executive. The set of Constituency Area boundaries adopted in the 2006 Population By-census is based on those declared in the Declaration of Constituencies (District Councils) Order 2003 (L.N. 121 of 2003) made by the Chief Executive in Council under section 6 of the District Councils Ordinance (Cap. 547) for the District Council Election held on 23 November 2003. [48]
- (12) **Domestic Household (家庭住戶)**: A domestic household consists of a group of persons who live together and make common provision for essentials for living. These persons need not be related. If a person makes provision for essentials for living without sharing with other persons, he is also regarded as a household. In this case the household is a one-person household. (In the 2006 Population By-census, households comprising of Mobile Residents only are not included as domestic households.) [38]
- (13) **Domestic Household Having Internally Migrated (曾作內部遷移的家庭住戶)**: A household whose head's area of current residence was different from the area of the residence five years ago. In defining internal migration, a change in the area of residence refers to a move (a) from a District Council District to another District Council District; or (b) within a District Council District in the New Territories, from a new town to another new town, or from a new town to other areas in the district or vice versa. [59]
- (14) **Duration of Residence in Hong Kong (在港居住年期)**: Duration of residence in Hong Kong measures the total number of complete years for which a person has lived in Hong Kong. Any period of temporary absence from Hong Kong for six months or more was not counted in reckoning the duration. [10]
- (15) **Economic Activity Status (經濟活動身分)**: The population can be divided into two main groups, economically active population (i.e. the labour force) and economically inactive population as follows: [61]

Economically active population (從事經濟活動人口): This comprises the employed (that is the working population) and the unemployed.

The working population refers to persons aged 15 and over who should (a) be engaged in performing work for pay or profit during the seven days before the By-census; or (b) have formal job attachment during the seven days before the By-census. The working population can be distinguished by the Employment Status (*就業身分*) as follow:

Employee (僱員): A person who works for an employer (private companies or government) for wage, salary, commission, tips or payment in kind. Domestic helpers, outworkers and paid family workers are also included here.

Employer (僱主): A person who works for profit or fees in his / her own business / profession and employs one or more persons to work for him / her.

Self-employed (自營作業者): A person who works for profit or fees in his / her own business / profession, neither employed by someone nor employing others.

Unpaid family worker (無酬家庭從業員): A person who works for no pay in a family business is also considered as employed. Food and lodging and pocket money are not counted as pay.

Unemployed population (失業人口): Refer basically to persons aged 15 and over who should (a) not have had a job and should not have performed any work for pay or profit during the seven days before the By-census ; (b) have been available for work during the seven days before the By-census ; and (c) have sought work during the thirty days before the By-census.

Economically inactive population (非從事經濟活動人口): This comprises persons who have not had a job and have not been at work during the seven days before the By-census, excluding persons who have been on leave / holiday during the seven-day period and persons who are unemployed. Persons such as home-makers, retired persons and all those aged below 15 are thus included.

Home-maker (料理家務者): A person who looks after the home without pay.

Student (學生): A person who is studying full-time in school or other educational institution (as for the 2006 Population By-census, students refers to those who had been studying in the first half of 2006 and would continue to study full-time in the academic year after the By-census [i.e. July 2006]). Persons who are self-studying, or studying informal courses in miscellaneous training institutes or studying evening courses and were not working during the seven days before the By-census are also included in this category. Student workers are classified as economically active persons and are not included in this group.

Retired person (退休人士): A person who has worked previously but is not currently working because of old age.

Of independent means (經濟自給者): A person who does not have to work for a living. The cost of living is generally borne by rental receivable, savings, investment returns or remittances.

Other economically inactive person (其他非從事經濟活動人士): Economically inactive person not elsewhere classified, e.g. unpaid religious worker and person who cannot work or do not seek work because of permanent sickness or disablement.

(16) **Economically Active Population (從事經濟活動人口)**: This comprises the employed (that is the working population) and the unemployed. Please see **Economic Activity Status** in (15). [53]

(17) **Educational Attainment (教育程度)**: This comprises the highest level attended and the highest level completed. [54]

(a) **Highest level attended (最高就讀程度)**: Highest level attended is the highest

level of education **ever attained** by a person in school or other educational institution, regardless of whether he had completed the course. Only formal courses are counted as educational attainment. A formal course shall be one that lasts for at least one academic year, requires specific academic qualifications for entrance (except sub-degree / degree / post-graduate courses offered by the Open University of Hong Kong) and includes examinations or specific academic assessment procedures.

- (b) **Highest level completed (最高完成程度)**: Highest level completed is the highest level of education **completed** by a person in school or other educational institution, regardless of whether he / she had passed the examinations or assessments of the course. Only formal courses are counted for the highest level of education completed. A formal course shall be one that lasts for at least one academic year, requires specific academic qualifications for entrance (except sub-degree / degree / post-graduate courses offered by the Open University of Hong Kong) and includes examinations or specific academic assessment procedures.

Educational attainment are classified as follows:

No schooling (未受教育): Including those who had never attended a formal course.

Pre-primary (學前教育): Including all classes in kindergartens and child care centres.

Primary (小學): Including Primary 1 - 6 in all schools.

Lower Secondary (初中): Including Secondary 1 - 3 in all schools.

Upper Secondary (高中): Including Secondary 4 - 5 or equivalent in all schools, Project Yi Jin and craft level.

Sixth form (預科): Including Secondary 6 - 7 or equivalent in all schools.

Post-secondary (Diploma/Certificate) (專上教育 (文憑/證書課程)): Including Diploma/ Certificate courses in Vocational Training Council/ Clothing Industry Training Authority/ Construction Industry Training Authority/ Open University/ School of Professional and Continuing Education of University/ former Polytechnics/ other statutory or approved Post-secondary Colleges/ other colleges providing post-secondary courses/ former Teacher Colleges/ commercial schools, Nurse training courses/ Dental training courses/ Distance learning courses/ other courses at diploma/ certificate level

Post-secondary (Sub-degree course) (專上教育 (副學位課程)): Including all Higher Certificate/ Higher Diploma/ Professional Diploma/ Associate Degree/ Pre-Associate Degree/ Endorsement Certificate/ Associateship or equivalent courses in Universities/ Vocational Training Council, other sub-degree courses in Universities funded by University Grants Committee, Higher Certificate/ Higher Diploma/ Professional Diploma/ Associate Degree/ Pre-Associate Degree or equivalent courses in former Polytechnics/ other statutory or approved Post-secondary Colleges, Higher Diploma/ Professional Diploma/ Associate Degree/ Pre-Associate Degree or equivalent courses in other colleges providing post-secondary courses, sub-degree courses in Hong Kong Institute of Education, Sub-degree level nurse training courses/ dental training courses, Distance

learning sub-degree level courses and other sub-degree level courses

Post-secondary (Degree course) (專上教育 (學位課程)): Including all first degree, taught postgraduate and research postgraduate courses in local or non-local institutions.

- (18) **Elderly Dependency Ratio (老年撫養比率)**: The number of persons aged 65 and over per 1 000 persons aged between 15 and 64. [14]
- (19) **Ethnicity (種族)**: The ethnicity of a person is determined by self-identification; normally on a social and cultural basis. [63]
- (20) **Field of Education (修讀科目)**: Field of education refers to the subject of the courses to which a person's education attainment (highest level attended or highest level completed) was related. [37]

General programmes (一般課程): Including general programmes for preparatory, elementary and secondary education (include Project Yi Jin).

Arts and social science (文學及社會科學): Including studies in music; drawing and painting; sculpturing; drama; handicrafts; photography and cinematography; literature; languages and linguistics; history; philosophy; theology; religion; archaeology; anthropology; economics; sociology; pure psychology; clinical psychology; demography; geography; political science and regional studies.

Pure science (純科學): Including studies in mathematics; biology; chemistry; geology; physics; astronomy; meteorology; oceanography; statistics and actuarial science.

Education (教育): Including studies in colleges of education and Hong Kong Technical Teacher's College; certificate/diploma of education courses and university degree courses in education.

Business and commercial studies (商科課程): Including studies in banking; marketing; finance and investment; valuation; purchase and supply; insurance; secretaryship; company secretaryship; public and business administration; accountancy; shorthand; typing and book-keeping.

Computer studies (電腦課程): Including studies in computer programming and system analysis; electronic data processing; business machine and computer operation.

Medical and health related studies (醫療衛生課程): Including studies in medicine (except Chinese herb medicine); nursing; dentistry; psychiatry; radiology; pharmacy, dental and medical technology; physical and occupational therapy; speech therapy; anatomy; physiology; immunology; pathology and forensic medicine.

Architecture and construction engineering (建築及營造工程): Including studies in architecture, town planning and environmental design; transport studies; building technology such as surveying; carpentry, bricklaying, plastering and tiling, plumbing and pipe-fitting, sewerage; water supply and treatment; civil and structural engineering; building services engineering; soil mechanics; draughtsmanship; interior design; land, building and estate management.

Mechanical, electrical, electronic and marine engineering (機械、電機、電子及輪機

工程): Including studies in mechanical engineering; mining engineering; motor mechanics; vehicle technology; production engineering; plastic mould technology; tool and die technology; industrial engineering; electrical and electronic engineering; refrigeration and air-conditioning; television/radio mechanics and servicing; telecommunications; marine electronics; ship building and repairs and naval architecture.

Textile, design and other industrial technology (紡織、設計及其他工業技術): Including studies in textile technology/clothing technology such as dyeing, fabric, printing, garment and leather manufacturing; printing technology; industrial design; basic, graphic and 3-dimensional design; chemical engineering; watch and clock making and optics.

Other vocational studies (其他職業課程): Including studies in law and jurisprudence; journalism; radio and television broadcasting; public relations; library sciences; social work; agricultural programmes; Chinese herbal medicine; tourism; hotel management; laboratory technicianship; civil security; military; vocational counselling and other service trades.

- (21) **Hong Kong Resident Population (居港人口)**: The Hong Kong Resident Population at the reference moment covers “Usual Residents” and “Mobile Residents”. “Usual Residents” refer to two categories of people: (1) Hong Kong Permanent Residents who had stayed in Hong Kong for at least three months during the six months before or for at least three months during the six months after the reference moment, regardless of whether they were in Hong Kong or not at the reference moment; and (2) Hong Kong Non-permanent Residents who were in Hong Kong at the reference moment. As for “Mobile Residents”, they are Hong Kong Permanent Residents who had stayed in Hong Kong for at least one month but less than three months during the six months before or for at least one month but less than three months during the six months after the reference moment, regardless of whether they were in Hong Kong or not at the reference moment. [27]
- (22) **Household Composition (住戶結構)**: Household composition is derived from the information on relationship to the head of household of each person and the identification of spouse and parent-child relationships among members of the household. It shows the structure of a household in terms of the number of family nuclei and the relationship between a family nucleus and other related household members. A family nucleus refers to (i) a married couple and all of their never married children (if any); or (ii) a single parent (either father or mother) with all of his/her never married children. The different categories of household composition are as follows: [17]

One person (單人住戶): A family with only one person.

One unextended nuclear family (未擴展的單核心家庭住戶): A household comprising one family nucleus without other related persons.

One vertically extended nuclear family (垂直擴展的單核心家庭住戶): A household comprising one family nucleus with one or more related persons not of the same generation. It may or may not include other related persons of the same generation.

One horizontally extended nuclear family (平向擴展的單核心家庭住戶): A household comprising one family nucleus with one or more related persons of the same generation but without any other related persons of a different generation.

Two or more nuclear families (多個核心家庭住戶): A household comprising two or more family nuclei whose members may or may not be related in any way.

Related persons forming no nuclear family (有親屬關係人士的非核心家庭住戶): A household comprising related persons with or without unrelated persons who do not form a family nucleus.

Unrelated persons only (只包括無親屬關係人士住戶): A household comprising unrelated person(s).

(23) **Household Size (住戶人數)**: Household size refers to the number of persons living in the domestic household. [16]

(24) **Industry (行業)**: The main kind of goods or services produced by the establishment in which a person worked during the seven days before the reference moment. The coverage of the industrial sectors are defined as follows: [15]

Manufacturing (製造業): Including spinning of cotton and other yarn, weaving and knitting of cotton and other fabrics; bleaching, dyeing, finishing; manufacturing of wearing apparel, knitwear and other made-up textile goods; and manufacturing of carpets, cordages, ropes and twines, food, beverage, tobacco, footwear, leather products, rubber products, plastic products, wood products, printed matters and paper products, metal products, machinery, chemicals, chemical products, glass and pottery.

Construction (建造業): Including building construction, civil engineering, plumbing, electrical wiring, air-conditioning installing and repair.

Wholesale, retail and import/export trades, restaurants and hotels (批發、零售、進出口貿易、飲食及酒店業): Including wholesale and retail trade; import and export trade; peddlers; Chinese general brokers; other commercial agents; restaurants; cafes; hotels and rooming houses.

Transport, storage and communications (運輸、倉庫及通訊業): Including land transport, water transport and air transport; services allied to transport; storage and warehousing; and post and telecommunications.

Financing, insurance, real estate and business services (金融、保險、地產及商用服務業): Including financing; insurance; real estate; offices of lawyers, accountants, auditors, architects, surveyors and advertising agents and data processing services.

Community, social and personal services (社區、社會及個人服務業): Including government services; educational service; medical, dental and other health services; sanitary services; welfare institutions; religious organizations; cinemas and theatres; radio and television broadcasting; libraries and museums; electrical repair shops; automobile repair garages and other household and personal services.

Others (其他): Including such industries as 'Agriculture and fishing'; 'Mining and quarrying'; 'Electricity, gas and water' and industrial activities inadequately described or unclassifiable.

(25) **Internal Migration (內部遷移)**: Persons internally migrated were those whose area of current residence was different from the area of original residence five years ago. In defining internal migration, a change in the area of residence refers to a move (a) from a District Council District to another District Council District; or (b) within a District Council District in the New Territories, from a new town to another new town, or from a new town to other areas in the district or vice versa. [7]

- (26) **Labour Force Participation Rate (勞動人口參與率)**: The proportion of economically active population (that is the labour force) in the total population aged 15 and over. [57]
- (27) **Labour Force (勞動人口)**: Please see **Economic Activity Status** in (15). [56]
- (28) **Main Mode of Transport to Place of Study (前赴上課地點的主要交通方式)**: Mode of transport to place of study refers to the type(s) of transport a full-time student studying in Hong Kong usually used to travel to his/her place of study. (For a person who uses more than one type of transport to go to school, the main mode of transport refers to the one used for travelling the longest distance.) “On-foot only” is recorded if the person usually walks to school and does not use any other mode of transport. [31]
- (29) **Main Mode of Transport to Place of Work (前赴工作地點的主要交通方式)**: Mode of transport to place of work refers to the type(s) of transport a person with a fixed place of work in Hong Kong usually used to travel to his/her place of work. (For a person who uses more than one type of transport to go to work, the main mode of transport refers to the one used for travelling the longest distance.) “On-foot only” is recorded if the person usually walks to work and does not use any other mode of transport. [32]
- (30) **Marital Status (婚姻狀況)**: The marital status of a person is recorded according to the status reported by respondents in the By-census. There is no check on whether the marriage or divorce had undergone any legal registration or ceremony. [50]
- (31) **Median Age (年齡中位數)**: The average age so calculated that 50% of the total number of persons were above that age and the other 50% were below it. [12]
- (32) **Median Monthly Domestic Household Income (家庭住戶每月收入中位數)**: The average monthly domestic household income so calculated that 50% of the total number of domestic households had incomes above that figure and the other 50% had incomes below it. Zero income households are included in the calculation. Please see **Monthly Domestic Household Income** in (40). [41]
- (33) **Median Monthly Domestic Household Mortgage Payment and Loan Repayment (家庭住戶每月按揭供款及借貸還款中位數)**: The average monthly mortgage payment and loan repayment so calculated that 50% of the total number of domestic households owning the quarters they occupy with mortgage or loan paid more than that amount and the other 50% paid less than that. Households with zero mortgage payment and loan repayment by household members (i.e. with mortgage payment and loan repayment by non-household members only) are excluded in the calculation. Please see **Monthly Domestic Household Mortgage Payment and Loan Repayment** in (41). [43]
- (34) **Median Monthly Domestic Household Rent (家庭住戶每月租金中位數)**: The average monthly rent so calculated that 50% of the total number of domestic households renting the accommodation they occupy paid more than that amount and the other 50% paid less than that. Households with zero rent are excluded in the calculation. Please see **Monthly Domestic Household Rent** in (42). [45]
- (35) **Median Monthly Income from Main Employment (每月主要職業收入中位數)**: The average income from main employment so calculated that 50% of the working population, excluding unpaid family worker, had income above that figure and the other 50% had income below it. Please see **Monthly Income from Main Employment** in (43). [20]
- (36) **Median Mortgage Payment and Loan Repayment to Income Ratio (按揭供款及借貸還款與收入比率中位數)**: The average percentage of monthly household income paid on monthly

mortgage payment and loan repayment so calculated that 50% of domestic households owning the quarters they occupy with mortgage or loan paid more than that percentage and the other 50% paid less than that. Households with zero income and/or zero mortgage payment and loan repayment by household members (i.e. with mortgage payment and loan repayment by non-household members only) are excluded in the calculation. [35]

- (37) **Median Outstanding Period of Mortgage Payment or Loan Repayment (尚餘按揭供款或借貸還款年期中位數)**: The average outstanding period of mortgage payment or loan repayment so calculated that 50% of the total number of domestic households owning the quarters they occupy with mortgage or loan had their outstanding period of mortgage payment or loan repayment above that figure and the other 50% had their outstanding period of mortgage payment or loan repayment below it. Households with zero mortgage payment and loan repayment by household members (i.e. with mortgage payment and loan repayment by non-household members only) are excluded in the calculation. Please see **Outstanding Period of Mortgage Payment or Loan Repayment** in (50). [25]
- (38) **Median Rent to Income Ratio (租金與收入比率中位數)**: The average percentage of monthly household income paid on monthly household rent so calculated that 50% of domestic households renting the accommodation they occupy paid more than that percentage and the other 50% paid less than that. Households with zero income and/or zero rent are excluded in the calculation. [47]
- (39) **Mobile Residents (流動居民)**: They are Hong Kong Permanent Residents who had stayed in Hong Kong for at least one month but less than three months during the six months before or for at least one month but less than three months during the six months after the reference moment, regardless of whether they were in Hong Kong or not at the reference moment. [36]
- (40) **Monthly Domestic Household Income (家庭住戶每月收入)**: The total income (including earnings in cash from all employments and other cash incomes) for June 2006 of members of households. [40]
- (41) **Monthly Domestic Household Mortgage Payment and Loan Repayment (家庭住戶每月按揭供款及借貸還款)**: This is the amount paid by a domestic household owning the quarters it occupies with mortgage or loan on mortgage payment and loan repayment on its accommodation in July 2006. It includes payments for first mortgage, second mortgage, home equity loan or some other special payment schemes in order to redeem the quarters occupied but excludes payments for rates, government rent, water, electricity, gas, telephone and management fees. [42]
- (42) **Monthly Domestic Household Rent (家庭住戶每月租金)**: This is the amount paid by a domestic household renting the accommodation it occupies on its accommodation in July 2006. It includes rates, government rent and management fee for that month but excludes payments for water and electricity. For a main tenant, rent is the net amount he paid after deducting the rent he received from his sub-tenant(s) for subletting part of the quarters. Zero rent households include households living in accommodation of friends or relatives without paying any rent with or without permission, main tenant households with total rental receipts from sub-tenant(s) greater than or equal to rent paid, and those households whose quarters were provided free by employers. [44]
- (43) **Monthly Income from Main Employment (每月主要職業收入)**: For employers or self-employed persons, this is the amount earned excluding expenses incurred in running their main business. For employees, this is the total amount earned from their main employment including salary or wage, bonus, commission, overtime, housing allowance, tips and other cash allowances. New Year bonus and double pay are excluded. The amount recorded refers to the income for June 2006. [19]

- (44) **Mortgage Payment and Loan Repayment to Income Ratio (按揭供款及借貸還款與收入比率)** : The percentage of monthly household income paid on monthly mortgage payment and loan repayment of a domestic household owning the quarters it occupies with mortgage or loan. Households with zero income and/or zero mortgage payment and loan repayment by household members (i.e. with mortgage payment and loan repayment by non-household members only) are excluded in the calculation. [34]
- (45) **Nationality (國籍)** : Nationality may be related to a person's place of residence, ethnicity or place of birth. It may not necessarily be related to a person's travel document. [49]
- (46) **New Town (新市鎮)** : The delineation of the areas into new towns is adopted from the boundaries developed by the Civil Engineering and Development Department as well as Planning Department for new town development purposes. There are twelve new towns in Hong Kong, namely Kwai Chung, Tsing Yi, Tsuen Wan, Tuen Mun, Yuen Long, Tin Shui Wai, Fanling / Sheung Shui, Tai Po, Sha Tin, Ma On Shan, Tseung Kwan O and North Lantau. [60]
- (47) **Number of Rooms (excluding Kitchens and Bathrooms/Toilets) (廳房數目 (不包括廚房及浴室 / 廁所))** : A room is a space in the quarters enclosed by walls reaching from the floor to the ceiling or roof covering, or at least to a height of 2 metres, of a size large enough to hold a bed for an adult, that is at least 4 square metres. The total number of rooms includes bedrooms, dining rooms, living rooms, store rooms, study rooms utility rooms, servants' rooms and other separate spaces used or intended for domestic purposes, so long as they meet the criteria of walls and floor space. Rooms partially divided because of fixed or movable partitions or because of their use (e.g. Living-and-Dining rooms without fixed partitions) are counted as separate rooms. Kitchens and bathrooms/toilet rooms are counted separately. Passageways, verandahs and lobbies, are not counted, even if they meet the criteria. [67]
- (48) **Occupation (職業)** : This refers to the kind of work a person performed during the seven days before the reference moment. [66]

Managers and administrators (經理及行政人員) : Including administrators, commissioners and directors in government service; consuls; councillors; directors, chief executive officers, presidents, general managers, functional managers, branch managers and small business managers in industry, commerce, import and export trade, wholesale and retail trade, catering and lodging services, transport, electricity, gas, water and other services and agricultural and fishery sectors.

Professionals (專業人員) : Including qualified professional scientists, doctors, dentists and other medical professionals; architects, surveyors and engineers; vice-chancellors, directors, academic staff and administrators of university, post-secondary college; principals and teachers of secondary school; statisticians; mathematicians; system analysts and computer programmers; lawyers and judges; accountants; business consultants and analysts; social workers; translators and interpreters; news editors and journalists; writers; librarians and members of religious orders.

Associate professionals (輔助專業人員) : Including science technicians, nurses and midwives, dental assistants and other health associate professionals; architectural, surveying and engineering technicians; optical and electronic equipment controllers; ship pilots and air traffic controllers; principals and teachers of primary school and kindergarten/nursery; statistical assistants; computer operators; law clerks; accounting supervisors; public relation officers; sales representatives; designers; estate managers; social work assistants; superintendents, inspectors and officers of the police and other discipline services; performers and sportsmen.

Clerks (文員): Including stenographers, secretaries and typists; bookkeeping, finance, shipping, filing and personnel clerks; cashiers and tellers; receptionists and information clerks.

Service workers and shop sales workers (服務工作及商店銷售人員): Including air hostesses and travel guides; house stewards; cooks and waiters; baby-sitters; hairdressers and beauticians; rank and file staff of the police and other discipline services; transport conductors and other service workers; wholesale and retail salesman in shops; shop assistants and fashion models.

Craft and related workers (工藝及有關人員): Including miners and quarrymen; bricklayers, carpenters and other construction workers; metal moulders; blacksmiths; machinery, electric and electronic instrument mechanics; jewellery workers and watch makers; potters; typesetters; bakers, food and beverage processors; painters; craft workers in textile, garment, leather, rubber and plastic trades and other craft workers.

Plant and machine operators and assemblers (機台及機器操作員及裝配員): Including well drillers and borers; ore smelting furnace operators; brick and tile kilnmen; sawmill sawyers; paper makers; chemical processing plant operators; power-generating plant and boiler operators; asbestos cement products makers; metal finishers and electroplaters; dairy and other food processing machine operators; printing machine operators; machine operators for production of textile, rubber and plastic products; assemblers; drivers; seamen and other plant and machine operators.

Elementary occupations (非技術工人): Including street vendors; domestic helpers and cleaners; messengers; private security guards; watchmen; freight handlers; lift operators; construction labourers; hand packers; agricultural and fishery labourers.

Skilled agricultural and fishery workers; and occupations not classifiable (漁農業熟練工人及不能分類的職業): Including farm workers, animal husbandry workers and fishermen, and occupations unidentifiable and inadequately described.

- (49) **Occupied Quarters (有人居住的屋宇單位)**: Quarters refer to such unit of accommodation as flats, houses and structures which could be used for the purpose of accommodation. Please see **Type of Quarters** in (64). Occupied Quarters refer to those quarters which were occupied by those people under the Hong Kong Resident Population at the reference moment. [13]
- (50) **Outstanding Period of Mortgage Payment or Loan Repayment (尚餘按揭供款或借貸還款年期)**: This is the number of outstanding years of the mortgage or loan period on the quarters occupied by a domestic household it owns with mortgage or loan. If more than one mortgage or loan term is involved, only the one involving the longest outstanding mortgage or loan period is required. [24]
- (51) **Overall Dependency Ratio (總撫養比率)**: The number of persons aged under 15 and 65 and over per 1 000 persons aged between 15 and 64. [65]
- (52) **Post-secondary Education (專上教育)**: Please see **Educational Attainment** in (17). [51]
- (53) **Place of Birth (出生地點)**: This is the country/territory in which the person was born. [9]
- (54) **Place of Study (上課地點)**: The place of study of a person refers to the geographical area in Hong Kong where the school or educational institution is located and where the person concerned has to go to attend full-time course. [3]

- (55) **Place of Work (工作地點)**: The place of work of a person refers to the district where the work place of a person is located and where the person concerned usually stayed or went during the seven days before the By-census for business matters. For a person who has more than one job during the reference period, the place of work refers to that of his main employment. For a person who changes his work place day to day (e.g. construction site worker) or has many work places (e.g. doctor working in both hospital and clinic, mobile hawker), the work place is where the person worked for the longest hours in the reference period. For a person who has no fixed place of work (e.g. salesman, driver) but needed to report duty every day, the location of the office or depot is the work place. For a cross-border truck driver who drives between Hong Kong and the Mainland and spends most of the working hours in the Mainland, then the Mainland is the place of work. [5]
- (56) **Population (人口)**: Please see **Hong Kong Resident Population** in (21). [1]
- (57) **Population Density (人口密度)**: The ratio of the number of persons to the land area (in square kilometers) of the geographical division in which they are residing. [2]
- (58) **Reference moment (點算時刻)**: This refers to the reference moment of the 2006 Population By-census which was fixed at 3:00 a.m. on 14 July 2006. In recording the whereabouts of a person at the reference moment, a person who was on night shift, on the way home or at a place not for accommodation was regarded as staying in the quarters being enumerated. [64]
- (59) **Rent to Income Ratio (租金與收入比率)**: The percentage of monthly household income paid on monthly household rent of a domestic household renting the accommodation it occupies. All zero income households and/or zero rent households are excluded in the calculation. [46]
- (60) **School Attendance Rate (就學比率)**: The percentage of population attending full-time course in schools or educational institutions (in the first half of 2006 for the 2006 Population By-census). [58]
- (61) **Sex Ratio (性別比率)**: The ratio of the number of males per 1 000 females. [28]
- (62) **Tenure of Accommodation (居所租住權)**: The terms and conditions under which accommodation is held by a domestic household. The different terms are defined as follows: [26]

Owner-occupier, with mortgage payment or loan repayment (自置, 有按揭或貸款): A household which owns the quarters it occupies with mortgage payment or loan repayment for the quarters.

Owner-occupier, without mortgage payment and loan repayment (自置, 沒有按揭及貸款): A household which owns the quarters it occupies without any mortgage payment or loan repayment for the quarters.

Sole tenant (全租): A household which rents the whole quarters it occupies from someone who lives outside the quarters without sharing it with other household(s) or subletting.

Co-tenant (合租): Two or more households each of which rents part of the quarters from someone who lives outside the quarters.

Main tenant (二房東): A household which rents the whole quarters it occupies from someone who lives outside the quarters and sublets part of it to other

household(s).

Sub-tenant (三房客): A household which rents part of the quarters from someone who lives in the same quarters.

Rent free (免交租金): A household which occupies an accommodation free, with or without the owner's permission. This excludes households occupying accommodation provided by employers.

Provided by employer (由僱主提供): A household which occupies an accommodation provided by the employer of one of the household members. This also includes households occupying quarters leased from employers at a nominal rent. If a household member uses housing allowance given by his employer for renting accommodation, the tenure is not considered as provided by employer.

(63) **Type of Housing (房屋類型)**: Please see **Type of Quarters** in (64). [29]

(64) **Type of Quarters (屋宇單位類型)**: Quarters are classified according to the type of building in which they are located. The buildings are classified by the type of construction materials; the purpose for which they are built; and the sector responsible for their construction. [33]

Permanent housing (永久性房屋)

Public rental housing (公營租住房屋)

Housing Authority rental flats (Group A) (房屋委員會甲類租住單位): These include flats in housing estates previously known as Government Low Cost Housing and those built by Hong Kong Housing Authority. Flats in Mark I and Mark II blocks of Group B rental blocks after conversion are also grouped under this category.

Housing Authority rental flats (Group B) (房屋委員會乙類租住單位): These are flats in housing estates previously known as Resettlement Estates but have been put under the management of the Housing Authority since 1973. They can be further divided into flats in Mark IV to Mark VI blocks.

Housing Authority rental flats (Interim Housing / Tenants Purchase Scheme / Buy or Rent Option) (房屋委員會中轉房屋 / 租者置其屋計劃 / 可租可買計劃租住單位): These are rental flats in Interim Housing blocks, Tenants Purchase Scheme (TPS) blocks and Buy or Rent Option (BRO) blocks of the Housing Authority.

Housing Society rental flats (房屋協會租住單位): These are rental flats built and managed by the Hong Kong Housing Society.

Subsidized sale flats (資助出售單位)

Housing Authority subsidized sale flats (房屋委員會資助出售單位): These include flats sold under the Home Ownership Scheme (HOS), Middle Income Housing (MIH) Scheme, Private Sector Participation Scheme (PSPS), Buy or Rent Option (BRO) Scheme, Mortgage Subsidy Scheme (MSS) and Tenants Purchase Scheme (TPS) of the Hong Kong Housing Authority, but exclude those flats that can be traded in open market.

Housing Society subsidized sale flats (房屋協會資助出售單位): These include flats built under the Flat for Sale Scheme (FFSS) and Sandwich Class Housing Scheme (SCHS) of the Hong Kong Housing Society, but exclude

those flats that can be traded in open market.

Private housing (私人房屋)

Private residential flats (私人住宅單位): These include flats and apartments in multi-storey blocks or houses built mainly for residential purpose. Flats built under the Urban Improvement Scheme of the Housing Society, flats built by the Hong Kong Settlers' Corporation and TPS/BRO/HOS/MIH/PSPS/MSS/FFSS/SCHS flats that can be traded in open market are also put under this category. Private residential flats can be further distinguished by type of accommodation into (a) whole houses/flat and (b) room/cockloft/bedspace.

Villas/Bungalows/Modern village houses (別墅/平房/新型村屋): These are individual houses of one-storey or multi-storeys built with full facilities including bathroom, flush toilet and internal piped water supply.

Simple stone structures/Traditional village houses (簡單磚石蓋搭建築物/傳統村屋): Simple stone structures are houses built of stones and/or other permanent materials usually of one storey high. Traditional village houses are also grouped under this category.

Staff quarters (員工宿舍): Staff quarters purposely built by the government, hospitals, universities, schools and private companies.

Non-domestic housing (非住宅用房屋)

Non-domestic quarters (非住宅用屋宇單位): These include accommodations (such as rooms and beds) in psychiatric hospitals, convalescent hospitals, infirmaries, penal institutions, elderly homes, boys' and girls' homes, religious houses, hotels, hostels, dormitories (such as those for university students), and other non-residential buildings (such as commercial buildings and industrial buildings). Vessels are also included.

Temporary housing (臨時房屋)

Temporary quarters (臨時屋宇單位): These include temporary quarters in the Hong Kong Housing Authority cottage areas and temporary housing areas as well as private temporary structures such as roof-top structures, contractor's matsheds, nissen huts, derelict boats, huts and places not intended for residential purpose (such as landings, staircases, corridors, etc.).

- (65) **Usual Language (慣用語言)**: The usual language is the language / dialect a person used in daily communication at home. This is not applicable to persons aged under 5 or mute persons. [62]
- (66) **Usual Residents (常住居民)**: Usual Residents refer to two categories of people: (1) Hong Kong Permanent Residents who had stayed in Hong Kong for at least three months during the six months before or for at least three months during the six months after the reference moment, regardless of whether they were in Hong Kong or not at the reference moment; and (2) Hong Kong Non-permanent Residents who were in Hong Kong at the reference moment. [52]
- (67) **Working Population (工作人口)**: Please see **Economic Activity Status** in (15). [4]

