

# 主題性住戶統計調查 第四十七號報告書

## Thematic Household Survey Report No. 47

---

公眾對教育改革的意見  
**Public Views on Education Reform**

公眾對提供運動設施的意見  
**Public Views on the Provision of Sports Facilities**



中華人民共和國  
香港特別行政區 政府統計處  
Census and Statistics Department  
Hong Kong Special Administrative Region  
People's Republic of China



# 主題性住戶統計調查 第四十七號報告書

## Thematic Household Survey Report No. 47

公眾對教育改革的意見  
**Public Views on Education Reform**

公眾對提供運動設施的意見  
**Public Views on the Provision of Sports Facilities**

有關本刊物的查詢，請聯絡：  
政府統計處 社會統計調查組  
地址：中國香港北角英皇道二百五十號北角城中心五樓  
電話：(852) 2887 5103 圖文傳真：(852) 3106 3512  
電郵：thematic@censtatd.gov.hk

Enquiries about this publication can be directed to :  
**Social Surveys Section**  
**Census and Statistics Department**  
Address : 5/F Fortress Tower, 250 King's Road, North Point, Hong Kong, China.  
Tel. : (852) 2887 5103 Fax : (852) 3106 3512  
E-mail : thematic@censtatd.gov.hk

政府統計處網站 Website of the Census and Statistics Department  
[www.censtatd.gov.hk](http://www.censtatd.gov.hk)

二零一一年三月出版  
Published in March 2011

本刊物只備有下載版。  
This publication is available in download version only.

# 目錄

## Contents

---

		頁數	Page
統計圖表目錄表	List of charts and tables	v	v
1. 引言	Introduction	1	1
2. 統計調查結果摘要	Summary of survey findings	3	3
3. 公眾對教育改革的意見	Public views on education reform	6	6
4. 公眾對提供運動設施的意見	Public views on the provision of sports facilities	32	32
附錄一：統計調查方法	Appendix 1: Survey methodology	53	53
附錄二：曾出版的主題性住戶統計調查報告書	Appendix 2: Previously published Thematic Household Survey Reports	58	58
獲取政府統計處刊物及其他統計產品的方法	Means of obtaining publications and other statistical products of the Census and Statistics Department	70	70

		<i>頁數 Page</i>		
圖 3.1	按教育改革下的四個關鍵項目中的「國民教育」和「從閱讀中學習」對學生學習的影響的意見劃分的十八歲及以上人士的百分比分布	Chart 3.1	Percentage distribution of persons aged 18 and over by views on the impact on student learning after the implementation of National Education and Reading to Learn in the four key tasks under the education reform	13
圖 3.2	按是否同意學生能夠使用「資訊科技」進行協作學習和溝通劃分的十八歲及以上人士的百分比分布	Chart 3.2	Percentage distribution of persons aged 18 and over by whether agreed that students are able to use Information Technology (IT) for collaborative learning and communication	14
圖 3.3	按是否同意「家長教師會」能夠加強學校和家長的聯繫，及推動家庭和學校兩方面的合作劃分的十八歲及以上人士的百分比分布	Chart 3.3	Percentage distribution of persons aged 18 and over by whether agreed that Parent-teacher Association can strengthen the link between schools and parents and promote home-school co-operation	15
圖 3.4	按對學校是否應該給校外機構評核學校的表現以促進學校發展及問責的意見劃分的十八歲及以上人士的百分比分布	Chart 3.4	Percentage distribution of persons aged 18 and over by views on whether schools should be reviewed externally for enhancing their development and accountability	16
圖 3.5	按對「一條龍」辦學模式的目標及策略的意見劃分的十八歲及以上人士的百分比分布	Chart 3.5	Percentage distribution of persons aged 18 and over by views on the aims and strategies of “through-train” mode of schooling	17
圖 3.6	按若有子女就讀小學，會否送子女到「一條龍」學校就讀劃分的十八歲及以上人士的百分比分布	Chart 3.6	Percentage distribution of persons aged 18 and over by whether they would send their children to study in a “through-train” school if they had children studying in primary schools	18

		<i>頁數 Page</i>		
圖 4.1	按在統計前十二個月內最常做的運動劃分的十二歲及以上在該期間曾在香港做運動的人士的百分比分布	Chart 4.1	Percentage distribution of persons aged 12 and over who had participated in sports in Hong Kong during the 12 months before enumeration by the sport mostly participated in during the period	39
圖 4.2	按在住所附近最常用並由政府提供的運動設施劃分的十二歲及以上曾使用在住所附近的運動設施的人士的百分比分布	Chart 4.2	Percentage distribution of persons aged 12 and over who had used sports facilities in the vicinity of home by type of sports facilities most often used and were provided by the Government	40
表 3.1	按對新高中課程的變革的意見劃分的十八歲及以上人士數目	Table 3.1	Persons aged 18 and over by views on the change in the New Senior Secondary (NSS) Curriculum	19
表 3.2	按對四個關鍵項目對學生學習的影響的意見劃分的十八歲及以上人士數目	Table 3.2	Persons aged 18 and over by views on the impact on student learning after the implementation of the four key tasks	21
表 3.3	按是否同意學生能夠使用「資訊科技」進行協作學習和溝通劃分的十八歲及以上人士數目	Table 3.3	Persons aged 18 and over by whether agreed that students are able to use Information Technology (IT) for collaborative learning and communication	23
表 3.4	按對微調中學教學語言安排的目標及策略的意見劃分的：	Table 3.4	Views on the aims and strategies of fine-tuned Medium of Instruction (MOI) arrangements of:	
	a. 十八歲及以上人士數目		a. Persons aged 18 and over	24
	b. 十八歲及以上學生數目		b. Students aged 18 and over	25
表 3.5	按認為是學前教育最重要的教學成果劃分的十八歲及以上人士數目	Table 3.5	Persons aged 18 and over by perceived most important outcome of teaching and learning in pre-primary education	26

		<i>頁數 Page</i>
表 3.6	按年齡 / 性別及是否同意「家長教師會」能夠加強學校和家長的聯繫，及推動家庭和學校兩方面的合作劃分的十八歲及以上人士數目	27
Table 3.6	Persons aged 18 and over by age / sex and whether agreed that Parent-teacher Association can strengthen the link between schools and parents and promote home-school co-operation	27
表 3.7	按對學校是否應該給校外機構評核學校的表現以促進學校發展及問責的意見劃分的十八歲及以上人士數目	28
Table 3.7	Persons aged 18 and over by views on whether schools should be reviewed externally for enhancing their development and accountability	28
表 3.8	按是否同意「直接資助」(直資)學校擁有各種特色的意見劃分的十八歲及以上人士數目	29
Table 3.8	Persons aged 18 and over by whether agreed that Direct Subsidy Scheme (DSS) schools possessed different characteristics	29
表 3.9	按下列變量 / 分類劃分的十八歲及以上人士數目：	
Table 3.9	Persons aged 18 and over by:	
a.	對「一條龍」辦學模式的目標及策略的意見	30
a.	views on the aims and strategies of “through-train” mode of schooling	30
b.	年齡 / 性別及若有子女就讀小學，會否送子女到「一條龍」學校就讀	31
b.	age / sex and whether they would send their children to study in a “through-train” school if they had children studying in primary school	31
表 4.1	按下列變量 / 分類劃分的有興趣觀看運動項目的十二歲及以上人士數目：	
Table 4.1	Persons aged 12 and over who were interested in watching sports events by:	
a.	年齡及性別	41
a.	age and sex	41
b.	最有興趣觀看的運動項目	42
b.	most interested sport to watch	42
c.	觀看體育項目的首選途徑	43
c.	the most preferred mode for watching sports events	43
表 4.2	按下列變量 / 分類劃分的在統計前十二個月內曾在香港做運動的十二歲及以上人士數目：	
Table 4.2	Persons aged 12 and over who had participated in sports in Hong Kong during the 12 months before enumeration by:	
a.	年齡及性別	44
a.	age and sex	44
b.	在統計前十二個月內最常做的運動	45
b.	the sport mostly participated in during the 12 months before enumeration	45

		<i>頁數 Page</i>
表 4.3	按下列變量 / 分類劃分的曾使用住所附近運動設施的十二歲及以上的人士數目： a. 年齡及性別 b. 在住所附近最常用的運動設施及該設施是由政府或私人機構 / 會所提供	46 47
Table 4.3	Persons aged 12 and over who had used sports facilities in the vicinity of home by : a. age and sex b. Sports facility most often used in the vicinity of home and whether the facility was provided by the Government or private organisations / clubs	46 47
表 4.4	按對在住所附近由政府提供的運動設施於各範疇的滿意程度劃分的十二歲及以上曾使用該些運動設施的人士數目	48
Table 4.4	Persons aged 12 and over who had used sports facilities provided by the Government in the vicinity of home by level of satisfaction on various aspects of the sports facilities used	48
表 4.5	按對在住所附近由私人機構或會所提供的運動設施於各範疇的滿意程度劃分的十二歲及以上曾使用該些運動設施的人士數目	49
Table 4.5	Persons aged 12 and over who had used sports facilities provided by the private organisations / clubs in the vicinity of home by level of satisfaction on various aspects of the sports facilities used	49
表 4.6	按在住所附近由政府提供的運動設施種類的足夠程度劃分的十二歲及以上人士數目	50
Table 4.6	Persons aged 12 and over by views on the level of sufficiency in the variety of sports facilities provided by the Government in the vicinity of home	50
表 4.7	按認為最不足夠而需要政府增加的運動設施劃分的十二歲及以上認為在住所附近由政府提供的運動設施不足夠 / 非常不足夠的人士數目	51
Table 4.7	Persons aged 12 and over who considered that the sports facilities provided by the Government in the vicinity of home were insufficient / very insufficient by sports facilities considered to be the most insufficient and needed to be increased by the Government	51
表 4.8	按對全港由政府提供的運動設施於質素及地點方面的滿意程度劃分的十二歲及以上的人士數目	52
Table 4.8	Person aged 12 and over by level of satisfaction on the quality and the location of the sports facilities provided by the Government in Hong Kong	52

# 1 引言 Introduction

---

## 背景

1.1 因應各政策局與政府部門對各類社會事項的統計數據的需求增加，政府統計處於一九九九年開始進行一系列的主題性住戶統計調查。政府統計處將各政策局及政府部門就搜集所需社會事項的統計數據而提議進行的專題訪問結集，組成不同的主題性住戶統計調查，並外判予私營市場調查公司進行。

1.2 每一輪的主題性住戶統計調查均是獨立及涵蓋全港的統計調查，並且委托私營市場調查公司進行。政府統計處在該些統計調查中擔任協調及管理的角色，並負責監察承辦商的工作，以確保他們的服務素質能夠符合要求的標準。

## 本報告書所包括的專題

1.3 政府統計處在二零一零年三月至四月期間，進行了一項主題性住戶統計調查，當中向十八歲及以上人士(不包括留宿外籍家庭傭工)搜集有關公眾對教育改革及主要教育措施的意見。統計調查亦向所有十二歲及以上人士(不包括留宿外籍家庭傭工)搜集有關公眾對運動設施的供應的意見，以及對運動的興趣及參與等資料。本報告書列載了有關以上統計調查的主要結果。

## Background

1.1 To meet the growing demand for statistical data on selected social issues by policy bureaux and government departments, the Census and Statistics Department (C&SD) has conducted a series of Thematic Household Survey (THS) since 1999. Enquiries for collecting the required statistical data on social topics proposed by individual bureaux / departments are packaged together to form different rounds of THS and contracted out to private research firms.

1.2 Each round of THS is an independent, territory-wide survey commissioned to a private research firm. C&SD plays a co-ordination and management role in the THS and is responsible for monitoring the work of the contractor to ensure that the required standards of quality of their services are met.

## Topics included in this report

1.3 A round of THS was conducted during March to April 2010 to collect, among others, information on public views on the education reform and major education initiatives from Hong Kong residents aged 18 and over (excluding live-in foreign domestic helpers). Information on public views on the provision of sports facilities and level of interest and participation in sports was also collected from Hong Kong residents aged 12 and over (excluding live-in foreign domestic helpers). Major findings of the surveys relating to the above information are set out in this report.



## 統計調查方法簡述

1.4 在經科學方法抽選的樣本內，約 8 000 個目標住戶接受了訪問，回應率為 75%。

1.5 在是項統計調查中，統計員會向居住在每個接受訪問的住戶中的目標人士問及他們對教育改革及運動設施的供應的意見。

1.6 有關統計調查所涵蓋的人口範圍及統計調查方法詳情，請參閱本報告書附錄一。

## 數字進位

1.7 由於進位關係，統計圖表內個別項目加起來可能與總數略有出入。統計圖表內有關百分比分布的數字則是根據未經進位的實際數字計算。

## 代號

1.8 本報告書的統計表內的代號應用如下：

- § 由於抽樣誤差甚大，數目少於 1 000 的估計(包括數值為零的數字)或基於這些估計而編製的相關統計數字(如百分比、比率和中位數)，在本報告書的統計表內不予公布。

## Brief description of survey method

1.4 Some 8 000 households within a scientifically selected sample were successfully enumerated, constituting a response rate of 75%.

1.5 In this survey, target persons residing in each enumerated household were asked about information on their views on education reform and provision of sports facilities.

1.6 More detailed descriptions of the population coverage and methodology of the survey are given in [Appendix 1](#).

## Rounding of figures

1.7 Owing to rounding, there may be a slight discrepancy between the sum of individual items and the total as shown in charts and tables. It should also be noted that actual figures without rounding are used in compiling the percentage shares in charts and tables.

## Symbol

1.8 The symbol in the tables of this report is applied as follows:

- § Estimates less than 1 000 (including zero figures) and related statistics derived based on such estimates (e.g. percentages, rates and median) are not released in the tables of this report due to very large sampling errors.

## 2 統計調查結果摘要 Summary of survey findings

主要指標	Key indicators	統計調查結果 Survey findings
公眾對教育改革的意見	<b>Public views on education reform</b>	
<i>學與教</i>	<i>Learning and Teaching</i>	
<ul style="list-style-type: none"> <li>按對新高中課程的變革的意見劃分的十八歲及以上人士百分比               <ul style="list-style-type: none"> <li>- 非常同意 / 同意</li> <li>- 不同意 / 非常不同意</li> <li>- 無意見</li> </ul> </li> </ul>	<ul style="list-style-type: none"> <li>Percentage of persons aged 18 and over by their views on the change in the New Senior Secondary (NSS) Curriculum               <ul style="list-style-type: none"> <li>- Strongly agreed / agreed</li> <li>- Disagreed / strongly disagreed</li> <li>- No opinion</li> </ul> </li> </ul>	<ul style="list-style-type: none"> <li>55.4% - 71.8%</li> <li>8.2% - 18.9%</li> <li>20.0% - 26.6%</li> </ul>
<ul style="list-style-type: none"> <li>按對四個關鍵項目對學生學習的影響的意見劃分的十八歲及以上人士百分比               <ul style="list-style-type: none"> <li>- 非常同意 / 同意</li> <li>- 不同意 / 非常不同意</li> <li>- 無意見</li> </ul> </li> </ul>	<ul style="list-style-type: none"> <li>Percentage of persons aged 18 and over by their views on the impact on student learning after the implementation of the four key tasks               <ul style="list-style-type: none"> <li>- Strongly agreed / agreed</li> <li>- Disagreed / strongly disagreed</li> <li>- No opinion</li> </ul> </li> </ul>	<ul style="list-style-type: none"> <li>67.8% - 83.5%</li> <li>4.6% - 18.6%</li> <li>10.8% - 15.6%</li> </ul>
<ul style="list-style-type: none"> <li>按是否同意學生能夠使用「資訊科技」進行協作學習和溝通的意見劃分的十八歲及以上人士百分比               <ul style="list-style-type: none"> <li>- 非常同意 / 同意</li> <li>- 不同意 / 非常不同意</li> <li>- 無意見</li> </ul> </li> </ul>	<ul style="list-style-type: none"> <li>Percentage of persons aged 18 and over by their views on whether agreed that students were able to use information technology for collaborative learning and communication               <ul style="list-style-type: none"> <li>- Strongly agreed / agreed</li> <li>- Disagreed / strongly disagreed</li> <li>- No opinion</li> </ul> </li> </ul>	<ul style="list-style-type: none"> <li>79.8%</li> <li>5.6%</li> <li>14.6%</li> </ul>
<ul style="list-style-type: none"> <li>按對微調中學教學語言安排的目標及策略的意見劃分的十八歲及以上人士百分比               <ul style="list-style-type: none"> <li>- 非常同意 / 同意</li> <li>- 不同意 / 非常不同意</li> <li>- 無意見</li> </ul> </li> </ul>	<ul style="list-style-type: none"> <li>Percentage of persons aged 18 and over by their views on the aims and strategies of fine-tuned Medium of Instruction arrangement               <ul style="list-style-type: none"> <li>- Strongly agreed / agreed</li> <li>- Disagreed / strongly disagreed</li> <li>- No opinion</li> </ul> </li> </ul>	<ul style="list-style-type: none"> <li>62.2% - 62.3%</li> <li>15.8%</li> <li>21.8% - 22.0%</li> </ul>

主要指標	Key indicators	統計調查結果 Survey findings
<i>對學校的支援</i>	<i>Support for Schools</i>	
<ul style="list-style-type: none"> <li>按是否同意「家長教師會」能夠加強學校和家長的聯繫及推動家庭和學校兩方面的合作的意見劃分的十八歲及以上人士百分比           <ul style="list-style-type: none"> <li>- 非常同意 / 同意</li> <li>- 不同意 / 非常不同意</li> <li>- 無意見</li> </ul> </li> </ul>	<ul style="list-style-type: none"> <li>Percentage of persons aged 18 and over by their views on whether agreed that Parent-teacher Association could strengthen the link between schools and parents and promote home-school co-operation           <ul style="list-style-type: none"> <li>- Strongly agreed / agreed</li> <li>- Disagreed / strongly disagreed</li> <li>- No opinion</li> </ul> </li> </ul>	<ul style="list-style-type: none"> <li>83.0%</li> <li>5.3%</li> <li>11.6%</li> </ul>
<i>質素保證</i>	<i>Quality Assurance</i>	
<ul style="list-style-type: none"> <li>按是否同意學校應該給校外機構評核學校的表現以促進學校發展及問責的意見劃分的十八歲及以上人士百分比           <ul style="list-style-type: none"> <li>- 非常同意 / 同意</li> <li>- 不同意 / 非常不同意</li> <li>- 無意見</li> </ul> </li> </ul>	<ul style="list-style-type: none"> <li>Percentage of persons aged 18 and over by their views on whether agreed that schools should be reviewed externally for enhancing their development and accountability           <ul style="list-style-type: none"> <li>- Strongly agreed / agreed</li> <li>- Disagreed / strongly disagreed</li> <li>- No opinion</li> </ul> </li> </ul>	<ul style="list-style-type: none"> <li>76.2%</li> <li>8.8%</li> <li>15.0%</li> </ul>
<i>課程多元化</i>	<i>Diversity in Curriculum</i>	
<ul style="list-style-type: none"> <li>按是否同意直接資助(直資)學校擁有各種特色的意見劃分的十八歲及以上人士百分比           <ul style="list-style-type: none"> <li>- 非常同意 / 同意</li> <li>- 不同意 / 非常不同意</li> <li>- 無意見</li> </ul> </li> </ul>	<ul style="list-style-type: none"> <li>Percentage of persons aged 18 and over by their views on whether agreed that Direct Subsidy Scheme (DSS) schools possessed different characteristics           <ul style="list-style-type: none"> <li>- Strongly agreed / agreed</li> <li>- Disagreed / strongly disagreed</li> <li>- No opinion</li> </ul> </li> </ul>	<ul style="list-style-type: none"> <li>69.1% - 71.1%</li> <li>9.9% - 12.2%</li> <li>18.4% - 19.0%</li> </ul>
<ul style="list-style-type: none"> <li>按對「一條龍」辦學模式的目標及策略的意見劃分的十八歲及以上人士百分比           <ul style="list-style-type: none"> <li>- 非常同意 / 同意</li> <li>- 不同意 / 非常不同意</li> <li>- 無意見</li> </ul> </li> </ul>	<ul style="list-style-type: none"> <li>Percentage of persons aged 18 and over by their views on the aims and strategies of “through-train” mode of schooling           <ul style="list-style-type: none"> <li>- Strongly agreed / agreed</li> <li>- Disagreed / strongly disagreed</li> <li>- No opinion</li> </ul> </li> </ul>	<ul style="list-style-type: none"> <li>78.6% - 80.3%</li> <li>9.1% - 10.5%</li> <li>10.7% - 11.3%</li> </ul>

主要指標	Key indicators	統計調查結果 Survey findings
<b>公眾對提供運動設施的意見</b>	<b>Public views on the provision of sports facilities</b>	
• 有興趣觀看運動項目的十二歲及以上人士數目	• Number of persons aged 12 and over who were interested in watching sports events	2 064 100
• 有興趣觀看運動項目的十二歲及以上人士佔所有十二歲及以上人士的百分比	• Percentage of persons aged 12 and over who were interested in watching sports events among all persons aged 12 and over	33.9%
• 在統計前十二個月內曾在香港做運動的十二歲及以上人士數目	• Number of persons aged 12 and over who had participated in sports in Hong Kong during the 12 months before enumeration	3 483 500
• 在統計前十二個月內曾在香港做運動的十二歲及以上人士佔所有十二歲及以上人士的百分比	• Percentage of persons aged 12 and over who had participated in sports in Hong Kong during the 12 months before enumeration among all persons aged 12 and over	57.2%
• 曾使用住所附近運動設施的十二歲及以上人士數目	• Number of persons aged 12 and over who had used sports facilities in the vicinity of home	2 072 300
• 曾使用住所附近運動設施的十二歲及以上人士佔所有十二歲及以上人士的百分比	• Percentage of persons aged 12 and over who had used sports facilities in the vicinity of home among all persons aged 12 and over	34.0%
• 按對全港由政府提供的運動設施於以下兩方面的滿意程度的意見劃分的十二歲及以上人士百分比	• Percentage of persons aged 12 and over by their views on level of satisfaction in following two aspects of the sports facilities provided by the Government in Hong Kong	
<i>質素</i>	<i>Quality</i>	
- 非常滿意 / 滿意	- Very satisfied / satisfied	74.9%
- 不滿意 / 非常不滿意	- Dissatisfied / very dissatisfied	11.2%
- 沒有意見	- No opinion	13.8%
<i>地點</i>	<i>Location</i>	
- 非常滿意 / 滿意	- Very satisfied / satisfied	70.2%
- 不滿意 / 非常不滿意	- Dissatisfied / very dissatisfied	19.8%
- 沒有意見	- No opinion	10.0%

## 3 公眾對教育改革的意見 Public views on education reform

### 引言

3.1 在每個接受訪問的住戶中，統計員用隨機抽樣方法，抽選出其中一名十八歲及以上人士(不包括留宿外籍家庭傭工)進行有關公眾對教育改革的意見的統計調查。在調查中，受訪者被問及有關他們對教育改革及主要教育措施的意見，有關的主要調查結果列載於本報告書內。

3.2 是項專題是第三次納入主題性住戶統計調查系列。類似的資料曾於二零零三年九月至十一月及二零零五年十一月至二零零六年三月期間進行的主題性住戶統計調查中搜集。

### 統計調查的主要結果

#### 學與教

##### 「新高中課程」

3.3 教育改革措施包括推行「3+3+4」高中及高等教育新學制，讓所有學生都受惠於六年的中學教育，以應付廿一世紀的挑戰。

3.4 所有十八歲及以上人士均被問及對下列新高中課程所提出的變革的意見。他們多表示非常同意 / 同意：(表 3.1)

- 「新高中課程」有助發展個別學生的潛能(58.2%)；
- 「新高中及高等教育學制」提供更暢順的升學及就業出路，讓學生達致美滿人生(55.4%)；
- 「通識教育科」培養學生的獨立學習能力、批判性思考能力、多角度思考方式和擴闊知識基礎(63.0%)；

### INTRODUCTION

3.1 Within each enumerated household, a person aged 18 and over (excluding live-in foreign domestic helpers) was randomly selected for interview in respect of the survey on public views on education reform. The respondents were asked about their views on the education reform and major education initiatives. The major survey findings are set out in this report.

3.2 This is the third time for the topic to be included in the Thematic Household Survey (THS) series. Similar information was collected in the THS conducted during September to November 2003 and November 2005 to March 2006.

### MAJOR FINDINGS OF THE SURVEY

#### Learning and Teaching

##### *New Senior Secondary (NSS) Curriculum*

3.3 The education reform measures include implementing the “3+3+4” New Academic Structure for Senior Secondary Education and Higher Education, such that all students can benefit from six years of secondary education, in order to meet the challenges of the 21<sup>st</sup> century.

3.4 All persons aged 18 and over were asked about their views regarding the change in the NSS Curriculum. Many of them strongly agreed / agreed that: (Table 3.1)

- The NSS Curriculum helps to develop the potential of individual students (58.2%);
- The New Academic Structure for Senior Secondary Education and Higher Education provides a smoother articulation to different pathways for students to study and work and to succeed in life (55.4%);
- Students develop independent learning capability, critical thinking skills, multi-perspectives taking and broad-based knowledge through Liberal Studies (63.0%);

- 學校應向高中生提供「應用學習課程」，以配合他們不同的學習需要、興趣和能力(71.8%)；
- 採用各種模式的評估方法有助準確地評估學生各方面的表現和能力(68.2%)；
- 「校本評核」作為持續學與教活動的一部分，有助更全面地評估學生的能力(63.0%)；
- 展示學生個人特質和能力的「學生學習概覽」為大學入學過程提供有用的資料(68.5%)；及
- 「新高中課程」改變了學生以文、理、商分流的安排，擴闊了學生的視野(64.5%)。

#### 四個關鍵項目

3.5 教育改革措施亦包括四個關鍵項目：(1) 德育及公民教育；(2) 從閱讀中學習；(3) 專題研習；及(4) 運用資訊科技進行互動學習。

3.6 在所有十八歲及以上人士中，就有關推行四個關鍵項目對學生學習成效的影響，大多表示非常同意 / 同意以下的看法：(圖 3.1 及表 3.2)

- 學校推行「國民教育」有助加強學生的知識及對國家的了解(80.2%)；
- 學校推行「國民教育」有助加強學生對身為中國人的自豪感(73.7%)；
- 學校推行「國民教育」有助加強學生貢獻國家的決心(67.8%)；

- Applied Learning courses should be offered to senior secondary students to cater for their diverse needs, interests and abilities (71.8%);
- The use of different assessment methods helps to assess accurately the performance and abilities of students in different aspects of learning (68.2%);
- School-based Assessment, as part of the ongoing learning and teaching activities, helps to give a more comprehensive appraisal of students' abilities (63.0%);
- The Student Learning Profile, which demonstrates students' personal qualities and competence, provides useful information for university admission processes (68.5%); and
- The change in the NSS Curriculum create a change that students are no longer streamed into Arts, Science, and Commerce broadens students' horizons (64.5%).

#### Four key tasks

3.5 The education reform measures also include four key tasks: (1) Moral and Civic Education; (2) Reading to Learn; (3) Project Learning; and (4) Information Technology (IT) for Interactive Learning.

3.6 Of all persons aged 18 and over, regarding their views on the impact on student learning after the implementation of the four key tasks, most strongly agreed / agreed that: (Chart 3.1 and Table 3.2)

- The implementation of National Education in schools helps to enhance students' knowledge and understanding of the motherland (80.2%);
- The implementation of National Education in schools helps to enhance students' sense of pride of being Chinese (73.7%);
- The implementation of National Education in schools helps to enhance students' sense of commitment for the betterment of the motherland (67.8%);

- 學校推行「從閱讀中學習」有助學生擴闊知識基礎(83.5%)；
- 學校推行「從閱讀中學習」有助推動學生主動追求知識(78.3%)；
- 學校推行「從閱讀中學習」有助學生培養對學習的興趣(78.9%)；
- 學校推行「專題研習」有助學生發展獨立學習的能力(77.9%)；
- 學校推行「專題研習」有助學生整固和應用各學習領域及跨學習領域的知識(77.5%)；及
- 學校推行「運用資訊科技進行互動學習」有助建立學生正確使用資訊的良好態度(76.3%)。

#### *運用資訊科技於教育上*

3.7 運用資訊科技於教育上是另一項教育改革措施，目的是：

- 增加學生及教師接觸資訊科技設施（如電腦）和連接網絡的機會；
- 增強教師在資訊科技方面的知識，特別在課堂教學上應用資訊科技；
- 發展資訊科技教學資源；及
- 在學校推動資訊科技文化，幫助學生學習。

3.8 在所有十八歲及以上人士中，大多(79.8%)表示非常同意 / 同意學生能夠使用資訊科技進行協作學習和溝通。（圖 3.2 及表 3.3）

- The implementation of Reading to Learn helps students to widen their knowledge base (83.5%);
- The implementation of Reading to Learn helps to motivate students to acquire knowledge on their own (78.3%);
- The implementation of Reading to Learn helps students to develop interest in learning (78.9%);
- The implementation of Project Learning, helps students to develop their independent learning capabilities (77.9%);
- The implementation of Project Learning helps students to integrate and apply their knowledge within and across Key Learning Areas (77.5%); and
- The implementation of IT for Interactive Learning helps to improve students' attitude towards proper use of information (76.3%).

#### *The application of IT in education*

3.7 The application of IT in education is another education reform measure which aims to :

- improve students and teachers' access and connectivity to IT facilities (e.g. computers) and network respectively;
- empower teachers in IT know-how, especially in applying IT in classroom teaching;
- develop IT educational resources; and
- promote an IT culture in the community, especially the school sector in helping students to learn better.

3.8 Of all persons aged 18 and over, most (79.8%) strongly agreed / agreed that students are able to use IT for collaborative learning and communication. (Chart 3.2 and Table 3.3)

*微調中學教學語言安排*

3.9 在微調中學教學語言安排下，於2010/11學年由中一級開始，學校可以更有彈性地因應學生的不同學習需要，訂定校本的教學語言安排。另外，學校可將英語延展教學活動的課時比例上限上調至初中每級劃一為25%，加強學生的英語學習環境。

3.10 在所有十八歲及以上人士中，很多表示非常同意 / 同意以下就有關「微調教學語言」的目標及策略：(表 3.4a)

- 微調中學教學語言安排有助賦予學校教學語言安排上的彈性，使學校根據學生的不同需要來規劃校本的語文政策(62.2%)；及
- 微調中學教學語言安排增加學生在學科上接觸英語的機會，有助學生更有信心和積極地學習英語(62.3%)。

3.11 至於約310 700名十八歲及以上學生，他們對有關微調中學教學語言安排的目標及策略的意見跟所有十八歲及以上人士的意見大致相若；他們多表示非常同意 / 同意：(表 3.4b)

- 微調中學教學語言安排有助賦予學校教學語言安排上的彈性，使學校根據學生的不同需要來規劃校本的語文政策(68.4%)；及
- 微調中學教學語言安排增加學生在學科上接觸英語的機會，有助學生更有信心和積極地學習英語(65.1%)。

*Fine-tuned Medium of Instruction (MOI) arrangements for secondary schools*

3.9 Under the fine-tuned MOI arrangements starting from Secondary One in the 2010/11 school year, schools can, taking into regard the different learning needs of the students, decide on their school-based MOI arrangements. In addition, with schools allowed to increase the lesson time for extended learning activities in English to a uniform proportion of 25% for each of the junior secondary levels, the English learning environment for students has been enhanced.

3.10 Of all persons aged 18 and over, many strongly agreed / agreed the following aims and strategies of MOI: (Table 3.4a)

- The flexibility under the fine-tuned MOI arrangements facilitate schools to devise school-based language policies to meet the different needs of students (62.2%); and
- The fine-tuned MOI arrangements enable students to build up more confidence and motivation in learning English through greater exposure to English in content subjects (62.3%).

3.11 As regards the views of some 310 700 students aged 18 and over on the aims and strategies of MOI, they were similar to the views of all persons aged 18 and over, many strongly agreed / agreed that: (Table 3.4b)

- The flexibility under the fine-tuned MOI arrangements facilitate schools to devise school-based language policies to meet the different needs of students (68.4%); and
- The fine-tuned MOI arrangements enable students to build up more confidence and motivation in learning English through greater exposure to English in content subjects (65.1%).



*對學前教育的意見**Views on pre-primary education*

3.12 所有十八歲及以上人士亦被問及學前教育的五個選定教學成果的重要性。接近三分之一的十八歲及以上人士認為「培養良好習慣」(31.3%)是學前教育最重要的教學成果；其次是「培養學習興趣」(23.4%)；「培養正確面對社會的態度」(16.3%)；「培養吸取知識的能力」(7.6%)及「培養創造能力」(6.0%)。(表 3.5)

3.12 All persons aged 18 and over were also asked about their views on the importance of five selected outcomes of teaching and learning in pre-primary education. Nearly one-third of persons aged 18 and over perceived that “formation of good habits” (31.3%) was the most important outcome of teaching and learning in pre-primary education; followed by “development of interest in learning” (23.4%); “development of positive attitudes towards the community” (16.3%); “development of cognitive ability” (7.6%) and “development of creativity” (6.0%). (Table 3.5)

**對學校的支援****Support for Schools***「家長教師會」的成效**Effectiveness of Parent-teacher Association*

3.13 至於「家長教師會」的成效方面，在所有十八歲及以上人士中，大多(83.0%)表示非常同意 / 同意「家長教師會」能夠加強學校和家長的聯繫及推動家庭和學校兩方面的合作，而小部分(5.3%)則表示不同意 / 非常不同意。男性與女性表示非常同意 / 同意的相應百分比相若，分別為 82.4%及 83.6%。(圖 3.3 及表 3.6)

3.13 Regarding the effectiveness of Parent-teacher Association, most (83.0%) of all persons aged 18 and over strongly agreed / agreed that Parent-teacher Association could strengthen the link between schools and parents and promote home-school co-operation while a small proportion (5.3%) disagreed / strongly disagreed. The corresponding percentages for males and females strongly agreed / agreed were similar, at 82.4% and 83.6% respectively. (Chart 3.3 and Table 3.6)

3.14 按年齡組別分析，六十歲以下人士的意見相若，他們大部分(由 85.5%至 88.0%)表示非常同意 / 同意「家長教師會」能夠加強學校和家長的聯繫及推動家庭和學校兩方面的合作。六十歲及以上人士的相應百分比相對較低，為 71.0%。

3.14 Analysed by age group, the views for persons aged less than 60 were similar. The majority of them (ranged from 85.5% to 88.0%) strongly agreed / agreed that Parent-teacher Association could strengthen the link between schools and parents and promote home-school co-operation. The corresponding percentage for persons aged 60 and over was relatively lower, at 71.0%.

## 質素保證

### *給校外機構評核學校的表現*

3.15 當被問及學校是否應該給校外機構去評核學校的表現以促進學校發展及問責方面時，在所有十八歲及以上人士中，大多(76.2%)表示非常同意 / 同意，而小部分(8.8%)則表示不同意 / 非常不同意。(圖 3.4 及表 3.7)

## 課程多元化

### *「直接資助」(直資)學校*

3.16 推行「直接資助計劃」的目的，是在官立及資助學校教育以外提供另類的優質學校，使家長為兒女選擇學校時有更多的選擇。直資學校可自行釐定符合基本教育標準的課程、學費和入學要求。

3.17 在所有十八歲及以上人士中，很多表示非常同意 / 同意直資學校擁有下列特色：(表 3.8)

- 直資學校為願意支付額外學費的家長及學生提供更多的服務，例如進行小班教學、提供額外的教師和增潤課程，以配合他們的需要(70.7%)；
- 為了吸引家長及顯示收取的學費是物有所值，直資學校有較大推動力以改善教學質素(69.1%)；及
- 直資學校有更大的自由度為不同能力和不同性格取向的學生，設計不同的課程(71.1%)。

## Quality Assurance

### *Schools being reviewed externally*

3.15 When asked about whether schools should be reviewed externally for enhancing their development and accountability, most (76.2%) of all persons aged 18 and over strongly agreed / agreed, while a small proportion (8.8%) disagreed / strongly disagreed. (Chart 3.4 and Table 3.7)

## Diversity in Curriculum

### *Direct Subsidy Scheme (DSS) schools*

3.16 The aim of implementing the DSS is to provide high quality schools other than government and aided schools so that parents have greater choices in finding suitable schools for their children. DSS schools are free to decide on their curriculum, which meet the basic education standard, fees and entrance requirements.

3.17 Of all persons aged 18 and over, many strongly agreed / agreed that DSS schools possessed the following characteristics : (Table 3.8)

- DSS schools cater for the needs of those who are willing to pay school fee for extras such as small class, additional teachers and student enrichment programmes (70.7%);
- In order to attract parents and justify the school fees charged, DSS schools have the incentives to improve the quality of education they provide (69.1%); and
- DSS schools have greater freedom in designing their curriculum to cater for the different abilities and aptitudes of their students (71.1%).

## 「一條龍」學校

## “Through-train” schools

3.18 「一條龍」辦學模式是指擁有相同的教育理想及辦學理念的中學與小學結合一起，為學生提供富連貫性而且全面的學習經歷。學生毋須參加派位機制，就可以直升到所屬中學。這樣不單可以加強學校對學生的認識及照顧，還可以減少小學學生因升讀中學所面對的適應困難和壓力。

3.18 The “through-train” mode of schooling means that those primary and secondary schools with the same philosophy and aspiration for education link up and provide coherent and all-round learning experiences. Students can proceed directly to the linked secondary school without going through the school places allocation process. This not only strengthens the schools’ understanding of and care for their students, but also alleviates students’ adaptation problems and pressure upon promoting to the secondary school.

3.19 在所有十八歲及以上人士中，大多表示非常同意 / 同意以下就有關「一條龍」辦學模式的目標及策略：（圖 3.5 及表 3.9a）

3.19 Of all persons aged 18 and over, most strongly agreed / agreed the following aims and strategies of “through-train” mode of schooling : (Chart 3.5 and Table 3.9a)

- 「一條龍」學校加強小學和中學在課程上的連貫性(78.6%)；
- 「一條龍」學校使學校更認識和照顧由小學升上中學的學生(80.3%)；及
- 「一條龍」學校減少小學學生升讀中學的適應困難(79.1%)。

- “Through-train” schools enhance continuity in the curriculum between primary and secondary schools (78.6%);
- “Through-train” schools allow the school to have better understanding of and attention for their students as they progress from primary to secondary school (80.3%); and
- “Through-train” schools alleviate students' adaptation problems upon their promotion to the secondary school (79.1%).

3.20 當再被問及若有子女就讀小學，他們會否送子女到「一條龍」學校就讀，很多(74.1%)表示會，而 9.7%則表示不會。（圖 3.6 及表 3.9b）

3.20 When further asked whether they would send their children to study in a “through-train” school if they had children studying in primary schools, many (74.1%) replied in the affirmative while 9.7% said the opposite. (Chart 3.6 and Table 3.9b)

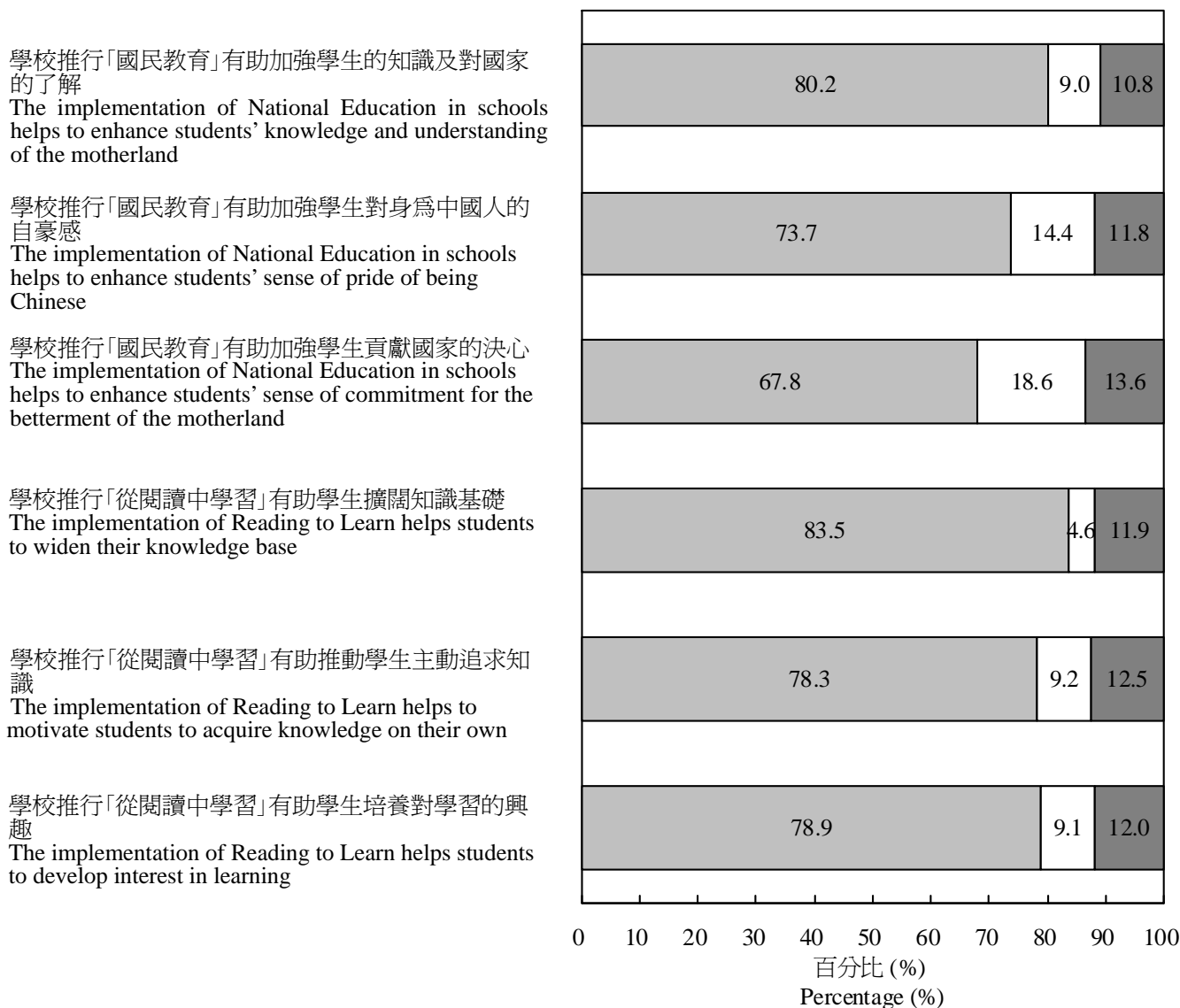
3.21 按年齡組別分析，大多(由 76.0%至 78.3%)六十歲以下人士表示會送子女到「一條龍」學校就讀。六十歲及以上人士的相應百分比相對較低，為 63.3%。（表 3.9b）

3.21 Analysed by age group, most (ranged from 76.0% to 78.3%) of persons aged less than 60 replied that they would send their children to study in a “through-train” school. The corresponding percentage for persons aged 60 and over was relatively lower, at 63.3%. (Table 3.9b)

3.22 男性與女性的意見相若。男性表示會送子女到「一條龍」學校就讀的百分比為 73.6%；女性的相應百分比則為 74.7%（表 3.9b）

3.22 The views for male and female were similar. The percentage of male who would send their children to study in a “through-train” school was 73.6%; the corresponding percentage for female was 74.7%. (Table 3.9b)

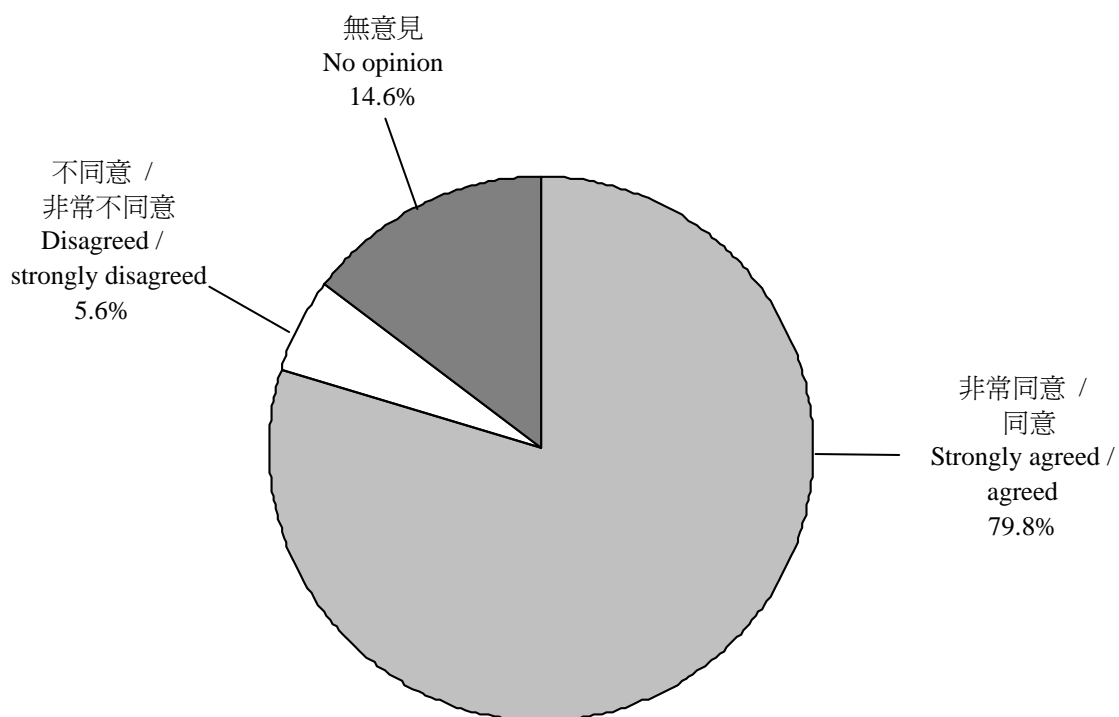
**圖 3.1 按教育改革下的四個關鍵項目中的「國民教育」和「從閱讀中學習」對學生學習的影響的意見劃分的十八歲及以上人士的百分比分布**  
**Chart 3.1 Percentage distribution of persons aged 18 and over by views on the impact on student learning after the implementation of National Education and Reading to Learn in the four key tasks under the education reform**



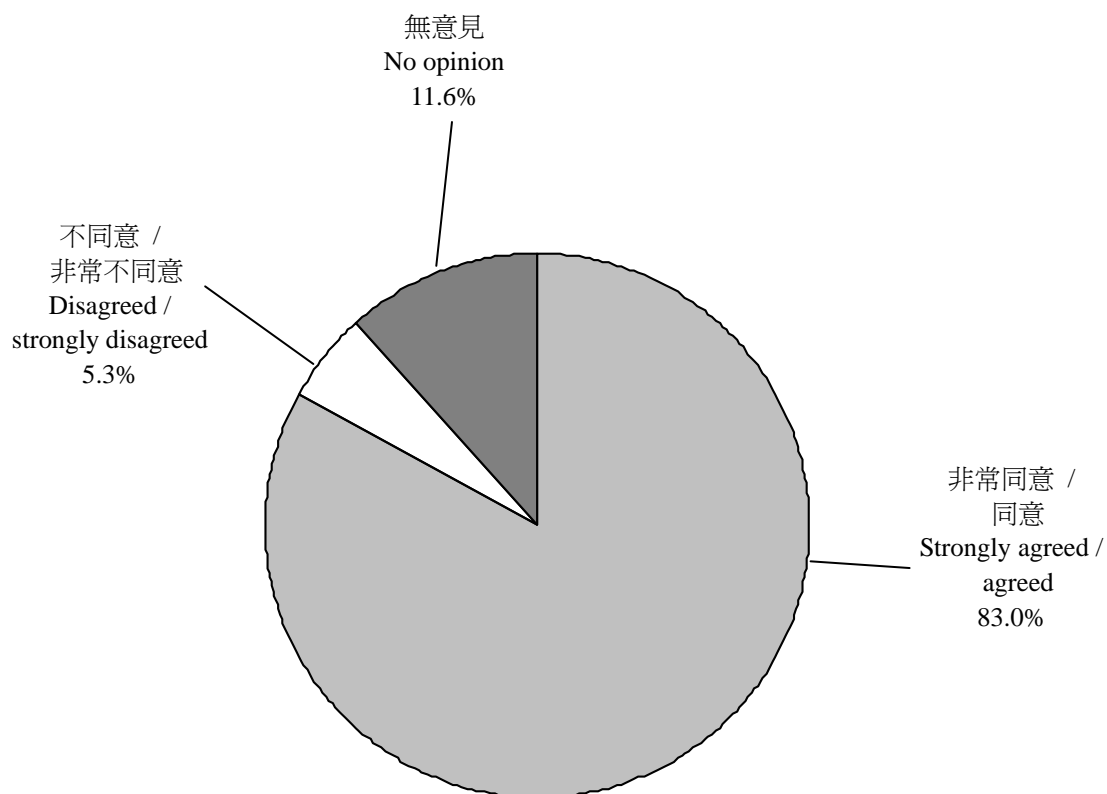
意見：  
Views:

- 非常同意 / 同意  
Strongly agreed / agreed
- 不同意 / 非常不同意  
Disagreed / strongly disagreed
- 無意見  
No opinion

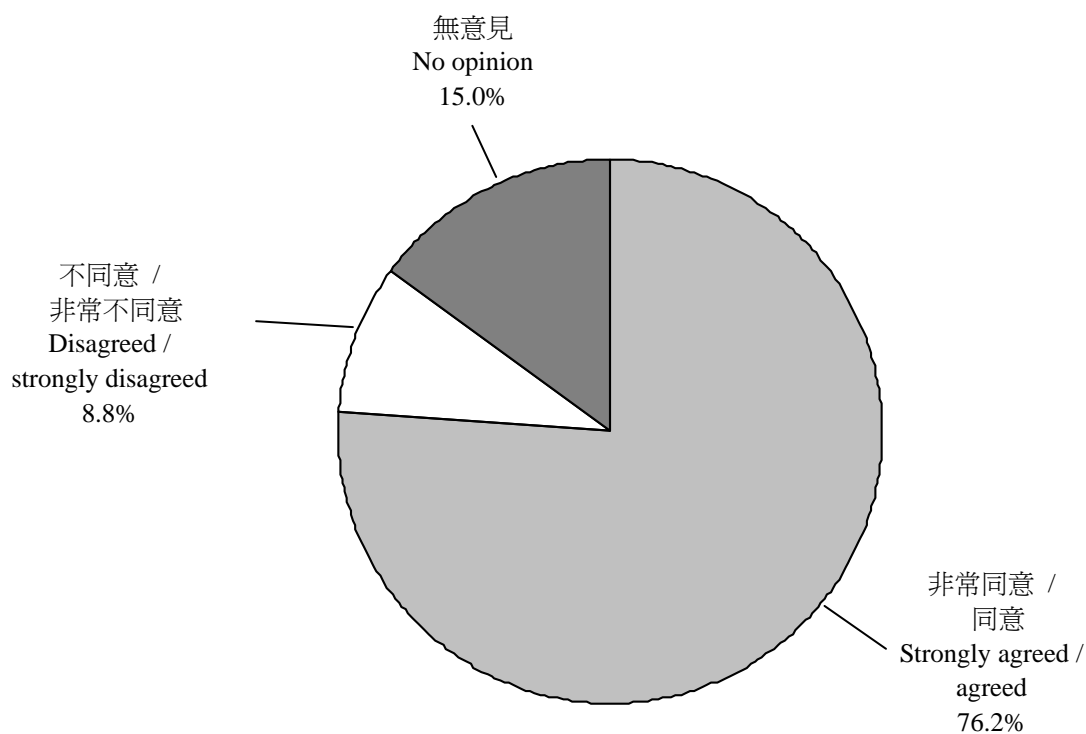
**圖3.2** 按是否同意學生能夠使用「資訊科技」進行協作學習和溝通劃分的十八歲及以上人士的百分比分布  
**Chart 3.2** Percentage distribution of persons aged 18 and over by whether agreed that students are able to use Information Technology (IT) for collaborative learning and communication



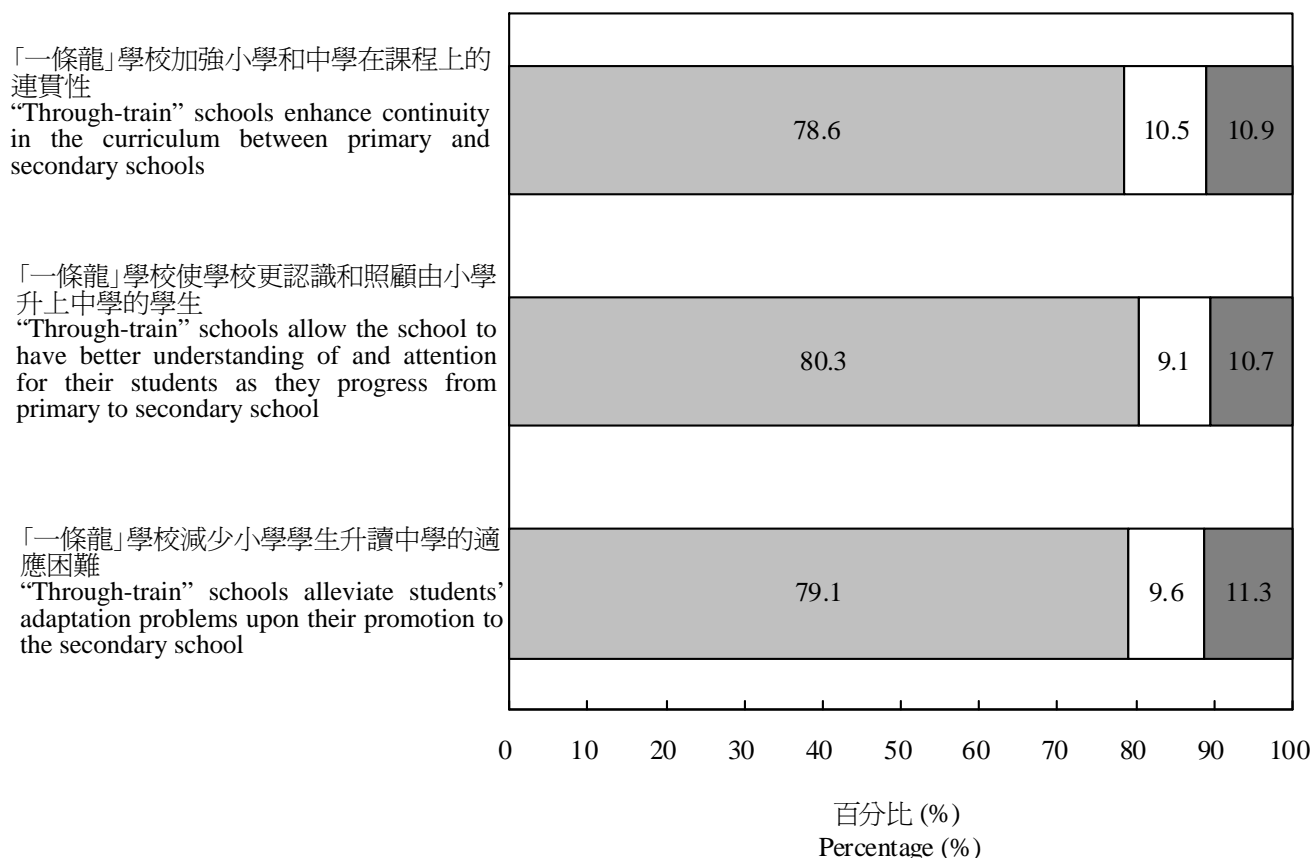
**圖3.3** 按是否同意「家長教師會」能夠加強學校和家長的聯繫，及推動家庭和學校兩方面的合作劃分的十八歲及以上人士的百分比分布  
**Chart 3.3** Percentage distribution of persons aged 18 and over by whether agreed that Parent-teacher Association can strengthen the link between schools and parents and promote home-school co-operation



**圖3.4** 按對學校是否應該給校外機構評核學校的表現以促進學校發展及問責的意見劃分的十八歲及以上人士的百分比分布  
**Chart 3.4** Percentage distribution of persons aged 18 and over by views on whether schools should be reviewed externally for enhancing their development and accountability



**圖 3.5 按對「一條龍」辦學模式的目標及策略的意見劃分的十八歲及以上人士的百分比分布**  
**Chart 3.5 Percentage distribution of persons aged 18 and over by views on the aims and strategies of “through-train” mode of schooling**



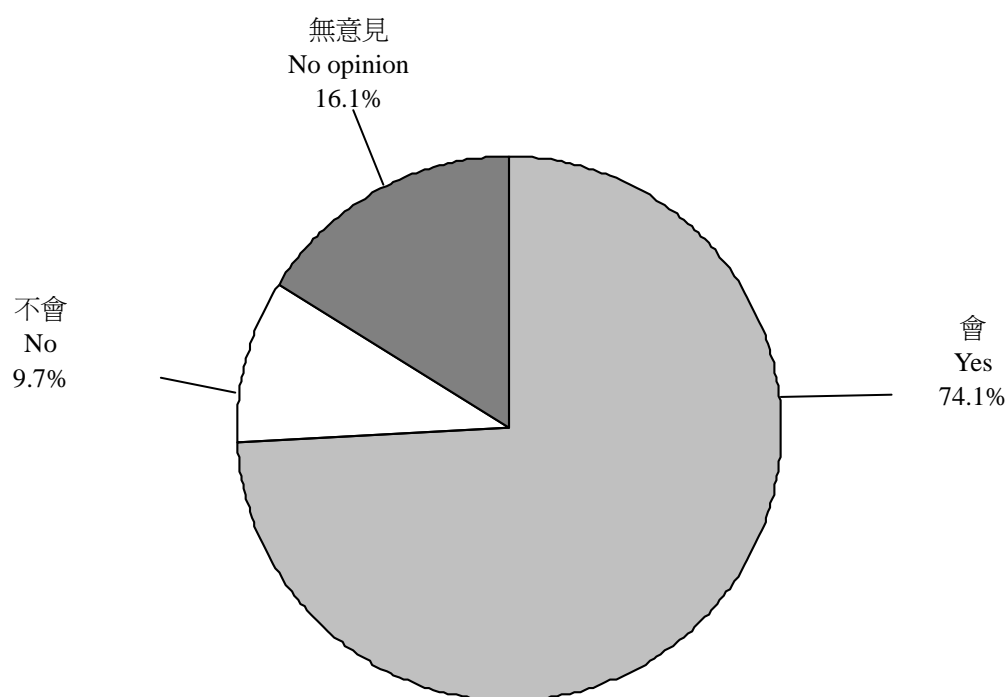
意見：

Views:

- 非常同意 / 同意  
Strongly agreed / agreed
- 不同意 / 非常不同意  
Disagreed / strongly disagreed
- 無意見  
No opinion



**圖3.6** 按若有子女就讀小學，會否送子女到「一條龍」學校就讀劃分的十八歲及以上人士的百分比分布  
**Chart 3.6** Percentage distribution of persons aged 18 and over by whether they would send their children to study in a “through-train” school if they had children studying in primary schools



**表 3.1 按對新高中課程的變革的意見劃分的十八歲及以上人士數目**  
**Table 3.1 Persons aged 18 and over by views on the change in the New Senior Secondary (NSS) Curriculum**

	對新高中課程的目標及策略的意見 Views on the change in the NSS Curriculum			
	非常同意 / 同意 Strongly agreed / agreed	不同意 / 非常不同意 Disagreed / strongly disagreed	無意見 No opinion	總計 Total
	人數 No. of persons (‘000)	人數 No. of persons (‘000)	人數 No. of persons (‘000)	人數 No. of persons (‘000)
「新高中課程」的變革 Change in the NSS Curriculum				
「新高中課程」有助發展個別學生的潛能 The NSS Curriculum helps to develop the potential of individual students	3 259.0 (58.2%)	852.8 (15.2%)	1 488.8 (26.6%)	5 600.5 (100.0%)
「新高中及高等教育學制」提供更暢順的升學及就業 出路，讓學生達致美滿人生 The New Academic Structure for Senior Secondary Education and Higher Education provides a smoother articulation to different pathways for students to study and work and to succeed in life	3 103.2 (55.4%)	1 055.8 (18.9%)	1 441.6 (25.7%)	5 600.5 (100.0%)
「通識教育科」培養學生的獨立學習能力、批判性思考 能力、多角度思考方式和擴闊知識基礎 Students develop independent learning capability, critical thinking skills, multi-perspectives taking and broad-based knowledge through Liberal Studies	3 530.1 (63.0%)	720.6 (12.9%)	1 349.8 (24.1%)	5 600.5 (100.0%)
學校應向高中生提供「應用學習課程」，以配合他們不 同的學習需要、興趣和能力 Applied Learning courses should be offered to senior secondary students to cater for their diverse needs, interests and abilities	4 022.2 (71.8%)	459.5 (8.2%)	1 118.8 (20.0%)	5 600.5 (100.0%)

表 3.1(續) 按對新高中課程的變革的意見劃分的十八歲及以上人士數目  
 Table 3.1 Persons aged 18 and over by views on the change in the New Senior Secondary (NSS) Curriculum  
 (Cont'd)

	對新高中課程的目標及策略的意見 Views on the change in the NSS Curriculum			
	非常同意 / 同意 Strongly agreed / agreed	不同意 / 非常不同意 Disagreed / strongly disagreed	無意見 No opinion	總計 Total
	人數 No. of persons (‘000)	人數 No. of persons (‘000)	人數 No. of persons (‘000)	人數 No. of persons (‘000)
「新高中課程」的變革 Change in the NSS Curriculum				
採用各種模式的評估方法有助準確地評估學生各方面的表現和能力 The use of different assessment methods helps to assess accurately the performance and abilities of students in different aspects of learning	3 822.3 (68.2%)	587.4 (10.5%)	1 190.9 (21.3%)	5 600.5 (100.0%)
「校本評核」作為持續學與教活動的一部分，有助更全面地評估學生的能力 School-based Assessment, as part of the ongoing learning and teaching activities, helps to give a more comprehensive appraisal of students' abilities	3 528.0 (63.0%)	823.6 (14.7%)	1 248.9 (22.3%)	5 600.5 (100.0%)
展示學生個人特質和能力的「學生學習概覽」為大學入學過程提供有用的資料 The Student Learning Profile, which demonstrates students' personal qualities and competence, provides useful information for university admission processes	3 835.5 (68.5%)	590.1 (10.5%)	1 174.9 (21.0%)	5 600.5 (100.0%)
「新高中課程」改變了學生以文、理、商分流的安排，擴闊了學生的視野 The change in the NSS Curriculum created a change that students are no longer streamed into Arts, Science, and Commerce broadens students' horizons	3 614.2 (64.5%)	688.5 (12.3%)	1 297.8 (23.2%)	5 600.5 (100.0%)

**表 3.2 按對四個關鍵項目\*對學生學習的影響的意見劃分的十八歲及以上人士數目**  
**Table 3.2 Persons aged 18 and over by views on the impact on student learning after the implementation of the four key tasks\***

	四個關鍵項目*對學生學習的影響的意見 Views on the impact on student learning after the implementation of the four key tasks*			
	非常同意 / 同意 Strongly agreed / agreed	不同意 / 非常不同意 Disagreed / strongly disagreed	無意見 No opinion	總計 Total
	人數 No. of persons ('000)	人數 No. of persons ('000)	人數 No. of persons ('000)	人數 No. of persons ('000)
四個關鍵項目*對學生學習的影響 Impact on student learning after the implementation of the four key tasks*				
學校推行「國民教育」有助加強學生的知識及對國家的了解 The implementation of National Education in schools helps to enhance students' knowledge and understanding of the motherland	4 494.3 (80.2%)	501.8 (9.0%)	604.4 (10.8%)	5 600.5 (100.0%)
學校推行「國民教育」有助加強學生對身為中國人的自豪感 The implementation of National Education in schools helps to enhance students' sense of pride of being Chinese	4 130.1 (73.7%)	808.2 (14.4%)	662.3 (11.8%)	5 600.5 (100.0%)
學校推行「國民教育」有助加強學生貢獻國家的決心 The implementation of National Education in schools helps to enhance students' sense of commitment for the betterment of the motherland	3 794.7 (67.8%)	1 043.1 (18.6%)	762.7 (13.6%)	5 600.5 (100.0%)
學校推行「從閱讀中學習」有助學生擴闊知識基礎 The implementation of Reading to Learn helps students to widen their knowledge base	4 677.5 (83.5%)	257.0 (4.6%)	666.1 (11.9%)	5 600.5 (100.0%)
學校推行「從閱讀中學習」有助推動學生主動追求知識 The implementation of Reading to Learn helps to motivate students to acquire knowledge on their own	4 386.1 (78.3%)	514.5 (9.2%)	699.9 (12.5%)	5 600.5 (100.0%)

註釋：\* 指「專題研習」、「從閱讀中學習」、「德育及公民教育」及「運用資訊科技進行互動學習」。

Note: \* Referring to Project Learning, Reading to Learn, Moral and Civic Education and Information Technology for Interactive Learning.

表 3.2(續) 按對四個關鍵項目\*對學生學習的影響的意見劃分的十八歲及以上人士數目  
 Table 3.2 (Cont'd) Persons aged 18 and over by views on the impact on student learning after the implementation of the four key tasks\*

	四個關鍵項目*對學生學習的影響的意見 Views on the impact on student learning after the implementation of the four key tasks*			
	非常同意 / 同意 Strongly agreed / agreed	不同意 / 非常不同意 Disagreed / strongly disagreed	無意見 No opinion	總計 Total
	人數 No. of persons ('000)	人數 No. of persons ('000)	人數 No. of persons ('000)	人數 No. of persons ('000)
四個關鍵項目*對學生學習的影響 Impact on student learning after the implementation of the four key tasks*				
學校推行「從閱讀中學習」有助學生培養對學習的興趣 The implementation of Reading to Learn helps students to develop interest in learning	4 419.9 (78.9%)	507.6 (9.1%)	673.1 (12.0%)	5 600.5 (100.0%)
學校推行「專題研習」有助學生發展獨立學習的能力 The implementation of Project Learning, helps students to develop their independent learning capabilities	4 364.8 (77.9%)	409.5 (7.3%)	826.2 (14.8%)	5 600.5 (100.0%)
學校推行「專題研習」有助學生整固和應用各學習領域及跨學習領域的知識 The implementation of Project Learning helps students to integrate and apply their knowledge within and across Key Learning Areas	4 339.1 (77.5%)	387.1 (6.9%)	874.3 (15.6%)	5 600.5 (100.0%)
學校推行「運用資訊科技進行互動學習」有助建立學生正確使用資訊的良好態度 The implementation of Information Technology for Interactive Learning helps to improve students' attitude towards proper use of information	4 272.4 (76.3%)	506.1 (9.0%)	822.1 (14.7%)	5 600.5 (100.0%)

註釋：\* 指「專題研習」、「從閱讀中學習」、「德育及公民教育」及「運用資訊科技進行互動學習」。

Note: \* Referring to Project Learning, Reading to Learn, Moral and Civic Education and Information Technology for Interactive Learning.

**表 3.3** 按是否同意學生能夠使用「資訊科技」進行協作學習和溝通劃分的十八歲及以上人士數目  
**Table 3.3** Persons aged 18 and over by whether agreed that students are able to use Information Technology (IT) for collaborative learning and communication

學生能夠使用「資訊科技」進行協作學習和溝通 Students are able to use IT for collaborative learning and communication	人數 No. of persons ('000)	百分比 %
非常同意 / 同意 Strongly agreed / agreed	4 466.9	79.8
不同意 / 非常不同意 Disagreed / strongly disagreed	315.9	5.6
無意見 No opinion	817.8	14.6
總計 Total	5 600.5	100.0

**表 3.4a 按對微調中學教學語言安排的目標及策略的意見劃分的十八歲及以上人士數目**  
**Table 3.4a Persons aged 18 and over by views on the aims and strategies of fine-tuned Medium of Instruction (MOI) arrangements**

	對微調中學教學語言安排的目標及策略的意見 Views on the aims and strategies of fine-tuned MOI arrangements			
	非常同意 / 同意 Strongly agreed / agreed	不同意 / 非常不同意 Disagreed / strongly disagreed	無意見 No opinion	總計 Total
	人數 No. of persons ('000)	人數 No. of persons ('000)	人數 No. of persons ('000)	人數 No. of persons ('000)
微調中學教學語言安排的目標及策略 Aims and strategies of fine-tuned MOI arrangements				
微調中學教學語言安排有助賦予學校教學語言安排上的彈性，使學校根據學生的不同需要來規劃校本的語文政策 The flexibility under the fine-tuned MOI arrangements facilitate schools to devise school-based language policies to meet the different needs of students	3 483.1 (62.2%)	884.5 (15.8%)	1 232.9 (22.0%)	5 600.5 (100.0%)
微調中學教學語言安排增加學生在學科上接觸英語的機會，有助學生更有信心和積極地學習英語 The fine-tuned MOI arrangements enable students to build up more confidence and motivation in learning English through greater exposure to English in content subjects	3 490.3 (62.3%)	887.2 (15.8%)	1 223.0 (21.8%)	5 600.5 (100.0%)

**表 3.4b 按對微調中學教學語言安排的目標及策略的意見劃分的十八歲及以上學生數目**  
**Table 3.4b Students aged 18 and over by views on the aims and strategies of fine-tuned Medium of Instruction (MOI) arrangements**

	對微調中學教學語言安排的目標及策略的意見 Views on the aims and strategies of fine-tuned MOI arrangements			
	非常同意 / 同意 Strongly agreed / agreed	不同意 / 非常不同意 Disagreed / strongly disagreed	無意見 No opinion	總計 Total
	人數 No. of persons ('000)	人數 No. of persons ('000)	人數 No. of persons ('000)	人數 No. of persons ('000)
微調中學教學語言安排的目標及策略 Aims and strategies of fine-tuned MOI arrangements				
微調中學教學語言安排有助賦予學校教學語言安排上的彈性，使學校根據學生的不同需要來規劃校本的語文政策 The flexibility under the fine-tuned MOI arrangements facilitate schools to devise school-based language policies to meet the different needs of students	212.4 (68.4%)	54.4 (17.5%)	43.9 (14.1%)	310.7 (100.0%)
微調中學教學語言安排增加學生在學科上接觸英語的機會，有助學生更有信心和積極地學習英語 The fine-tuned MOI arrangements enable students to build up more confidence and motivation in learning English through greater exposure to English in content subjects	202.2 (65.1%)	67.3 (21.7%)	41.2 (13.2%)	310.7 (100.0%)



**表 3.5 按認為是學前教育最重要的教學成果劃分的十八歲及以上人士數目**  
**Table 3.5 Persons aged 18 and over by perceived most important outcome of teaching and learning in pre-primary education**

學前教育最重要的教學成果 Most importance outcome of teaching and learning in pre-primary education	人數 No. of persons ('000)	百分比 %
培養良好習慣 Formation of good habits	1 752.8	31.3
培養學習興趣 Development of interest in learning	1 310.3	23.4
培養正確面對社會的態度 Development of positive attitudes towards the community	911.8	16.3
培養吸取知識的能力 Development of cognitive ability	423.8	7.6
培養創造能力 Development of creativity	334.7	6.0
無意見* No opinion*	867.1	15.5
總計 Total	5 600.5	100.0

註釋：\* 包括未能指出那一項為最重要的教學成果的人士。

Note: \* Including persons who could not indicated which outcome was the most important.

表 3.6 按年齡 / 性別及是否同意「家長教師會」能夠加強學校和家長的聯繫，及推動家庭和學校兩方面的合作劃分的十八歲及以上人士數目

Table 3.6 Persons aged 18 and over by age / sex and whether agreed that Parent-teacher Association can strengthen the link between schools and parents and promote home-school co-operation

年齡組別 / 性別 Age group / Sex	「家長教師會」能夠加強學校 和家長的聯繫，及推動家庭和學校兩方面的合作 Parent-teacher Association can strengthen the link between schools and parents and promote home-school co-operation			
	非常同意 / 同意 Strongly agreed / agreed	不同意 / 非常不同意 Disagreed / strongly disagreed	無意見 No opinion	總計 Total
	人數 No. of persons (‘000)	人數 No. of persons (‘000)	人數 No. of persons (‘000)	人數 No. of persons (‘000)
年齡組別 Age group				
18 - 29	919.2 (85.5%)	92.3 (8.6%)	63.0 (5.9%)	1 074.5 (100.0%)
30 - 39	889.1 (88.0%)	51.3 (5.1%)	69.4 (6.9%)	1 009.7 (100.0%)
40 - 49	1 040.2 (86.1%)	73.7 (6.1%)	94.4 (7.8%)	1 208.3 (100.0%)
50 - 59	939.6 (85.8%)	49.7 (4.5%)	106.0 (9.7%)	1 095.2 (100.0%)
≥ 60	861.1 (71.0%)	32.6 (2.7%)	319.0 (26.3%)	1 212.7 (100.0%)
性別 Sex				
男 Male	2 216.7 (82.4%)	167.3 (6.2%)	305.8 (11.4%)	2 689.8 (100.0%)
女 Female	2 432.5 (83.6%)	132.3 (4.5%)	346.0 (11.9%)	2 910.8 (100.0%)
合計 Overall	4 649.2 (83.0%)	299.6 (5.3%)	651.8 (11.6%)	5 600.5 (100.0%)

**表 3.7** 按對學校是否應該給校外機構評核學校的表現以促進學校發展及問責的意見劃分的十八歲及以上人士數目  
**Table 3.7** Persons aged 18 and over by views on whether schools should be reviewed externally for enhancing their development and accountability

學校應該給校外機構評核學校的表現以促進學校發展及問責 Schools should be reviewed externally for enhancing their development and accountability	人數 No. of persons ('000)	百分比 %
非常同意 / 同意 Strongly agreed / agreed	4 267.8	76.2
不同意 / 非常不同意 Disagreed / strongly disagreed	492.7	8.8
無意見 No opinion	840.1	15.0
總計 Total	5 600.5	100.0

**表 3.8** 按是否同意「直接資助」(直資)學校擁有各種特色的意見劃分的十八歲及以上人士數目  
**Table 3.8** Persons aged 18 and over by whether agreed that Direct Subsidy Scheme (DSS) schools possessed different characteristics

直資學校的特色 Characteristics of DSS schools	直資學校擁有各種特色 DSS schools possessed different characteristics			
	非常同意 / 同意 Strongly agreed / agreed	不同意 / 非常不同意 Disagreed / strongly disagreed	無意見 No opinion	總計 Total
	人數 No. of persons ('000)	人數 No. of persons ('000)	人數 No. of persons ('000)	人數 No. of persons ('000)
直資學校是為願意支付額外學費的家長及學生提供更多的服務，例如進行小班教學、提供額外的教師和增潤課程，以配合他們的需要 DSS schools cater for the needs of those who are willing to pay school fee for extras such as small class, additional teachers and students enrichment programmes	3 956.9 (70.7%)	611.2 (10.9%)	1 032.5 (18.4%)	5 600.5 (100.0%)
為了吸引家長及顯示收取的學費是物有所值，直資學校有較大推動力以改善教學質素 In order to attract parents and justify the school fees charged, DSS schools have the incentives to improve the quality of education they provide	3 869.7 (69.1%)	683.9 (12.2%)	1 046.9 (18.7%)	5 600.5 (100.0%)
直資學校有更大的自由度為不同能力和不同性格取向的學生，設計不同的課程 DSS schools have greater freedom in designing their curriculum to cater for the different abilities and aptitudes of their students	3 979.9 (71.1%)	556.2 (9.9%)	1 064.5 (19.0%)	5 600.5 (100.0%)

**表 3.9a** 按對「一條龍」辦學模式的目標及策略的意見劃分的十八歲及以上人士數目  
**Table 3.9a** Persons aged 18 and over by views on the aims and strategies of “through-train” mode of schooling

對「一條龍」辦學模式的目標及策略的意見 Views on the aims and strategies of “through-train” mode of schooling	人數 No. of persons (‘000)	百分比 %
「一條龍」學校加強小學和中學在課程上的連貫性 “Through-train” schools enhance continuity in the curriculum between primary and secondary schools		
非常同意 / 同意 Strongly agreed / agreed	4 402.8	78.6
不同意 / 非常不同意 Disagreed / strongly disagreed	585.7	10.5
無意見 No opinion	612.0	10.9
「一條龍」學校使學校更認識和照顧由小學升上中學的 學生 “Through-train” schools allow the school to have better understanding of and attention for their students as they progress from primary to secondary school		
非常同意 / 同意 Strongly agreed / agreed	4 495.7	80.3
不同意 / 非常不同意 Disagreed / strongly disagreed	508.0	9.1
無意見 No opinion	596.8	10.7
「一條龍」學校減少小學學生升讀中學的適應困難 “Through-train” schools alleviate students' adaptation problems upon their promotion to the secondary school		
非常同意 / 同意 Strongly agreed / agreed	4 429.9	79.1
不同意 / 非常不同意 Disagreed / strongly disagreed	536.6	9.6
無意見 No opinion	634.1	11.3
總計 Total	5 600.5	100.0

**表 3.9b** 按年齡 / 性別及若有子女就讀小學，會否送子女到「一條龍」學校就讀劃分的十八歲及以上人士數目  
**Table 3.9b** Persons aged 18 and over by age / sex and whether they would send their children to study in a “through-train” school if they had children studying in primary schools

年齡組別 / 性別 Age group / Sex	若有子女就讀小學，會送子女到「一條龍」學校就讀 Would send their children to study in a “through-train” school if they had children studying in primary schools			
	會 Yes	不會 No	無意見 No opinion	總計 Total
	人數 No. of persons (‘000)	人數 No. of persons (‘000)	人數 No. of persons (‘000)	人數 No. of persons (‘000)
年齡組別 Age group				
18 - 29	816.6 (76.0%)	130.0 (12.1%)	127.9 (11.9%)	1 074.5 (100.0%)
30 - 39	783.2 (77.6%)	100.4 (9.9%)	126.1 (12.5%)	1 009.7 (100.0%)
40 - 49	946.1 (78.3%)	126.4 (10.5%)	135.9 (11.2%)	1 208.3 (100.0%)
50 - 59	839.5 (76.7%)	103.6 (9.5%)	152.1 (13.9%)	1 095.2 (100.0%)
≥ 60	767.3 (63.3%)	84.7 (7.0%)	360.7 (29.7%)	1 212.7 (100.0%)
性別 Sex				
男 Male	1 979.8 (73.6%)	271.2 (10.1%)	438.7 (16.3%)	2 689.8 (100.0%)
女 Female	2 173.0 (74.7%)	273.9 (9.4%)	463.9 (15.9%)	2 910.8 (100.0%)
合計 Overall	4 152.8 (74.1%)	545.2 (9.7%)	902.6 (16.1%)	5 600.5 (100.0%)

# 4 公眾對提供運動設施的意見

## Public views on the provision of sports facilities

### 引言

4.1 在每個接受訪問的住戶中，統計員首先向所有十二歲及以上人士(不包括留宿外籍家庭傭工)問及他們有興趣觀看的運動項目及在統計前三個月內他們最常觀看的運動項目。然後，他們再被問及在統計前十二個月內曾在香港做的運動項目；做該些運動項目的主要原因、頻次和時間。

4.2 然後，受訪者被問及有關他們在住所附近最常用的運動設施；用該設施的目的及該設施是由政府或私人機構 / 會所提供的。就該些曾使用由政府或私人機構 / 會所提供的運動設施的人士，他們則再被問及對該些運動設施於各範疇的滿意程度。

4.3 受訪者亦被問及在住所附近由政府提供的運動設施種類的足夠程度；而就那些認為在住所附近由政府提供的運動設施不足夠的人士，他們會被問及需要政府增加的運動設施。最後，所有受訪者均被問及對全港由政府提供的運動設施的質素的滿意程度及運動設施的地點是否方便。

4.4 是項專題是首次納入主題性住戶統計調查系列進行。

### 概念及定義

4.5 本章中所涉及的主要名詞採用了以下的定義：

- 「在住所附近的運動設施」指曾使用在住所距離十五至二十分鐘步行路程內的運動設施。

### Introduction

4.1 Within each enumerated household, all persons aged 12 and over (excluding live-in foreign domestic helpers) were first asked about the sports events which they were interested in watching and the sports events which they watched most often during the three months before enumeration. Then, they were asked about the sports events which they had participated in Hong Kong in the 12 months before enumeration; the main reason, frequency and time for participating in the sports events.

4.2 Then, the respondents were asked about the sports facilities which they most often used in the vicinity of their home; the purpose of using the facilities and whether the facilities were provided by the Government or private organisations / clubs. For those who had used sports facilities provided by the Government or private organisations / clubs, they were further asked about their level of satisfaction to various aspects of the sports facilities they used.

4.3 The respondents were also asked about the level of sufficiency in the variety of sports facilities provided by the Government in the vicinity of their home; and the sports facilities that needed to be increased for those who considered that the facilities were insufficient. Finally, all the respondents were further asked about their level of satisfaction on the quality of sports facilities provided by the Government in Hong Kong and whether the location of the sports facilities was convenient.

4.4 This is the first time for the topic to be included in the Thematic Household Survey series.

### Concepts and definitions

4.5 The definition of the key term used in this chapter is given as follows:

- “Sports facilities in the vicinity of home” refer to the sports facilities within 15 - 20 minutes walking distance from home.

## 統計調查的主要結果

## Major findings of the survey

### 有興趣觀看運動項目的人士

### Persons interested in watching sports events

#### 年齡及性別

#### Age and sex

4.6 調查結果顯示約 2 064 100 名十二歲及以上人士有興趣觀看運動項目，佔所有十二歲及以上人士的 33.9%。按年齡分析，六十五歲及以上的人士的相應比率最低，為 18.3%。

(表 4.1a)

4.6 The survey results showed that some 2 064 100 persons aged 12 and over were interested in watching sports events, constituting 33.9% of all persons aged 12 and over. Analysed by age, the corresponding rate was the lowest for persons aged 65 and over, at 18.3%.

(Table 4.1a)

4.7 男性有興趣觀看運動項目的比率較女性為高。在所有十二歲及以上男性中，46.6% 有興趣觀看運動項目；女性的相關數字只為 22.0%。（表 4.1a）

4.7 Males had a higher rate of interest in watching sports events than their female counterpart. Among all males aged 12 and over, 46.6% were interested in watching sports events. The corresponding figure for females was only 22.0%. (Table 4.1a)

#### 最有興趣觀看的運動項目

#### Most interested sport to watch

4.8 在該 2 064 100 名有興趣觀看運動項目的人士中，51.7% 最有興趣觀看足球項目；另 10.4% 最有興趣觀看籃球項目。（表 4.1b）

4.8 Of those 2 064 100 persons who were interested in watching sports events, 51.7% were most interested in watching football events. Another 10.4% were most interested in watching basketball events. (Table 4.1b)

#### 觀看體育項目的首選途徑

#### The most preferred mode for watching sports events

4.9 約 1 892 300 名人士以電視為觀看體育項目的首選途徑，佔該 2 064 100 名有興趣觀看運動項目人士的 91.7%。到現場觀看及透過互聯網觀看的相應百分比分別為 5.0% 及 3.3%。

(表 4.1c)

4.9 Some 1 892 300 persons preferred watching sports events on television, constituting 91.7% of those 2 064 100 persons who were interested in watching sports events. The corresponding percentages for watching on site and via internet were 5.0% and 3.3% respectively.

(Table 4.1c)



## 在統計前十二個月內曾在香港做運動的人士

### 年齡及性別

4.10 根據是項專題訪問的結果，約有 3 483 500 名十二歲及以上的人士在統計前十二個月內曾在香港做運動，佔所有十二歲及以上人士的 57.2%。當中以年齡為十二至十四歲的人士的相應比率最高，為 88.1%。按性別分析，男性與女性的相應比率差不多，分別為 59.6% 及 54.9%。（表 4.2a）

### 最常做的運動

4.11 在該 3 483 500 名十二歲及以上人士當中，約五分之一(20.2%)最常做的運動為緩步跑 / 跑步，其次為健步行 / 散步(14.9%)。（表 4.2b 及圖 4.1）

## 曾使用住所附近運動設施的人士

### 年齡及性別

4.12 約 2 072 300 名十二歲及以上人士曾使用住所附近的運動設施，佔所有十二歲及以上人士的 34.0%。年齡十二至十四歲曾使用住所附近運動設施的人士的比率較高，為 50.3%。按性別分析，男性和女性的相應比率差不多，分別為 35.7% 及 32.5%。（表 4.3a）

### 最常用的運動設施及該設施是由政府或私人機構 / 會所提供

4.13 在該 2 072 300 名有使用住所附近運動設施的人士當中，接近一半(46.9%)最常使用公園 (空地)。按最常用的運動設施是由政府或私人機構 / 會所提供作分析，在該 2 072 300 名人士當中，大部分(80.7%)人士最常用的運動設施是由政府提供的。（表 4.3b）

## Persons who had participated in sports in Hong Kong during the 12 months before enumeration

### Age and sex

4.10 It was estimated that some 3 483 500 persons aged 12 and over had participated in sports in Hong Kong during the 12 months before enumeration, constituting 57.2% of all persons aged 12 and over. The corresponding rate was the highest for persons aged 12-14, at 88.1%. Analysed by sex, the corresponding rates for males and females were similar, at 59.6% and 54.9% respectively. (Table 4.2a)

### The sport mostly participated in

4.11 Among those 3 483 500 persons aged 12 and over, around one-fifth (20.2%) mostly participated in jogging / running, followed by qualiwalk at 14.9%. (Table 4.2b and Chart 4.1)

## Persons who had used sports facilities in the vicinity of home

### Age and sex

4.12 Some 2 072 300 persons aged 12 and over had used sports facilities in the vicinity of home, constituting 34.0% of all persons aged 12 and over. A higher percentage of persons who had used sports facilities in the vicinity of home was noted for those aged 12-14, at 50.3%. Analysed by sex, the corresponding rates for males and females were similar, at 35.7% and 32.5% respectively. (Table 4.3a)

### Type of sports facilities most often used and whether the facility was provided by the Government or private organisations / clubs

4.13 Of those 2 072 300 persons who had used sports facilities in the vicinity of home, nearly half (46.9%) most often used park (open space). Analysed by whether the most often used sports facility was provided by the Government or private organisations / clubs, for the majority (80.7%) of the 2 072 300 persons, their most often used sports facility were provided by the Government. (Table 4.3b)

4.14 在該些最常用住所附近的運動設施是由政府提供的人士中，使用公園(空地)的人士約佔一半(52.8%)，其次為泳池及籃球場，均為8.4%。另一方面，在該些最常用住所附近的運動設施是由私人機構 / 會所提供的人士中，使用健身室(22.7%)、公園(空地)(22.6%)及泳池(19.7%)的分別約佔五分之一。(表 4.3b 及圖 4.2)

4.14 Among those persons with their most often used sports facilities in the vicinity of home being provided by the Government, around half (52.8%) used park (open space), followed by swimming pool and basketball court, both at 8.4% respectively. On the other hand, among those persons with their most often used sports facilities in the vicinity of home being provided by private organisations / clubs, around one-fifth had used fitness room (22.7%), park (open space) (22.6%) and swimming pool (19.7%) respectively. (Table 4.3b and Chart 4.2)

### 會使用在住所附近由政府提供的運動設施的人士對有關運動設施的意見

### Views of persons on the sports facilities which they had used in the vicinity of home and were provided by the Government

4.15 根據是項專題訪問的結果，約 1 710 800 名十二歲及以上人士在統計前十二個月內曾使用住所附近由政府提供的運動設施。統計調查搜集了該些人士對曾使用的運動設施有關地點、收費、清潔程度、預訂安排、員工服務態度及設施水平的意見。(表 4.4)

4.15 It is estimated that some 1 710 800 persons aged 12 and over had used sports facilities provided by the Government in the vicinity of home at the time of enumeration. Their views on the location, price, cleanliness, booking arrangement, staff services and facilities level of the sports facilities they had used were collected. (Table 4.4)

#### 地點

#### Location

4.16 在該 1 710 800 名人士當中，94.9%表示對曾使用的運動設施的地點非常滿意 / 滿意，3.7%表示不滿意 / 非常不滿意，而 1.3%則沒有意見。(表 4.4)

4.16 Of the 1 710 800 persons, 94.9% were very satisfied / satisfied with the location of the sports facilities they had used; 3.7%, dissatisfied / very dissatisfied and 1.3%, no opinion. (Table 4.4)

#### 收費

#### Price

4.17 約 70.4%表示對曾使用的運動設施的收費非常滿意 / 滿意，5.6%表示不滿意 / 非常不滿意，而 24.0%則沒有意見。(表 4.4)

4.17 Some 70.4% were very satisfied / satisfied with the price of the sports facilities they had used; 5.6%, dissatisfied / very dissatisfied and 24.0%, no opinion. (Table 4.4)

#### 清潔程度

#### Cleanliness

4.18 大部分(90.9%)人士均表示對曾使用的運動設施的清潔程度非常滿意 / 滿意，7.4%表示不滿意 / 非常不滿意，而 1.7%則沒有意見。(表 4.4)

4.18 Most (90.9%) of the persons were very satisfied / satisfied with the cleanliness of the sports facilities they used; 7.4%, dissatisfied / very dissatisfied and 1.7%, no opinion. (Table 4.4)

#### 預訂安排

#### Booking arrangement

4.19 約三分之二(65.7%)人士表示對曾使用的運動設施的預訂安排非常滿意 / 滿意，7.7%表示不滿意 / 非常不滿意，而 26.6%則沒有意見。(表 4.4)

4.19 Around two-third (65.7%) of the persons were very satisfied / satisfied with the booking arrangement; 7.7%, dissatisfied / very dissatisfied and 26.6%, no opinion. (Table 4.4)

*員工服務態度**Staff services*

4.20 約 79.0% 表示對曾使用的運動設施的員工服務態度非常滿意 / 滿意，3.5% 表示不滿意 / 非常不滿意，而 17.5% 則沒有意見。(表 4.4)

4.20 Some 79.0% were very satisfied / satisfied with the staff services; 3.5%, dissatisfied / very dissatisfied and 17.5%, no opinion. (Table 4.4)

*設施水平**Facilities level*

4.21 約 85.7% 表示對曾使用的運動設施的設施水平非常滿意 / 滿意，7.9% 表示不滿意 / 非常不滿意，而 6.4% 則沒有意見。(表 4.4)

4.21 Some 85.7% were very satisfied / satisfied with the facilities level of the sports facilities they used; 7.9%, dissatisfied / very dissatisfied and 6.4%, no opinion. (Table 4.4)

**曾使用在住所附近由私人機構或會所提供的運動設施的人士對有關運動設施的意見****Views of persons on the sports facilities which they had used in the vicinity of home and were provided by the private organisations / clubs**

4.22 跟政府提供的運動設施類似，該統計調查亦向約 424 900 名曾使用住所附近由私人機構或會所提供的運動設施的人士搜集他們對這些運動設施在各範疇的意見。(表 4.5)

4.22 Similar to the sports facilities provided by the Government, for some 424 900 persons who had used sports facilities provided by the private organisations / clubs in the vicinity of home, their views on various aspects of the sports facilities they had used were also collected. (Table 4.5)

*地點**Location*

4.23 在該 424 900 名人士當中，97.5% 表示對曾使用的運動設施的地點非常滿意 / 滿意，1.8% 表示不滿意 / 非常不滿意，而 0.7% 則沒有意見。(表 4.5)

4.23 Of the 424 900 persons, 97.5% were very satisfied / satisfied with the location of the sports facilities they had used; 1.8%, dissatisfied / very dissatisfied and 0.7%, no opinion. (Table 4.5)

*收費**Price*

4.24 約 80.1% 表示對曾使用的運動設施的收費非常滿意 / 滿意，5.8% 表示不滿意 / 非常不滿意，而 14.1% 則沒有意見。(表 4.5)

4.24 Some 80.1% were very satisfied / satisfied with the price of the sports facilities they had used; 5.8%, dissatisfied / very dissatisfied and 14.1%, no opinion. (Table 4.5)

*清潔程度**Cleanliness*

4.25 大部分(95.6%)人士表示對曾使用的運動設施的清潔程度非常滿意 / 滿意，4.0% 表示不滿意 / 非常不滿意，而 0.4% 則沒有意見。(表 4.5)

4.25 Most (95.6%) of the persons were very satisfied / satisfied with the cleanliness of the sports facilities they used; 4.0%, dissatisfied / very dissatisfied and 0.4%, no opinion. (Table 4.5)

*預訂安排*

4.26 約五分之四(79.3%)人士表示對曾使用的運動設施的預訂安排非常滿意 / 滿意，4.8%表示不滿意 / 非常不滿意，而 15.9%則沒有意見。(表 4.5)

*員工服務態度*

4.27 約 90.4%表示對曾使用運動設施的員工服務態度非常滿意 / 滿意，3.6%表示不滿意 / 非常不滿意，而 6.0%則沒有意見。(表 4.5)

*設施水平*

4.28 約 89.7%表示對曾使用的運動設施的設施水平非常滿意 / 滿意，6.9%表示不滿意 / 非常不滿意，而 3.4%則沒有意見。(表 4.5)

**對在住所附近由政府提供的運動設施種類的足夠程度的意見***足夠程度*

4.29 在該 6 090 700 名十二歲及以上人士當中，62.3%表示在住所附近由政府提供的運動設施種類非常足夠 / 足夠；25.6%表示不足夠 / 非常不足夠；另外的 12.0%則沒有意見。(表 4.6)

*需要由政府增加的運動設施*

4.30 約 1 560 500 名十二歲及以上人士表示在住所附近由政府提供的運動設施種類不足夠 / 非常不足夠，當中 15.0%認為羽毛球場是最不足夠及需要政府增加；14.0%認為需要增加公園(空地)；及 13.5%認為需要增加泳池。(表 4.7)

*Booking arrangement*

4.26 Around four-fifth (79.3%) of the persons were very satisfied / satisfied with the booking arrangement; 4.8%, dissatisfied / very dissatisfied and 15.9%, no opinion. (Table 4.5)

*Staff services*

4.27 Some 90.4% were very satisfied / satisfied with the staff services; 3.6%, dissatisfied / very dissatisfied and 6.0%, no opinion. (Table 4.5)

*Facilities level*

4.28 Some 89.7% were very satisfied / satisfied with the facilities level of the sports facilities they used; 6.9%, dissatisfied / very dissatisfied and 3.4%, no opinion. (Table 4.5)

**Views on the level of sufficiency in the variety of sports facilities provided by the Government in the vicinity of home***Level of sufficiency*

4.29 Among the 6 090 700 persons aged 12 and over, 62.3% considered the variety of sports facilities provided by the Government in the vicinity of home was very sufficient / sufficient; 25.6% considered it was insufficient / very insufficient and the other 12.0%, no opinion. (Table 4.6)

*Sports facilities needed to be increased by the Government*

4.30 Some 1 560 500 persons aged 12 and over considered the variety of sports facilities provided by the Government in the vicinity of home was insufficient / very insufficient. Among them, 15.0% considered badminton court being the most insufficient and needed to be increased by the Government; another 14.0% considered park (open space) needed to be increased and 13.5%, swimming pool. (Table 4.7)

**全港由政府提供的運動設施於質素及地點方面的滿意程度****Level of satisfaction on the quality and the location of the sports facilities provided by the Government in Hong Kong***質素*

4.31 就所有 6 090 700 名十二歲及以上人士而言，74.9%表示非常滿意 / 滿意全港由政府提供的運動設施的質素，11.2%表示不滿意 / 非常不滿意，而另外的 13.8%則沒有意見。(表 4.8)

*Quality*

4.31 Of all the 6 090 700 persons aged 12 and over, some 74.9% very satisfied / satisfied with the quality of sports facilities provided by the Government in Hong Kong; 11.2%, dissatisfied / very dissatisfied; and another 13.8%, no opinion. (Table 4.8)

*地點*

4.32 至於全港由政府提供的運動設施的地點方面，70.2%表示非常滿意 / 滿意運動設施的地點，19.8%表示不滿意 / 非常不滿意，而另外的 10.0%則沒有意見。(表 4.8)

*Location*

4.32 Regarding the location of sports facilities provided by the Government in Hong Kong, 70.2% were very satisfied / satisfied with the location of the sports facilities provided; 19.8%, dissatisfied / very dissatisfied; and another 10.0%, no opinion. (Table 4.8)

圖 4.1 按在統計前十二個月內最常做的運動劃分的十二歲及以上在該期間曾在香港做運動的人士的百分比分布

Chart 4.1 Percentage distribution of persons aged 12 and over who had participated in sports in Hong Kong during the 12 months before enumeration by the sport mostly participated in during the period

在統計前十二個月內  
最常做的運動  
The sport mostly participated  
in during the 12 months  
before enumeration

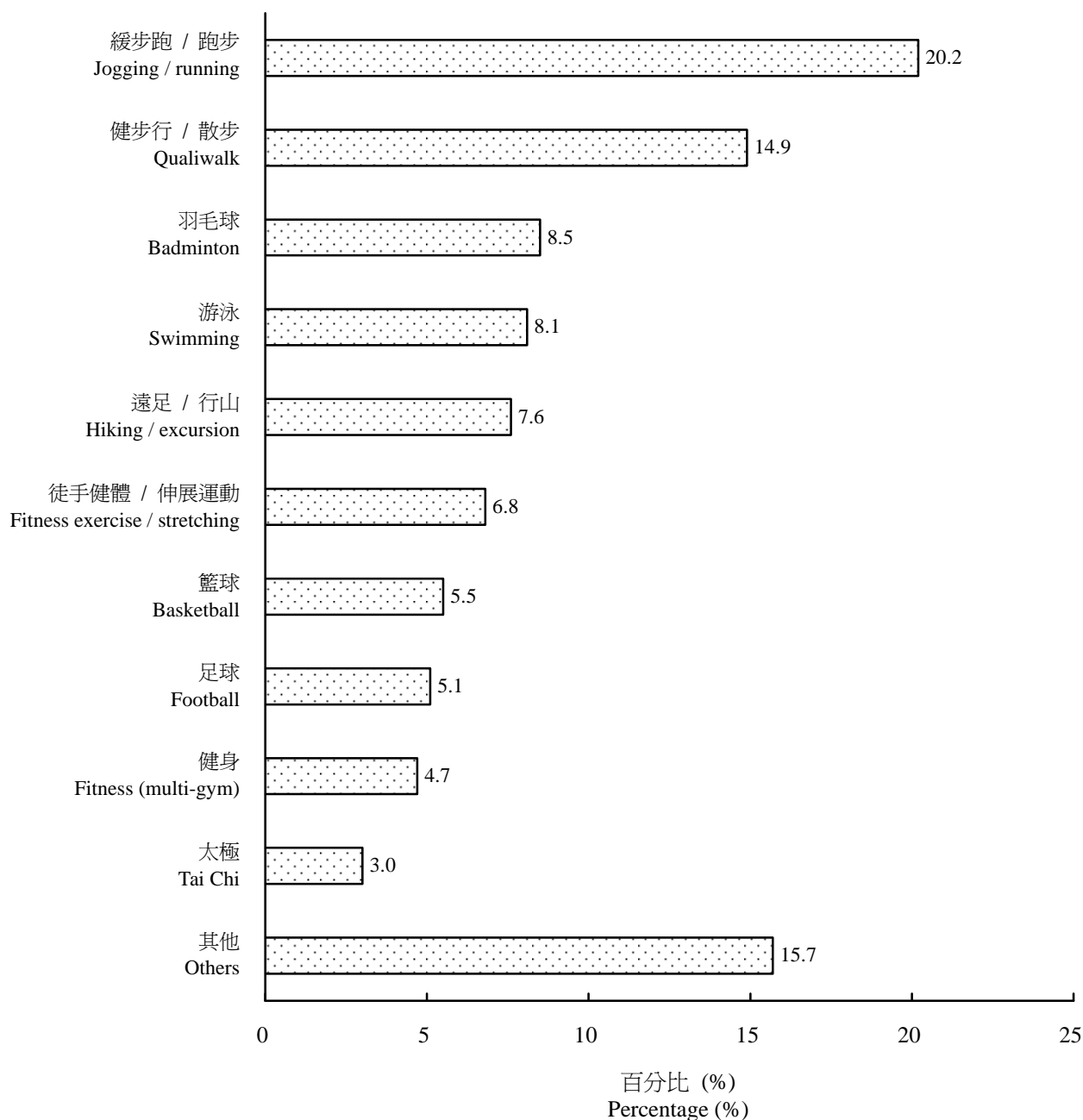
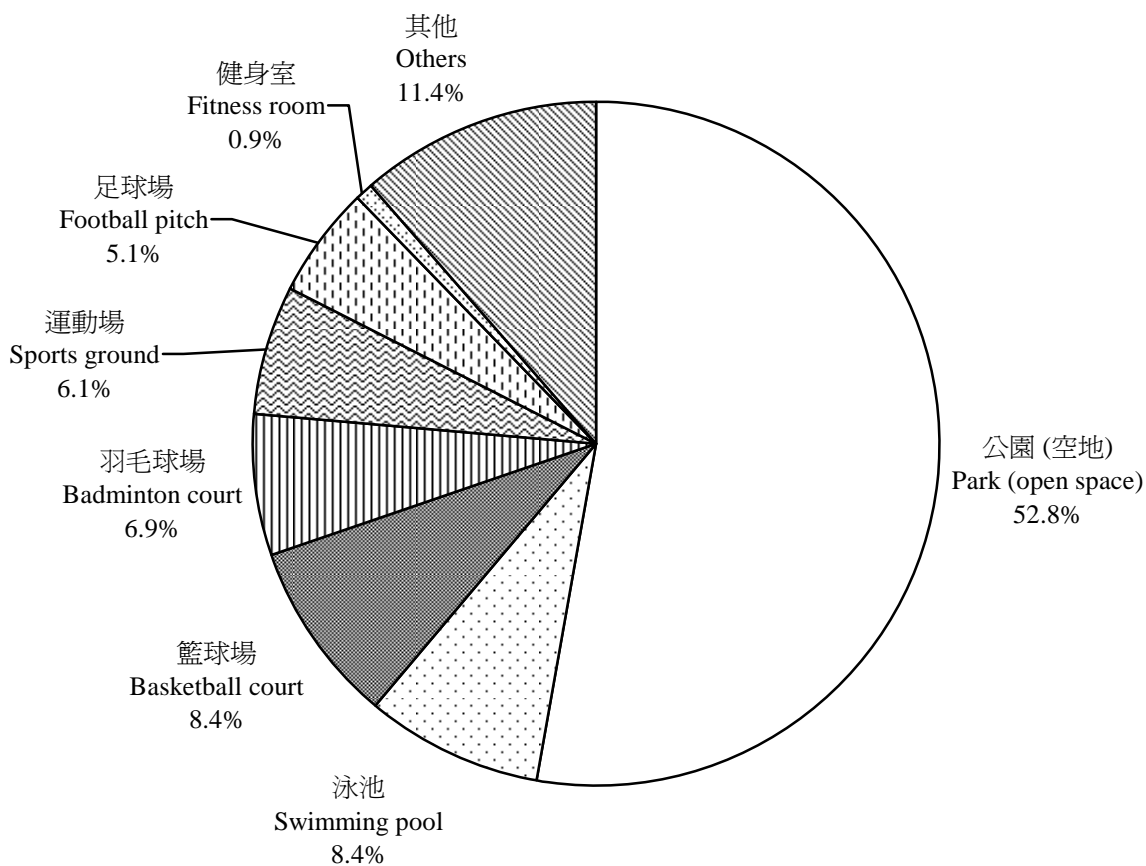


圖 4.2 按在住所附近最常用並由政府提供的運動設施劃分的十二歲及以上曾使用在住所附近的運動設施的人士的百分比分布

Chart 4.2 Percentage distribution of persons aged 12 and over who had used sports facilities in the vicinity of home by type of sports facilities most often used and were provided by the Government



**表 4.1a 按年齡及性別劃分的有興趣觀看運動項目的十二歲及以上人士數目**  
**Table 4.1a Persons aged 12 and over who were interested in watching sports events by age and sex**

年齡組別 Age group	男 Male			女 Female			合計 Overall		
	人數 No. of persons (‘000)	百分比 %	比率* Rate*	人數 No. of persons (‘000)	百分比 %	比率* Rate*	人數 No. of persons (‘000)	百分比 %	比率* Rate*
12 - 14	56.3	4.1	46.4	31.0	4.5	27.6	87.3	4.2	37.4
15 - 24	223.9	16.3	51.4	115.3	16.7	27.3	339.2	16.4	39.5
25 - 34	239.8	17.5	53.2	106.8	15.4	21.3	346.6	16.8	36.4
35 - 44	251.7	18.3	51.3	148.2	21.4	25.0	399.9	19.4	36.9
45 - 54	296.5	21.6	47.9	159.9	23.1	24.7	456.4	22.1	36.1
55 - 64	190.5	13.9	45.1	88.3	12.8	21.0	278.9	13.5	33.1
≥ 65	113.5	8.3	28.1	42.4	6.1	9.4	155.9	7.6	18.3
合計# Overall#	1 372.2	100.0 (66.5)	46.6	691.9	100.0 (33.5)	22.0	2 064.1	100.0 (100.0)	33.9

註釋：\* 在個別年齡及性別分組中佔所有人士的百分比。以所有十二至十四歲的男性為例，46.4%有興趣觀看運動項目。

# 括號內的數字顯示所有有興趣觀看運動項目的人士中所佔的百分比。

Notes: \* As a percentage of all persons in the respective age and sex sub-groups. For example, among all males aged 12 - 14, 46.4% were interested in watching sports events.

# Figures in brackets represent the percentages in respect of all persons who were interested in watching sports events.



**表 4.1b** 按最有興趣觀看的運動項目劃分的有興趣觀看運動項目的十二歲及以上人士數目  
**Table 4.1b** Persons aged 12 and over who were interested in watching sports events by most interested sport to watch

最有興趣觀看的運動項目 Most interested sport to watch	人數 No. of persons ('000)	百分比 %
足球 Football	1 067.6	51.7
籃球 Basketball	214.3	10.4
排球 Volleyball	129.0	6.2
游泳 Swimming	123.1	6.0
羽毛球 Badminton	90.1	4.4
跳水 Diving	87.5	4.2
網球 Tennis	63.3	3.1
體操 Gymnastics	46.0	2.2
乒乓球 Table Tennis	44.3	2.1
其他 Others	198.9	9.6
總計 Total	2 064.1	100.0

**表 4.1c** 按觀看體育項目的首選途徑劃分的有興趣觀看運動項目的十二歲及以上人士數目  
**Table 4.1c** Persons aged 12 and over who were interested in watching sports events by the most preferred mode for watching sports events

觀看體育項目的首選途徑 The most preferred mode for watching sports events	人數 No. of persons ('000)	百分比 %
電視 Television	1 892.3	91.7
到現場觀看 Watch on site	103.3	5.0
互聯網 Internet	68.5	3.3
合計 Overall	2 064.1	100.0

**表 4.2a** 按年齡及性別劃分的在統計前十二個月內曾在香港做運動的十二歲及以上人士數目  
**Table 4.2a** Persons aged 12 and over who had participated in sports in Hong Kong during the 12 months before enumeration by age and sex

年齡組別 Age group	男 Male			女 Female			合計 Overall		
	人數 No. of persons (‘000)	百分比 %	比率* Rate*	人數 No. of persons (‘000)	百分比 %	比率* Rate*	人數 No. of persons (‘000)	百分比 %	比率* Rate*
12 - 14	109.1	6.2	89.9	96.4	5.6	86.1	205.5	5.9	88.1
15 - 24	319.2	18.2	73.2	255.7	14.8	60.5	574.9	16.5	67.0
25 - 34	257.6	14.7	57.1	243.6	14.1	48.5	501.2	14.4	52.6
35 - 44	281.3	16.0	57.3	301.9	17.5	50.8	583.2	16.7	53.8
45 - 54	312.8	17.8	50.6	316.8	18.3	49.0	629.6	18.1	49.7
55 - 64	224.5	12.8	53.1	240.2	13.9	57.2	464.7	13.3	55.2
≥ 65	250.1	14.3	62.0	274.3	15.9	60.9	524.4	15.1	61.4
合計# Overall#	1 754.6	100.0	59.6	1 728.9	100.0	54.9	3 483.5	100.0	57.2
		(50.4)			(49.6)			(100.0)	

註釋：\* 在個別年齡及性別分組中佔所有人士的百分比。以所有十二至十四歲的男性為例，89.9%在統計前十二個月內曾在香港做運動。

# 括號內的數字顯示在所有在統計前十二個月內曾在香港做運動的人士中所佔的百分比。

Notes : \* As a percentage of all persons in the respective age and sex sub-groups. For example, among all males aged 12 - 14, 89.9% had participated in sport in Hong Kong during the 12 months before enumeration.

# Figures in brackets represent the percentages in respect of all persons who had participated in sport in Hong Kong during the 12 months before enumeration.

**表 4.2b** 按在統計前十二個月內最常做的運動劃分的十二歲及以上在該期間曾在香港做運動的人士數目  
**Table 4.2b** Persons aged 12 and over who had participated in sports in Hong Kong during the 12 months before enumeration by the sport mostly participated in during the period

在統計前十二個月內最常做的運動 The sport mostly participated in during the 12 months before enumeration	人數 No. of persons ('000)	百分比 %
緩步跑 / 跑步 Jogging / running	703.1	20.2
健步行 / 散步 Qualiwalk	520.0	14.9
羽毛球 Badminton	295.6	8.5
游泳 Swimming	282.9	8.1
遠足 / 行山 Hiking / excursion	263.4	7.6
徒手健體 / 伸展運動 Fitness exercise / stretching	237.3	6.8
籃球 Basketball	191.6	5.5
足球 Football	177.6	5.1
健身 Fitness (multi-gym)	162.7	4.7
太極 Tai Chi	103.3	3.0
其他 Others	546.0	15.7
總計 Total	3 483.5	100.0

**表 4.3a** 按年齡及性別劃分的曾使用住所附近運動設施的十二歲及以上的人士數目  
**Table 4.3a** Persons aged 12 and over who had used sports facilities in the vicinity of home by age and sex

年齡組別 Age group	男 Male			女 Female			合計 Overall		
	人數 No. of persons (‘000)	百分比 %	比率* Rate*	人數 No. of persons (‘000)	百分比 %	比率* Rate*	人數 No. of persons (‘000)	百分比 %	比率* Rate*
12 - 14	66.7	6.3	55.0	50.7	5.0	45.3	117.4	5.7	50.3
15 - 24	193.6	18.4	44.4	127.3	12.5	30.1	321.0	15.5	37.4
25 - 34	145.9	13.9	32.4	141.1	13.8	28.1	287.1	13.9	30.1
35 - 44	166.4	15.8	33.9	189.0	18.5	31.8	355.4	17.2	32.8
45 - 54	182.6	17.4	29.5	189.2	18.5	29.2	371.9	17.9	29.4
55 - 64	130.8	12.5	31.0	151.0	14.8	36.0	281.8	13.6	33.5
≥ 65	164.0	15.6	40.7	173.8	17.0	38.6	337.8	16.3	39.6
合計# Overall#	1 050.1	100.0	35.7	1 022.2	100.0	32.5	2 072.3	100.0	34.0
		(50.7)			(49.3)			(100.0)	

註釋：\* 在個別年齡及性別分組中佔所有人士的百分比。以所有十二至十四歲的男性為例，55.0%曾使用住所附近運動設施。

Notes : \* As a percentage of all persons in the respective age and sex sub-groups. For example, among all males aged 12 - 14, 55.0% had used sports facilities in the vicinity of home.

# 括號內的數字顯示所有曾使用住所附近運動設施的人士中所佔的百分比。

# Figures in brackets represent the percentages in respect of all persons who had used sports facilities in the vicinity of home.

**表 4.3b** 按在住所附近最常用的運動設施及該設施是由政府或私人機構 / 會所提供劃分的十二歲及以上曾使用在住所附近的運動設施的人士數目  
**Table 4.3b** Persons aged 12 and over who had used sports facilities in the vicinity of home by type of sports facility most often used and whether the facility was provided by the Government or private organisations / clubs

在住所附近最常用的運動設施 Sports facility most often used in the vicinity of home	政府提供 Provided by the Government	私人機構 / 會所提供 <sup>@</sup> Provided by private organisations / clubs <sup>@</sup>	總計 Total
	人數 No. of persons (‘000)	人數 No. of persons (‘000)	人數 No. of persons (‘000)
公園 (空地) Park (open space)	882.2 (52.8)	90.4 (22.6)	972.7 (46.9)
泳池 Swimming pool	140.1 (8.4)	79.1 (19.7)	219.3 (10.6)
籃球場 Basketball court	140.5 (8.4)	21.5 (5.4)	162.0 (7.8)
羽毛球場 Badminton court	115.4 (6.9)	38.7 (9.7)	154.1 (7.4)
運動場 Sports ground	101.6 (6.1)	6.7 (1.7)	108.3 (5.2)
健身室 Fitness room	15.2 (0.9)	90.9 (22.7)	106.1 (5.1)
足球場 Football pitch	85.1 (5.1)	4.4 (1.1)	89.5 (4.3)
其他 Others	191.3 (11.4)	69.1 (17.2)	260.4 (12.6)
總計 Total	1 671.4 (100.0)	400.9 (100.0)	2 072.3 (100.0)

註釋：<sup>@</sup> 包括那些不清楚所用的運動設備是由政府或私人機構 / 會所提供的人士(共約 10 400 人)。

Note : <sup>@</sup> Including those persons who did not know whether the sports facilities used were provided by the Government or private organisations / clubs (total at some 10 400 persons).

**表 4.4** 按對在住所附近由政府提供的運動設施於各範疇的滿意程度劃分的十二歲及以上曾使用該些運動設施的人士數目  
**Table 4.4** Persons aged 12 and over who had used sports facilities provided by the Government in the vicinity of home by level of satisfaction on various aspects of the sports facilities used

	地點 Location	收費 Price	清潔程度 Cleanliness	預訂安排 Booking arrangement	員工 服務態度 Staff services	設施水平 Facilities level
滿意程度 Level of satisfaction	人數 No. of persons (‘000)	人數 No. of persons (‘000)	人數 No. of persons (‘000)	人數 No. of persons (‘000)	人數 No. of persons (‘000)	人數 No. of persons (‘000)
非常滿意 / 滿意 Very satisfied / Satisfied	1 624.2 (94.9)	1 204.0 (70.4)	1 554.5 (90.9)	1 123.3 (65.7)	1 352.3 (79.0)	1 465.3 (85.7)
不滿意 / 非常不滿意 Dissatisfied / Very dissatisfied	63.9 (3.7)	96.6 (5.6)	126.5 (7.4)	132.0 (7.7)	59.4 (3.5)	135.2 (7.9)
沒有意見 No opinion	22.7 (1.3)	410.2 (24.0)	29.8 (1.7)	455.4 (26.6)	299.1 (17.5)	110.3 (6.4)
總計 Total	1 710.8 (100.0)	1 710.8 (100.0)	1 710.8 (100.0)	1 710.8 (100.0)	1 710.8 (100.0)	1 710.8 (100.0)

註釋：括號內的數字顯示在所有在曾使用住所附近由政府提供的運動設施的十二歲及以上人士中所佔的百分比。

Note: Figures in brackets represent the percentage in respect of all persons aged 12 and over who had used sports facilities provided by the Government in the vicinity of home.

**表 4.5** 按對在住所附近由私人機構或會所提供的運動設施於各範疇的滿意程度劃分的十二歲及以上曾使用該些運動設施的人士數目  
**Table 4.5** Persons aged 12 and over who had used sports facilities provided by the private organisations / clubs in the vicinity of home by level of satisfaction on various aspects of the sports facilities used

	地點 Location	收費 Price	清潔程度 Cleanliness	預訂安排 Booking arrangement	員工服務態度 Staff services	設施水平 Facilities level
滿意程度 Level of satisfaction	人數 No. of persons (‘000)	人數 No. of persons (‘000)	人數 No. of persons (‘000)	人數 No. of persons (‘000)	人數 No. of persons (‘000)	人數 No. of persons (‘000)
非常滿意 / 滿意 Very satisfied / Satisfied	414.1 (97.5)	340.2 (80.1)	406.3 (95.6)	337.0 (79.3)	383.9 (90.4)	381.1 (89.7)
不滿意 / 非常不滿意 Dissatisfied / Very dissatisfied	7.8 (1.8)	24.6 (5.8)	16.9 (4.0)	20.3 (4.8)	15.4 (3.6)	29.2 (6.9)
沒有意見 No opinion	3.0 (0.7)	60.0 (14.1)	1.7 (0.4)	67.6 (15.9)	25.5 (6.0)	14.6 (3.4)
總計 Total	424.9 (100.0)	424.9 (100.0)	424.9 (100.0)	424.9 (100.0)	424.9 (100.0)	424.9 (100.0)

註釋：括號內的數字顯示在所有曾使用在住所附近由私人機構或會所提供的運動設施的十二歲及以上人士中所佔的百分比。

Note: Figures in brackets represent the percentage in respect of all persons aged 12 and over who had used sports facilities provided by the private organisations / clubs in the vicinity of home.



**表 4.6** 按在住所附近由政府提供的運動設施種類的足夠程度劃分的十二歲及以上人士數目  
**Table 4.6** Persons aged 12 and over by views on the level of sufficiency in the variety of sports facilities provided by the Government in the vicinity of home

足夠程度 Level of sufficiency	人數 No. of persons ('000)	百分比 %
非常足夠 / 足夠 Very sufficient / Sufficient	3 797.4	62.3
不足夠 / 非常不足夠 Insufficient / Very insufficient	1 560.5	25.6
沒有意見 No opinion	732.8	12.0
總計 Total	6 090.7	100.0

**表 4.7** 按認為最不足夠而需要政府增加的運動設施劃分的十二歲及以上認為在住所附近由政府提供的運動設施不足夠 / 非常不足夠的人士數目  
**Table 4.7** Persons aged 12 and over who considered that the sports facilities provided by the Government in the vicinity of home were insufficient / very insufficient by sports facilities considered to be the most insufficient and needed to be increased by the Government

需要由政府增加的運動設施 Sports facilities needed to be increased by the Government	人數 No. of persons ('000)	百分比 %
羽毛球場 Badminton court	233.9	15.0
公園 (空地) Park (open space)	217.8	14.0
泳池 Swimming pool	211.2	13.5
足球場 Football pitch	134.7	8.6
運動場 Sports ground	117.4	7.5
籃球場 Basketball court	117.0	7.5
長者健康園地 Elderly fitness corner	100.3	6.4
緩跑徑 / 健身徑 Jogging track / fitness trail	73.6	4.7
健身室 Fitness room	56.3	3.6
單車徑 / 場 Cycling track / ground	48.3	3.1
其他 Others	250.1	16.0
總計 Total	1 560.5	100.0

**表 4.8** 按對全港由政府提供的運動設施於質素及地點方面的滿意程度劃分的十二歲及以上的人士數目  
**Table 4.8** Person aged 12 and over by level of satisfaction on the quality and the location of the sports facilities provided by the Government in Hong Kong

滿意程度 Level of satisfaction	質素 Quality		地點 Location	
	人數 No. of persons (‘000)	百分比 %	人數 No. of persons (‘000)	百分比 %
非常滿意 / 滿意 Very satisfied / satisfied	4 563.8	74.9	4 278.4	70.2
不滿意 / 非常不滿意 Dissatisfied / very dissatisfied	683.9	11.2	1 203.7	19.8
沒有意見 No opinion	843.0	13.8	608.6	10.0
總計 Total	6 090.7	100.0	6 090.7	100.0

## 統計調查的涵蓋範圍及樣本設計

1. 主題性住戶統計調查涵蓋全港陸上非住院人口。以下類別人士並不包括在內：

- (a) 公共機構 / 社團院舍的住院人士；及
- (b) 水上居民。

此外，這項統計調查不包括外籍家庭傭工。因此，這項統計調查的涵蓋範圍約佔居港人口(包括常住居民<sup>1</sup>及流動居民<sup>2</sup>)的95%。

2. 這項統計調查是以屋宇單位的樣本作依據。該樣本是從全港所有供居住用途及只部分作居住用途的永久性屋宇單位和小區內的屋宇單位中，以一個根據科學方法設計的抽樣系統選出。抽樣單位包括在已建設地區內的永久性屋宇單位及在非建設地區內的小區。

<sup>1</sup> 「常住居民」包括兩類人士：(一)在統計時點之前的六個月內，在港逗留最少三個月，又或在統計時點之後的六個月內，在港逗留最少三個月的香港永久性居民，不論在統計時點他們是否身在香港；及(二)在統計時點身在香港的香港非永久性居民。

<sup>2</sup> 至於「流動居民」，是指在統計時點之前的六個月內，在港逗留最少一個月但少於三個月，又或在統計時點之後的六個月內，在港逗留最少一個月但少於三個月的香港永久性居民，不論在統計時點他們是否身在香港。

## Survey coverage and sample design

1. The Thematic Household Survey (THS) covers the land-based non-institutional population of Hong Kong. The following categories of people are excluded :

- (a) inmates of institutions; and
- (b) persons living on board vessels.

In addition, this survey did not include foreign domestic helpers. The survey thus covered around 95% of the Hong Kong Resident Population (i.e. including both Usual Residents<sup>1</sup> and Mobile Residents<sup>2</sup>).

2. The THS is based on a sample of quarters selected from all permanent quarters and quarters in segments which are for residential and partially residential purposes in Hong Kong in accordance with a scientifically designed sampling scheme. The sampling units are permanent quarters in built-up areas and segments in non-built-up areas.

<sup>1</sup> “Usual Residents” include two categories of people: (1) Hong Kong Permanent Residents who have stayed in Hong Kong for at least three months during the six months before or for at least three months during the six months after the reference time-point, regardless of whether they are in Hong Kong or not at the reference time-point; and (2) Hong Kong Non-permanent Residents who are in Hong Kong at the reference time-point.

<sup>2</sup> As for “Mobile Residents”, they are Hong Kong Permanent Residents who have stayed in Hong Kong for at least one month but less than three months during the six months before or for at least one month but less than three months during the six months after the reference time-point, regardless of whether they are in Hong Kong or not at the reference time-point.

3. 主題性住戶統計調查採用政府統計處設立的屋宇單位框作為抽樣框，當中包括兩部分：(i) 屋宇單位檔案庫和(ii) 小區檔案庫。屋宇單位檔案庫載有在已建設地區內所有永久性屋宇單位地址的紀錄，包括市區、新市鎮和其他主要發展區。每個屋宇單位均以一個獨有的地址作識別，並詳列街道名稱、大廈名稱、層數和單位號碼。

4. 小區檔案庫載有在未建設地區內的小區的紀錄，有關紀錄以一些自然或容易辨識的分界(例如小溪、行人路、小巷及溝渠)來劃分。每個小區約有 8 至 15 個屋宇單位。由於在未建設地區內的屋宇單位未必有明確的地址，以致未能個別識認，故此以小區作為在未建設地區內的抽樣單位的安排是有必要的。

### 統計調查問卷

5. 每一輪的主題性住戶統計調查均採用獨立的問卷。就本報告書所包括的兩個專題而言，有關的問卷當中分別搜集有關公眾對教育改革及提供運動設施的供應的意見。

3. The survey made use of the frame of quarters maintained by the Census and Statistics Department as the sampling frame. The frame consists of two parts: (i) Register of Quarters (RQ) and (ii) Register of Segments (RS). The RQ contains records of all addresses of permanent quarters in built-up areas, including urban areas, new towns and other major developed areas. Each unit of quarters is identified by unique address with details such as street name, building name, floor number and flat number.


4. The RS contains records of area segments in non-built-up areas which are delineated by some physical or easily identifiable boundaries such as streams, footpaths, lanes, and ditches. Each area segment contains some 8 to 15 quarters. The use of area segments as the sampling unit in non-built-up areas is necessary since the quarters in these areas may not have clear addresses and cannot readily be identified individually.

### Survey questionnaire

5. Independent questionnaire was adopted for each round of the Thematic Household Survey. Regarding the two topics covered in this report, the questionnaire was designed to collect, among others, public views on education reform and the provision of sports facilities respectively.

## 訪問結果

6. 在有人居住的 10 532 個屋宇單位中，共有 10 685 個住戶。於該 10 685 個住戶中，統計調查成功訪問了 8 028 個住戶，回應率為 75%。統計調查的訪問結果概列如下：



## Enumeration experience

6. A total of 10 685 households were found in the sample of 10 532 occupied quarters. Among those 10 685 households, 8 028 households had been successfully enumerated, constituting an overall response rate of 75%. The enumeration experience of the survey is summarised below :

## 估計的可靠性

7. 主題性住戶統計調查的結果受抽樣誤差和非抽樣誤差的影響。本報告書所載的估計是根據一個特定樣本所得的資料編製。以同樣的抽樣方式，可抽選出許多大小相同的可能樣本，而是項統計調查的樣本為眾多樣本的其中之一。由於每次抽選的樣本都會略有不同，因此不同樣本得出的估計亦互有差異。「抽樣誤差」正是計算這些差異的統計量數，可用以量度從一個特定樣本所得的估計，在估算總體數據方面的精確程度。

## Reliability of the estimates

7. Results of the THS are subject to sampling error and non-sampling error. The estimates contained in this report were based on information obtained from a particular sample, which was one of a large number of possible samples that could be selected using the same sample design. By chance, estimates derived from different samples would differ from each other. The 'sampling error' is a measure of these variations and is thus a measure of the precision with which an estimate derived from a particular sample would approximate the population parameter to be measured.

8. 在比較本報告書所載列各種變數的估計的精確程度時，可採用離中系數。離中系數的計算方法，是將標準誤差除以有關估計，再以百分比表示。標準誤差是根據統計原理所訂的公式計算。一般來說，標準誤差與總體內各元素的變異、樣本規模和樣本設計相關。

8. For comparing the precision of the estimates of various variables in this report, the *coefficient of variation* (CV) can be used. CV is obtained by expressing the *standard error* (SE) as a percentage of the estimate to which it refers. In turn, the SE is computed according to a formula which is established on the basis of statistical theory. Generally speaking, the SE is related to the variability of the elements in the population, the size of the sample and the sample design adopted for the survey.

9. 本報告書所載列的選定變數的估計的離中系數如下：

9. The CV of the estimates of the selected variables presented in this report are given below :

變數* <u>Variable*</u>	估計 <u>Estimate</u>	離中系數 <u>CV</u> (%)
非常同意 / 同意學校推行「國民教育」有助加強學生的知識及對國家的了解的十八歲及以上人士佔所有十八歲及以上人士的百分比 Percentage of persons aged 18 and over who strongly agreed / agreed that the implementation of National Education in schools helped to enhance students' knowledge and understanding of the motherland among all persons aged 18 and over	80.2%	0.5
非常同意 / 同意學校推行「從閱讀中學習」有助學生擴闊知識基礎的十八歲及以上人士佔所有十八歲及以上人士的百分比 Percentage of persons aged 18 and over who strongly agreed / agreed that the implementation of Reading to Learn helped students to widen their knowledge base among all persons aged 18 and over	83.5%	0.5
非常同意 / 同意「一條龍」學校加強小學和中學在課程上的連貫性的十八歲及以上人士佔全香港所有十八歲及以上人士的百分比 Percentage of persons aged 18 and over who strongly agreed / agreed that "through-train" schools enhance continuity in the curriculum between primary and secondary schools among all persons aged 18 and over in Hong Kong	78.6%	0.6

<u>變數*</u> <u>Variable*</u>	<u>估計</u> <u>Estimate</u>	離中系數 <u>CV</u> (%)
在統計前十二個月內曾在香港做運動的十二歲及以上人士佔所有十二歲及以上人士的百分比 Percentage of persons aged 12 and over who had participated in sports in Hong Kong during the 12 months before enumeration among all persons aged 12 and over	57.2%	0.8
曾使用住所附近運動設施的十二歲及以上人士佔所有十二歲及以上人士的百分比 Percentage of persons aged 12 and over who had used sports facilities in the vicinity of home among all persons aged 12 and over	34.0%	1.9

註釋：\* 所有數字不包括外籍家庭傭工。

Note : \* All figures excluding foreign domestic helpers.



## 附錄二：曾出版的主題性住戶統計調查報告書

### Appendix 2 : Previously published Thematic Household Survey Reports

---

#### 主題性住戶統計調查第一號報告書

中英文對照版

印刷版：港幣六十元，下載版：免費

(統計期間：4/2000-6/2000)

- 有關就業機會的關注事項
  - 現職情況
- 有關就業機會的關注事項
  - 對事業的冀望
- 對自己創業的冀望
- 曾參加的培訓/再培訓課程
- 計劃參加的培訓/再培訓課程
- 對政府在經濟轉型時期所擔當角色的期望

#### Thematic Household Survey Report No. 1

Bilingual version

Print version: HK\$60, Download version: Free

(Survey period: 4/2000-6/2000)

- Concerns on employment opportunities
  - current situation
- Concerns on employment opportunities
  - career aspirations
- Aspirations for setting up own business
- Training / retraining courses attended
- Plan for attending training / retraining courses
- Expectations for the role of the Government under the economic transformation

#### 主題性住戶統計調查第二號報告書

中英文對照版

印刷版：港幣六十六元，下載版：免費

(統計期間：1/2000-3/2000)

- 個人電腦及互聯網的普及程度
- 個人電腦的使用情況
- 互聯網服務的使用情況
- 對中文輸入法的認識及使用情況
- 電子商業服務的使用情況
- 對「公共服務電子化計劃」的認識
- 對資訊科技發展的意見

#### Thematic Household Survey Report No. 2

Bilingual version

Print version: HK\$66, Download version: Free

(Survey period: 1/2000-3/2000)

- Penetration of personal computer and Internet
- Usage of personal computer
- Usage of Internet service
- Knowledge and usage of Chinese input methods
- Usage of electronic business services
- Awareness of Electronic Service Delivery scheme
- Views on the development of information technology

#### 主題性住戶統計調查第三號報告書

中英文對照版

印刷版：港幣四十四元，下載版：免費

(統計期間：9/1999-11/1999)

- 香港居民的健康狀況
- 就醫情況
- 入住醫院情況
- 牙醫診治情況
- 使用中藥產品和食品情況

#### Thematic Household Survey Report No. 3

Bilingual version

Print version: HK\$44, Download version: Free

(Survey period: 9/1999-11/1999)

- Health status of Hong Kong residents
- Doctor consultation
- Hospitalization
- Dental consultation
- The usage of Chinese medical products and food

**主題性住戶統計調查第四號報告書**

中英文對照版

印刷版：港幣六十六元，下載版：免費

(統計期間：10/1999-1/2000)

- 公眾對樓宇安全檢驗計劃的認識
- 公眾對緊急事故及天災的應變情況
- 公眾對申訴專員公署的認識
- 香港的少數族裔人士的特徵

**主題性住戶統計調查第五號報告書**

中英文對照版

印刷版：港幣五十二元，下載版：免費

(統計期間：10/2000-11/2000)

- 吸煙情況
- 對《基本法》的認識
- 對聘請家庭傭工的意見
- 購買新鮮食品的情況

**主題性住戶統計調查第六號報告書**

中英文對照版

印刷版：港幣五十四元，下載版：免費

(統計期間：4/2001-6/2001)

- 個人電腦及互聯網的普及程度
- 對使用個人電腦及中文輸入法的認識
- 個人電腦的使用情況
- 互聯網服務的使用情況
- 電子商業服務的使用情況
- 對「公共服務電子化計劃」的認識

**主題性住戶統計調查第七號報告書**

中英文對照版

印刷版：港幣五十二元，下載版：免費

(統計期間：4/2001-6/2001)

- 在中國內地居住的意向及情況
- 執行支付贍養費命令的情況

**Thematic Household Survey Report No. 4**

Bilingual version

Print version: HK\$66, Download version: Free

(Survey period: 10/1999-1/2000)

- Public awareness of the Building Safety Inspection Scheme
- The public's responses to emergency incidents and natural disasters
- Public awareness of the Office of The Ombudsman
- The characteristics of the ethnic minorities in Hong Kong

**Thematic Household Survey Report No. 5**

Bilingual version

Print version: HK\$52, Download version: Free

(Survey period: 10/2000-11/2000)

- Pattern of cigarette smoking
- Understanding of the Basic Law
- Views on employment of domestic helpers
- Pattern of purchasing fresh food produce

**Thematic Household Survey Report No. 6**

Bilingual version

Print version: HK\$54, Download version: Free

(Survey period: 4/2001-6/2001)

- Penetration of personal computer and Internet
- Knowledge of using personal computer and Chinese input methods
- Usage of personal computer
- Usage of Internet service
- Usage of electronic business services
- Awareness of Electronic Service Delivery scheme

**Thematic Household Survey Report No. 7**

Bilingual version

Print version: HK\$52, Download version: Free

(Survey period: 4/2001-6/2001)

- Aspiration and experience of taking up residence in the mainland of China
- Enforcement of order for payment of alimony

附錄二：曾出版的主題性住戶統計調查報告書

**主題性住戶統計調查第八號報告書**

中英文對照版

印刷版：港幣四十六元，下載版：免費

(統計期間：1/2001-5/2001)

- 香港居民的健康狀況
- 就醫情況
- 入住醫院情況
- 接受牙醫診治情況
- 僱主或機構提供醫療福利予僱員及個人購買醫療保險的情況

**Thematic Household Survey Report No. 8**

Bilingual version

Print version: HK\$46, Download version: Free

(Survey period: 1/2001-5/2001)

- Health status of Hong Kong residents
- Doctor consultation
- Hospitalization
- Dental consultation
- Provision of medical benefits by employers / companies and purchase of medical insurance by individuals

**主題性住戶統計調查第九號報告書**

中英文對照版

印刷版：港幣四十元，下載版：免費

(統計期間：3/2002-5/2002)

- 在香港以外地方就讀的香港學生
- 對家居廢物分類及回收的認識及參與的情況
- 長者的足部健康情況
- 對保險服務的需求及意見

**Thematic Household Survey Report No. 9**

Bilingual version

Print version: HK\$40, Download version: Free

(Survey period: 3/2002-5/2002)

- Hong Kong students studying outside Hong Kong
- Knowledge of and participation in source separation and recycling of domestic wastes
- Foot health of older persons
- Insurance needs and opinions on insurance services

**主題性住戶統計調查第十號報告書**

中英文對照版

印刷版：港幣五十四元，下載版：免費

(統計期間：5/2002-7/2002)

- 個人電腦及互聯網的普及程度
- 對使用個人電腦及中文輸入法的認識
- 個人電腦的使用情況
- 互聯網服務的使用情況
- 電子商業服務的使用情況
- 網上政府服務的使用情況
- 資訊保安

**Thematic Household Survey Report No. 10**

Bilingual version

Print version: HK\$54, Download version: Free

(Survey period: 5/2002-7/2002)

- Penetration of personal computer and Internet
- Knowledge of using personal computer and Chinese input methods
- Usage of personal computer
- Usage of Internet service
- Usage of electronic business services
- Usage of online Government services
- Information security

**主題性住戶統計調查第十一號報告書**

中英文對照版

印刷版：港幣三十六元，下載版：免費

(統計期間：8/2001-10/2001)

- 受供養父母的特徵
- 對改善居所的冀望
- 居所按揭利息款項

**Thematic Household Survey Report No. 11**

Bilingual version

Print version: HK\$36, Download version: Free

(Survey period: 8/2001-10/2001)

- Characteristics of dependent parents
- Aspiration for improvement in accommodation
- Home mortgage interest payment

**主題性住戶統計調查第十二號報告書**

中英文對照版

印刷版：港幣七十五元，下載版：免費

(統計期間：5/2002-7/2002)

- 香港居民的健康狀況
- 就醫情況
- 入住醫院情況
- 接受牙醫診治情況
- 僱主或機構提供醫療福利予僱員及受個人購買的醫療保險保障的情況
- 居於院舍人士的健康狀況及其使用醫護服務的情況

**Thematic Household Survey Report No. 12**

Bilingual version

Print version: HK\$75, Download version: Free

(Survey period: 5/2002-7/2002)

- Health status of Hong Kong residents
- Doctor consultation
- Hospitalization
- Dental consultation
- Provision of medical benefits by employers / companies and coverage of medical insurance purchased by individuals
- Health status of institutional residents and their utilization of medical services

**主題性住戶統計調查第十三號報告書**

中英文對照版

印刷版：港幣五十二元，下載版：免費

(統計期間：7/2002-9/2002)

- 有關就業機會的關注事項 – 現職情況
- 有關就業機會的關注事項 – 對事業的冀望
- 對自己創業的冀望
- 在內地進行與工作有關的業務的情況
- 對在內地工作的冀望
- 曾參加的培訓/再培訓課程
- 參加培訓/再培訓課程的計劃

**Thematic Household Survey Report No. 13**

Bilingual version

Print version: HK\$52, Download version: Free

(Survey period: 7/2002-9/2002)

- Concerns on employment opportunities – current situation
- Concerns on employment opportunities – career aspiration
- Aspiration for setting up own business
- Engagement in job-related business activities in the Mainland
- Aspiration for working in the Mainland
- Training / retraining courses attended
- Plan for attending training / retraining courses

**主題性住戶統計調查第十四號報告書**

中英文對照版

印刷版：港幣六十六元，下載版：免費

(統計期間：12/2001-2/2002)

- 運用時間的模式
- 參與無酬活動的情況
- 參與社交活動的情況
- 家務分擔的情況
- 對料理家務者的意見

**Thematic Household Survey Report No. 14**

Bilingual version

Print version: HK\$66, Download version: Free

(Survey period: 12/2001-2/2002)

- Time use pattern
- Pattern of participation in unpaid activities
- Pattern of participation in social activities
- Sharing of housework
- Views on home-makers

附錄二：曾出版的主題性住戶統計調查報告書

主題性住戶統計調查第十五號報告書

中英文對照版

印刷版：港幣八十一元，下載版：免費

(統計期間：5/2003-8/2003)

- 個人電腦及互聯網的普及程度
- 對使用個人電腦及中文輸入法的認識
- 個人電腦的使用情況
- 互聯網服務的使用情況
- 電子商業服務的使用情況
- 網上政府服務的使用情況
- 資訊科技保安

Thematic Household Survey Report No. 15

Bilingual version

Print version: HK\$81, Download version: Free

(Survey period: 5/2003-8/2003)

- Penetration of personal computer and Internet
- Knowledge of using personal computer and Chinese input methods
- Usage of personal computer
- Usage of Internet service
- Usage of electronic business services
- Usage of online Government services
- Information technology security

主題性住戶統計調查第十六號報告書

中英文對照版

印刷版：港幣五十六元，下載版：免費

(統計期間：11/2002-2/2003)

- 對《基本法》的認識
- 出外旅遊的情況
- 吸煙情況

Thematic Household Survey Report No. 16

Bilingual version

Print version: HK\$56, Download version: Free

(Survey period: 11/2002-2/2003)

- Understanding of the Basic Law
- Pattern of outbound travel
- Pattern of smoking

主題性住戶統計調查第十七號報告書

中英文對照版

印刷版：港幣五十八元，下載版：免費

(統計期間：3/2003-5/2003)

- 公眾對香港的電力供應的意見
- 公眾對申訴專員公署的工作的認識及看法
- 內地來港定居三年及以下的人士的需要

Thematic Household Survey Report No. 17

Bilingual version

Print version: HK\$58, Download version: Free

(Survey period: 3/2003-5/2003)

- Public opinions on electricity supply in Hong Kong
- Public awareness of and perception on the work of the Office of The Ombudsman
- Needs of persons from the Mainland having resided in Hong Kong for 3 years and less

主題性住戶統計調查第十八號報告書

中英文對照版

印刷版：港幣五十六元，下載版：免費

(統計期間：5/2003-8/2003)

- 在內地居住的情況
- 在內地自置/租用住宅物業的情況
- 到內地居住的意向
- 在內地自置/租用住宅物業的意向

Thematic Household Survey Report No. 18

Bilingual version

Print version: HK\$56, Download version: Free

(Survey period: 5/2003-8/2003)

- Experience of taking up residence in the Mainland
- Pattern of owning / renting residential properties in the Mainland
- Aspiration for taking up residence in the Mainland
- Aspiration for owning / renting residential properties in the Mainland

**主題性住戶統計調查第十九號報告書**  
中英文對照版  
印刷版：港幣五十元，下載版：免費  
(統計期間：9/2003-11/2003)

- 公眾對行人環境的意見
- 公眾對教育改革的意見
- 執行支付贍養費命令的情況

**Thematic Household Survey Report No. 19**  
Bilingual version  
Print version: HK\$50, Download version: Free  
(Survey period: 9/2003-11/2003)

- Public views on pedestrian environment
- Public views on education reform
- Enforcement of order for payment of alimony

**主題性住戶統計調查第二十號報告書**  
中英文對照版  
印刷版：港幣六十八元，下載版：免費  
(統計期間：6/2004-8/2004)

- 個人電腦及互聯網的普及程度
- 對使用個人電腦及中文輸入法的認識
- 個人電腦的使用情況
- 互聯網服務的使用情況
- 電子商業服務的使用情況
- 網上政府服務的使用情況
- 資訊科技保安

**Thematic Household Survey Report No. 20**  
Bilingual version  
Print version: HK\$68, Download version: Free  
(Survey period: 6/2004-8/2004)

- Penetration of personal computer and Internet
- Knowledge of using personal computer and Chinese input methods
- Usage of personal computer
- Usage of Internet service
- Usage of electronic business services
- Usage of online Government services
- Information technology security

**主題性住戶統計調查第二十一號報告書**  
中英文對照版  
印刷版：港幣六十三元，下載版：免費  
(統計期間：6/2004-8/2004)

- 修讀高等教育的情況
- 居於家庭住戶的長者的社會與人口狀況、健康狀況及長期護理的需要
- 居於院舍的長者的社會與人口狀況、健康狀況及長期護理的需要

**Thematic Household Survey Report No. 21**  
Bilingual version  
Print version: HK\$63, Download version: Free  
(Survey period: 6/2004-8/2004)

- Pattern of study in higher education
- Socio-demographic profile, health status and long-term care needs of older persons residing in domestic households
- Socio-demographic profile, health status and long-term care needs of older persons residing in institutions

**主題性住戶統計調查第二十二號報告書**  
中英文對照版  
(售罄。請參考 2007 年香港統計月刊專題文章)  
(統計期間：11/2004-1/2005)

- 居住或長期逗留在內地的香港居民的特徵

**Thematic Household Survey Report No. 22**  
Bilingual version  
(Out of stock. Please refer to the Feature Articles of Hong Kong Monthly Digest of Statistics 2007)  
(Survey period: 11/2004-1/2005)

- Characteristics of Hong Kong residents having resided / having stayed substantially in the Mainland

附錄二：曾出版的主題性住戶統計調查報告書

主題性住戶統計調查第二十三號報告書  
中英文對照版  
印刷版：港幣九十五元，下載版：免費  
(統計期間：5/2005-8/2005)

- 個人電腦及互聯網的普及程度
- 對使用個人電腦及中文輸入法的認識
- 個人電腦的使用情況
- 互聯網服務的使用情況
- 電子商業服務的使用情況
- 電子政府服務的使用情況
- 資訊科技保安
- 玩電子遊戲的情況

主題性住戶統計調查第二十四號報告書  
中英文對照版  
印刷版：港幣四十二元，下載版：免費  
(統計期間：11/2004-1/2005)

- 使用非專營巴士服務的情況
- 對《基本法》的認識

主題性住戶統計調查第二十五號報告書  
中英文對照版  
印刷版：港幣六十七元，下載版：免費  
(統計期間：5/2005-7/2005)

- 在內地居住的情況
- 在內地自置/租用住宅物業的情況
- 到內地居住的意向
- 在內地自置/租用住宅物業的意向

主題性住戶統計調查第二十六號報告書  
中英文對照版  
印刷版：港幣五十二元，下載版：免費  
(統計期間：2/2005-5/2005)

- 服用健康產品的情況
- 住戶飼養寵物的情況
- 吸煙情況
- 接受脊醫診治的情況

Thematic Household Survey Report No. 23  
Bilingual version  
Print version: HK\$95, Download version: Free  
(Survey period: 5/2005-8/2005)

- Penetration of personal computer and Internet
- Knowledge of using personal computer and Chinese input methods
- Usage of personal computer
- Usage of Internet service
- Usage of electronic business services
- Usage of electronic Government services
- Information technology security
- Pattern of playing electronic games

Thematic Household Survey Report No. 24  
Bilingual version  
Print version: HK\$42, Download version: Free  
(Survey period: 11/2004-1/2005)

- Pattern of using non-franchised bus services
- Understanding of the Basic Law

Thematic Household Survey Report No. 25  
Bilingual version  
Print version: HK\$67, Download version: Free  
(Survey period: 5/2005-7/2005)

- Experience of taking up residence in the Mainland
- Pattern of owning / renting residential properties in the Mainland
- Aspiration for taking up residence in the Mainland
- Aspiration for owning / renting residential properties in the Mainland

Thematic Household Survey Report No. 26  
Bilingual version  
Print version: HK\$52, Download version: Free  
(Survey period: 2/2005-5/2005)

- Pattern of using health supplements
- Keeping of pets by households
- Pattern of smoking
- Chiropractor consultation

**主題性住戶統計調查第二十七號報告書**

中英文對照版

印刷版：港幣一百一十四元，下載版：免費

(統計期間：6/2006-8/2006)

- 個人電腦及互聯網的普及程度
- 個人電腦的使用情況
- 互聯網服務的使用情況
- 電子商業服務的使用情況
- 電子政府服務的使用情況
- 資訊科技保安
- 數碼娛樂

**主題性住戶統計調查第二十八號報告書**

中英文對照版

印刷版：港幣七十九元，下載版：免費

(統計期間：10/2005-12/2005)

- 使用非專營巴士服務的情況
- 內地來港定居七年以下人士的需要
- 長者的認知能力

**主題性住戶統計調查第二十九號報告書**

中英文對照版

印刷版：港幣一百元，下載版：免費

(統計期間：11/2005-3/2006 及 6/2006-8/2006)

- 公眾對教育改革的意見
- 執行贍養費命令的情況

**主題性住戶統計調查第三十號報告書**

中英文對照版

印刷版：港幣二百零五元，下載版：免費

(統計期間：11/2005-3/2006)

- 香港居民的健康狀況
- 就醫情況
- 入住醫院情況
- 接受牙醫診治情況
- 僱主或機構提供醫療福利予僱員及受個人購買的醫療保險保障的情況
- 居於院舍人士的健康狀況及其使用醫護服務的情況

**Thematic Household Survey Report No. 27**

Bilingual version

Print version: HK\$114, Download version: Free

(Survey period: 6/2006-8/2006)

- Penetration of personal computer and Internet
- Usage of personal computer
- Usage of Internet service
- Usage of electronic business services
- Usage of electronic Government services
- Information technology security
- Digital entertainment

**Thematic Household Survey Report No. 28**

Bilingual version

Print version: HK\$79, Download version: Free

(Survey period: 10/2005-12/2005)

- Pattern of using non-franchised bus services
- Needs of persons from the Mainland having resided in Hong Kong for less than 7 years
- Cognitive function of older persons

**Thematic Household Survey Report No. 29**

Bilingual version

Print version: HK\$100, Download version: Free

(Survey period: 11/2005-3/2006 and 6/2006-8/2006)

- Public views on education reform
- Enforcement of maintenance order

**Thematic Household Survey Report No. 30**

Bilingual version

Print version: HK\$205, Download version: Free

(Survey period: 11/2005-3/2006)

- Health status of Hong Kong residents
- Doctor consultation
- Hospitalization
- Dental consultation
- Provision of medical benefits by employers / companies and coverage of medical insurance purchased by individuals
- Health status of institutional residents and their utilization of medical services



附錄二：曾出版的主題性住戶統計調查報告書

主題性住戶統計調查第三十一號報告書  
中英文對照版  
印刷版：港幣八十二元，下載版：免費  
(統計期間： 1/2006-5/2006)

- 二零零五年在香港發生的罪案及罪案事主

**Thematic Household Survey Report No. 31**  
Bilingual version  
Print version: HK\$82, Download version: Free  
(Survey period: 1/2006-5/2006)

- Crime and Its Victims in Hong Kong in 2005

主題性住戶統計調查第三十二號報告書  
中英文對照版  
印刷版：港幣一百六十元，下載版：免費  
(統計期間： 7/2007-9/2007)

- 個人電腦及互聯網的普及程度
- 個人電腦的使用情況
- 互聯網服務的使用情況
- 電子商業服務的使用情況
- 電子政府服務的使用情況
- 資訊科技保安

**Thematic Household Survey Report No. 32**  
Bilingual version  
Print version: HK\$160, Download version: Free  
(Survey period: 7/2007-9/2007)

- Penetration of personal computer and Internet
- Usage of personal computer
- Usage of Internet service
- Usage of electronic business services
- Usage of electronic Government services
- Information technology security

主題性住戶統計調查第三十三號報告書  
中英文對照版  
印刷版：港幣九十七元，下載版：免費  
(統計期間： 4/2007-6/2007)

- 使用非專營巴士服務的情況
- 公眾對申訴專員公署的工作的認識及看法

**Thematic Household Survey Report No. 33**  
Bilingual version  
Print version: HK\$97, Download version: Free  
(Survey period: 4/2007-6/2007)

- Pattern of using non-franchised bus services
- Public awareness of and perception on the work of the Office of The Ombudsman

主題性住戶統計調查第三十四號報告書  
中英文對照版  
印刷版：港幣九十八元，下載版：免費  
(統計期間： 4/2007-6/2007)

- 公眾對兒童發展障礙的認識及態度

**Thematic Household Survey Report No. 34**  
Bilingual version  
Print version: HK\$98, Download version: Free  
(Survey period: 4/2007-6/2007)

- Public awareness and attitudes towards developmental disabilities in children

主題性住戶統計調查第三十五號報告書  
中英文對照版  
印刷版：港幣一百元，下載版：免費  
(統計期間： 7/2007-9/2007)

- 居住或長期逗留在中國內地的香港居民的特徵

**Thematic Household Survey Report No. 35**  
Bilingual version  
Print version: HK\$100, Download version: Free  
(Survey period: 7/2007-9/2007)

- Characteristics of Hong Kong residents having resided / having stayed substantially in the mainland of China

主題性住戶統計調查第三十六號報告書  
中英文對照版  
印刷版：港幣七十元，下載版：免費  
(統計期間： 12/2007-3/2008)

- 吸煙情況
- 應用資訊科技的情況

**Thematic Household Survey Report No. 36**  
Bilingual version  
Print version: HK\$70, Download version: Free  
(Survey period: 12/2007-3/2008)

- Pattern of smoking
- Application of information technology

主題性住戶統計調查第三十七號報告書  
中英文對照版  
印刷版：港幣一百六十元，下載版：免費  
(統計期間： 7/2008-9/2008)

- 個人電腦及互聯網的普及程度
- 個人電腦的使用情況
- 互聯網服務的使用情況
- 電子商業服務的使用情況
- 電子政府服務的使用情況
- 資訊科技保安

**Thematic Household Survey Report No. 37**  
Bilingual version  
Print version: HK\$160, Download version: Free  
(Survey period: 7/2008-9/2008)

- Penetration of personal computer and Internet
- Usage of personal computer
- Usage of Internet service
- Usage of electronic business services
- Usage of electronic Government services
- Information technology security

主題性住戶統計調查第三十八號報告書  
中英文對照版  
印刷版：港幣二百二十八元，下載版：免費  
(統計期間： 12/2007-3/2008)

- 在中國內地居住的情況
- 在中國內地自置/租用住宅物業的情況
- 到中國內地居住的意向
- 在中國內地自置/租用住宅物業的意向

**Thematic Household Survey Report No. 38**  
Bilingual version  
Print version: HK\$228, Download version: Free  
(Survey period: 12/2007-3/2008)

- Experience of taking up residence in the mainland of China
- Pattern of owning / renting residential properties in the mainland of China
- Aspiration for taking up residence in the mainland of China
- Aspiration for owning / renting residential properties in the mainland of China

主題性住戶統計調查第三十九號報告書  
中英文對照版  
印刷版：港幣四十二元，下載版：免費  
(統計期間： 6/2008-8/2008)

- 種族接納

**Thematic Household Survey Report No. 39**  
Bilingual version  
Print version: HK\$42, Download version: Free  
(Survey period: 6/2008-8/2008)

- Racial acceptance

主題性住戶統計調查第四十號報告書  
中英文對照版  
印刷版：港幣五十元，下載版：免費  
(統計期間： 6/2008-8/2008)

- 長者的社會與人口狀況、健康狀況及自我照顧能力

**Thematic Household Survey Report No. 40**  
Bilingual version  
Print version: HK\$50, Download version: Free  
(Survey period: 6/2008-8/2008)

- Socio-demographic profile, health status and self-care capability of older persons

附錄二：曾出版的主題性住戶統計調查報告書

主題性住戶統計調查第四十一號報告書  
中英文對照版  
印刷版：港幣八十二元，下載版：免費  
(統計期間： 2/2008-5/2008)

- 香港居民的健康狀況
- 就醫情況
- 入住醫院情況
- 接受牙醫診治情況
- 僱主或機構提供醫療福利予僱員及受個人購買的醫療保險保障的情況
- 對健康檢查的認識、態度及行爲

Thematic Household Survey Report No. 41  
Bilingual version  
Print version: HK\$82, Download version: Free  
(Survey period: 2/2008-5/2008)

- Health status of Hong Kong residents
- Doctor consultation
- Hospitalisation
- Dental consultation
- Provision of medical benefits by employers / companies and coverage of medical insurance purchased by individuals
- Knowledge, attitude and practice of medical checkup

主題性住戶統計調查第四十二號報告書  
中英文對照版  
印刷版：港幣五十四元，下載版：免費  
(統計期間： 12/2008-2/2009)

- 年齡因素在就業方面的重要性

Thematic Household Survey Report No. 42  
Bilingual version  
Print version: HK\$54, Download version: Free  
(Survey period: 12/2008-2/2009)

- Importance of age factor in employment

主題性住戶統計調查第四十三號報告書  
中英文對照版  
印刷版：港幣七十四元，下載版：免費  
(統計期間： 6/2009-8/2009)

- 個人電腦及互聯網的普及程度
- 個人電腦的使用情況
- 互聯網服務的使用情況
- 電子商業服務的使用情況
- 電子政府服務的使用情況
- 資訊科技保安

Thematic Household Survey Report No. 43  
Bilingual version  
Print version: HK\$74, Download version: Free  
(Survey period: 6/2009-8/2009)

- Penetration of personal computer and Internet
- Usage of personal computer
- Usage of Internet service
- Usage of electronic business services
- Usage of electronic Government services
- Information technology security

主題性住戶統計調查第四十四號報告書  
中英文對照版  
下載版：免費  
(統計期間： 12/2008-2/2009)

- 家人之間的關係

Thematic Household Survey Report No. 44  
Bilingual version  
Download version: Free  
(Survey period: 12/2008-2/2009)

- Relationships among family members

主題性住戶統計調查第四十五號報告書  
中英文對照版  
下載版：免費  
(統計期間： 11/2009-2/2010)

- 香港居民的健康狀況
- 就醫情況
- 入住醫院情況
- 接受牙醫診治情況
- 僱主或機構提供醫療福利予僱員及受個人購買的醫療保險保障的情況
- 執行贍養費命令的情況

**Thematic Household Survey Report No. 45**  
Bilingual version  
Download version: Free  
(Survey period: 11/2009-2/2010)

- Health status of Hong Kong residents
- Doctor consultation
- Hospitalisation
- Dental consultation
- Provision of medical benefits by employers / companies and coverage of medical insurance purchased by individuals
- Enforcement of maintenance order

主題性住戶統計調查第四十六號報告書  
中英文對照版  
下載版：免費  
(統計期間： 11/2009-2/2010 及 3/2010-4/2010)

- 在香港以外地方就讀的香港學生
- 使用醫療集團提供的門診服務的情況
- 香港居民在香港以外地方工作及曾修讀課程的情況

**Thematic Household Survey Report No. 46**  
Bilingual version  
Download version: Free  
(Survey period: 11/2009-2/2010 and 3/2010-4/2010)

- Hong Kong students studying outside Hong Kong
- Utilisation of out-patient services provided by managed care organizations
- Hong Kong residents working and having studied outside Hong Kong

## 獲取政府統計處刊物及其他統計產品的方法 Means of Obtaining Publications and Other Statistical Products of the Census and Statistics Department

### 網站

用戶可以在政府統計處網站 ([www.censtatd.gov.hk/products\\_and\\_services/products/publications/index\\_tc.jsp](http://www.censtatd.gov.hk/products_and_services/products/publications/index_tc.jsp)) 免費下載統計刊物。

政府統計處部分刊物備有印刷版，於政府新聞處的政府書店網站 ([www.bookstore.gov.hk](http://www.bookstore.gov.hk)) 有售。

### 郵購服務

本處部分刊物附有郵購表格，供訂購或按期訂閱刊物的印刷版。請填妥郵購表格，連同所需費用和郵費的支票或匯票寄回辦理。郵購表格亦可在政府統計處網站下載 ([www.censtatd.gov.hk/products\\_and\\_services/other\\_services/provision\\_of\\_stat/mail\\_ordering\\_of\\_publications/index\\_tc.jsp](http://www.censtatd.gov.hk/products_and_services/other_services/provision_of_stat/mail_ordering_of_publications/index_tc.jsp))。

### 銷售中心

市民可親臨政府統計處刊物出版組購買刊物的印刷版和唯讀光碟產品，並即時提取。刊物出版組的地址是：

香港灣仔港灣道十二號  
灣仔政府大樓十九樓

電話：(852) 2582 3025  
圖文傳真：(852) 2827 1708

該組並設有閱讀區，讓使用者翻閱陳列的統計處各類的刊物。閱讀區也備有統計處編製的宣傳／教育單張和小冊子，歡迎索閱。

### Website

Users may download statistical publications free of charge from the website of the Census and Statistics Department ([www.censtatd.gov.hk/products\\_and\\_services/products/publications/index.jsp](http://www.censtatd.gov.hk/products_and_services/products/publications/index.jsp)).

Some publications of the Census and Statistics Department are available in print versions and are offered for sale online at the Government Bookstore of the Information Services Department ([www.bookstore.gov.hk](http://www.bookstore.gov.hk)).

### Mail Order Service

A mail order form for ordering or subscribing to print versions of publications is available in some of the Department's publications. Completed form should be sent back together with a cheque or bank draft covering all necessary cost and postage. The order form is also available for downloading on the website of the Department ([www.censtatd.gov.hk/products\\_and\\_services/other\\_services/provision\\_of\\_stat/mail\\_ordering\\_of\\_publications/index.jsp](http://www.censtatd.gov.hk/products_and_services/other_services/provision_of_stat/mail_ordering_of_publications/index.jsp)).

### Sales Centre

Print versions of publications and CD-ROM products are available for purchase and collection on the spot at the Publications Unit of the Census and Statistics Department at the following address :

19/F Wanchai Tower  
12 Harbour Road, Wan Chai, Hong Kong.

Tel. : (852) 2582 3025  
Fax : (852) 2827 1708

The Unit also provides a reading area where users may browse through various publications of the Department on display. Publicity/educational leaflets and pamphlets of the Department are also available for collection.