

香 港 統 計 月 刊

Hong Kong Monthly Digest of Statistics

二零零四年七月
July 2004

專題文章
Feature Article

香港人口推算 2004 – 2033

Hong Kong Population Projections 2004-2033

香港人口推算 2004–2033

Hong Kong Population Projections 2004–2033

政府統計處編製了一套新的人口推算，涵蓋期為二零零四年至二零三三年。編製過程中，採用了自上一套人口推算公布之後搜集所得有關生育、死亡和人口遷移模式的最新資料。人口推算的結果已在二零零四年六月三十日的記者會中公布，一本名為《香港人口推算 2004–2033》的刊物亦在同一天出版。這篇專題文章摘錄該刊物的部分內容，簡述推算的方法、假設和結果。

The Census and Statistics Department has prepared a new set of population projections, covering the period 2004–2033. In compiling the projections, use has been made of up-to-date information on fertility, mortality and movement patterns of the population which have emerged since the last set of population projections was produced. The results of the population projections were announced in a press conference held on 30 June 2004 and a publication *Hong Kong Population Projections 2004–2033* was published on the same day. Extracting some contents from that publication, this article provides a brief account of the projection method, assumptions and results.

如對本文有任何查詢，請致電政府統計處人口統計組（電話：2716 8044）。

If you have any enquiries on this article, please call Demographic Statistics Section, Census and Statistics Department (Tel. : 2716 8044).

香港人口推算 2004–2033

Hong Kong Population Projections 2004–2033

1. 引言

1.1 人口推算數據的主要用途，是為政府規劃工作提供一個共同基礎，以及供私人機構在業務上應用。

1.2 政府統計處編製了一套新的人口推算，涵蓋期為二零零四年至二零三三年。編製過程中，採用了自上一套人口推算公布之後搜集所得有關生育、死亡和人口遷移模式的最新資料。

1.3 人口推算的結果已在二零零四年六月三十日的記者會中公布，一本名為《香港人口推算 2004–2033》的刊物亦在同一天出版。

1.4 這篇專題文章摘錄該刊物的部分內容，簡述人口推算的方法、假設和結果。讀者可參閱《香港人口推算 2004–2033》以獲得更詳細的資料。

2. 人口範圍

2.1 香港人口以「居港人口」量度。「居港人口」包括「常住居民」及「流動居民」。簡單來說，「常住居民」是指所有時間或大部分時間在港的居民，而「流動居民」是指只有小部分時間在港的居民。

2.2 較嚴謹的統計定義是，「常住居民」指兩類人士：（一）在統計時點之前的六個月內，在港逗留最少三個月，又或在統計時點之後的六個月內，在港逗留最少三個月的香港永久性居民，不論在統計時點他們是否身在香港；及（二）在統計時點身在香港的香港非永久性居民。

1. Introduction

1.1 The main use of population projections is to provide a common basis for Government programme planning and to facilitate business application in the private sector.

1.2 The Census and Statistics Department has prepared a new set of population projections, covering the period 2004–2033. In compiling the projections, use has been made of up-to-date information on fertility, mortality and movement patterns of the population which have emerged since the last set of population projections was produced.

1.3 The results of the population projections were announced in a press conference held on 30 June 2004 and a publication *Hong Kong Population Projections 2004–2033* was published on the same day.

1.4 Extracting some contents from that publication, this feature article provides a brief account of the projection method, assumptions and results. Readers can refer to the publication *Hong Kong Population Projections 2004–2033* for further details.

2. Population coverage

2.1 The Hong Kong Population is measured by the “Hong Kong Resident Population”, which comprises “Usual Residents” and “Mobile Residents”. In simple terms, “Usual Residents” are Residents who stay all the time or the majority of their time in Hong Kong and “Mobile Residents” are Residents who only spend the minority of their time in Hong Kong.

2.2 In more strict statistical definitions, “Usual Residents” refer to two categories of people: (1) Hong Kong Permanent Residents who have stayed in Hong Kong for at least three months during the six months before or for at least three months during the six months after the reference time-point, regardless of whether they are in Hong Kong or not at the reference time-point; and (2) Hong Kong Non-permanent Residents who are in Hong Kong at the reference time-point.

2.3 至於「流動居民」，是指在統計時點之前的六個月內，在港逗留最少一個月但少於三個月，又或在統計時點之後的六個月內，在港逗留最少一個月但少於三個月的香港永久性居民，不論在統計時點他們是否身在香港。

3. 推算方法

3.1 人口推算採用的標準方法為「組成部分法」。按照這方法，先將某基準年的人口按年齡及性別劃分，然後結合不同的生育推算、死亡推算及人口遷移推算，逐年推算，直至推算期末年。

3.2 根據有關每個推算年份（即由每個曆年年中至下一曆年年中）的生育、死亡及人口遷移假設，運用下列計算方法，就可得出該推算年份年終的人口總數及其人口的年齡性別結構：

- (一) 在推算年份年初，將人口基數／推算人口乘以按年齡及性別劃分的推算前向存活率而得出推算年份年終的生存人口。
- (二) 將育齡期（即十五至四十九歲）內每年的平均女性數目乘以推算得的相應年齡別生育率會得到出生數目。把出生總數按出生時的平均性別比率劃分男、女出生數目，然後根據推算出的男女各自前向存活率，得出推算年份年終零歲男女的生存人口。
- (三) 將假定的人口淨遷移加進推算年份年終的生存人口。

2.3 As for “Mobile Residents”, they are Hong Kong Permanent Residents who have stayed in Hong Kong for at least one month but less than three months during the six months before or for at least one month but less than three months during the six months after the reference time-point, regardless of whether they are in Hong Kong or not at the reference time-point.

3. Projection methodology

3.1 The standard method of compiling population projections, i.e. the ‘component method’, is adopted. Under this method, a population at a certain base year is brought forward by age and sex under separate projections of fertility, mortality and movement, year after year until the end of the projection period.

3.2 Based on the assumptions made on fertility, mortality and movement for each projection year (i.e. from mid-year of a calendar year to mid-year of the following calendar year), the size and age-sex structure of the population at the end of that projection year are worked out by applying the following algorithm:

- (1) The projected forward survival ratios by age and sex are applied to the base/projected population at the beginning of a projection year to derive the surviving population at the end of that projection year.
- (2) The projected age specific fertility rates are applied to the respective average numbers of women in individual childbearing ages 15–49 to obtain the total number of births. These births, after being divided into males and females by an average sex ratio at birth, are subjected to their respective projected forward survival ratios. The surviving population aged 0 by sex at the end of that projection year is then derived.
- (3) The assumed net movement is added to the surviving population at the end of that projection year.

4. 推算假設

4.1 關於生育、死亡及人口遷移的假設，是經過使用統計模型方法研究香港社會及經濟情況的過往趨勢及近期發展後訂定。若有涉及政府政策之處，在編製推算時，假設現行政策維持不變。例如，目前每日有150個單程通行證持有人從中國內地來港名額的政策，假設於推算期內會繼續生效。

4.2 香港的生育水平，在過去二十年明顯持續下降。生育水平以「總和生育率」顯示，即每一千名婦女在一生中生產子女的數目。過去二十年間，總和生育率由一九八三年的每千名女性相對1 722名嬰兒顯著下跌至二零零三年的每千名女性相對925名嬰兒（臨時數字）。與生育率低的已發展經濟地區經驗比較，香港的下降幅度非常顯著。香港現時的生育水平已經較其他低生育率的地區如日本及德國低很多。根據推算，總和生育率推算由二零零四年至二零零六年維持每千名女性相對925名嬰兒，然後逐漸回升至二零一一年的一九九三名嬰兒，並在其餘的推算年份保持在該水平。

4.3 香港在過去二十年間的死亡率持續下降，相應地平均預期壽命上升。在二零零三年，男性的出生時平均預期壽命為78.6年（臨時數字），而女性則為84.3年（臨時數字）。與其他經濟地區比較，香港的死亡率處於一個甚低的水平。醫學的持續進步及社會、經濟的不斷發展可能會令死亡率再下降，雖然其下跌速度將會放緩。根據推算，在二零三三年男性的出生時平均預期壽命將上升至82.5年，女性的出生時平均預期壽命則上升至88年。

4.4 香港人口的近期居住和流動形態，是擬定人口遷移假設的基礎。

4.5 生育、死亡及人口遷移的假設，有一定程度的不肯定性。故這些假設在每二至三年進行的人口推算中，以向前滾動形式作出修訂。

4. Projection assumptions

4.1 Statistical studies using modelling methods as far as possible are made on the past trends and recent developments pertaining to the socio-economic conditions in Hong Kong to generate the fertility, mortality and movement assumptions. Where government policies are involved, it is taken that existing policies will continue to apply. For example, the existing policy of a daily quota of 150 One-way Permit Holders entering Hong Kong from the mainland of China is taken to apply in the projection period.

4.2 Hong Kong's fertility has experienced a marked and continuous decline in the past two decades. Fertility is measured by the total fertility rate, which is the number of children born to 1 000 women during their life time. The total fertility rate decreased significantly over the last 20 years from 1 722 births per 1 000 women in 1983 to 925 (provisional) in 2003. This decline was very significant compared with the experience of developed economies with low fertility. The current fertility level of Hong Kong is already well below those experienced in low fertility economies such as Japan and Germany. The total fertility rate is projected to remain at 925 births per 1 000 women from 2004 to 2006, to increase gradually to 993 by 2011 and then to remain at that level for the rest of the projection period.

4.3 Hong Kong experienced a continuous decline in mortality during the past two decades, with a corresponding increase in life expectancy. In 2003, the expectation of life at birth was 78.6 years (provisional) for males and 84.3 years (provisional) for females. Compared with other economies, Hong Kong enjoys a very low mortality. Further medical advancement and continuing socio-economic development might lead to further decline in mortality, though the rate of decline would be smaller. The expectation of life at birth is expected to increase to 82.5 years for males and 88 years for females in 2033.

4.4 The recent trends of the residency and mobility patterns of the Hong Kong population provide the basis for formulating the assumptions on the movement.

4.5 Assumptions on fertility, mortality and movement entail a certain degree of uncertainty. These assumptions will hence be revised in a roll-forward manner in each round of population projections conducted at intervals of two to three years.

5. 推算結果

5.1 根據推算，居港人口會從二零零三年年中的680萬上升至二零三三年年中的838萬，平均每年增長率為0.7%。（表一及圖一）

5.2 「常住居民」數目從二零零三年年中的662萬上升至二零三三年年中的802萬。此外，「流動居民」數目亦從二零零三年年中的185 300人增加至二零三三年年中的365 300人。（表一及圖一）

5.3 預期未來的人口將持續老化。六十五歲及以上人口的比例推算將由二零零三年的11.7%顯著上升至二零三三年的27%。在期間，比例的上升在二零一五年前比較慢（該年的比例為14.3%），之後，比例的上升速度將快得多。與此同時，十五歲以下人口的比例將由二零零三年的16%逐漸下跌至推算期末的11%。（表一及圖二）

5.4 年齡中位數的上升也可反映人口老化的趨勢。年齡中位數將由二零零三年的38歲上升至二零三三年的49歲。（表一）

5.5 未來人口年齡結構的轉變亦可從總撫養比率顯示。總撫養比率是十五歲以下和六十五歲及以上人口數目與每千名十五至六十四歲人口相對的比率。在推算期間，該比率將由二零零三年的378上升至二零三三年的598。（表一）

5. Projection results

5.1 The Hong Kong Resident Population is projected to increase at an average annual rate of 0.7%, from 6.80 million in mid-2003 to 8.38 million in mid-2033. (Table 1 and Chart 1)

5.2 The number of Usual Residents is projected to increase from 6.62 million in mid-2003 to 8.02 million in mid-2033. In addition, the number of Mobile Residents is projected to increase from 185 300 in mid-2003 to 365 300 in mid-2033. (Table 1 and Chart 1)

5.3 The population is expected to remain on an aging trend. The proportion of the population aged 65 and over is projected to rise markedly, from 11.7% in 2003 to 27% in 2033, though the rise would be gradual up to around 2015 (when the proportion would reach 14.3%) and would be at a much faster pace thereafter. Meanwhile, the proportion of the population aged under 15 would decrease gradually from 16% in 2003 to 11% by the end of the projection period. (Table 1 and Chart 2)

5.4 The aging population trend will also be revealed by the increasing median age of the population, from 38 in 2003 to 49 in 2033. (Table 1)

5.5 The changes in the age structure of the projected population can also be seen from the overall dependency ratio. This is defined as the number of persons aged under 15 and those aged 65 and over per 1 000 persons aged 15–64. During the projection period, the ratio would rise from 378 in 2003 to 598 in 2033. (Table 1)

5.6 人口的性別比率（即男性數目與每千名女性的比率）將由二零零三年的939顯著下跌至二零三三年的698。然而，不同年齡組別的性別比率互有差異，尤其是二十五至四十四歲的年齡組別，因受大多屬年輕女性的外籍家庭傭工所影響。此外，單程通行證持有人持續流入，而其中有很多是香港男士居住在內地的妻子，亦是相關因素。根據撇除外籍家庭傭工的數據，人口的性別比率會較高，但仍會由二零零三年的997下降至二零三三年的749。內地妻子遷入香港及女性較男性長壽，是主要的原因。（表一及表二）

5.7 人口數目的變化涉及增長及減少因素。增長來自出生以及人口遷入，而減少則源自死亡以及人口遷出。

5.8 根據推算，出生人數每年保持約4萬6千人。

5.9 死亡人數從每年的3萬7千人上升至推算期末的每年7萬1千人。雖然人口愈趨長壽（即死亡率下降），但老年人口所佔比例增加是引致死亡人數上升的主要原因。

5.10 根據推算，至二零一六年左右，每年死亡的人數將超過每年出生的人數。

5.11 以二零零三年年中至二零三三年年中的整個推算期計算，香港的整體人口將增加158萬，人口自然增長為負數（死亡多於出生16萬人），而香港居民人口淨遷移人數（即移入減移出）為淨移入174萬。

5.12 單程通行證持有人的移入及出生均是整體人口增長的重要元素。單程通行證持有人的移入與整體人口增長的比率為104%，而出生人數與整體人口增長的比率為88%。此外，不計算上述單程通行證持有人的移入，淨遷移將為淨移入10萬人士，與整體人口增長的比率為6%。

5.6 The sex ratio (i.e. the number of males per 1 000 females) of the population is projected to fall noticeably, from 939 in 2003 to 698 in 2033. There will be variations in the sex ratio by age group. In particular, the sex ratio for the age group 25–44 is expected to be much affected by the presence of foreign domestic helpers comprising mostly younger females. Also relevant is the continued entry of One-way Permit Holders in the coming years, many being Hong Kong men's wives living in the Mainland. Making reference to data which exclude foreign domestic helpers, the sex ratio of the population is higher, but still will come down from 997 in 2003 to 749 in 2033. The movement of mainland wives into Hong Kong and the fact that females live longer than males are main reasons. (Table 1 and Table 2)

5.7 The change in population size involves increase and decrease factors. Increase arises from birth and in-movement whereas decrease arises from death and out-movement.

5.8 The number of births is projected to remain at about 46 000 per annum.

5.9 The number of deaths is projected to increase from about 37 000 per year currently to about 71 000 at the end of the projection period. The increase in the number of deaths is mainly attributable to the growing proportion of older persons in the population despite a longer life expectancy (which implies a lower mortality rate).

5.10 It is projected that, by around 2016, the annual number of deaths will exceed the annual number of births.

5.11 Over the entire period from mid-2003 to mid-2033, the overall population is projected to increase by 1.58 million. There is a negative natural increase of 0.16 million (indicating 0.16 million more deaths than births) and a net in-movement (i.e. inflow less outflow) of 1.74 million.

5.12 Both One-way Permit Holders and births are important constituents of population growth. The ratios of the inflow of One-way Permit Holders and number of births to the overall population increase are 104% and 88% respectively. Besides, not counting the arrival of One-way Permit Holders mentioned above, there will be a net inflow of 100 000 persons, bearing a ratio of 6% to the overall population increase.

5.13 與此同時，死亡抵銷部分增長。死亡人數與整體人口增長的比率為98%。

6. 《香港人口推算2004–2033》刊物

6.1 除了在這篇文章簡述的資料外，《香港人口推算2004–2033》刊物載有更詳細的資料，例如在推算期內按年齡組別及性別劃分的每年推算人口；擬定生育、死亡和人口遷移假設的基礎；及選定經濟地區的生育和死亡趨勢等。

6.2 《香港人口推算2004–2033》刊物備有印刷版和下載版可供選擇。有關銷售途徑的詳情，請參閱本刊物內第A10頁。

5.13 Deaths offset part of the population increase. The ratio of the number of deaths to the overall population increase is 98%.

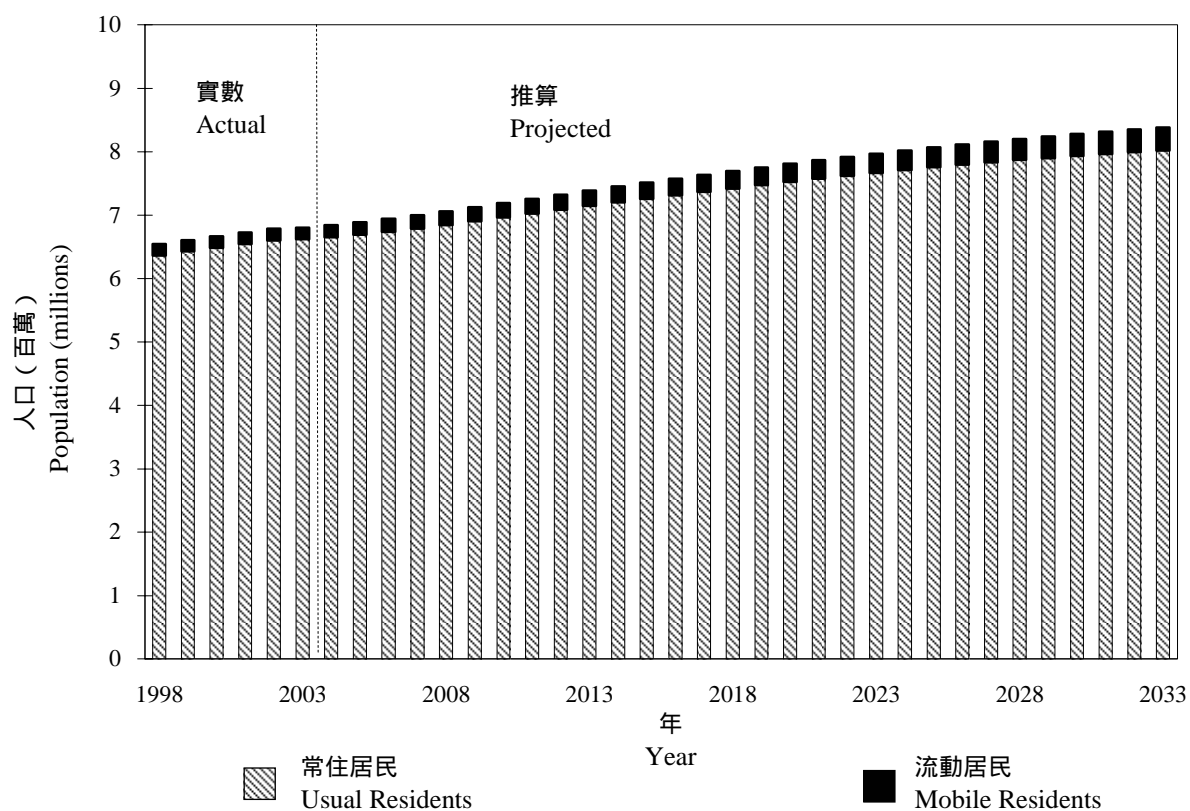
6. The publication *Hong Kong Population Projections 2004–2033*

6.1 Other than those presented in this article, the publication *Hong Kong Population Projections 2004–2033* contains more detailed information such as the projected population by age group and sex for each single year in the projection period; the basis for formulating fertility, mortality and movement assumptions; and fertility and mortality trends of selected economies.

6.2 *Hong Kong Population Projections 2004–2033* is available in both hardcopy and softcopy. For details of the purchase channels, please see page A10 of this publication.

圖一 人口數目

Chart 1 Population Size



圖二 人口數目及年齡結構

Chart 2 Population Size and Age Structure

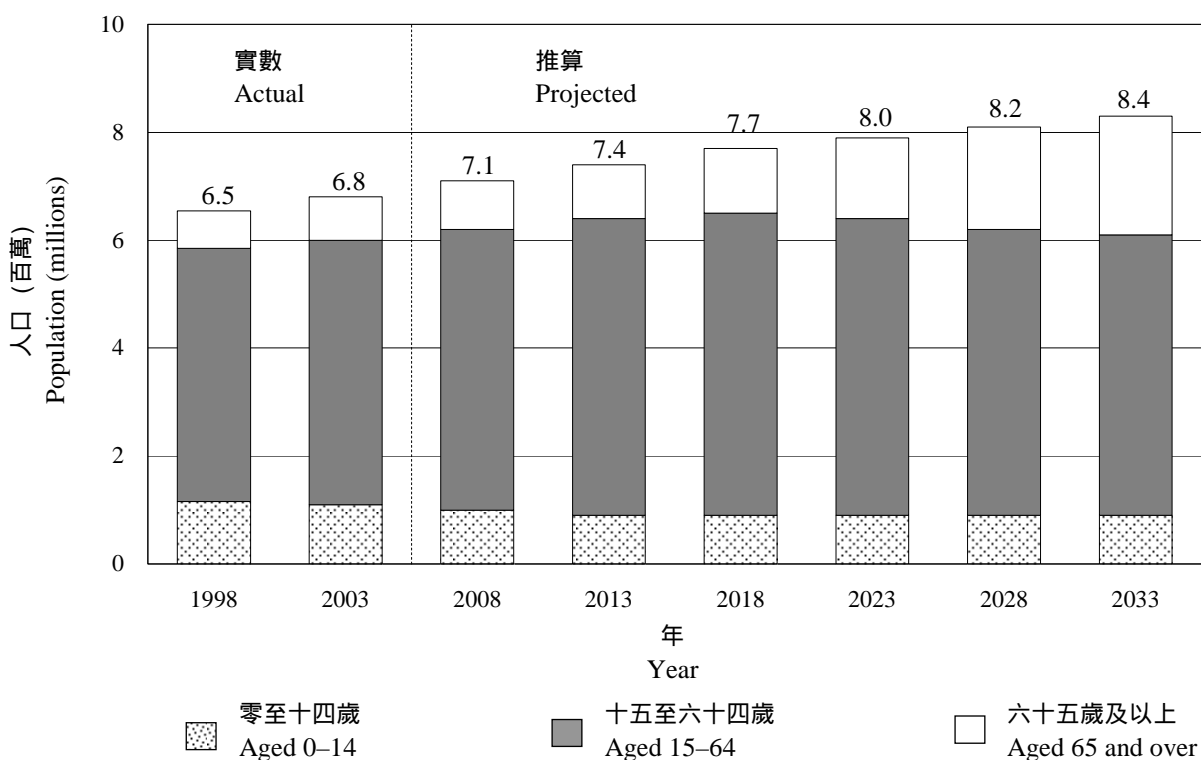


表 1 主要統計摘要
Table 1 Key Summary Statistics

甲．選定年份的主要人口特徵

A. Significant Characteristics of the Population for Selected Years

	二零零三年 年中(基準) Mid-2003 (Base)	二零零八年 年中 Mid-2008	二零一三年 年中 Mid-2013	二零一八年 年中 Mid-2018	二零二三年 年中 Mid-2023	二零二八年 年中 Mid-2028	二零三三年 年中 Mid-2033
人口 Population	6 803 100	7 058 900	7 386 900	7 691 800	7 970 200	8 202 200	8 384 100
<i>常住居民</i> <i>Usual Residents</i>	6 617 800	6 843 600	7 141 600	7 416 500	7 664 900	7 866 900	8 018 800
<i>流動居民</i> <i>Mobile Residents</i>	185 300	215 300	245 300	275 300	305 300	335 300	365 300
五年期間的 平均每年增長率 Average annual growth rate over a 5-year period	0.8%	0.7%	0.9%	0.8%	0.7%	0.6%	0.4%
性別比率 (男性數目與每千名女性的 比率) Sex ratio (males per 1 000 females)	939	890	842	800	763	730	698
人口百分比 Percentage of population							
<i>零至十四歲</i> <i>Aged 0–14</i>	16%	14%	12%	12%	12%	11%	11%
<i>十五至六十四歲</i> <i>Aged 15–64</i>	73%	74%	75%	72%	69%	65%	63%
<i>六十五歲及以上</i> <i>Aged 65 and over</i>	12%	12%	13%	16%	19%	24%	27%
撫養比率 Dependency ratio							
<i>少年兒童撫養比率</i> <i>Child dependency ratio</i>	216	182	163	163	168	171	171
<i>老年撫養比率</i> <i>Elderly dependency ratio</i>	161	163	178	219	282	362	428
<i>總撫養比率</i> <i>Overall dependency ratio</i>	378	346	341	383	449	533	598
年齡中位數 Median age	38	40	42	44	46	47	49

註釋： 少年兒童撫養比率是十五歲以下人口數目與每千名十五至六十四歲人口的比率。
 老年撫養比率是六十五歲及以上人口數目與每千名十五至六十四歲人口的比率。
 總撫養比率是十五歲以下和六十五歲及以上人口數目與每千名十五至六十四歲人口的比率。

Notes: Child Dependency Ratio is the number of persons aged under 15 per 1 000 persons aged between 15 and 64.

Elderly Dependency Ratio is the number of persons aged 65 and over per 1 000 persons aged between 15 and 64.

Overall Dependency Ratio is the number of persons aged under 15 and those aged 65 and over per 1 000 persons aged between 15 and 64.

表 1 (續) 主要統計摘要
Table 1 (Cont'd.) Key Summary Statistics

乙. 人口增長的組成部分
B. Components of Population Growth

統計時點 (年中) Reference time-point (Mid-year)	居港人口 Hong Kong Resident Population	常住居民 Usual Residents	流動居民 Mobile Residents	與上一統計時點 比較 Compared with the previous reference time-point	由上一統計時點至 本統計時點 From the previous reference time-point to this reference time-point		
				人口增長 Population growth	出生 Births	死亡 Deaths	淨遷移 (移入減移出) Net movement (Inflow less outflow)
2003 ⁽¹⁾	6 803 100	6 617 800	185 300	16 100	48 700	35 200	2 600
2004	6 842 500	6 651 200	191 300	39 500	45 100	37 400	31 800
2005	6 888 800	6 691 500	197 300	46 300	45 900	37 900	38 300
2006	6 939 700	6 736 400	203 300	50 800	44 700	38 600	44 700
2007	6 996 200	6 786 900	209 300	56 500	44 700	39 400	51 200
2008	7 058 900	6 843 600	215 300	62 700	45 200	40 200	57 600
2009	7 123 000	6 901 700	221 300	64 100	45 800	41 000	59 300
2010	7 188 500	6 961 200	227 300	65 500	46 400	41 900	61 000
2011	7 255 400	7 022 100	233 300	66 900	47 000	42 900	62 800
2012	7 321 700	7 082 400	239 300	66 200	47 400	43 900	62 800
2013	7 386 900	7 141 600	245 300	65 200	47 500	45 000	62 800
2014	7 449 700	7 198 400	251 300	62 800	47 500	46 000	61 300
2015	7 511 600	7 254 300	257 300	61 900	47 700	47 000	61 300
2016	7 572 600	7 309 300	263 300	61 000	47 800	48 100	61 300
2017	7 632 700	7 363 300	269 300	60 100	47 900	49 100	61 300
2018	7 691 800	7 416 500	275 300	59 200	48 000	50 100	61 300
2019	7 750 000	7 468 600	281 300	58 100	48 000	51 100	61 300
2020	7 807 000	7 519 700	287 300	57 100	47 900	52 100	61 300
2021	7 862 800	7 569 500	293 300	55 800	47 800	53 200	61 300
2022	7 917 300	7 617 900	299 300	54 400	47 600	54 400	61 300
2023	7 970 200	7 664 900	305 300	52 900	47 300	55 600	61 300
2024	8 020 100	7 708 800	311 300	49 900	46 900	56 800	59 800
2025	8 068 300	7 751 000	317 300	48 200	46 500	58 000	59 800
2026	8 114 800	7 791 500	323 300	46 500	46 100	59 300	59 800
2027	8 159 500	7 830 200	329 300	44 700	45 600	60 700	59 800
2028	8 202 200	7 866 900	335 300	42 800	45 100	62 100	59 800
2029	8 243 000	7 901 700	341 300	40 700	44 600	63 600	59 800
2030	8 281 700	7 934 400	347 300	38 700	44 200	65 200	59 800
2031	8 318 200	7 964 900	353 300	36 600	43 700	66 900	59 800
2032	8 352 600	7 993 300	359 300	34 400	43 400	68 800	59 800
2033	8 384 100	8 018 800	365 300	31 500	43 100	71 300	59 800

註釋: (1) 基準年人口估計。
 Note: (1) Base year population estimates.

表 2 選定年份的主要人口特徵 (不包括外籍家庭傭工)
Table 2 Significant Characteristics of the Population for Selected Years
(Foreign Domestic Helpers Excluded)

	二零零三年 年中(基準) Mid-2003 (Base)	二零零八年 年中 Mid-2008	二零一三年 年中 Mid-2013	二零一八年 年中 Mid-2018	二零二三年 年中 Mid-2023	二零二八年 年中 Mid-2028	二零三三年 年中 Mid-2033
人口 Population	6 589 100	6 815 000	7 113 000	7 395 400	7 651 300	7 868 300	8 035 200
<i>常住居民</i> <i>Usual Residents</i>	6 403 800	6 599 700	6 867 700	7 120 100	7 346 000	7 533 000	7 669 900
<i>流動居民</i> <i>Mobile Residents</i>	185 300	215 300	245 300	275 300	305 300	335 300	365 300
五年期間的 平均每年增長率 Average annual growth rate over a 5-year period	0.7%	0.7%	0.9%	0.8%	0.7%	0.6%	0.4%
性別比率 (男性數目與每千名女性的 比率) Sex ratio (males per 1 000 females)	997	950	901	857	819	783	749
人口百分比 Percentage of population							
<i>零至十四歲</i> <i>Aged 0–14</i>	16%	14%	13%	12%	12%	12%	11%
<i>十五至六十四歲</i> <i>Aged 15–64</i>	72%	73%	74%	71%	68%	64%	61%
<i>六十五歲及以上</i> <i>Aged 65 and over</i>	12%	13%	14%	17%	20%	25%	28%
撫養比率 Dependency ratio							
<i>少年兒童撫養比率</i> <i>Child dependency ratio</i>	226	191	172	173	178	183	183
<i>老年撫養比率</i> <i>Elderly dependency ratio</i>	168	171	187	232	299	386	458
<i>總撫養比率</i> <i>Overall dependency ratio</i>	395	362	359	404	477	569	641
年齡中位數 Median age	38	41	43	45	47	48	50
外籍家庭傭工數目 Number of foreign domestic helpers	213 900	243 900	273 900	296 400	318 900	333 900	348 900

註釋： 少年兒童撫養比率是十五歲以下人口數目與每千名十五至六十四歲人口的比率。
 老年撫養比率是六十五歲及以上人口數目與每千名十五至六十四歲人口的比率。
 總撫養比率是十五歲以下和六十五歲及以上人口數目與每千名十五至六十四歲人口的比率。

Notes: Child Dependency Ratio is the number of persons aged under 15 per 1 000 persons aged between 15 and 64.
 Elderly Dependency Ratio is the number of persons aged 65 and over per 1 000 persons aged between 15 and 64.
 Overall Dependency Ratio is the number of persons aged under 15 and those aged 65 and over per 1 000 persons aged between 15 and 64.

二零零四年一月至七月刊載的專題文章目錄

List of Feature Articles Published during January to July 2004

月份	文章題目	Month	Title of Article
1	(i) 香港的銀行業 (ii) 遞交電子貿易文件的最新發展 (iii) 二零零一年單親人士概況剖析	1	(i) The banking industry in Hong Kong (ii) Latest development in electronic submission of trade documents (iii) A profile of single parents, 2001
2	(i) 吸煙情況 (ii) 鐵柵內的人口 (iii) 2001至2002年工商業的創新活動統計數字	2	(i) Pattern of smoking (ii) Population behind bars (iii) Statistics on innovation activities in the business sector, 2001 - 2002
3	(i) 電子產品及電子行業統計數字 (ii) 消費物價指數及其在一九九四至二零零三年間的變動情況 (iii) 對外直接投資統計 (iv) 二零零二年香港經濟的四大支柱行業	3	(i) Statistics on electronic products and the electronics industry (ii) Consumer Price Index and its movements during 1994 - 2003 (iii) External direct investment statistics (iv) The four pillar industries in the Hong Kong economy for 2002
4	(i) 二零零三年就業綜合估計數字 (ii) 二零零三年失業率的走勢 (iii) 按運輸方式分析的香港對外商品貿易 (iv) 進出口貨品價格統計調查	4	(i) Composite employment estimates 2003 (ii) The movement of the unemployment rate in 2003 (iii) Analysis of Hong Kong's external merchandise trade by mode of transport (iv) Specification price survey of imports and exports
5	(i) 二零零零年至二零零三年本港居民到中國內地旅行的消費開支 (ii) 主要經濟行業的結構及營運特色比較 (iii) 香港對外債務統計與選定經濟體系的比較 (iv) 1998至2002年香港的研究及發展統計數字	5	(i) Consumption expenditure of Hong Kong residents travelling to the mainland of China, 2000 - 2003 (ii) A comparison of the structural and operating characteristics of major economic sectors (iii) External debt statistics of Hong Kong and selected economies (iv) Research and development statistics of Hong Kong, 1998 - 2002
6	(i) 二零零三年按區議會分區劃分的香港人口概況 (ii) 一九九八至二零零三年以離岸價值計算的香港進口 (iii) 二零零三年到中國內地作私人旅行的本港居民的社會經濟特徵 (iv) 一九九三至二零零二年運輸業的業務表現及營運特色 (v) 二零零三年香港的中醫藥業	6	(i) The profile of Hong Kong population analysed by District Council district, 2003 (ii) Hong Kong's imports measured on free on board (f.o.b.) basis, 1998 - 2003 (iii) Socio-economic characteristics of Hong Kong residents making personal travel to the mainland of China, 2003 (iv) Business performance and operating characteristics of the transport sector, 1993-2002 (v) The Chinese medicine sector in Hong Kong, 2003
7	(i) 香港服務貿易的發展 (ii) 香港的資訊科技及電訊業 (iii) 一九九四至二零零三年綜合社會保障援助計劃的統計數字 (iv) 香港人口推算 2004-2033	7	(i) Development of trade in services of Hong Kong (ii) The information technology and telecommunications sector in Hong Kong (iii) Statistics on Comprehensive Social Security Assistance Scheme, 1994-2003 (iv) Hong Kong population projections 2004-2033

二零零四年八月至十一月
政府統計處定期性統計數據發布日期一覽表
Schedule for Issuing Regular Releases of Statistical Data by
the Census and Statistics Department, August - November 2004

每年九月底，本處會向傳媒公布翌年定期性統計數據新聞發布的詳細時間表。本附錄載列未來四個月的發布日期。數據於發布日期下午四時十五分向傳媒公布。有關的新聞公布於稍後時間列載於政府統計處的網站上，網址是 <http://www.info.gov.hk/censtatd/>。發布日期下午四時十五分後致電本處，亦可查詢有關統計數據。

The date schedule for issuing regular press releases of statistical data in the ensuing year is issued to the mass media in end September of each year. This Annex gives the schedule for the coming four months. Data are issued to the media at 4:15 p.m. on the date of release. The press releases are posted shortly afterwards on the Department's website (Address-<http://www.info.gov.hk/censtatd/>). Telephone enquiries may also be made to the Department after 4:15 p.m. on the release date.

統計數據	發布日期 (日/月/年)
Statistical Data	Release Date (DD/MM/YYYY)

人口統計

Population Statistics

- | | | |
|---|------------------------------|------------|
| 1. 二零零四年年中人口數字 | Mid-year population for 2004 | 17.08.2004 |
| 查詢電話 Enquiry Telephone Number 2716 8044 | | |

勞工統計

Labour Statistics

- | | | |
|---|--|------------|
| 1. 失業及就業不足統計數字 | Unemployment and Underemployment Statistics | |
| 二零零四年五月至七月 | May - July 2004 | 19.08.2004 |
| 二零零四年六月至八月 | June - August 2004 | 16.09.2004 |
| 二零零四年七月至九月 | July - September 2004 | 19.10.2004 |
| 二零零四年八月至十月 | August - October 2004 | 18.11.2004 |
| 查詢電話 Enquiry Telephone Number 2887 5506 | | |
| 2. 就業及空缺統計 | Employment and Vacancies Statistics | |
| 二零零四年六月 | June 2004 | 20.09.2004 |
| 查詢電話 Enquiry Telephone Number 2582 4751 | | |
| 3. 薪金總額及工資統計 | Payroll and Wage Statistics | |
| 二零零四年第二季 | 2nd Quarter 2004 | 27.09.2004 |
| 查詢電話 Enquiry Telephone Number 2887 5584 | | |
| 4. 經理級與專業僱員薪金指數 | Salary Indices for Managerial and Professional Employees | |
| 二零零四年六月 | June 2004 | 09.11.2004 |
| 查詢電話 Enquiry Telephone Number 2887 5584 | | |

對外貿易統計

External Trade Statistics

- | | | |
|---|---|------------|
| 1. 對外商品貿易總計數字 | External Merchandise Trade Aggregate Figures | |
| 二零零四年七月 | July 2004 | 26.08.2004 |
| 二零零四年八月 | August 2004 | 27.09.2004 |
| 二零零四年九月 | September 2004 | 26.10.2004 |
| 二零零四年十月 | October 2004 | 26.11.2004 |
| 查詢電話 Enquiry Telephone Number 2582 5041 | | |
| 2. 按國家／地區及貨品分析的對外商品貿易統計 | External Merchandise Trade Statistics Classified by Country/Territory and Commodity | |
| 二零零四年六月 | June 2004 | 02.08.2004 |
| 二零零四年七月 | July 2004 | 02.09.2004 |
| 二零零四年八月 | August 2004 | 04.10.2004 |
| 二零零四年九月 | September 2004 | 01.11.2004 |
| 查詢電話 Enquiry Telephone Number 2582 5041 | | |

對外貿易統計 (續)

External Trade Statistics (Cont'd)

3.	對外商品貿易貨量及價格統計	Volume and Price Statistics of External Merchandise Trade	
	二零零四年六月	June 2004	24.08.2004
	二零零四年七月	July 2004	24.09.2004
	二零零四年八月	August 2004	25.10.2004
	二零零四年九月	September 2004	23.11.2004
	查詢電話 Enquiry Telephone Number 2582 4914		
4.	按產品所屬工業劃分的本港製造業產品出口統計	Domestic Export Statistics Classified by Industrial Origin	
	二零零四年第二季	2nd Quarter 2004	10.08.2004
	二零零四年第三季	3rd Quarter 2004	11.11.2004
	查詢電話 Enquiry Telephone Number 2805 6641		
5.	船隻、港口貨物及貨櫃統計	Statistics on Vessels, Port Cargo and Containers	
	二零零四年第二季	2nd Quarter 2004	10.09.2004
	查詢電話 Enquiry Telephone Number 2582 4889		
6.	涉及外發中國內地加工貿易統計	Statistics on Trade Involving Outward Processing in the Mainland of China	
	二零零四年第二季	2nd Quarter 2004	21.09.2004
	查詢電話 Enquiry Telephone Number 2565 7446		

物價統計

Price Statistics

1.	消費物價指數	Consumer Price Index	
	二零零四年七月	July 2004	23.08.2004
	二零零四年八月	August 2004	23.09.2004
	二零零四年九月	September 2004	21.10.2004
	二零零四年十月	October 2004	23.11.2004
	查詢電話 Enquiry Telephone Number 2805 6401		

國民收入及國際收支平衡統計

National Income and Balance of Payments Statistics

1.	本地生產總值	Gross Domestic Product	
	二零零四年第二季 ⁽¹⁾	2nd Quarter 2004 ⁽¹⁾	27.08.2004
	二零零四年第三季 ⁽²⁾	3rd Quarter 2004 ⁽²⁾	26.11.2004
	查詢電話 Enquiry Telephone Number 2582 4787		

- 註： (1) 財政司司長辦公室轄下的經濟分析及方便營商處的經濟分析部發布有關二零零四年半年經濟報告及二零零四年全年本地生產總值暨物價預測第二次修訂的新聞稿時，二零零四年第二季本地生產總值亦於該新聞稿中發布。政府統計處不會在當日就二零零四年第二季的本地生產總值另發新聞稿。
- (2) 財政司司長辦公室轄下的經濟分析及方便營商處的經濟分析部發布有關二零零四年第三季經濟報告及二零零四年全年本地生產總值暨物價預測最後修訂的新聞稿時，二零零四年第三季本地生產總值亦於該新聞稿中發布。政府統計處不會在當日就二零零四年第三季的本地生產總值另發新聞稿。

- Notes: (1) The Economic Analysis Division of the Economic Analysis and Business Facilitation Unit under the Financial Secretary's Office will issue a press release on the Half-yearly Economic Report 2004 and second update of GDP and prices forecasts for 2004 as a whole. The GDP for the second quarter of 2004 will also be released there. No separate press release on the GDP for the second quarter of 2004 will be issued by the Census and Statistics Department on that day.
- (2) The Economic Analysis Division of the Economic Analysis and Business Facilitation Unit under the Financial Secretary's Office will issue a press release on the Third Quarter Economic Report 2004 and final update of GDP and prices forecasts for 2004 as a whole. The GDP for the third quarter of 2004 will also be released there. No separate press release on the GDP for the third quarter of 2004 will be issued by the Census and Statistics Department on that day.

國民收入及國際收支平衡統計 (續)

National Income and Balance of Payments Statistics (Cont'd)

2.	以固定價格計算按經濟活動劃分的 按季本地生產總值 二零零四年第二季	Quarterly Constant Price Gross Domestic Product by Economic Activity 2nd Quarter 2004	27.09.2004
	查詢電話 Enquiry Telephone Number 2116 5188		
3.	本地居民生產總值及對外要素收益 流動數字 二零零四年第二季	Gross National Product and External Factor Income Flows 2nd Quarter 2004	20.09.2004
	查詢電話 Enquiry Telephone Number 2116 5101		
4.	國際收支平衡統計 二零零四年第二季	Balance of Payments Statistics 2nd Quarter 2004	27.09.2004
	查詢電話 Enquiry Telephone Number 2116 8660		

其他各類統計

Various Other Types of Statistics

1.	零售業銷貨額統計 二零零四年六月 二零零四年七月 二零零四年八月 二零零四年九月	Retail Sales Statistics June 2004 July 2004 August 2004 September 2004	06.08.2004 06.09.2004 08.10.2004 08.11.2004
	查詢電話 Enquiry Telephone Number 2802 1367		
2.	工業生產指數和製造業生產者 價格指數 二零零四年第二季	Quarterly Index of Industrial Production and Quarterly Producer Price Indices for Manufacturing Industries 2nd Quarter 2004	17.09.2004
	查詢電話 Enquiry Telephone Number 2805 6641		
3.	建造工程完成量統計 二零零四年第二季	Construction Output Statistics 2nd Quarter 2004	17.09.2004
	查詢電話 Enquiry Telephone Number 2805 6424		
4.	食肆的收入及購貨額統計 二零零四年第二季 二零零四年第三季	Restaurant Receipts and Purchases Statistics 2nd Quarter 2004 3rd Quarter 2004	13.08.2004 15.11.2004
	查詢電話 Enquiry Telephone Number 2802 1367		
5.	服務行業按季業務收益指數 二零零四年第二季	Quarterly Business Receipts Indices for Service Industries 2nd Quarter 2004	17.09.2004
	查詢電話 Enquiry Telephone Number 2802 1269		
6.	按季業務展望統計調查結果 二零零四年第三季 二零零四年第四季	Results of the Quarterly Business Tendency Survey 3rd Quarter 2004 4th Quarter 2004	02.08.2004 01.11.2004
	查詢電話 Enquiry Telephone Number 2805 6112		

政府統計處刊物一覽 (截至二零零四年七月一日)

List of Publications of the Census and Statistics Department (as at 1.7.2004)

名稱	Title	Latest Issue##	售價(港元) Price(HK\$)		
			印刷版	下載版	
			Hardcopy	Softcopy	
			不包括 郵費	連本地 郵費	
			Not Including Postage	Including Local Postage	
綜合性統計刊物	General Statistical Digests				
香港經濟趨勢 (半月刊)	Hong Kong Economic Trends (<i>half-monthly</i>)	30/6/2004	12.0	15.0	9.0
香港統計月刊 ** §	Hong Kong Monthly Digest of Statistics ** §	6/2004	65.0	81.5	48.8
香港統計年刊 §	Hong Kong Annual Digest of Statistics §	2003	74.0	102.0	74.0
香港社會及經濟趨勢 (雙年刊) §	Hong Kong Social and Economic Trends (<i>biennial</i>) §	2003	100.0	116.4	100.0
香港的發展(1967 - 2002) - 統計圖表集 (特刊) §	A Graphic Guide on Hong Kong's Development (1967 - 2002) (<i>ad hoc</i>) §	-	38.0	54.4	38.0
香港統計數字一覽 (年刊) ++	Hong Kong in Figures (<i>annual</i>) ++	2004	<-----免費 Free ----->		
對外貿易	External Trade				
商品貿易統計	Merchandise Trade Statistics				
香港商品貿易統計：	Hong Kong Merchandise Trade Statistics：				
進口 (月刊)	Imports (<i>monthly</i>)	4/2004	197.0	225.0	147.8
港產品出口及轉口 (月刊)	Domestic Exports and Re-exports (<i>monthly</i>)	4/2004	197.0	225.0	147.8
周年附刊，按國家及貨品劃分：	Annual Supplement, Country by Commodity：				
- 進口	- Imports	2003	208.0	236.0	208.0
- 港產品出口及轉口	- Domestic Exports and Re-exports	2003	208.0	255.0	208.0
上述商品貿易統計刊物亦備電腦輸出縮微 膠片 (COM)+：	The above merchandise trade statistics publications are also available in Computer Output Microfiche (COM) +：				
進口 (月刊)	Imports (<i>monthly</i>)	4/2004	52.5	55.5	-
港產品出口 (月刊)	Domestic Exports (<i>monthly</i>)	4/2004	33.0	36.0	-
轉口 (月刊)	Re-exports (<i>monthly</i>)	4/2004	70.0	73.0	-
周年附刊	Annual Supplement				
- 進口	- Imports	2003	93.5	96.5	-
- 港產品出口	- Domestic Exports	2003	70.5	73.5	-
- 轉口	- Re-exports	2003	146.5	149.5	-
香港對外商品貿易 (月刊)	Hong Kong External Merchandise Trade (<i>monthly</i>)	4/2004	55.0	71.5	41.3
香港對外商品貿易回顧 (年刊)	Annual Review of Hong Kong External Merchandise Trade (<i>annual</i>)	2003	56.0	64.2	42.0
香港商品貿易指數 (月刊)	Hong Kong Merchandise Trade Index Numbers (<i>monthly</i>)	4/2004	15.0	19.0	11.3
對外商品貿易數字 (月刊)	External Merchandise Trade Figures (<i>monthly</i>)	5/2004	<-----免費 Free ----->		
按產品所屬工業劃分的港產品出口統計數字 (季刊)	Domestic Exports Statistics Classified by Industrial Origin (<i>quarterly</i>)	Q1/2004	<-----免費 Free ----->		
船務統計	Shipping Statistics				
香港船務統計 (季刊)	Hong Kong Shipping Statistics (<i>quarterly</i>)	1-3/2004	47.0	55.5	35.3
服務貿易統計	Trade in Services Statistics				
香港服務貿易統計報告 (年刊)	Report on Hong Kong Trade in Services Statistics (<i>annual</i>)	2002	38.0	42.4	28.5
國民收入	National Income				
本地生產總值 (季刊)	Gross Domestic Product (<i>quarterly</i>)	Q1/2004	28.0	32.5	21.0
本地生產總值 (年刊) ++	Gross Domestic Product (<i>annual</i>) ++	2003	52.0	60.2	39.0
本地生產總值特刊，二零零二年八月 (特刊)	Special Report on Gross Domestic Product, August 2002 (<i>ad hoc</i>)	-	46.0	54.2	46.0
國際收支平衡	Balance of Payments				
香港國際收支平衡統計 一九九七年至一九九九年 (特刊)	Balance of Payments Statistics of Hong Kong 1997 to 1999 (<i>ad hoc</i>)	-	14.0	18.0	14.0
香港國際收支平衡統計 (季刊)	Balance of Payments Statistics of Hong Kong (<i>quarterly</i>)	Q1/2004	24.0	28.0	18.0
勞工	Labour				
勞動人口、就業及空缺統計	Labour Force, Employment and Vacancy Statistics				
綜合住戶統計調查按季統計報告書	Quarterly Report on General Household Survey	1-3/2004	38.0	46.5	28.5
就業及空缺按季統計報告	Quarterly Report of Employment and Vacancies Statistics	3/2004	30.0	34.5	22.5
建築地盤就業及空缺按季統計報告	Quarterly Report of Employment and Vacancies at Construction Sites	3/2004	24.0	28.0	18.0

政府統計處刊物一覽 (截至二零零四年七月一日) (續)

List of Publications of the Census and Statistics Department (as at 1.7.2004) (Cont'd)

名稱	Title	最新期號## Latest Issue##	售價(港元) Price(HK\$)		
			印刷版 Hardcopy	下載版 Softcopy	
			不包括 郵費 Not Including Postage	連本地 郵費 Including Local Postage	
勞動人口、就業及空缺統計 (續)	Labour Force, Employment and Vacancy Statistics (Cont'd)				
就業及空缺統計 (詳細統計表) (年刊):	Employment and Vacancies Statistics (Detailed Tables) (annual):				
甲系列 (服務業)	Series A (Services Sectors)	2003	55.0	71.4	55.0
乙系列 (批發、零售、飲食及酒店業)	Series B (Wholesale and Retail Trades, Restaurants and Hotels)	2003	35.0	39.4	35.0
丙系列 (工業)	Series C (Industrial Sectors)	2003	90.0	106.4	67.5
丁系列 (進出口貿易業)	Series D (Import/Export Trades)	2003	29.0	33.0	21.8
工資及勞工收入統計	Wages and Labour Earnings Statistics				
工資及薪金總額按季統計報告	Quarterly Report of Wage and Payroll Statistics	3/2004	33.0	41.5	24.8
經理級與專業僱員薪金及僱員福利統計報告 (高層管理人員除外) (年刊) §	Report of Salaries and Employee Benefits Statistics Managerial and Professional Employees (Excluding Top Management) (annual) §	2003	20.0	24.4	20.0
僱用於政府建築工程的工人每日平均工資 (月刊)	Average Daily Wages of Workers Engaged in Government Building and Construction Projects (monthly)	4/2004	<-----免費 Free----->		
人力統計	Manpower Statistics				
二零零二年人力培訓及工作技能需求機構單位統計調查報告 (特刊)	Report on 2002 Establishment Survey on Manpower Training and Job Skills Requirements (ad hoc)	-	48.0	56.2	48.0
消費物價及住戶開支	Consumer Prices and Household Expenditure				
消費物價指數月報	Monthly Report on the Consumer Price Index	5/2004	34.0	38.5	25.5
消費物價指數年報	Annual Report on the Consumer Price Index	2003	36.0	44.2	27.0
一九九年至二零零零年住戶開支統計調查及重訂消費物價指數基期 (特刊)	1999/2000 Household Expenditure Survey and the Rebasing of the Consumer Price Indices (ad hoc)	-	28.0	36.2	28.0
工商業	Commerce and Industry				
工業生產	Industrial Production				
工業生產按年統計調查報告	Report on Annual Survey of Industrial Production	2002	44.0	52.2	33.0
工業生產按季指數	Quarterly Index of Industrial Production	Q1/2004	7.0	10.0	5.3
製造業按季生產者價格指數	Quarterly Producer Price Indices for Manufacturing Industries	Q1/2004	6.0	9.0	4.5
紡織業生產按季統計數字	Quarterly Textile Production Statistics	Q4/2003	4.0	7.0	4.0
經銷及服務業	Distribution and Services				
批發、零售、進口與出口貿易、食肆及酒店按年統計調查報告	Report on Annual Survey of Wholesale, Retail and Import and Export Trades, Restaurants and Hotels	2002	46.0	54.2	34.5
食肆的收入及購貨額按季統計調查報告	Report on Quarterly Survey of Restaurant Receipts and Purchases	Q1/2004	4.0	7.0	3.0
零售業銷貨額按月統計調查報告	Report on Monthly Survey of Retail Sales	4/2004	7.0	10.0	5.3
運輸及有關服務按年統計調查報告	Report on Annual Survey of Transport and Related Services	2002	38.0	42.0	28.5
倉庫、通訊、財務、保險及商用服務按年統計調查報告	Report on Annual Survey of Storage, Communication, Financing, Insurance and Business Services	2002	36.0	44.2	27.0
服務行業按季業務收益指數	Quarterly Business Receipts Indices for Service Industries	Q1/2004	8.0	11.0	6.0
服務業統計摘要 (年刊)	Statistical Digest of the Services Sector (annual)	2003	94.0	110.4	94.0
服務業統計摘要按季補充資料	Quarterly Supplement to Statistical Digest of the Services Sector	Q3/2003	65.0	73.2	65.0
屋宇建築及建造	Building and Construction				
屋宇建築、建造及地產業按年統計調查報告	Report on Annual Survey of Building, Construction and Real Estate Sectors	2002	34.0	38.0	25.5
建造工程完成量按季統計調查報告	Report on the Quarterly Survey of Construction Output	Q1/2004	14.0	18.0	10.5
特選建築材料平均批發價格 (月刊)	Average Wholesale Prices of Selected Building Materials (monthly)	3/2004	<-----免費 Free----->		
政府合約的工資及材料成本指數 (月刊)	Index Numbers of the Costs of Labour and Selected Materials Used in Government Contracts (monthly)	3/2004	<-----免費 Free----->		
公營建築工程的工資及材料成本指數 (1995年6月=100) (月刊)	Index Numbers of the Costs of Labour and Materials Used in Public Sector Construction Projects (June 1995=100) (monthly)	3/2004	<-----免費 Free----->		
公營建築工程的工資及材料成本指數 (2003年4月=100) (月刊)	Index Numbers of the Costs of Labour and Materials Used in Public Sector Construction Projects (April 2003=100) (monthly)	4/2004	<-----免費 Free----->		
能源	Energy				
香港能源統計 (季刊)	Hong Kong Energy Statistics (quarterly)	Q1/2004	14.0	18.0	10.5
香港能源統計 (年刊)	Hong Kong Energy Statistics (annual)	2003	28.0	32.0	21.0

政府統計處刊物一覽 (截至二零零四年七月一日) (續)

List of Publications of the Census and Statistics Department (as at 1.7.2004) (Cont'd)

名稱	Title	最新期號##	售價(港元) Price(HK\$)		
			印刷版	下載版	
			Hardcopy	Softcopy	
			不包括郵費	連本地郵費	
			Not Including Postage	Including Local Postage	
工商業 (續)	Commerce and Industry (Cont'd)				
其他經濟及工商業統計	Other Economic and Business Statistics				
業務展望按季統計調查報告	Report on Quarterly Business Tendency Survey	Q2/2004	15.0	19.0	11.3
手頭訂單按月統計調查	Monthly Survey of Orders-on-hand	10/2003	8.0	11.0	8.0
香港對外直接投資統計 (年刊)	External Direct Investment Statistics of Hong Kong (annual)	2002	24.0	28.0	18.0
海外公司駐香港的地區代表按年統計調查報告	Report on Annual Survey of Regional Offices Representing Overseas Companies in Hong Kong	2003	26.0	30.0	26.0
資訊科技在工商業的使用情況和普及程度按年統計調查報告	Report on Annual Survey on Information Technology Usage and Penetration in the Business Sector	2003	47.0	55.2	47.0
工商業創新活動按年統計調查報告	Report on Annual Survey of Innovation Activities in the Business Sector	2002	32.0	40.2	32.0
香港 - 資訊社會, 二零零三年版 (特刊)	Hong Kong as an Information Society, 2003 Edition (ad hoc)	-	54.0	62.2	54.0
人口	Population				
香港二零零一年人口普查	Hong Kong 2001 Population Census				
二零零一年人口普查 (特刊)	2001 Population Census (ad hoc)				
簡要報告	Summary Results	-	38.0	46.2	38.0
主要報告 - 第一冊	Main Report - Volume I	-	84.0	100.4	84.0
主要報告 - 第二冊	Main Report - Volume II	-	66.0	82.4	66.0
主要統計表	Main Tables	-	70.0	86.4	70.0
統計圖解	Graphic Guide	-	30.0	38.2	30.0
有關各區議會分區的基本統計表	Basic Tables for District Council Districts	-	34.0	42.2	34.0
有關香港島各選區的基本統計表	Basic Tables for Constituency Areas : Hong Kong Island	-	40.0	56.4	40.0
有關九龍各選區的基本統計表	Basic Tables for Constituency Areas : Kowloon	-	48.0	64.4	48.0
有關新界各選區的基本統計表	Basic Tables for Constituency Areas : New Territories	-	74.0	102.0	74.0
區議會分區及選區統計表的附件 - 區域分界地圖	Boundary Maps Complementary to Tables for District Council Districts and Constituency Areas	-	122.0	150.0	-
有關各規劃統計小區的基本統計表	Basic Tables for Tertiary Planning Units	-	82.0	110.0	82.0
規劃統計小區統計表的附件 - 區域分界地圖	Boundary Maps Complementary to Tables for Tertiary Planning Units	-	42.0	50.2	-
主題性報告 - 青年	Thematic Report - Youths	-	36.0	44.2	36.0
主題性報告 - 女性及男性	Thematic Report - Women and Men	-	40.0	48.2	40.0
主題性報告 - 長者	Thematic Report - Older Persons	-	36.0	44.2	36.0
主題性報告 - 少數族裔人士	Thematic Report - Ethnic Minorities	-	44.0	52.2	44.0
主題性報告 - 內地來港定居未足七年人士	Thematic Report - Persons from the Mainland Having Resided in Hong Kong for Less Than 7 Years	-	38.0	46.2	38.0
主題性報告 - 單親人士	Thematic Report - Single Parents	-	36.0	44.2	36.0
其他與人口有關的刊物	Other Publications relating to Population				
香港人口推算 2004-2033 (特刊)	Hong Kong Population Projections 2004-2033 (ad hoc)	-	28.0	36.2	21.0
香港人口生命表 1998-2033 (特刊)	Hong Kong Life Tables 1998-2033 (ad hoc)	-	28.0	32.4	21.0
香港人口趨勢 1981-2001 (特刊)	Demographic Trends in Hong Kong 1981-2001 (ad hoc)	-	28.0	36.2	28.0
社會資料	Social Data				
從綜合住戶統計調查搜集所得的社會資料第三 五號專題報告書 (特刊): 在中國內地工作的香港居民	Social Data Collected via the General Household Survey Special Topics Report No. 35 (ad hoc): Hong Kong residents working in the mainland of China	-	44.0	48.4	44.0
主題性住戶統計調查第八號報告書 (特刊): 香港居民在內地居住的情況及意向	Thematic Household Survey Report No. 18 (ad hoc): Hong Kong Residents' Experience of and Aspiration for Taking Up Residence in the Mainland	-	56.0	64.2	42.0
按區議會分區劃分的人口及住戶統計資料 (年刊)	Population and Household Statistics Analysed by District Council District (annual)	2003	22.0	25.7	22.0

政府統計處刊物一覽（截至二零零四年七月一日）（續）

List of Publications of the Census and Statistics Department (as at 1.7.2004) (Cont'd)

名稱	Title	最新期號##	售價(港元) Price(HK\$)		
			印刷版	下載版	
			Hardcopy	Softcopy	
			不包括 郵費	連本地 郵費	
			Not Including Postage	Including Local Postage	
社會資料 (續)	Social Data (Cont'd)				
一九九八年在香港發生的罪案及罪案事主 (特刊)	Crime and Its Victims in Hong Kong in 1998 (<i>ad hoc</i>)	-	38.0	54.4	38.0
香港的女性及男性 - 主要統計數字 (年刊)	Women and Men in Hong Kong - Key Statistics (<i>annual</i>)	2003	40.0	48.2	40.0
統計分類表	Classification Lists				
香港進出口貨物分類表（協調制度）， 二零零二年版（特刊）	Hong Kong Imports and Exports Classification List (Harmonized System), 2002 Edition (<i>ad hoc</i>)				
第一冊：第一至第 類貨物	Volume One: Commodity Section I – X	-	24.0	40.4	24.0
第二冊：第 一至至第二 二類貨物	Volume Two: Commodity Section XI – XXII	-	26.0	42.4	26.0
第三冊：按字母次序排列的貨物目錄	Volume Three: Alphabetical List of Articles	-	28.0	44.4	28.0
香港商品貿易統計分類表，二零零二年版 (特刊)	Hong Kong Merchandise Trade Statistics Classification, 2002 Edition (<i>ad hoc</i>)	-	62.0	78.4	62.0
香港標準行業分類（第一冊）(特刊)++	Hong Kong Standard Industrial Classification (Volume One) (<i>ad hoc</i>)++	-	135.0	163.0	135.0
統計發展報告	Report on Statistical Development				
統計發展概要（年刊）§§	An Outline of Statistical Development (<i>annual</i>) §§	2004	46.0	54.2	34.5

註釋： 除另有註明外，所有刊物均以中、英文對照形式出版。獲取刊物的方法載於第 A10 頁。

市民可到網上「香港統計數據書店」（網址：<http://www.statisticalbookstore.gov.hk>）購買刊物的下載版(PDF格式)。購買刊物的下載版無須繳付郵費。

Q1、Q2、Q3、Q4代表第一、第二、第三和第四季。

** 由二零零三年五月號起，《香港統計月刊》的五個選定章節(目前只提供下載版)可在網上「香港統計數據書店」（網址：<http://www.statisticalbookstore.gov.hk>）購買。有關詳情，請瀏覽該書店內「《香港統計月刊》的選定章節」一節。

++ 分別備有中文版和英文版。

+ 祇有英文版。

§ 本刊物的印刷版亦於部分郵局出售(查詢熱線：(852) 2921 2222)。

§§ 此刊物的2004年版亦備有唯讀光碟版(PDF格式)，售價為38.1港元，連本地郵費則為41.1港元。

所列售價及郵費日後或有修訂。外地郵費將於收到訂購要求後另行通知。

有關政府統計處刊物及其他統計產品的最新資料，請瀏覽本處網站內「產品及服務」一節(網址：http://www.info.gov.hk/censtatd/chinese/prod_serv/index.html)或致電刊物出版組查詢(電話：(852) 2582 3025)。

Notes: Unless otherwise specified, all publications are published in bilingual format. Means of obtaining the publications are given in page A10.

No postage fee is needed for softcopy of the publications (in PDF format), which can be purchased online at the "Statistical Bookstore, Hong Kong" (Address : <http://www.statisticalbookstore.gov.hk>).

Q1, Q2, Q3 and Q4 represent respectively the first, second, third and fourth quarter.

** As from the May 2003 issue, five selected sections of the *Hong Kong Monthly Digest of Statistics*, currently available in softcopy only, can be purchased at the online "Statistical Bookstore, Hong Kong" (Address : <http://www.statisticalbookstore.gov.hk>). For details, please visit the "Selected Sections of Hong Kong Monthly Digest of Statistics (HKMDS)" section of the Bookstore.

++ Available in separate Chinese and English versions.

+ Available in English version only.

§ Hardcopy of this publication is also put for sale at selected Post Offices (enquiry hotline: (852) 2921 2222).

§§ A CD-ROM version (in PDF format) is also available for the 2004 edition. The selling price is HK\$38.1, or HK\$41.1 if including local postage.

All quoted prices and postages are subject to revision. Postage for external mailings will be advised upon receipt of orders.

For up-to-date information of the publications and other statistical products of the Census and Statistics Department, please visit the "Products & Services" section on the website of the department (Address : http://www.info.gov.hk/censtatd/eng/prod_serv/index.html) or call the Publications Unit of the department at (852) 2582 3025.

政府統計處唯讀光碟產品一覽 (截至二零零四年七月一日)

List of CD-ROM Products of the Census and Statistics Department (as at 1.7.2004)

	售價不包括 郵費(港元) Price Not Including Postage (HK\$)	售價連本地 郵費(港元) Price Including Local Postage (HK\$)
二零零一年人口普查		
2001 Population Census		
- 統計表唯讀光碟 (不定期) ++ 載有372個常用統計表。有關統計表涉及的主題廣泛,包括人口、住戶、教育、經濟、房屋、內部遷移及人口分組等本港住戶及人口特徵。選定統計表亦載列按區議會分區/選區及規劃統計小區/街段劃分的統計數字。	1,690.0	1,711.2
- TAB on CD-ROM (ad hoc) ++ Contains 372 commonly used statistical tables. The tables cover a wide range of topics including demographic, household, education, economic, housing, internal migration and home moving, and population sub-group characteristics of the households and population in Hong Kong. There are also geographical breakdown of the statistics by District Council District/Constituency Area and Tertiary Planning Unit/Street Block in selected tables.		
- 地圖唯讀光碟 (不定期) 以常用的格式提供一套數碼化的香港地圖,內載的地域分界數碼地圖包括香港海岸線、區議會分區/選區分界、規劃統計小區(及其合併組)分界、街段-小合併組分界及新市鎮分界。配合適當的電腦軟件,這套數碼地圖可把載於《二零零一年人口普查-統計表唯讀光碟》內的統計數據作地理顯示之用。	840.0	857.0
- MAP on CD-ROM (ad hoc) Contains a set of digital maps of Hong Kong in commonly used formats. The digital maps for geographical delineation included therein are Coastline of Hong Kong, District Council District/Constituency Area Boundary, Tertiary Planning Unit (and Groupings) Boundary, Small Street Block Group Boundary and New Town Boundary. When used with suitable computer software, the digital maps can be used for geographical presentation of the statistical data contained in the 2001 Population Census - TAB on CD-ROM.		
關於購買以上兩套光碟事宜,請致電人口統計組 (電話:(852) 2716 8025)。	Please call the Demographic Statistics Section at (852) 2716 8025 for matters relating to the purchase of the above two sets of CD-ROM.	
- 普查易2001 (不定期) 普查易2001人口普查光碟套裝是一套功能強大的知識為本產品,它能幫助使用者有效地進行客戶資訊分析和客戶關係管理的工作。普查易2001光碟內載有超過400個由政府統計處提供的香港二零零一年人口普查統計表,分區數碼地圖及功能超卓的地理訊息系統,當中包含了全香港居民的人口特徵、經濟、教育、住戶、房屋等統計數據,使用者可以透過簡單和容易使用的功能介面,來選擇和提取資料。	- Hong Kong CensusPro 2001 (ad hoc) This CD-ROM product is a powerful knowledge-based product that enables users to perform customer profiling and Customer Relationship Management (CRM) easily and efficiently. CensusPro 2001 includes over 400 statistical tables of the Hong Kong 2001 Population Census provided by the Census and Statistics Department, digital boundary maps, and the superb Geographical Information System (GIS) functions and features. Statistical data on the demographic, economic, education, household and housing characteristics of the population are included and can be easily selected and retrieved through intuitive and easy-to-use application interface.	
普查易2001共有4種資料輸出模式:主題性地圖、預設格式報表、統計圖表、及檔案匯出(支援數據庫/試算表/純文字等格式)。普查易2001光碟可應用於規劃業務策略、直接市場推廣或宣傳、客戶資料分析、以及作其他的商業性分析等。	CensusPro 2001 provides output in mainly 4 ways: thematic maps, formatted reports, bar/pie charts, and export files in dbf/Excel files/text files. CensusPro 2001 can be used in areas like strategic business/service planning, direct marketing and promotion, customer analysis and profiling, and many other business analysis purposes and applications.	
- SUPERMAP Hong Kong 2001 (不定期) • 涵蓋全面的人口普查數據,配合最新數碼地圖作介面 • 採用具世界領導地位之地理信息系統進行處理及分析 • 可作多重圖像化分析人口普查數據 • 有助機構進行深入的市場及客戶資訊分析	- SUPERMAP Hong Kong 2001 (ad hoc) • Covers comprehensive population census datasets with the use of the latest digital maps as interface • Manipulates and analyses through employing world leading Geographical Information System (GIS) technology • Provides multiple views of population census data • Helps organizations with in-depth market analysis or customer profiling through data linkage	
) 這光碟產品由Info Mapping (Hong Kong) Limited生產及銷售。有關查詢及訂購,請直接與該公司聯絡。(電話:(852) 2779 6088))。This CD-ROM is produced and marketed by the Info Mapping (Hong Kong) Limited. For enquiries and purchase, please contact the company direct at (852) 2779 6088.	
) 這些光碟產品由數碼門有限公司生產及銷售。有關查詢及訂購,請直接與該公司聯絡(電話:(852) 2811 0079))。These CD-ROMs are produced and marketed by Smartal Solutions Limited. For enquiries and purchase, please contact the company direct at (852) 2811 0079.	

List of CD-ROM Products of the Census and Statistics Department (as at 1.7.2004) (Cont'd)

For up-to-date information of the publications and other statistical products of the Census and Statistics Department, please visit the "Products & Services" section on the website of the department (Address: http://www.info.gov.hk/censtatd/eng/prod_serv/index.html) or call the Publications Unit of the department at (852) 2582 3025.

獲取政府統計處刊物及其他統計產品的方法

Means of Obtaining Publications and Other Statistical Products of the Census and Statistics Department

網上銷售服務

互聯網用戶可在「香港統計數據書店」(網址：<http://www.statisticalbookstore.gov.hk>)購買刊物，並即時付款。購買刊物的下載版可即時從網上下載，而購買印刷版則會以郵遞方式送達。所有二零零四年系列的期刊及二零零四年出版的年刊和特刊的下載版定價均為印刷版的百分之七五。用戶亦可於網上安排訂閱期刊或行將出版的刊物。

除刊物外，一些較刊物所載統計數據更詳細的統計表與及唯讀光碟產品亦於網上書店有售。「香港統計數據書店」與其他公共服務集中設於「公共服務電子化」計劃(ESD)的入門網站內(網址：<http://www.esd.gov.hk>)。

在「香港統計數據書店」選購指定刊物，可享七五折優惠，優惠期至二零零四年七月三十一日止。

郵購服務

大部分政府統計處的刊物均附有郵購表格，供訂購或按期訂閱刊物的印刷版。填妥的郵購表格可連同支付所需費用和郵費的支票或匯票寄回辦理。郵購表格亦可在政府統計處網站下載(網址：http://www.info.gov.hk/censtatd/chinese/prod_serv/forms_index.html)。

銷售中心

香港灣仔港灣道二號
灣仔政府大樓九樓
政府統計處刊物出版組
電話：(852) 2582 3025
圖文傳真：(852) 2827 1708

市民可親臨政府統計處刊物出版組購買刊物的印刷版和唯讀光碟產品(包括《統計發展概要》2004年版的唯讀光碟版)，並可即時提取，或在此訂購刊物或統計表的下載版，然後於網上提取。該組設有一個閱讀區，讓使用者在舒適的環境下翻閱陳列於架上的各類統計處出版的刊物。閱讀區也備有統計處的免費刊物，歡迎索閱。

Online Purchase

Internet users may purchase the publications online at the "Statistical Bookstore, Hong Kong" (Address : <http://www.statisticalbookstore.gov.hk>) with payment made instantly. Softcopies of the publications purchased are available for immediate downloading while hardcopies purchased will be delivered by mail. Softcopies of the 2004 series of sub-annual publications as well as annual and ad hoc publications released in 2004 are priced at 75% of their hardcopy counterparts. Subscription to sub-annual publications and advance ordering of upcoming releases are also available.

Apart from publications, softcopies of statistical tables containing more detailed statistics than those in publications and CD-ROM products are also available for sale. The Statistical Bookstore is hosted on the ESD portal (Address : <http://www.esd.gov.hk>) together with other public services.

The Statistical Bookstore is offering a special 25% discount on selected publications until 31 July 2004.

Mail Order Service

A mail order form for ordering or arranging subscription to hardcopies of the publications is available in most publications of the Census and Statistics Department. It may be completed and sent back together with a cheque or bank draft covering all necessary cost and postage. The order form is also available for downloading from the website of the Department (Address : http://www.info.gov.hk/censtatd/eng/prod_serv/forms_index.html).

Sales Centre

Publications Unit
Census and Statistics Department
19/F Wanchai Tower
12 Harbour Road, Wan Chai, Hong Kong
Tel. : (852) 2582 3025
Fax : (852) 2827 1708

Hardcopies of the publications and CD-ROM products (including the CD-ROM version of the 2004 Edition of *An Outline of Statistical Development*) are available for purchase and can be collected on the spot at the Unit. The Unit also accepts orders for softcopies of publications and statistical tables, which will be delivered online. It provides a comfortable reading area where users may browse through various publications of the Department on display. Free publications of the Department are also available for collection.

郵購表格 (只適用於印刷版)

致：香港花園道 美利大廈4樓 政府新聞處 刊物銷售小組 電話：(852) 2842 8844 或 (852) 2842 8845 圖文傳真：(852) 2598 7482	售價			請註明 刊期(月份/季/ 期號及年份)		合計 所需的 期數 (b)	總計 (港元) (a) x (b)
	每本 (港元) (1)	本地 郵費 (2) 及 (3) (港元)	合計 (港元) (a)	由	至		
1. 香港統計月刊 (二零零四年期刊) (J470004 B0)	65.0	16.5	81.5	/2004	12/2004		
2. 香港經濟趨勢 (二零零四年期刊) (半月刊) (J410004 B0)	12.0	3.0	15.0	/2004	24/2004		
3. 香港統計年刊 (二零零三年版) (J47010300B0)	74.0	28.0	102.0	-	-		
4. 香港社會及經濟趨勢 (二零零三年版) (雙年刊) (J57290300B0)	100.0	16.4	116.4	-	-		
5. 統計發展概要 (二零零四年版) (年刊) ⁽⁴⁾ (J33110400B0)	46.0	8.2	54.2	-	-		
6. 香港的發展 (1967-2002) - 統計圖表集 (J69090300B0)	38.0	16.4	54.4	-	-		
7. 香港人口推算 2004-2033 (J33562033B0)	28.0	8.2	36.2	-	-		
8. 香港人口生命表 1998-2033 (J33572033B0)	28.0	4.4	32.4	-	-		
9.							

本人現附上支票(編號：_____) 港幣_____元，購買上述刊物。
(註：支票應予劃線，並註明支付「香港特別行政區政府」。)

姓名：_____ 職銜：_____

機構名稱：_____ 地址：_____

電話：_____ 圖文傳真：_____

日期：_____

- 註： (1) 此為印刷版的售價。請注意，除印刷版外，大部分刊物均備有下載版可供選購。所有二零零四年系列的期刊及二零零四年出版的年刊和特刊的下載版定價均為印刷版的75%。如欲訂購或定期訂閱本處出版刊物的下載版，請到網上「香港統計數據書店」(<http://www.statisticalbookstore.gov.hk>)。
- (2) 外地訂購人士暫時毋須附上支票，所需郵費將於收到訂購要求後另行通知。
- (3) 訂購超過一本相同名稱的年刊或特刊，請向政府新聞處查詢所需本地郵費 (電話：(852) 2842 8844 或 (852) 2842 8845，圖文傳真：(852) 2598 7482)。
- (4) 此刊物亦備有唯讀光碟版，每隻售價為38.1港元。如欲訂購，請到網上「香港統計數據書店」(<http://www.statisticalbookstore.gov.hk>)。

你在表格上所提供的資料，只會用作辦理書刊訂購事宜，不會向任何和訂購無關的人士透露。如欲查看或更改所填報的資料，請與政府新聞處刊物銷售小組聯絡。地址：香港花園道美利大廈4樓。



Mail Order Form (Applicable to hardcopies only)

To : Publications Sales Section Information Services Department 4/F, Murray Building Garden Road Hong Kong Tel. : (852) 2842 8844 or (852) 2842 8845 Fax : (852) 2598 7482		Price			Please indicate Month/Quarter/ Issue no. and Year		Total no. of issue(s) required (b)	Total amount (HK\$) (a) x (b)
		Per copy (HK\$) (1)	Local postage (2) & (3) (HK\$)	Total (HK\$) (a)	From	To		
1.	Hong Kong Monthly Digest of Statistics 2004 issues (J470004 B0)	65.0	16.5	81.5	/2004	12/2004		
2.	Hong Kong Economic Trends 2004 issues (half-monthly) (J410004 B0)	12.0	3.0	15.0	/2004	24/2004		
3.	Hong Kong Annual Digest of Statistics 2003 edition (J47010300B0)	74.0	28.0	102.0	-	-		
4.	Hong Kong Social and Economic Trends 2003 edition (biennial) (J57290300B0)	100.0	16.4	116.4	-	-		
5.	An Outline of Statistical Development 2004 edition (annual) ⁽⁴⁾ (J33110400B0)	46.0	8.2	54.2	-	-		
6.	A Graphic Guide on Hong Kong's Development (1967-2002) (J69090300B0)	38.0	16.4	54.4	-	-		
7.	Hong Kong Population Projections 2004-2033 (J33562033B0)	28.0	8.2	36.2	-	-		
8.	Hong Kong Life Tables 1998-2033 (J33572033B0)	28.0	4.4	32.4	-	-		
9.								

I enclose a cheque (No. _____) of HK\$ _____ for the payment of the above order. (Note : Please have the cheque crossed and made payable to 'The Government of the Hong Kong Special Administrative Region' or 'The Government of the HKSAR'.)

Name : _____ Title of post : _____

Name of organization : _____ Address : _____

Tel. : _____ Fax : _____

Date : _____

- Notes:
- (1) These refer to the prices of the hardcopies. Apart from hardcopies, please note that softcopies are also available for sale. Softcopies of the 2004 series of sub-annual publications as well as annual and ad hoc publications released in 2004 are priced at 75% of their hardcopy counterparts. For ordering or arranging subscription to softcopies, please visit the online "Statistical Bookstore, Hong Kong" (<http://www.statisticalbookstore.gov.hk>).
 - (2) For mailings to addresses outside Hong Kong, please do not send in a cheque now. The required postage will be advised upon receipt of order.
 - (3) For an order of more than one copy of an annual or ad hoc publication with the same title, please consult the Information Services Department about the required local postage. (Tel.: (852) 2842 8844 or (852) 2842 8845, Fax: (852) 2598 7482).
 - (4) This publication is also available in CD-ROM version at HK\$38.1 per copy. For ordering, please visit the "Statistical Bookstore, Hong Kong" (<http://www.statisticalbookstore.gov.hk>).

The information provided herein will only be used for processing your order of publications and will not be disclosed to parties which are not involved in the processing. You may seek access to or correction of the information by addressing your request to the Publications Sales Section, Information Services Department, 4/F, Murray Building, Garden Road, Hong Kong.





訂閱表格 (只適用於印刷版)
香港統計月刊二零零四年期刊

Subscription Form (Applicable to hardcopies only)
Hong Kong Monthly Digest of Statistics 2004 Issues

致：香港灣仔港灣道 二號
灣仔政府大樓 九樓
政府統計處綜合統計組 (一) 乙
電話：(852)2582 3025 圖文傳真：(852)2827 1708

To: General Statistics Section (1) B,
Census and Statistics Department
19/F., Wanchai Tower,
12 Harbour Road, Wan Chai, Hong Kong.
Tel.: (852) 2582 3025 Fax: (852) 2827 1708

請在適當空格 () 內加上 (✓) 號。Please tick (✓) in the appropriate box (). (港元 HK\$)

刊物名稱 Title of Publication	每本 售價 Price per copy (1)	每本 本地郵費 Local postage (2) & (3)	每本 合計 Total price (a)	期數 No. of issues (b)	總計 Total amount (a) x (b)
<input type="checkbox"/> 香港統計月刊 二零零四年期刊一月至 二月 (共 二期) Hong Kong Monthly Digest of Statistics, 2004 January to December 2004 (total 12 issues)	65.0	16.5	81.5	12	978.0
<input type="checkbox"/> 香港統計月刊 二零零四年期刊____月至十二月 (共____期) Hong Kong Monthly Digest of Statistics, 2004 _____ to December 2004 (total _____ issues)	65.0	16.5	81.5		
<input type="checkbox"/>					
合計 Total					

本人現附上支票 (編號：) 港幣 元，購買上述刊物。
I enclose a cheque (No.) of HK\$ for the payment of the above order.

註：支票應予劃線，並註明支付「香港特別行政區政府」。

Note: Cheque should be crossed and made payable to 'The Government of the Hong Kong Special Administrative Region' or 'The Government of the HKSAR'.

訂戶資料 Subscriber's Information

姓名 Name: 機構名稱 Name of organization: _____
職銜 Title of post: 地址 Address: _____
部門 Department: _____
電話 Tel.: _____
圖文傳真 Fax: _____ 日期 Date: _____

機構主要從事業務類別 Major type of business of organization:

- ☐ 進出口貿易業 Import/export trade ☐ 建造業 Construction
☐ 零售貿易業 Retail trade ☐ 金融、保險及地產業 Financing, insurance and real estate
☐ 製造業 Manufacturing ☐ 商用服務業 Business services
☐ 教育機構 Educational institution ☐ 社區、社會及個人服務業 Community, social and personal services
☐ 其他，請註明 Others, please specify _____

讀者類別 (可選多項) Type of readers (more than one choice allowed):

- ☐ 經理 Manager ☐ 市場、推廣部人員 Marketing / promotional personnel
☐ 分析員、研究員 Analyst / researcher ☐ 教師、大專院校講師 Teaching staff / lecturer
☐ 學生 Student ☐ 其他，請註明 Others, please specify _____

訂戶類別 Type of subscriber:

- ☐ 機構 Organization ☐ 私人 Individual

你是否願意收到本處推廣其他刊物的資料？Do you want to receive promotional materials of other publications of this department?

- ☐ 是 Yes ☐ 否 No HKMDS

註：(1) 此為印刷版的售價。請注意，除印刷版外，此期刊亦備有下載版可供選購，二零零四年系列的下載版定價為每期港幣 48.8 元。如欲訂閱下載版，請到網上「香港統計數據書店」(<http://www.statisticalbookstore.gov.hk>)。

Notes: This refers to the price of the hardcopy. Apart from hardcopy, please note that softcopy is also available for subscription at HK\$48.8 per issue for 2004 series. For arranging subscription to softcopies, please visit the online "Statistical Bookstore, Hong Kong" (<http://www.statisticalbookstore.gov.hk>).

(2) 外地訂購人士暫時毋須附上支票，所需郵費將於收到訂購要求後另行通知。

For mailings to addresses outside Hong Kong, please do not send in a cheque now. The required postage will be advised upon receipt of order.

(3) 訂閱超過一本相同名稱及期號的刊物，請向政府新聞處查詢所需本地郵費 (電話：(852) 2842 8844 或 (852) 2842 8845，圖文傳真：(852) 2598 7482)。

For arranging subscription to more than one copy per issue with the same title, please consult the Information Services Department about the required local postage. (Tel.: (852) 2842 8844 or (852) 2842 8845, Fax: (852) 2598 7482).

你在表格上所提供的資料，只會用作辦理書刊訂購事宜，不會向任何和訂購無關的人士透露。如欲查看或更改所填報的資料，請與政府統計處的資料管理人員聯絡。地址：香港灣仔港灣道 二號灣仔政府大樓二 一樓。

The information provided herein will only be used for processing your order of publications and will not be disclosed to parties which are not involved in the subscription of these publications. You may seek access to or correction of the information by addressing your request to the Data Controlling Officer, Census and Statistics Department, 21/F, Wanchai Tower, 12 Harbour Road, Wan Chai, Hong Kong.

香港人口推算 2004–2033 *Hong Kong Population Projections 2004–2033*

&

香港人口生命表 1998–2033 *Hong Kong Life Tables 1998–2033*

現已發售
Now Available

香港人口推算 2004–2033 Hong Kong Population Projections 2004–2033

本刊物載列二零零四年至二零三三年的香港人口推算，其中包括：

- 按年齡組別及性別劃分的推算人口
- 推算方法
- 生育、死亡及人口遷移的分析

本刊物以中英文對照版印行，備有印刷版和下載版（PDF 格式）可供選擇，售價分別為每本\$28 及\$21。

The publication presents the latest Hong Kong population projections for 2004–2033 including :

- Projected population by age group and sex
- Projection methodology
- Fertility, mortality and movement analyses

This publication is in bilingual form and is available, in both hardcopy and softcopy (in PDF format), at \$28 and \$21 respectively.



香港人口生命表 1998–2033 Hong Kong Life Tables 1998–2033

本刊物載列一九九八年至二零零三年及未來基準年（即二零零八年、二零一三年、二零一八年、二零二三年、二零二八年及二零三三年）按年齡及性別劃分的香港人口生命表。人口生命表是展示整體人口的死亡情況及研究壽命長短的寶貴工具。


本刊物以中英文對照版印行，備有印刷版和下載版（PDF 格式）可供選擇，售價分別為每本\$28 及\$21。

The publication presents the life tables by age and sex for the years 1998–2003 and the future benchmark years 2008, 2013, 2018, 2023, 2028 and 2033. Life table is a valuable statistical device for presenting the mortality situation of a population and is also a valuable analytical tool for studying life expectancy.

This publication is in bilingual form and is available, in both hardcopy and softcopy (in PDF format), at \$28 and \$21 respectively.



有關刊物的銷售途徑，請參閱本月刊內第A10頁。此外，這兩本刊物的郵購表格亦刊載於第A11頁。
For the purchase channels of the publication, please see page A10 of this Digest. A mail order form is also available on page A12 for ordering these two publications.



**備有印刷版及下載版
售價分別為每期 \$24 及 \$18
請即訂閱！**

**Available in both hardcopy
and softcopy at \$24 and \$18
per issue respectively!
Please subscribe now!**

香港國際收支平衡統計 按季報告（二零零四年期刊）

Quarterly Report of Balance of Payments Statistics of Hong Kong (2004 Issues)

本季刊載錄最新國際收支平衡及有關統計數字，包括對外債務及國際投資頭寸數字：

This quarterly publication contains the latest Balance of Payments (BoP) and related statistics, including External Debt (ED) and International Investment Position (IIP) :

✧ 概念及定義

✧ Concepts and definitions

✧ 資料來源

✧ Data sources

✧ 有關統計數字的闡釋

✧ Interpretation of relevant statistics

✧ 詳細的統計表及統計圖

✧ Detailed statistical tables and charts

有關刊物的銷售途徑，請參閱本月刊內第A10頁。此外，刊物的訂閱表格亦刊載於下頁。

For the purchase channels of the publication, please see page A10 of this Digest. A subscription form is also available on the following page for ordering the publication.



訂閱表格 (只適用於印刷版)
香港國際收支平衡統計按季報告 (二零零四年期刊)

Subscription Form (Applicable to hardcopies only)

Quarterly Report of Balance of Payments Statistics of Hong Kong (2004 Issues)

致：香港九龍新蒲崗太子道東 698 號
寶光商業中心 6 樓 602-606 室
政府統計處國際收支平衡統計組 (一) —
(電話：(852) 2116 8678 傳真：(852) 2116 0278)

To：Balance of Payments Section(1)1,
Census and Statistics Department,
Unit 602-606, 6/F, Stelux House, 698 Prince Edward Road East,
San Po Kong, Kowloon, Hong Kong.
(Tel. : (852) 2116 8678 Fax : (852) 2116 0278)

請在適當空格 (□) 內加上 (√) 號。 Please tick (√) in the appropriate box (□).

(港元 HK\$)

	刊期 Issue	刊物出版日期 Date of publication	每本售價 Price per copy (1)	每本本地郵費 Local postage (2) & (3)	每本合計 Total price (a)	本數 No. of copies (b)	總計 Total amount (a) x (b)
<input type="checkbox"/>	二零零四年第一季 First Quarter 2004 (J69000401B0)	二零零四年六月 June 2004	24.0	4.0	28.0		
<input type="checkbox"/>	二零零四年第二季 Second Quarter 2004 (J69000402B0)	二零零四年九月 September 2004	24.0	4.0	28.0		
<input type="checkbox"/>	二零零四年第三季 Third Quarter 2004 (J69000403B0)	二零零四年十二月 December 2004	24.0	4.0	28.0		
<input type="checkbox"/>	二零零四年第四季 Fourth Quarter 2004 (J69000404B0)	二零零五年三月 March 2005	24.0	4.0	28.0		
合計 TOTAL :							

本人現附上支票 (編號：_____) 港幣 _____ 元，購買上述刊物。(註：支票應予劃線，並註明支付「香港特別行政區政府」。)

I enclose a cheque (No. _____) of HK\$ _____ for the payment of the above order. (Cheque should be crossed and made payable to 'The Government of the Hong Kong Special Administrative Region' or 'The Government of the HKSAR'.)

訂戶資料 Subscriber's Information

姓名 Name : _____ 機構名稱 Name of Organization : _____
職銜 Title of Post : _____ 地址 Address : _____
部門 Department : _____
電話 Tel. : _____
傳真 Fax : _____ 日期 Date : _____

機構主要從事業務類別 Major type of business of organization :

- | | |
|---|--|
| <input type="checkbox"/> 進出口貿易業 Import/export trade | <input type="checkbox"/> 建造業 Construction |
| <input type="checkbox"/> 零售貿易業 Retail trade | <input type="checkbox"/> 金融、保險及地產業 Financing, insurance and real estate |
| <input type="checkbox"/> 製造業 Manufacturing | <input type="checkbox"/> 商用服務業 Business services |
| <input type="checkbox"/> 教育機構 Educational institution | <input type="checkbox"/> 社區、社會及個人服務業 Community, social and personal services |
| <input type="checkbox"/> 其他 Others (請註明 please specify) : _____ | |

讀者類別 Type of readers (可選多項 more than one choice allowed) :

- | | |
|---|---|
| <input type="checkbox"/> 經理 Manager | <input type="checkbox"/> 市場、推廣部人員 Marketing / promotional personnel |
| <input type="checkbox"/> 分析員、研究員 Analyst / researcher | <input type="checkbox"/> 教師、大專院校講師 Teaching staff / lecturer |
| <input type="checkbox"/> 學生 Student | <input type="checkbox"/> 其他 Others (請註明 please specify) : _____ |

訂戶類別 Type of subscriber :

- | | |
|--|--|
| <input type="checkbox"/> 機構 Organization | <input type="checkbox"/> 私人 Individual |
|--|--|

你是否願意收到本處推廣其他刊物的資料？ Do you want to receive promotional materials of other publications of this department?

- | | |
|--------------------------------|-------------------------------|
| <input type="checkbox"/> 是 Yes | <input type="checkbox"/> 否 No |
|--------------------------------|-------------------------------|

- 註：(1) 此為印刷版的售價。請注意，除印刷版外，此期刊亦備有下載版可供選擇，二零零四年系列的下載版定價為每期港幣 18 元。
Notes This refers to the price of the hardcopy. Apart from hardcopy, please note that softcopy is also available for subscription at HK\$18 per issue for 2004 series. For arranging subscription to softcopies, please visit the online "Statistical Bookstore, Hong Kong" (<http://www.statisticalbookstore.gov.hk>).
- (2) 外地訂購人士暫時毋須附上支票，所需郵費將於收到訂購要求後另行通知。
For mailings to addresses outside Hong Kong, please do not send in a cheque now. The required postage will be advised upon receipt of order.
- (3) 訂閱超過一本相同期號的刊物，請向政府新聞處查詢所需本地郵費 (電話：(852) 2842 8844 或 (852) 2842 8845，圖文傳真：(852) 2598 7482)。
For arranging subscription to more than one copy of the same issue, please consult the Information Services Department about the required local postage. (Tel.: (852) 2842 8844 or (852) 2842 8845, Fax: (852) 2598 7482).

你在表格上所提供的資料，只會用作辦理書刊訂購事宜，不會向任何和訂購無關的人士透露。如欲查看或更改所填報的資料，請與政府統計處的資料管理人員聯絡。地址：香港灣仔港灣道十二號灣仔政府大樓二十一樓。

The information provided herein will only be used for processing your order of publications and will not be disclosed to parties which are not involved in the subscription of these publications. You may seek access to or correction of the information by addressing your request to the Data Controlling Officer, Census and Statistics Department, 21/F, Wanchai Tower, 12 Harbour Road, Wan Chai, Hong Kong.

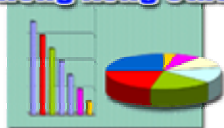
政府統計處網站 The C&SD Website

請到
Please visit <http://www.info.gov.hk/censtatd/>



網站特色 Key Features

香港統計資料 Hong Kong Statistics



最新香港統計
資料及圖表
Latest Hong Kong
statistics and charts

政府統計處簡介 About C&SD



產品及服務 Products & Services



新聞稿 Press Releases



統計數據新聞稿在公布當天
下午 5 時前在網站內看到
Press releases available by 5:00 p.m.
on the date of release

相關網頁 Web Links



連結到國際組織及
外地官方統計機構
Links to international
organizations and other
statistical authorities

服務台 Service Desk

電子郵件查詢及聯絡
E-mail enquiries & contact



專業統計
We Provide Quality Statistics



服務市民
We Serve the Community

