

# 香港統計月刊

## Hong Kong Monthly Digest of Statistics

二零零九年二月  
February 2009

**專題文章**  
*Feature Article*

香港的殘疾人士及長期病患者  
Persons with Disabilities and Chronic Diseases  
in Hong Kong

# 香港的殘疾人士及長期病患者 Persons with Disabilities and Chronic Diseases in Hong Kong

政府統計處在二零零六年十一月至二零零七年十二月期間，進行一項有關殘疾人士及長期病患者的全港性統計調查。是項統計調查旨在了解殘疾人士及長期病患者的基本概況，以及搜集有關他們的照顧者的資料。本文概述是項統計調查的主要結果。

The Census and Statistics Department conducted a territory-wide survey on persons with disabilities and chronic diseases during November 2006 to December 2007. The survey aimed to study the basic profiles of persons with disabilities and chronic diseases and to collect information about the carers of these persons. This article gives a brief account of the major findings of the survey.

如對本文有任何查詢，請致電政府統計處綜合住戶統計調查組(一) (電話：2887 5503)。

If you have any enquiries on this article, please call General Household Survey Section (1), Census and Statistics Department (Tel. : 2887 5503).

# 香港的殘疾人士及長期病患者

## Persons with Disabilities and Chronic Diseases in Hong Kong

### 1. 引言

1.1 政府統計處在二零零六年十一月至二零零七年十二月期間，進行一項有關殘疾人士及長期病患者的全港性統計調查。是項統計調查旨在了解殘疾人士及長期病患者的基本概況，以及搜集有關他們的照顧者的資料。本文概述是項統計調查的主要結果。

1.2 殘疾人士及長期病患者的統計調查分三部分進行。第一部分為於二零零六年十一月至十二月期間透過「綜合住戶統計調查」進行的「長期病患者」專題訪問，以搜集居住在住戶內的長期病患者的資料。第二部分為透過「綜合住戶統計調查」進行的「殘疾人士」專題訪問，以搜集居住在住戶內的殘疾人士的資料。為確保該統計調查能獲取有關各類殘疾人士的足夠規模的樣本作詳細統計分析，是項專題訪問的訪問期間由二零零七年一月起，持續進行一年，至二零零七年十二月止。由於專題訪問未能涵蓋居住於院舍內的殘疾人士及長期病患者，是項統計調查的第三部分為於二零零七年七月至八月期間進行的院舍統計調查，以搜集居住在提供住宿服務的院舍內的殘疾人士及長期病患者的資料。

1.3 第一部分的統計調查成功訪問了約 7 000 個根據科學方法抽選的住戶（約佔全港總住戶數目的 0.3%），回應率為 87%。第二部分的統計調查則成功訪問了約 41 000 個住戶（約佔全港總住戶數目的 1.8%），回應率為 87%。至於院舍統計調查，共抽選了約 100 間院舍進行訪問，當中約 1 800 名住院人士接受了訪問，回應率為 91%。對於該三部分的統計調查的未回應情況，編製統計調查結果時已進行適當的調整。

### 1. Introduction

1.1 The Census and Statistics Department (C&SD) conducted a territory-wide survey on persons with disabilities and chronic diseases during November 2006 to December 2007. The survey aimed to understand information on the basic profiles of persons with disabilities and chronic diseases and to collect information about the carers of these persons. This article gives a brief account of the major findings of the survey.

1.2 The survey was organised into three parts. The first part was a special topic enquiry (STE) on “Persons with chronic diseases” conducted via the General Household Survey (GHS) during November to December 2006, collecting data from persons with chronic diseases who resided in households. The second part was a STE on “Persons with disabilities” conducted via the GHS, collecting data from persons with disabilities who resided in households. In order to obtain a sufficiently large sample of persons with different types of disability for detailed statistical analysis, the fieldwork of this STE spanned over the entire year of 2007. The third part was an institutions survey conducted during July to August 2007 to collect data from those persons with disabilities and chronic diseases who resided in institutions with residential services as they were not covered in the STE.

1.3 Some 7 000 households within a scientifically selected sample (i.e. about 0.3% of all households in Hong Kong) were successfully enumerated in the first part of the survey, constituting a response rate of 87%. For the second part of the survey, some 41 000 households (i.e. about 1.8% of all households in Hong Kong) were successfully enumerated, constituting a response rate of 87%. For the institutions survey, altogether some 100 institutions were sampled and around 1 800 residents therein were successfully enumerated, constituting a response rate of about 91%. Appropriate adjustment had been applied in the compilation of survey results to take into account of the non-response situation in these three parts of survey.

## 2. 概念及定義

2.1 在是項統計調查的現行架構下，「殘疾人士」是指任何人士 (i) 經認可的醫務人員 (例如西醫及中醫，包括內科 / 普通科中醫、骨傷中醫及針灸中醫) 診斷有下列九項中至少一項情況；或 (ii) 在統計時，認為自己有下列九項的首四項中的一項或多於一項情況，並已持續或預料會持續最少六個月的時間：

- (一) 身體活動能力受限制；
- (二) 視覺有困難；
- (三) 聽覺有困難；
- (四) 言語能力有困難；
- (五) 精神病 / 情緒病；
- (六) 自閉症；
- (七) 特殊學習困難；
- (八) 注意力不足 / 過度活躍症；及
- (九) 智障。

2.2 此外，「長期病患者」是指在統計時需要長期 (即持續最少六個月的時間) 接受藥物治療、覆診或打針服藥以治療某種 (或多於一種) 疾病的人士。由於現時在香港沒有一份普遍認可的屬於器官殘障的疾病名單，故此疾病的類別及嚴重性均沒有規限。此外，所需接受的藥物治療、覆診或打針服藥的頻次亦無規限。然而，所有在統計時未經醫生確定的疾病不包括在內。同樣地，只為預防某類疾病而進行的藥物治療及診症亦不包括在內。

## 2. Concepts and Definitions

2.1 Under the present framework of the survey, “persons with disabilities” were defined as those who (i) had been diagnosed by qualified health personnel (such as practitioners of Western medicine and Chinese medicine, including herbalists, bone-setters and acupuncturists) as having one or more of the following 9 conditions; or (ii) had perceived themselves as having one or more of the first 4 of the following 9 conditions which had lasted, or were likely to last, for a period of 6 months or more at the time of enumeration:

- (a) restriction in body movement;
- (b) seeing difficulty;
- (c) hearing difficulty;
- (d) speech difficulty;
- (e) mental illness/mood disorder;
- (f) Autism;
- (g) Specific Learning Difficulties (SpLD);
- (h) Attention Deficit/Hyperactivity Disorder (AD/HD); and
- (i) intellectual disability.

2.2 Also, “persons with chronic diseases” referred to those who required long-term (i.e. lasting at least 6 months) medical treatment, consultation or medication for certain type(s) of diseases at the time of enumeration, irrespective of the type and severity of diseases (given that a commonly accepted list of diseases under visceral disability is currently not available in Hong Kong); and the frequency of the medical treatment, consultation or medication required. However, any diseases which had not yet been confirmed by medical practitioners at the time of enumeration were not included. Likewise, medical treatment and consultation for the purpose of preventing a certain type of diseases were excluded.

### 3. 殘疾人士的概況

3.1 如上文 2.1 段所述，是項統計調查所搜集的各項資料中，包括有關居住在院舍及住戶內的智障人士的資料。然而，有明確顯示，根據統計調查結果得出的居住在住戶內的智障人士數目，有低估的情況。為避免誤導讀者及歪曲是項統計調查中有關殘疾人士及長期病患者的整體統計調查結果，本文內刊載的統計調查結果將不會包括有關智障人士的統計調查結果。根據粗略的統計評估，全港智障人士的總數可能為 67 000 人至 87 000 人左右，即代表全港智障人士的普遍率為 1.0% 至 1.3%。

3.2 撇除智障人士，估計在統計期間約 361 300 人有一項或多於一項下列的殘疾類別：（一）身體活動能力受限制；（二）視覺有困難；（三）聽覺有困難；（四）言語能力有困難；（五）精神病／情緒病；（六）自閉症；（七）特殊學習困難；及（八）注意力不足／過度活躍症。有該些殘疾類別人士的整體普遍率（以佔全港人口的百分比計算）為 5.2%。（圖一）

3.3 按選定的殘疾類別分析，約 187 800 人表示身體活動能力受限制（在整體人口內的普遍率為 2.7%），122 600 人視覺有困難（普遍率為 1.8%），92 200 人聽覺有困難（普遍率為 1.3%），28 400 人言語能力有困難（普遍率為 0.4%），86 600 人有精神病／情緒病（普遍率為 1.3%），3 800 人有自閉症（普遍率為 0.1%），9 900 人有特殊學習困難（普遍率為 0.1%）及 5 500 人有注意力不足／過度活躍症（普遍率為 0.1%）。（圖一）

### 3. General Profile of Persons with Disabilities

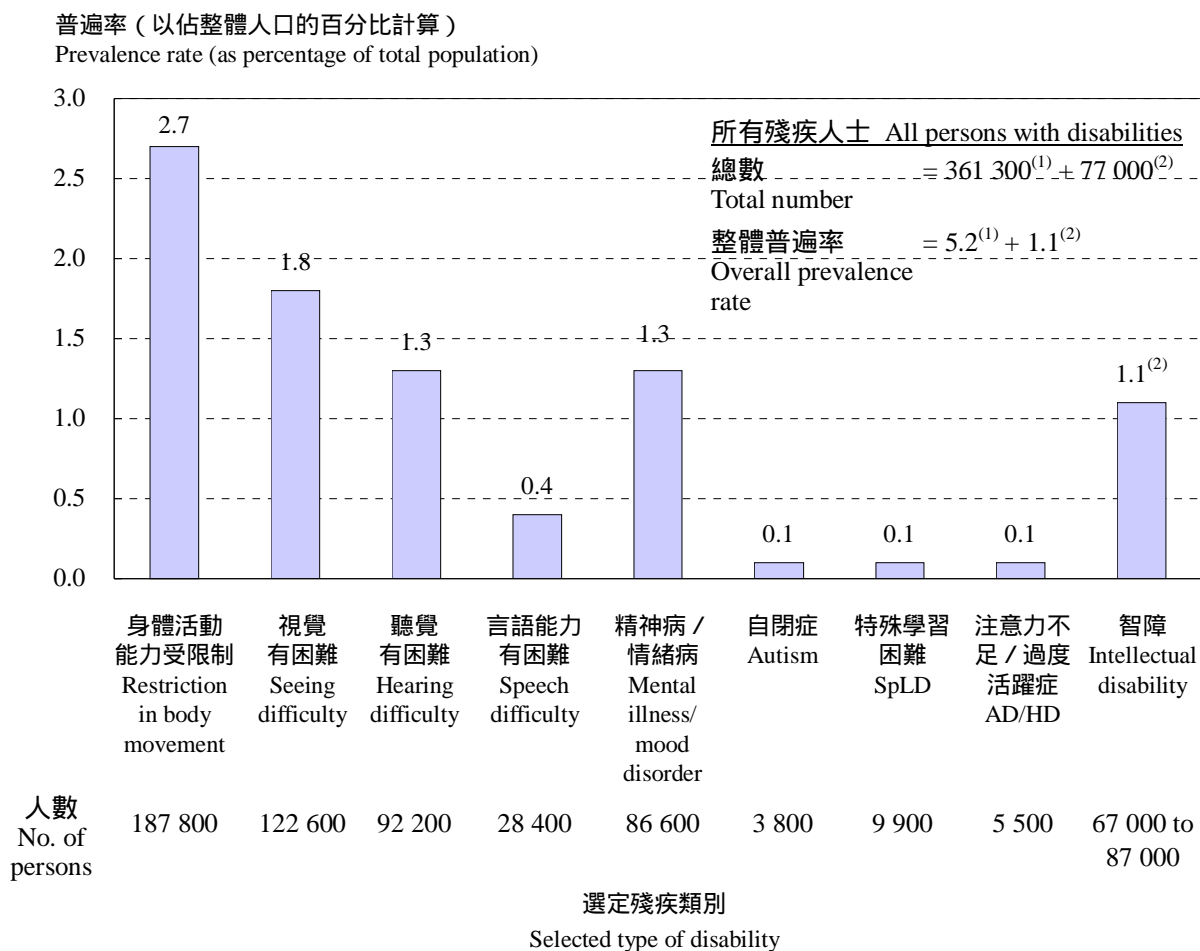
3.1 As mentioned in paragraph 2.1 above, the survey collected, among others, information on persons with intellectual disability residing in institutions and in households. However, there was strong indication of under-estimation in respect of the number of persons with intellectual disability residing in households as derived from the survey findings. In order to avoid misleading data users and distorting the overall survey results on persons with disabilities and chronic diseases, the survey results presented in this article do not cover those pertaining to persons with intellectual disability. A crude statistical assessment indicated that the total number of persons with intellectual disability in Hong Kong was likely to be in the region of 67 000 to 87 000, representing a prevalence rate of some 1.0% to 1.3% for persons with intellectual disability in Hong Kong.

3.2 Excluding persons with intellectual disability, it was estimated that there were a total of some 361 300 persons had one or more of the following types of disability : (a) restriction in body movement; (b) seeing difficulty; (c) hearing difficulty; (d) speech difficulty; (e) mental illness/mood disorder; (f) Autism; (g) SpLD; and (h) AD/HD. The overall prevalence rate of persons with such types of disability (expressed as a percentage of the total population of Hong Kong) was 5.2%. (Chart 1)

3.3 Analysed by selected type of disability, some 187 800 persons reported that they were with restriction in body movement (with a prevalence rate of 2.7% among the total population), 122 600 persons were with seeing difficulty (prevalence rate of 1.8%), 92 200 persons were with hearing difficulty (prevalence rate of 1.3%), 28 400 persons were with speech difficulty (prevalence rate of 0.4%), 86 600 persons were mentally ill or having mood disorder (prevalence rate of 1.3%), 3 800 were autistic persons (prevalence rate of 0.1%), 9 900 persons with SpLD (prevalence rate of 0.1%) and 5 500 persons with AD/HD (prevalence rate of 0.1%). (Chart 1)

圖一 有選定殘疾類別人士的普遍率

Chart 1 Prevalence Rate of Persons with Selected Types of Disability



註釋：(1) 數字指在八項選定殘疾類別中，有一項或多於一項殘疾類別人士的數目 / 普遍率。該八項選定殘疾類別包括：(一) 身體活動能力受限制；(二) 視覺有困難；(三) 聽覺有困難；(四) 言語能力有困難；(五) 精神病 / 情緒病；(六) 自閉症；(七) 特殊學習困難；及(八) 注意力不足 / 過度活躍症。一名人士可能有多於一種選定殘疾類別。因此，殘疾人士的合計數目 / 普遍率較個別殘疾類別人士數目 / 普遍率的總和為小。

(2) 以智障人士數目為 77 000 人計算 (智障人士數目的統計評估為 67 000 人至 87 000 人，77 000 人為該兩個數字的平均數)。


Notes: (1) Figures refer to the number/prevalence rate of persons with one or more of the eight selected types of disability, viz. (a) restriction in body movement; (b) seeing difficulty; (c) hearing difficulty; (d) speech difficulty; (e) mental illness/mood disorder; (f) Autism; (g) SpLD; and (h) AD/HD. A person might have more than one selected type of disability and hence the overall number/prevalence rate of persons with disabilities is smaller than the sum of the numbers/prevalence rates of persons with individual types of disability.

(2) Assuming there were 77 000 persons with intellectual disability (the statistical assessment indicated that the number of persons with intellectual disability was in the region of 67 000 to 87 000, and the average of these two figures being 77 000 persons).

3.4 在 361 300 名殘疾人士中，約 238 900 人 (66.1%) 表示只有單一種殘疾類別，其餘 122 400 人 (33.9%) 則表示有多於一種殘疾類別。按選定的殘疾類別分析，視覺、聽覺、言語能力有困難、有自閉症或有注意力不足 / 過度活躍症的人士，較可能同時間有多於一種殘疾類別。由於智障並不包括在本文的主要分析中，部分只有單一種殘疾類別人士，可能同時有智障的情況。(圖二)

3.4 Of those 361 300 persons with disabilities, some 238 900 (66.1%) cited that they were with one and only one type of disability. The remaining 122 400 persons (33.9%) were with multiple disabilities. Analysed by selected type of disability, persons with seeing difficulty, hearing difficulty, speech difficulty, Autism and AD/HD tended to have a higher chance of having multiple disabilities. Since intellectual disability was not included in the major analysis of this article, some persons with one and only one type of disability might have the condition of intellectual disability at the same time. (Chart 2)

**圖二 按選定的殘疾類別及只有一種 / 有多於一種殘疾類別劃分的殘疾人士<sup>(3)</sup>數目**  
**Chart 2 Persons with Disabilities<sup>(3)</sup> by Selected Type of Disability and with Single Disability/Multiple Disabilities**



註釋：(3) 由於資料局限，智障人士並不包括在內。

Notes: (3) Persons with intellectual disability were excluded owing to data limitation.

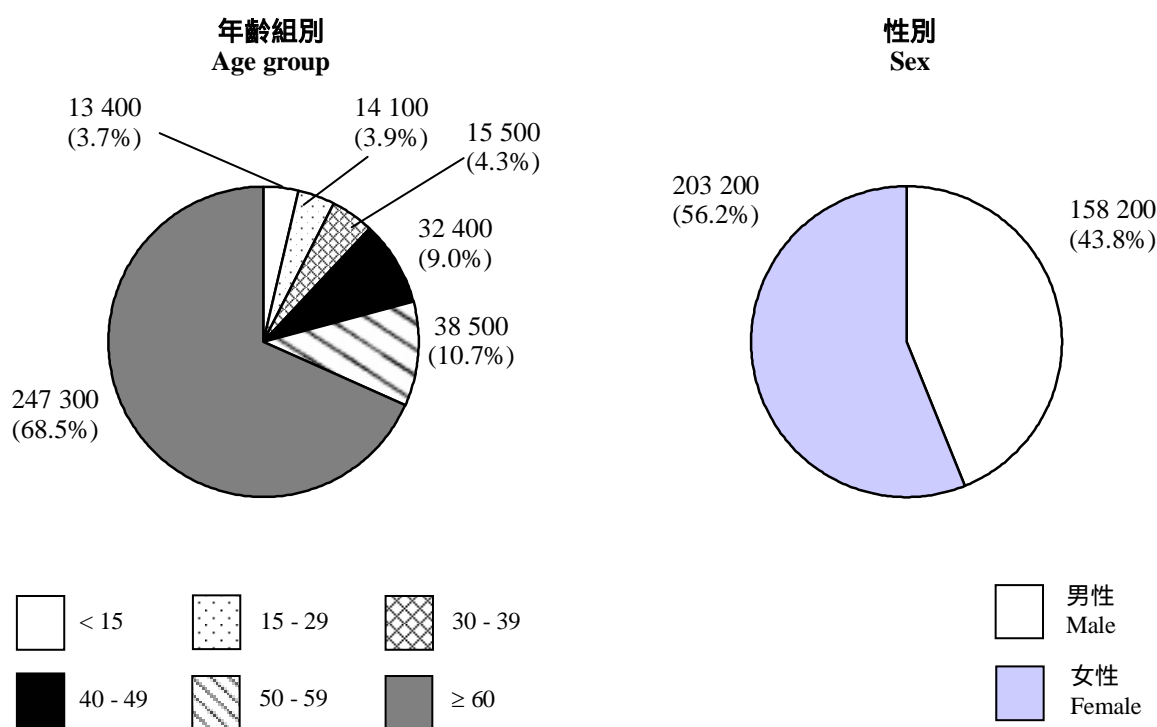
(4) 包括只有一種殘疾類別及同時患有長期病患的人士。

(4) Including persons with single disability and having chronic diseases at the same time.

3.5 按年齡分析，在 361 300 名殘疾人士中，六十歲及以上人士佔 68.5%，五十至五十九歲人士佔 10.7%，而四十至四十九歲人士則佔 9.0%。按性別分析，女性殘疾人士較男性為多，分別佔所有殘疾人士的 56.2% 及 43.8%。（圖三）

3.5 Analysed by age, 68.5% of the 361 300 persons with disabilities were aged 60 and over, 10.7% were aged 50-59 and 9.0% were aged 40-49. Analysed by sex, there were more females with disabilities than males, constituting 56.2% and 43.8% of all persons with disabilities respectively. (Chart 3)

**圖三 按年齡 / 性別劃分的殘疾人士<sup>(3)</sup>數目**  
**Chart 3 Persons with Disabilities<sup>(3)</sup> by Age/Sex**



註釋：(3) 由於資料局限，智障人士並不包括在內。

Note: (3) Persons with intellectual disability were excluded owing to data limitation.

3.6 在統計期間，約 347 900 名殘疾人士年齡為十五歲及以上。其中，112 300 人(32.3%) 為未受教育或具學前教育程度；126 400 人(36.3%) 具小學教育程度；86 800 人(24.9%) 具中學 / 預科教育程度；其餘 22 400 人(6.4%) 具專上教育程度。（圖四）

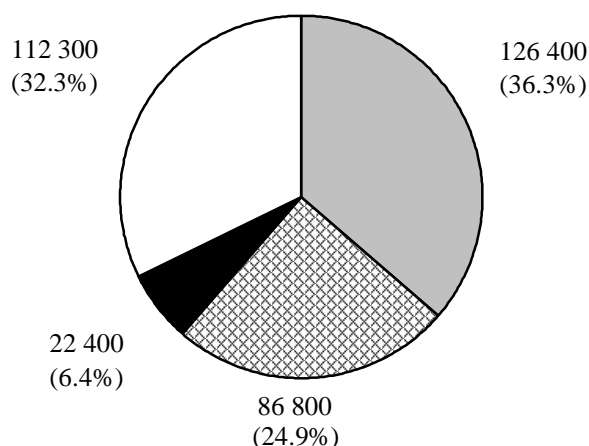
3.6 At the time of the survey, some 347 900 persons with disabilities were aged 15 and over. Among them, some 112 300 (32.3%) had no schooling or pre-primary education; 126 400 (36.3%) had primary education; 86 800 (24.9%) had secondary/sixth form education; and the remaining 22 400 (6.4%) had tertiary education. (Chart 4)

3.7 在 347 900 名十五歲及以上的殘疾人士中，約 302 100 人(86.8%) 為非從事經濟活動人士，其餘 45 800 人(13.2%) 為從事經濟活動人士（包括就業人士及失業人士）。在該 302 100 名十五歲及以上非從事經濟活動的殘疾人士中，約 221 500 人為退休人士（佔所有十五歲及以上殘疾人士的 63.7%）。（圖五）

3.7 Of the 347 900 persons with disabilities aged 15 and over, some 302 100 (86.8%) were economically inactive and the remaining 45 800 (13.2%) were economically active (including employed persons and unemployed persons). Among those 302 100 economically inactive persons aged 15 and over with disabilities, some 221 500 (or 63.7% of all persons aged 15 and over with disabilities) were retired persons. (Chart 5)



**圖四 按教育程度劃分的十五歲及以上殘疾人士<sup>(3)</sup>數目**  
**Chart 4 Persons Aged 15 and Over with Disabilities<sup>(3)</sup> by Educational Attainment**

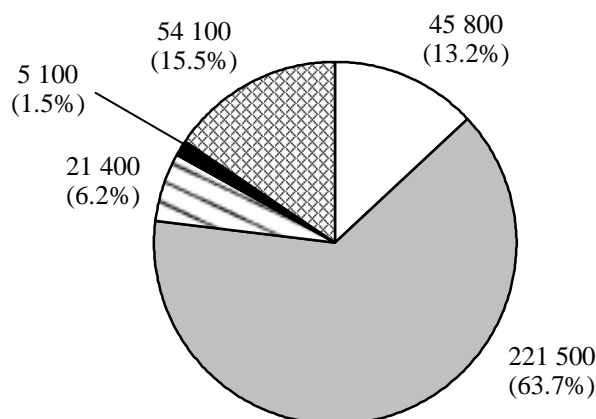


小學程度 Primary  
 中學 / 預科程度 Secondary/sixth form  
 專上教育程度 Tertiary  
 未受教育 / 學前教育程度 No schooling/pre-primary

註釋：(3) 由於資料局限，智障人士並不包括在內。

Note: (3) Persons with intellectual disability were excluded owing to data limitation.

**圖五 按經濟活動身分劃分的十五歲及以上殘疾人士<sup>(3)</sup>數目**  
**Chart 5 Persons Aged 15 and Over with Disabilities<sup>(3)</sup> by Economic Activity Status**



從事經濟活動人士 Economically active persons  
 退休人士 Retired persons  
 料理家務者 Home-makers  
 學生 Students  
 其他非從事經濟活動人士 Other economically inactive persons

註釋：(3) 由於資料局限，智障人士並不包括在內。

Note: (3) Persons with intellectual disability were excluded owing to data limitation.

#### 4. 長期病患者的概況

4.1 在統計期間，估計全港約有 1 152 700 名長期病患者。他們約佔全港人口的 16.7%。

4.2 在該 1 152 700 名長期病患者中，他們最普遍提及所患的疾病依次為高血壓、糖尿病及心臟病，分別有 48.9% (佔整體人口的 8.2%)、20.0% (3.3%) 及 11.7% (2.0%) 的長期病患者表示患有該等疾病。(圖六)

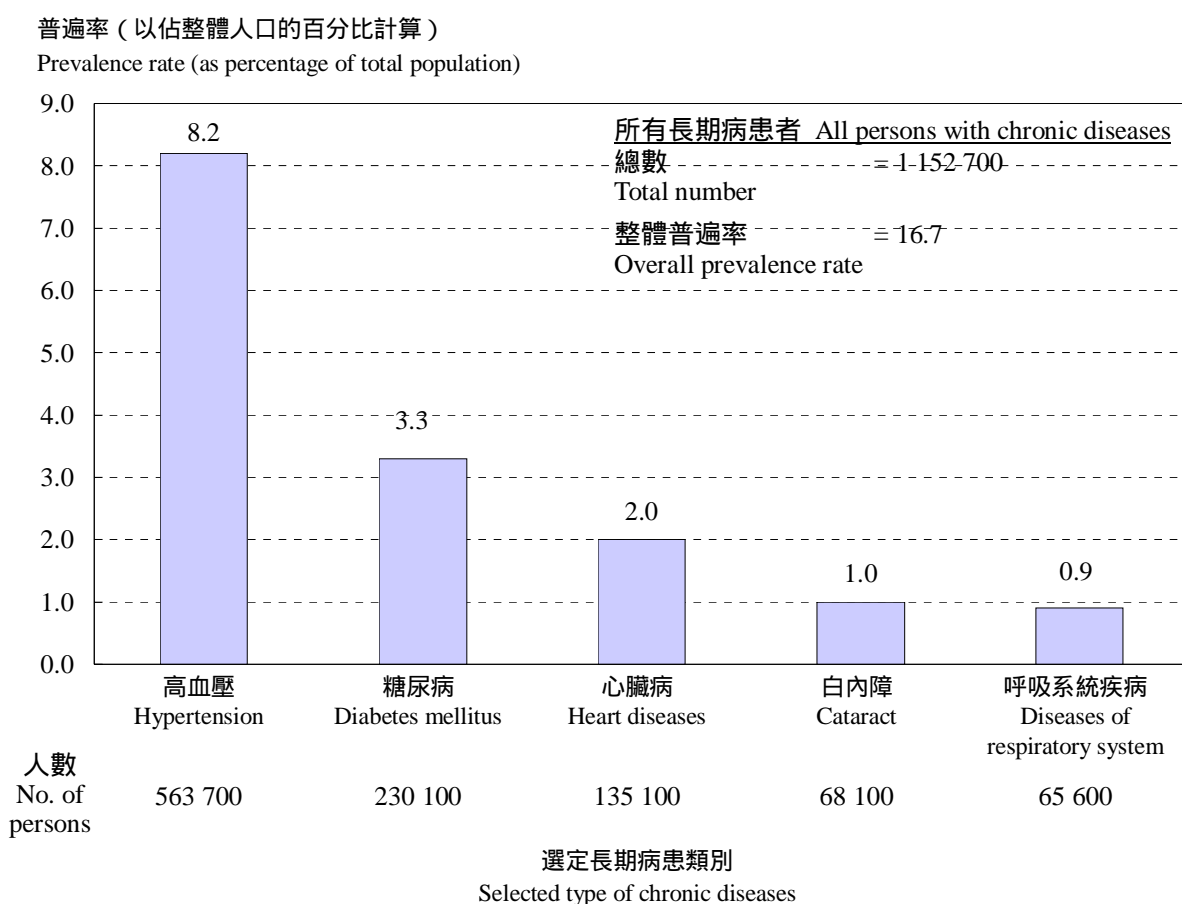
#### 4. General Profile of Persons with Chronic Diseases

4.1 At the time of the survey, it was estimated that there were a total of some 1 152 700 persons with chronic diseases in Hong Kong. They constituted about 16.7% of the total population of Hong Kong.

4.2 Among those 1 152 700 persons with chronic diseases, the most commonly cited diseases which they had were hypertension, diabetes mellitus and heart diseases. Some 48.9% (or 8.2% of the total population), 20.0% (3.3%) and 11.7% (2.0%) of them indicated that they had such diseases respectively. (Chart 6)

圖六 有選定長期病患類別人士的普遍率

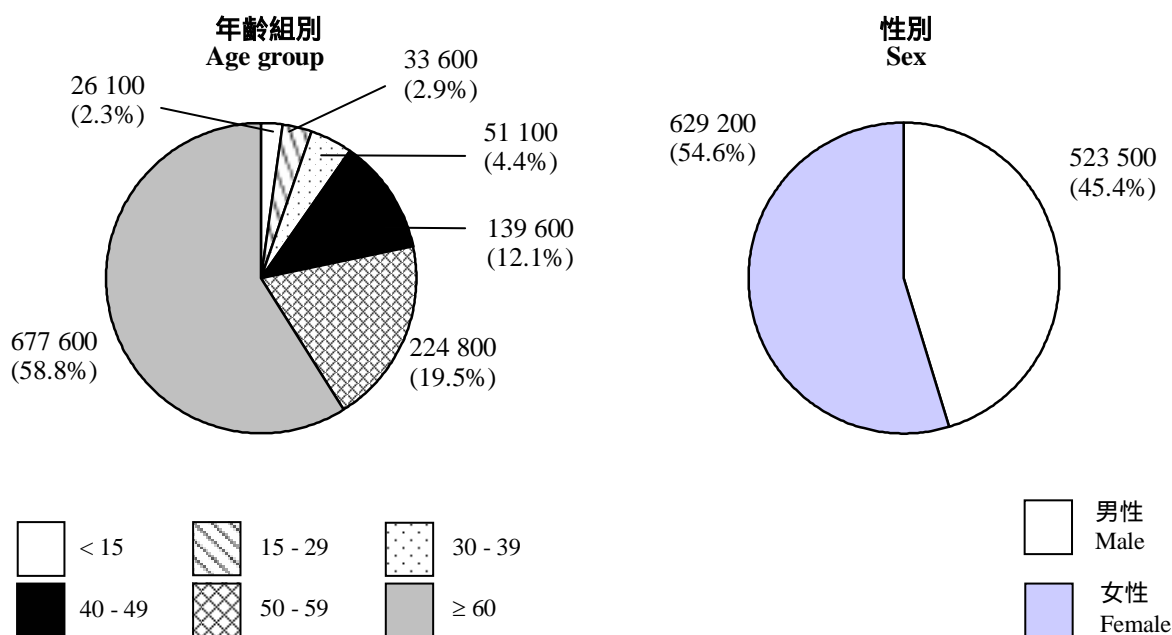
Chart 6 Prevalence Rate of Persons with Selected Types of Chronic Diseases



4.3 按年齡分析，在長期病患者中，六十歲及以上人士佔 58.8%，五十至五十九歲人士佔 19.5%，而四十至四十九歲人士則佔 12.1%。按性別分析，在該 1 152 700 名長期病患者中，女性較男性為多，分別佔所有長期病患者的 54.6%及 45.4%。（圖七）

4.3 Analysed by age, 58.8% of persons with chronic diseases were aged 60 and over, 19.5% were aged 50-59, and 12.1% were aged 40-49. Analysed by sex, there were more females than males among the 1 152 700 persons with chronic diseases, constituting 54.6% and 45.4% respectively of all persons with chronic diseases. (Chart 7)

**圖七 按年齡 / 性別劃分的長期病患者數目**  
**Chart 7 Persons with Chronic Diseases by Age/Sex**



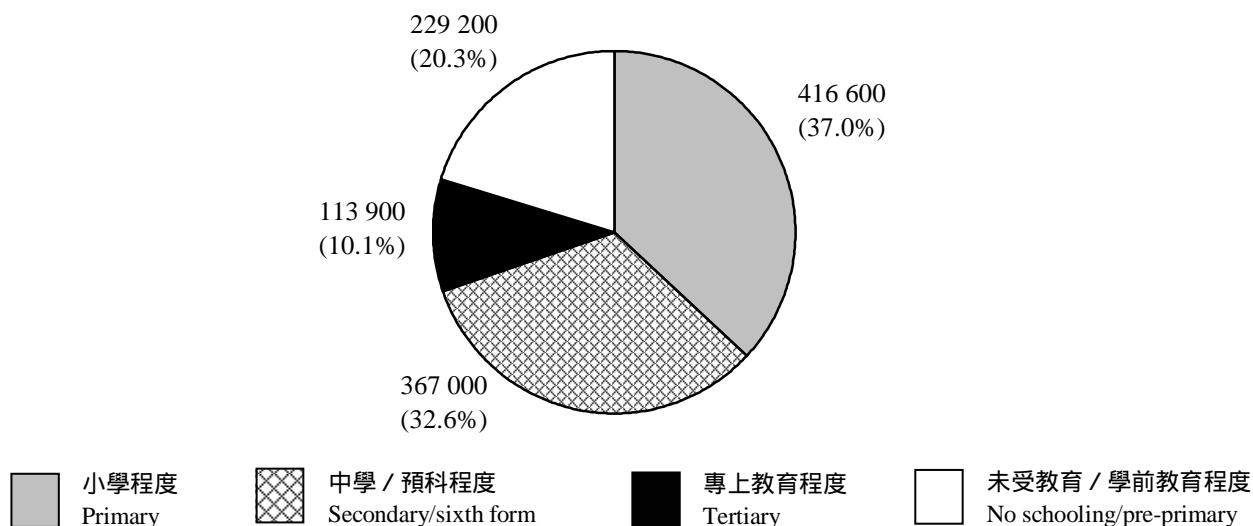
4.4 在統計期間，約 1 126 700 名長期病患者年齡為十五歲及以上。其中，229 200 人（20.3%）為未受教育或具學前教育程度；416 600 人（37.0%）具小學教育程度；367 000 人（32.6%）具中學 / 預科教育程度；其餘 113 900 人（10.1%）具專上教育程度。（圖八）

4.4 At the time of the survey, some 1 126 700 persons with chronic diseases were aged 15 and over. Among them, some 229 200 (20.3%) had no schooling or pre-primary education; 416 600 (37.0%) had primary education; 367 000 (32.6%) had secondary/sixth form education; and the remaining 113 900 (10.1%) had tertiary education. (Chart 8)

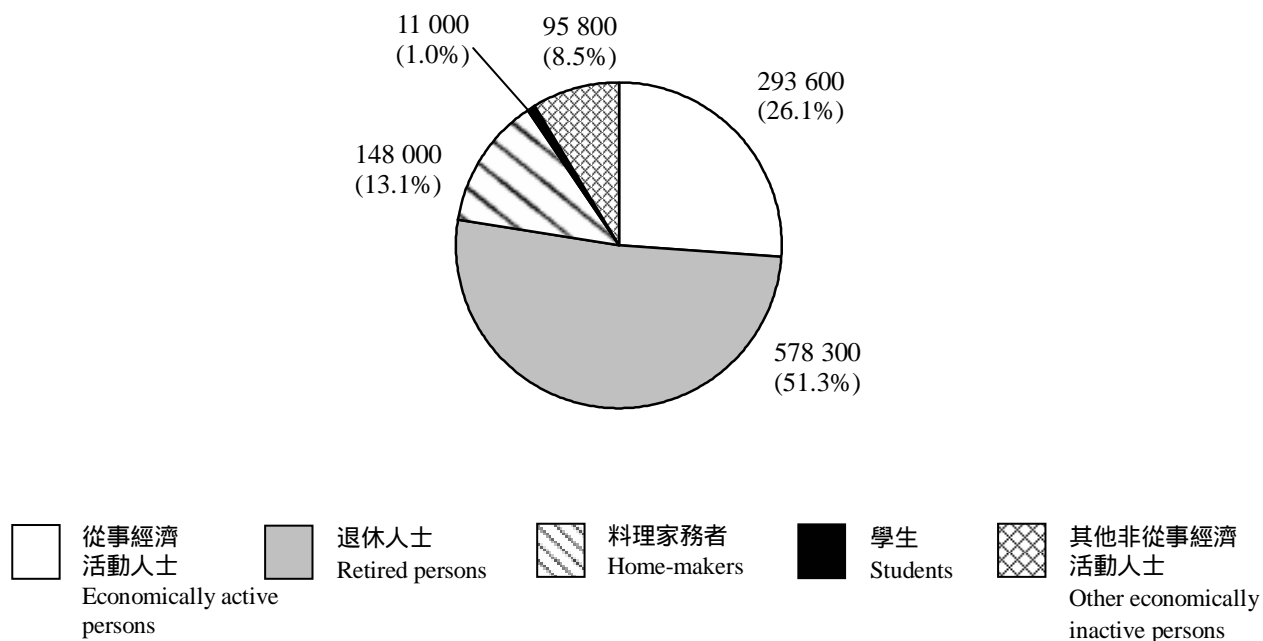
4.5 在該 1 126 700 名十五歲及以上長期病患者年齡中，約 833 000 人（73.9%）為非從事經濟活動人士，其餘 293 600 人（26.1%）為從事經濟活動人士。在該 833 000 名十五歲及以上非從事經濟活動的長期病患者中，約 578 300 人為退休人士（佔所有十五歲及以上長期病患者的 51.3%）。（圖九）

4.5 Of the 1 126 700 persons aged 15 and over with chronic diseases, some 833 000 (73.9%) were economically inactive and the remaining 293 600 (26.1%) were economically active at the time of the survey. Among those 833 000 economically inactive persons aged 15 and over with chronic diseases, some 578 300 (or 51.3% of all persons aged 15 and over with chronic diseases) were retired persons. (Chart 9)

**圖八 按教育程度劃分的十五歲及以上長期病患者數目**  
**Chart 8 Persons Aged 15 and Over with Chronic Diseases by Educational Attainment**



**圖九 按經濟活動身分劃分的十五歲及以上長期病患者數目**  
**Chart 9 Persons Aged 15 and Over with Chronic Diseases by Economic Activity Status**



## 5. 居住在住戶內的殘疾人士及長期病患者的照顧者

5.1 在 295 400 名居住在住戶內的殘疾人士中，約 125 600 人 (42.5%) 表示因其殘疾而有別人照顧其日常生活。而在 1 085 100 名居住在住戶內的長期病患者中，只有 121 100 人 (11.2%) 表示有同樣情況。(圖十及十一)

5.2 在該 125 600 名有別人照顧其日常生活的殘疾人士中，104 100 人 (82.9%) 與照顧者共住。而在該 121 100 名長期病患者中，相應的百分比則為 84.8% (即 102 700 人)。(圖十及十一)

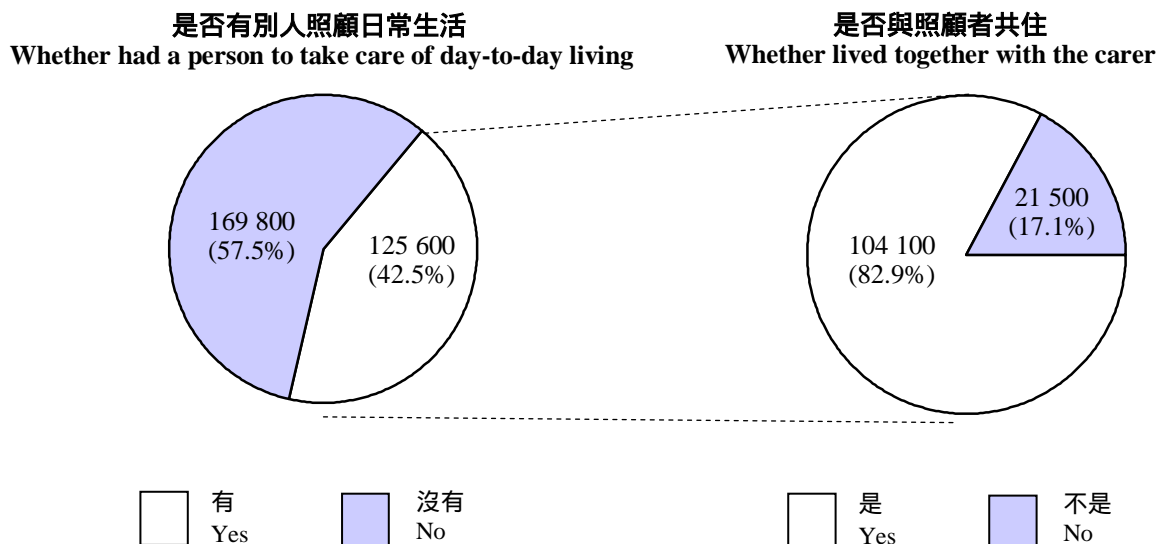
## 5. Carers to Persons with Disabilities and Chronic Diseases Residing in Households

5.1 Among the 295 400 persons with disabilities residing in households, 125 600 persons (42.5%) cited that they had a person to take care of their day-to-day living as a result of their disabilities. For the 1 085 100 persons with chronic diseases residing in households, only 121 100 persons (11.2%) reported the same. (Charts 10 and 11)

5.2 Among those 125 600 persons with disabilities who had another person to take care of their day-to-day living, 104 100 persons (82.9%) lived together with their carer. The corresponding percentage for those 121 100 persons with chronic diseases was 84.8% (with 102 700 persons). (Charts 10 and 11)

圖十 按是否因其殘疾而有別人照顧日常生活及是否與照顧者共住劃分的居住在住戶內的殘疾人士<sup>(3)</sup>數目

Chart 10 Persons with Disabilities<sup>(3)</sup> Residing in Households by Whether Had a Person to Take Care of Day-to-day Living due to their Disabilities and Whether Lived Together with the Carer

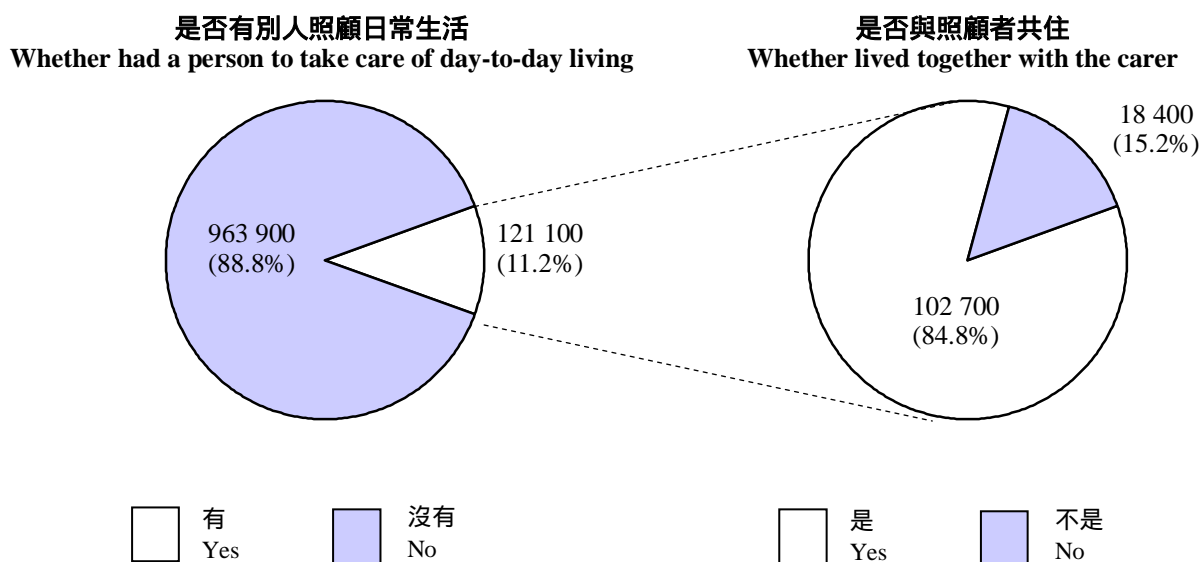


註釋：(3) 由於資料局限，智障人士並不包括在內。

Note: (3) Persons with intellectual disability were excluded owing to data limitation.

圖十一 按是否因其長期病患而有別人照顧日常生活及是否與照顧者共住劃分的居住在住戶內的長期病患者數目

Chart 11 Persons with Chronic Diseases Residing in Households by Whether Had a Person to Take Care of Day-to-day Living due to their Chronic Diseases and Whether Lived Together with the Carer

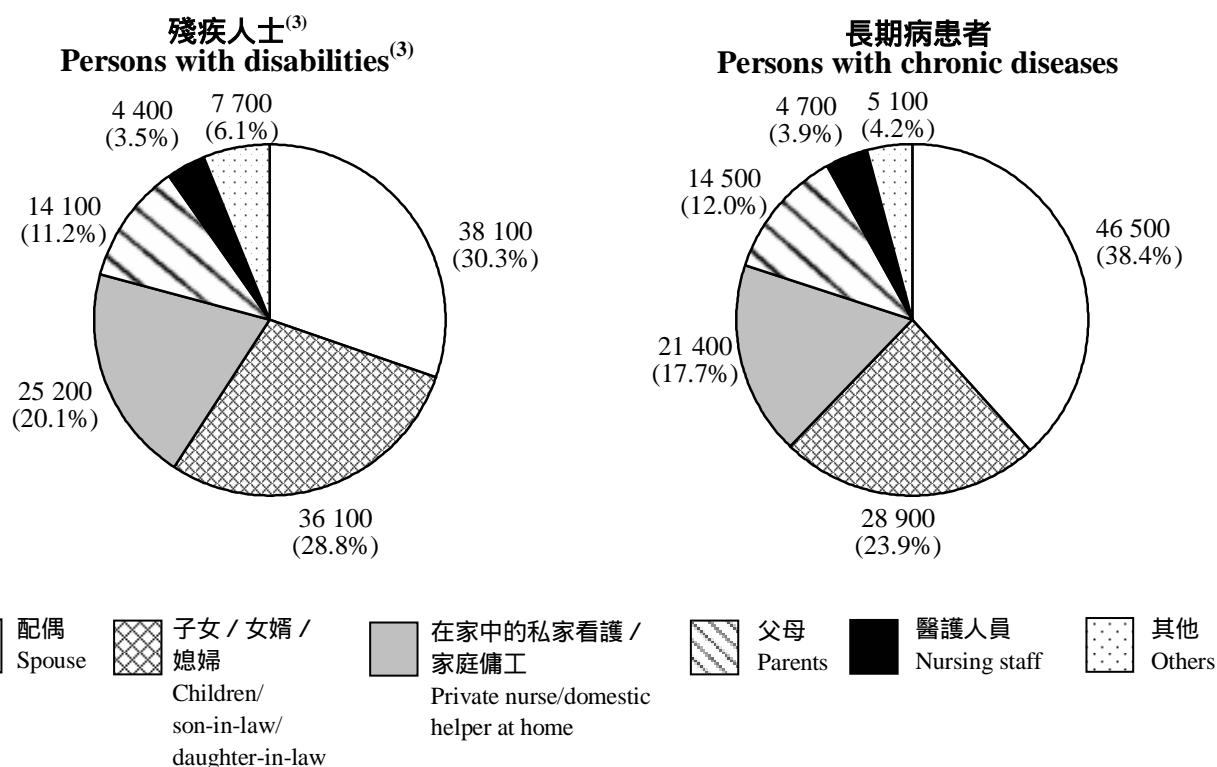


5.3 在該 125 600 名有別人照顧其日常生活的殘疾人士中，30.3%的照顧者為他們的配偶，28.8%是他們的子女／女婿／媳婦，20.1%是他們在家中的私家看護／家庭傭工，而11.2%是他們的父母。至於該 121 100 名長期病患者中，38.4%的照顧者為他們的配偶，23.9%是他們的子女／女婿／媳婦，而 17.7%是他們在家中的私家看護／家庭傭工。（圖十二）

5.3 For the 125 600 persons with disabilities who had another person to take care of their day-to-day living, 30.3% of their carers were their spouses; 28.8% were their children/son-in-law/daughter-in-law; 20.1% were their private nurses/domestic helpers at home; and 11.2% were their parents. As for those 121 100 persons with chronic diseases, 38.4% of their carers were their spouses; 23.9% were their children/son-in-law/daughter-in-law; and 17.7% were their private nurses/domestic helpers at home. (Chart 12)

圖十二 按照顧者的身分劃分的有別人照顧其日常生活的居住在住戶內的殘疾人士及長期病患者數目

Chart 12 Persons with Disabilities and Chronic Diseases Residing in Households Who Had a Person to Take Care of their Day-to-day Living by Identity of the Carer



註釋： (3) 由於資料局限，智障人士並不包括在內。

Note: (3) Persons with intellectual disability were excluded owing to data limitation.

## 6. 可供參考有關刊物

6.1 有關殘疾人士及長期病患者的統計調查的詳細結果載於《從綜合住戶統計調查搜集所得的社會資料：第四十八號專題報告書》。

## 6. Further References

6.1 Detailed findings of the Survey on persons with disabilities and chronic diseases were released in the report entitled *Social data collected via the General Household Survey: Special Topics Report No. 48*.

## 二零零九年一月至二月刊載的專題文章目錄

List of Feature Articles Published during January to February 2009

月份	文章題目	Month	Title of Article
1	(i) 對外直接投資統計	1	(i) External direct investment statistics
	(ii) 二零零七年路運貨物統計		(ii) Road cargo statistics for 2007
2	(i) 從事製造業相關活動的貿易公司	2	(i) Trading firms with manufacturing-related activities
	(ii) 一九九八年至二零零八年中層經理級與專業僱員薪金統計數字		(ii) Salary statistics of middle-level managerial and professional employees 1998 to 2008
	(iii) 香港的殘疾人士及長期病患者		(iii) Persons with disabilities and chronic diseases in Hong Kong





**二零零九年三月至六月**  
**政府統計處定期性統計數據發布日期一覽表**  
**Schedule for Issuing Regular Releases of Statistical Data by**  
**the Census and Statistics Department, March to June 2009**

每年九月底，本處會向傳媒公布翌年定期性統計數據新聞發布的詳細時間表。本附錄載列未來四個月的發布日期。數據於發布日期下午四時三十分向傳媒公布。有關的新聞公布於稍後時間載列於政府統計處的網站上(www.censtatd.gov.hk)。發布日期下午四時三十分後致電本處，亦可查詢有關統計數據。

The date schedule for issuing regular press releases of statistical data in the ensuing year is issued to the mass media in end September of each year. This Annex gives the schedule for the coming four months. Data are issued to the media at 4:30 p.m. on the date of release. The press releases are posted shortly afterwards on the Department's website (www.censtatd.gov.hk). Telephone enquiries may also be made to the Department after 4:30 p.m. on the release date.

統計數據 Statistical Data	發布日期 (日/月/年) Release Date (DD/MM/YYYY)
<b>勞工統計</b> <b>Labour Statistics</b>	
1. 失業及就業不足統計數字 Unemployment and Underemployment Statistics	
二零零八年十二月至二零零九年二月 December 2008 to February 2009	17.03.2009
二零零九年一月至三月 January to March 2009	20.04.2009
二零零九年二月至四月 February to April 2009	19.05.2009
二零零九年三月至五月 March to May 2009	16.06.2009
<i>查詢電話 Enquiry Telephone Number 2887 5506</i>	
2. 就業及空缺統計 Employment and Vacancies Statistics	
二零零八年十二月 December 2008	20.03.2009
二零零九年三月 March 2009	22.06.2009
<i>查詢電話 Enquiry Telephone Number 2582 4751</i>	
3. 薪金總額及工資統計 Payroll and Wage Statistics	
二零零八年第四季 4th Quarter 2008	26.03.2009
二零零九年第一季 1st Quarter 2009	25.06.2009
<i>查詢電話 Enquiry Telephone Number 2887 5584</i>	
<b>對外貿易統計</b> <b>External Trade Statistics</b>	
1. 對外商品貿易統計 External Merchandise Trade Statistics	
二零零九年二月 February 2009	26.03.2009
二零零九年三月 March 2009	27.04.2009
二零零九年四月 April 2009	26.05.2009
二零零九年五月 May 2009	25.06.2009
<i>查詢電話 Enquiry Telephone Number 2582 4914</i>	
2. 對外商品貿易貨量及價格統計 Volume and Price Statistics of External Merchandise Trade	
二零零九年一月 January 2009	19.03.2009
二零零九年二月 February 2009	16.04.2009
二零零九年三月 March 2009	12.05.2009
二零零九年四月 April 2009	18.06.2009
<i>查詢電話 Enquiry Telephone Number 2582 4914</i>	

**對外貿易統計 (續)****External Trade Statistics (cont'd)**

3.	按產品所屬工業劃分的港產品出口 統計數字 二零零九年第一季 查詢電話 Enquiry Telephone Number	Domestic Export Statistics Classified by Industrial Origin 1st Quarter 2009 2805 6641	07.05.2009
4.	船隻、港口貨物及貨櫃統計 二零零八年第四季 二零零九年第一季 查詢電話 Enquiry Telephone Number	Statistics on Vessels, Port Cargo and Containers 4th Quarter 2008 1st Quarter 2009 2582 4889	09.03.2009 05.06.2009
5.	涉及外發中國內地加工貿易統計 二零零八年第四季 二零零九年第一季 查詢電話 Enquiry Telephone Number	Statistics on Trade Involving Outward Processing in the Mainland of China 4th Quarter 2008 1st Quarter 2009 2582 5255	19.03.2009 18.06.2009

**物價統計****Price Statistics**

1.	消費物價指數 二零零九年二月 二零零九年三月 二零零九年四月 二零零九年五月 查詢電話 Enquiry Telephone Number	Consumer Price Index February 2009 March 2009 April 2009 May 2009 2805 6401	20.03.2009 23.04.2009 21.05.2009 22.06.2009
----	---	--	--

**國民收入及國際收支平衡統計****National Income and Balance of Payments Statistics**

1.	本地生產總值 二零零九年第一季 <sup>(1)</sup> 查詢電話 Enquiry Telephone Number	Gross Domestic Product 1st Quarter 2009 <sup>(1)</sup> 2582 4787	15.05.2009
----	--	--	------------

註： (1) 財政司司長辦公室轄下的經濟分析及方便營商處的經濟分析部發布有關二零零九年第一季經濟報告及二零零九年全年本地生產總值暨物價預測第一次修訂的新聞稿時，二零零九年第一季本地生產總值亦於該新聞稿中發布。政府統計處不會在當日就二零零九年第一季的本地生產總值另發新聞稿

Note: (1) The Economic Analysis Division of the Economic Analysis and Business Facilitation Unit under the Financial Secretary's Office will issue a press release on the First Quarter Economic Report 2009 and first update of GDP and price forecasts for 2009 as a whole. The GDP for the first quarter of 2009 will also be released there. No separate press release on the GDP for the first quarter of 2009 will be issued by the Census and Statistics Department on that day.

2.	以環比物量計算按經濟活動劃分的 本地生產總值 二零零八年第四季 二零零九年第一季 查詢電話 Enquiry Telephone Number	Chain Volume Measures of Gross Domestic Product by Economic Activity 4th Quarter 2008 1st Quarter 2009 2116 5188	20.03.2009 22.06.2009
3.	本地居民生產總值及對外要素收益 流動數字 二零零八年第四季 二零零九年第一季 查詢電話 Enquiry Telephone Number	Gross National Product and External Factor Income Flows 4th Quarter 2008 1st Quarter 2009 2116 5101	13.03.2009 16.06.2009

**國民收入及國際收支平衡統計 (續)**

**National Income and Balance of Payments Statistics (cont'd)**

4.	國際收支平衡統計	Balance of Payments Statistics	
	二零零八年第四季	4th Quarter 2008	23.03.2009
	二零零九年第一季	1st Quarter 2009	23.06.2009
	<i>查詢電話 Enquiry Telephone Number</i> 2116 8660		
5.	國際投資頭寸統計	International Investment Position Statistics	
	二零零八年	2008	02.06.2009
	<i>查詢電話 Enquiry Telephone Number</i> 2116 8660		

**其他各類統計**

**Various Other Types of Statistics**

1.	零售業銷貨額統計	Retail Sales Statistics	
	二零零九年一月	January 2009	02.03.2009
	二零零九年二月	February 2009	02.04.2009
	二零零九年三月	March 2009	04.05.2009
	二零零九年四月	April 2009	01.06.2009
	<i>查詢電話 Enquiry Telephone Number</i> 2802 1367		
2.	工業生產指數和製造業生產者 價格指數	Quarterly Index of Industrial Production and Quarterly Producer Price Indices for Manufacturing Industries	
	二零零八年第四季	4th Quarter 2008	13.03.2009
	二零零九年第一季	1st Quarter 2009	12.06.2009
	<i>查詢電話 Enquiry Telephone Number</i> 2805 6641		
3.	建造工程完成量統計	Construction Output Statistics	
	二零零八年第四季	4th Quarter 2008	12.03.2009
	二零零九年第一季	1st Quarter 2009	11.06.2009
	<i>查詢電話 Enquiry Telephone Number</i> 2805 6424		
4.	食肆的收入及購貨額統計	Restaurant Receipts and Purchases Statistics	
	二零零九年第一季	1st Quarter 2009	04.05.2009
	<i>查詢電話 Enquiry Telephone Number</i> 2802 1367		
5.	服務行業按季業務收益指數	Quarterly Business Receipts Indices for Service Industries	
	二零零八年第四季	4th Quarter 2008	12.03.2009
	二零零九年第一季	1st Quarter 2009	11.06.2009
	<i>查詢電話 Enquiry Telephone Number</i> 2802 1269		
6.	按季業務展望統計調查結果	Results of the Quarterly Business Tendency Survey	
	二零零九年第二季	2nd Quarter 2009	24.04.2009
	<i>查詢電話 Enquiry Telephone Number</i> 2805 6112		

政府統計處刊物一覽 (截至二零零九年二月一日)

List of Publications of the Census and Statistics Department (as at 1.2.2009)

名稱	Title	最新期號(1)	印刷版售價(港元)	
			Price of Print Version (HK\$)	
			不包括郵費 Not Including Postage	連本地郵費 Including Local Postage
<b>綜合性統計刊物</b>				
<b>General Statistical Digests</b>				
香港經濟趨勢 (半月刊)	Hong Kong Economic Trends (half-monthly)	30/1/2009	13.0	16.0
香港統計月刊	Hong Kong Monthly Digest of Statistics	1/2009	142.0	158.5
香港統計年刊(3)	Hong Kong Annual Digest of Statistics (3)	2008	164.0	192.0
香港社會及經濟趨勢 (雙年刊) (3)	Hong Kong Social and Economic Trends (biennial) (3)	2007	151.0	167.4
香港的發展(1967 - 2007) - 統計圖表集 (特刊) (3)	A Graphic Guide on Hong Kong's Development (1967 - 2007) (ad hoc) (3)	-	66.0	82.4
香港統計數字一覽 (年刊) (2)	Hong Kong in Figures (annual) (2)	2008	<-----免費 Free ----->	<-----免費 Free ----->
<b>對外貿易</b>				
<b>External Trade</b>				
<b>商品貿易統計</b>				
<b>Merchandise Trade Statistics</b>				
香港商品貿易統計 :	Hong Kong Merchandise Trade Statistics :			
進口 (月刊)	Imports (monthly)	10/2008	379.0	407.0
港產品出口及轉口 (月刊)	Domestic Exports and Re-exports (monthly)	10/2008	379.0	407.0
周年附刊, 按國家及貨品劃分 :	Annual Supplement, Country by Commodity :			
- 進口	- Imports	2007	363.0	391.0
- 港產品出口及轉口	- Domestic Exports and Re-exports	2007	363.0	410.0
香港對外商品貿易 (月刊)	Hong Kong External Merchandise Trade (monthly)	11/2008	101.0	117.5
香港對外商品貿易回顧 (年刊)	Annual Review of Hong Kong External Merchandise Trade (annual)	2007	110.0	118.2
香港商品貿易指數 (月刊)	Hong Kong Merchandise Trade Index Numbers (monthly)	11/2008	26.0	30.0
對外商品貿易數字 (月刊)	External Merchandise Trade Figures (monthly)	12/2008	<-----免費 Free ----->	<-----免費 Free ----->
按產品所屬工業劃分的港產品出口統計數字 (季刊)	Domestic Exports Statistics Classified by Industrial Origin (quarterly)	Q3/2008	<-----免費 Free ----->	<-----免費 Free ----->
<b>船務統計</b>				
<b>Shipping Statistics</b>				
香港船務統計 (季刊)	Hong Kong Shipping Statistics (quarterly)	7-9/2008	61.0	69.5
<b>服務貿易統計</b>				
<b>Trade in Services Statistics</b>				
香港服務貿易統計報告 (年刊)	Report on Hong Kong Trade in Services Statistics (annual)	2006	75.0	83.2
<b>國民收入</b>				
<b>National Income</b>				
本地生產總值 (季刊)	Gross Domestic Product (quarterly)	Q3/2008	47.0	51.5
本地生產總值 (年刊) (2)	Gross Domestic Product (annual) (2)	2007	56.0	64.2
本地生產總值統計特刊, 二零零七年十月 (特刊)	Special Report on Gross Domestic Product, October 2007 (ad hoc)	-	54.0	58.0
<b>國際收支平衡</b>				
<b>Balance of Payments</b>				
香港國際收支平衡統計 一九九七年至一九九九年 (特刊)	Balance of Payments Statistics of Hong Kong 1997 to 1999 (ad hoc)	-	14.0	18.0
香港國際收支平衡統計 (季刊)	Balance of Payments Statistics of Hong Kong (quarterly)	Q3/2008	33.0	37.5
香港對外直接投資統計 (年刊)	External Direct Investment Statistics of Hong Kong (annual)	2007	46.0	50.0
<b>勞工</b>				
<b>Labour</b>				
<b>勞動人口、就業及空缺統計</b>				
<b>Labour Force, Employment and Vacancies Statistics</b>				
綜合住戶統計調查按季統計報告書	Quarterly Report on General Household Survey	7-9/2008	57.0	65.5
就業及空缺按季統計報告	Quarterly Report of Employment and Vacancies Statistics	9/2008	33.0	37.5
建築地盤就業及空缺按季統計報告	Quarterly Report of Employment and Vacancies at Construction Sites	9/2008	28.0	32.0
就業及空缺統計 (詳細統計表) (年刊) :	Employment and Vacancies Statistics (Detailed Tables) (annual) :			
甲系列 (服務業)	Series A (Service Sectors)	2005	64.0	80.4
乙系列 (批發、零售、飲食及酒店業)	Series B (Wholesale and Retail Trades, Restaurants and Hotels)	2005	52.0	56.4
丙系列 (工業)	Series C (Industrial Sectors)	2005	92.0	108.4
丁系列 (進出口貿易業)	Series D (Import/Export Trades)	2005	45.0	49.0

政府統計處刊物一覽 (截至二零零九年二月一日) (續)

List of Publications of the Census and Statistics Department (as at 1.2.2009) (cont'd)

名稱	Title	Latest Issue(1)	印刷版售價(港元)		
			Price of Print Version (HK\$)		
			最新期號(1)	不包括 郵費 Not Including Postage	連本地 郵費 Including Local Postage
<b>勞工 (續)</b>					
<b>工資及勞工收入統計</b>					
<b>Wages and Labour Earnings Statistics</b>					
工資及薪金總額按季統計報告	Quarterly Report of Wage and Payroll Statistics	9/2008		50.0	58.5
經理級與專業僱員薪金及僱員福利統計 報告 (高層管理人員除外) (年刊) (3)	Report of Salaries and Employee Benefits Statistics Managerial and Professional Employees (Excluding Top Management) (annual) (3)	2008		40.0	44.4
由主要承建商填報有關從事公營建築工程的 工人每日平均工資 (月刊)	Average Daily Wages of Workers Engaged in Public Sector Construction Projects as Reported by Main Contractors (monthly)	11/2008	<-----免費 Free ----->		
<b>人力統計</b>					
<b>Manpower Statistics</b>					
二零零二年人力培訓及工作技能需求機構 單位統計調查報告 (特刊)	Report on 2002 Establishment Survey on Manpower Training and Job Skills Requirements (ad hoc)	-		48.0	56.2
<b>消費物價及住戶開支</b>					
<b>Consumer Prices and Household Expenditure</b>					
消費物價指數月報	Monthly Report on the Consumer Price Index	12/2008		49.0	53.5
消費物價指數年報	Annual Report on the Consumer Price Index	2007		80.0	88.2
二零零四至零五年住戶開支統計調查及 重訂消費物價指數基期 (特刊)	2004/05 Household Expenditure Survey and the Rebasing of the Consumer Price Indices (ad hoc)	-		47.0	55.2
<b>工商業</b>					
<b>Commerce and Industry</b>					
<b>工業生產</b>					
<b>Industrial Production</b>					
工業生產按年統計調查報告(4)	Report on Annual Survey of Industrial Production(4)	2007		-	-
工業生產按季指數	Quarterly Index of Industrial Production	Q3/2008		8.0	11.0
製造業按季生產者價格指數	Quarterly Producer Price Indices for Manufacturing Industries	Q3/2008		8.0	11.0
紡織業生產按季統計數字	Quarterly Textile Production Statistics	Q3/2008		5.0	8.0
<b>經銷及服務業</b>					
<b>Distribution and Services</b>					
批發、零售、進口與出口貿易、食肆及 酒店按年統計調查報告(4)	Report on Annual Survey of Wholesale, Retail and Import and Export Trades, Restaurants and Hotels(4)	2007		-	-
食肆的收入及購貨額按季統計調查報告	Report on Quarterly Survey of Restaurant Receipts and Purchases	Q3/2008		6.0	9.0
零售業銷貨額按月統計調查報告	Report on Monthly Survey of Retail Sales	11/2008		10.0	13.0
運輸及有關服務按年統計調查報告(4)	Report on Annual Survey of Transport and Related Services(4)	2007		-	-
倉庫業、通訊業、銀行業、財務業、保險業 及商用服務業按年統計調查報告(4)	Report on Annual Surveys of Storage, Communication, Banking, Financing, Insurance and Business Services(4)	2007		-	-
服務行業按季業務收益指數	Quarterly Business Receipts Indices for Service Industries	Q3/2008		11.0	14.0
服務業統計摘要 (年刊)	Statistical Digest of the Services Sector (annual)	2008		153.0	169.4
服務業統計摘要按季補充資料	Quarterly Supplement to Statistical Digest of the Services Sector	Q3/2008		64.0	73.0
<b>屋宇建築及建造</b>					
<b>Building and Construction</b>					
屋宇建築、建造及地產業按年統計調查 報告(4)	Report on Annual Survey of Building, Construction and Real Estate Sectors(4)	2007		-	-
建造工程完成量按季統計調查報告	Report on the Quarterly Survey of Construction Output	Q3/2008		25.0	29.0
特選建築材料平均批發價格 (月刊)	Average Wholesale Prices of Selected Building Materials (monthly)	10/2008	<-----免費 Free ----->		
公營建築工程的工資及材料成本指數 (1995年6月=100) (月刊)	Index Numbers of the Costs of Labour and Materials Used in Public Sector Construction Projects (June 1995=100) (monthly)	10/2008	<-----免費 Free ----->		
公營建築工程的工資及材料成本指數 (2003年4月=100) (月刊)	Index Numbers of the Costs of Labour and Materials Used in Public Sector Construction Projects (April 2003=100) (monthly)	11/2008	<-----免費 Free ----->		
<b>能源</b>					
<b>Energy</b>					
香港能源統計 (季刊)	Hong Kong Energy Statistics (quarterly)	Q3/2008		25.0	29.0
香港能源統計 (年刊)	Hong Kong Energy Statistics (annual)	2007		66.0	70.0
<b>其他經濟及工商業統計</b>					
<b>Other Economic and Business Statistics</b>					
業務展望按季統計調查報告	Report on Quarterly Business Tendency Survey	Q1/2009		13.0	16.0
代表香港境外母公司的駐港公司 按年統計調查報告	Report on Annual Survey of Companies in Hong Kong Representing Parent Companies Located outside Hong Kong	2008		33.0	37.4

政府統計處刊物一覽 (截至二零零九年二月一日) (續)

List of Publications of the Census and Statistics Department (as at 1.2.2009) (cont'd)

名稱	Title	最新期號(1)	印刷版售價(港元)	
			不包括 郵費 Not Including Postage	連本地 郵費 Including Local Postage
<b>工商業 (續)</b>	<b>Commerce and Industry (cont'd)</b>			
<b>其他經濟及工商業統計 (續)</b>	<b>Other Economic and Business Statistics (cont'd)</b>			
資訊科技在工商業的使用情況 和普及程度按年統計調查報告	Report on Annual Survey on Information Technology Usage and Penetration in the Business Sector	2008	74.0	90.4
工商業創新活動按年統計調查 報告	Report on Annual Survey of Innovation Activities in the Business Sector	2007	96.0	104.2
香港－資訊社會 (年刊)	Hong Kong as an Information Society (annual)	2008	96.0	104.2
香港－知識型經濟統計透視 (雙年刊)	Hong Kong as a Knowledge-based Economy – A Statistical Perspective (biennial)	2007	62.0	70.2
<b>人口</b>	<b>Population</b>			
<b>香港二零零六年中期人口統計</b>	<b>Hong Kong 2006 Population By-census</b>			
二零零六年中期人口統計 (特刊)	2006 Population By-census (ad hoc)			
主要報告－第一冊	Main Report – Volume I	-	143.0	159.4
主要報告－第二冊	Main Report – Volume II	-	118.0	134.4
主要統計表	Main Tables	-	138.0	166.0
簡要報告	Summary Results	-	41.0	49.2
統計圖解	Graphic Guide	-	91.0	99.2
有關各區議會分區的基本統計表	Basic Tables for District Council Districts	-	50.0	58.2
有關香港島各選區的基本統計表	Basic Tables for Constituency Areas : Hong Kong Island	-	84.0	100.4
有關九龍各選區的基本統計表	Basic Tables for Constituency Areas : Kowloon	-	112.0	128.4
有關新界各選區的基本統計表	Basic Tables for Constituency Areas : New Territories	-	180.0	208.0
區議會分區及選區統計表的附件－ 區域分界地圖	Boundary Maps Complementary to Tables for District Council Districts and Constituency Areas	-	134.0	162.0
有關各小規劃統計區的基本統計表	Basic Tables for Tertiary Planning Units	-	274.0	302.0
小規劃統計區統計表的附件－區域 分界地圖	Boundary Maps Complementary to Tables for Tertiary Planning Units	-	80.0	88.2
主題性報告－香港的住戶收入分布	Thematic Report – Household Income Distribution in Hong Kong	-	114.0	122.2
主題性報告－少數族裔人士	Thematic Report – Ethnic Minorities	-	96.0	104.2
主題性報告－內地來港定居未足七年 人士	Thematic Report – Persons from the Mainland Having Resided in Hong Kong for Less Than 7 Years	-	82.0	90.2
主題性報告－青年	Thematic Report – Youths	-	74.0	82.2
主題性報告－長者	Thematic Report – Older Persons	-	88.0	96.2
主題性報告－單親人士	Thematic Report – Single Parents	-	88.0	96.2
<b>其他與人口有關的刊物</b>	<b>Other Publications relating to Population</b>			
香港人口推算 2007-2036 (特刊)	Hong Kong Population Projections 2007 - 2036 (ad hoc)	-	50.0	58.2
香港人口生命表 2001-2036 (特刊)	Hong Kong Life Tables 2001 - 2036 (ad hoc)	-	48.0	52.4
香港人口趨勢 1981-2006 (特刊)	Demographic Trends in Hong Kong 1981 - 2006 (ad hoc)	-	55.0	63.2
<b>社會資料</b>	<b>Social Data</b>			
從綜合住戶統計調查搜集所得的社會資料 第四十八號專題報告書 (特刊) : 殘疾人士及長期病患者	Social Data Collected via the General Household Survey Special Topics Report No. 48 (ad hoc) : Persons with disabilities and chronic diseases	-	108.0	124.4
主題性住戶統計調查第三十七號報告書 (特刊) : 資訊科技的使用情況和普及程度	Thematic Household Survey Report No. 37 (ad hoc) : Information Technology Usage and Penetration	-	160.0	176.4
按區議會分區劃分的人口及住戶統計資料 (年刊)	Population and Household Statistics Analysed by District Council District (annual)	2007	24.0	27.7
香港的女性及男性－主要統計數字 (年刊)	Women and Men in Hong Kong – Key Statistics (annual)	2008	99.0	115.4

政府統計處刊物一覽 (截至二零零九年二月一日) (續)

List of Publications of the Census and Statistics Department (as at 1.2.2009) (cont'd)

名稱	Title	最新期號 <sup>(1)</sup>	印刷版售價(港元)	
			不包括 郵費 Not Including Postage	連本地 郵費 Including Local Postage
統計分類表		Classification Lists		
香港進出口貨物分類表 (協調制度) , 二零零七年版 (特刊)	Hong Kong Imports and Exports Classification List (Harmonized System), 2007 Edition ( <i>ad hoc</i> )			
第一冊: 第一至第十類貨物	Volume One: Commodity Section I – X	-	24.0	40.4
第二冊: 第十一至第二十二類貨物	Volume Two: Commodity Section XI – XXII	-	28.0	44.4
香港商品貿易統計分類表, 二零零七年版 (特刊)	Hong Kong Merchandise Trade Statistics Classification, 2007 Edition ( <i>ad hoc</i> )	-	97.0	113.4
香港標準行業分類 2.0 版 (特刊)	Hong Kong Standard Industrial Classification (HSIC) Version 2.0 ( <i>ad hoc</i> )	-	164.0	192.0
統計發展報告		Report on Statistical Development		
統計發展概要 (年刊)	An Outline of Statistical Development ( <i>annual</i> )	2008	88.0	96.2

註釋: 除另有註明外, 所有刊物均以中、英文對照形式出版。獲取刊物的方法載於第 A10 頁。

用戶可以在政府統計處的網站 ([www.censtatd.gov.hk/products\\_and\\_services/products/publications/index\\_tc.jsp](http://www.censtatd.gov.hk/products_and_services/products/publications/index_tc.jsp)) 免費下載政府統計處的刊物和統計表。

(1) Q1、Q2、Q3、Q4代表第一、第二、第三和第四季。

(2) 分別備有中文版和英文版。

(3) 本刊物的印刷版亦於部分郵局出售(查詢熱線: (852) 2921 2222)。

(4) 由二零零七年版起不再提供該刊物的印刷版。請參閱下載版。

所列售價及郵費日後或有修訂。外地郵費將於收到訂購要求後另行通知。

有關政府統計處刊物及其他統計產品的最新資料, 請瀏覽本處網站內「產品及服務」一節 ([www.censtatd.gov.hk/products\\_and\\_services/index\\_tc.jsp](http://www.censtatd.gov.hk/products_and_services/index_tc.jsp))或致電刊物出版組查詢(電話: (852) 2582 3025)。

Notes: Unless otherwise specified, all publications are published in bilingual format. Means of obtaining the publications are given in page A10.

Users can download publications and statistical tables of the Census and Statistics Department free of charge at the website of the Census and Statistics Department ([www.censtatd.gov.hk/products\\_and\\_services/products/publications/index.jsp](http://www.censtatd.gov.hk/products_and_services/products/publications/index.jsp)).

(1) Q1, Q2, Q3 and Q4 represent respectively the first, second, third and fourth quarter.

(2) Available in separate Chinese and English versions.

(3) Print version of this publication is also put for sale at selected Post Offices (enquiry hotline: (852) 2921 2222).

(4) No print version is produced starting from the 2007 Edition. Please refer download version.

All quoted prices and postages are subject to revision. Postage for external mailings will be advised upon receipt of orders.

For up-to-date information of the publications and other statistical products of the Census and Statistics Department, please visit the "Products & Services" section on the website of the department ([www.censtatd.gov.hk/products\\_and\\_services/index.jsp](http://www.censtatd.gov.hk/products_and_services/index.jsp)) or call the Publications Unit of the department at (852) 2582 3025.



政府統計處唯讀光碟產品一覽 (截至二零零九年二月一日)  
List of CD-ROM Products of the Census and Statistics Department (as at 1.2.2009)

		售價不包括 郵費(港元) Price Not Including Postage (HK\$)	售價連本地 郵費(港元) Price Including Local Postage (HK\$)
<b>二零零一年人口普查</b>			
<b>2001 Population Census</b>			
- <b>統計表唯讀光碟 (不定期) ++</b> 載有372個常用統計表。有關統計表涉及的主題廣泛,包括人口、住戶、教育、經濟、房屋 內部遷移及人口分組等本港住戶及人口特徵。選定統計表亦載列按區議會分區 / 選區及規劃統計小區 / 街段劃分的統計數字。	- <b>TAB on CD-ROM (ad hoc) ++</b> Contains 372 commonly used statistical tables. The tables cover a wide range of topics including demographic, household, education, economic, housing, internal migration and home moving, and population sub-group characteristics of the households and population in Hong Kong. There are also geographical breakdown of the statistics by District Council District/Constituency Area and Tertiary Planning Unit/Street Block in selected tables.	1,690.0	1,711.2
- <b>地圖唯讀光碟 (不定期)</b> 以常用的格式提供一套數碼化的香港地圖,內載的地域分界數碼地圖包括香港海岸線、區議會分區 / 選區分界、規劃統計小區 (及其合併組) 分界、街段 - 小合併組分界及新市鎮分界。配合適當的電腦軟件,這套數碼地圖可把載於《二零零一年人口普查 - 統計表唯讀光碟》內的統計數據作地理顯示之用。	- <b>MAP on CD-ROM (ad hoc)</b> Contains a set of digital maps of Hong Kong in commonly used formats. The digital maps for geographical delineation included therein are Coastline of Hong Kong, District Council District/Constituency Area Boundary, Tertiary Planning Unit (and Groupings) Boundary, Small Street Block Group Boundary and New Town Boundary. When used with suitable computer software, the digital maps can be used for geographical presentation of the statistical data contained in the <i>2001 Population Census - TAB on CD-ROM</i> .	840.0	857.0
關於購買以上兩套光碟事宜,請致電人口統計組 (電話:(852) 2716 8025)。	Please call the Demographic Statistics Section at (852) 2716 8025 for matters relating to the purchase of the above two sets of CD-ROM.		
- <b>普查易2001 (不定期)</b> 普查易2001人口普查光碟套裝是一套功能強大的知識為本產品,它能幫助使用者有效地進行客戶資訊分析和客戶關係管理的工作。普查易2001光碟內載有超過400個由政府統計處提供的香港二零零一年人口普查統計表,分區數碼地圖及功能超卓的地理訊息系統,當中包含了全香港居民的人口特徵、經濟、教育、住戶、房屋等統計數據,使用者可以透過簡單和容易使用的功能介面,來選擇和提取資料。	- <b>Hong Kong CensusPro 2001 (ad hoc)</b> CensusPro 2001 provides output in mainly 4 ways : thematic maps, formatted reports, bar/pie charts, and export files in dbf/Excel files/text files. CensusPro 2001 can be used in areas like strategic business/service planning, direct marketing and promotion, customer analysis and profiling, and many other business analysis purposes and applications.		
普查易2001共有4種資料輸出模式:主題性地圖、預設格式報表、統計圖表、及檔案匯出(支援數據庫/試算表/純文字等格式)。普查易2001光碟可應用於規劃業務策略、直接市場推廣或宣傳、客戶資料分析、以及作其他的商業性分析等。	This CD-ROM is produced and marketed by the Info Mapping (Hong Kong) Limited. For enquiries and purchase, please contact the company direct at (852) 2779 6088.		
- <b>SUPERMAP Hong Kong 2001 (不定期)</b> • 涵蓋全面的人口普查數據,配合最新數碼地圖作介面 • 採用具世界領導地位之地理信息系統進行處理及分析 • 可作多重圖像化分析人口普查數據 • 有助機構進行深入的市場及客戶資訊分析	- <b>SUPERMAP Hong Kong 2001 (ad hoc)</b> • Covers comprehensive population census datasets with the use of the latest digital maps as interface • Manipulates and analyses through employing world leading GIS technology • Provides multiple views of population census data • Helps organisations with in-depth market analysis or customer profiling through data linkage		
	這些光碟產品由益百利香港有限公司生產及銷售。有關查詢及訂購,請直接與該公司聯絡 (電話:(852) 2839 5388)。 These CD-ROMs are produced and marketed by Experian Hong Kong Limited. For enquiries and purchase, please contact the company direct at (852) 2839 5388.		

政府統計處唯讀光碟產品一覽 (截至二零零九年二月一日) (續)

List of CD-ROM Products of the Census and Statistics Department (as at 1.2.2009) (cont'd)

		售價不包括 郵費(港元) Price Not Including Postage (HK\$)	售價連本地 郵費(港元) Price Including Local Postage (HK\$)
<b>對外商品貿易</b>	<b>External Merchandise Trade</b>		
- <b>香港對外商品貿易唯讀光碟</b>	- <b>Hong Kong External Merchandise Trade CD-ROM</b>		
列載過去二十五個月的按月貿易統計數字及過往十年的按年貿易統計數字(按年數字只載於周年報), 並包括按貨品類別(《標準國際貿易分類(第四次修訂版)》或《協調制度》)、國家/地區及運輸方式劃分的詳細貿易統計數字。	Contains monthly trade data for past 25 months and annual trade data for past 10 years (annual figures are only available in the annual edition). Detailed statistics classified by commodity (using the "Standard International Trade Classification (Revision 4)" or the "Harmonized System"), by country/territory and by mode of transport are also included.		這些光碟產品由益百利香港有限公司生產及銷售。有關查詢及訂購, 請直接與該公司聯絡(電話: (852) 2839 5388)。
- <b>香港船務統計唯讀光碟 (按季產品)</b>	- <b>Hong Kong Shipping Statistics CD-ROM (quarterly)</b>		
列載自一九九三年以來, 按運輸方式、裝運種類、裝貨/卸貨國家/地區及港口、貨品、貨物種類、貨物裝卸地點及與中國內地有關的轉運劃分的貨物及載貨貨櫃吞吐量統計數字。	Contains data back-dated to 1993 on cargo and laden container throughput statistics analysed by mode of transport, shipment type, country/territory and port of loading/discharge, commodity cargo type, cargo handling location and transshipment related to the mainland of China.		These CD-ROMs are produced and marketed by Experian Hong Kong Limited. For enquiries and purchase, please contact the company direct at (852) 2839 5388.

註釋: ++ 分別備有中文版和英文版。

所列售價及郵費日後或有修訂。外地郵費將於收到訂購要求後另行通知。

有關政府統計處刊物及其他統計產品的最新資料, 請瀏覽本處網站內「產品及服務」一節 ([www.censtatd.gov.hk/products\\_and\\_services/index\\_tc.jsp](http://www.censtatd.gov.hk/products_and_services/index_tc.jsp)) 或致電刊物出版組查詢(電話: (852) 2582 3025)。

Notes: ++ Available in separate Chinese and English versions.

All quoted prices and postages are subject to revision. Postage for external mailings will be advised upon receipt of orders.

For up-to-date information of the publications and other statistical products of the Census and Statistics Department, please visit the "Products & Services" section on the website of the department ([www.censtatd.gov.hk/products\\_and\\_services/index.jsp](http://www.censtatd.gov.hk/products_and_services/index.jsp)) or call the Publications Unit of the department at (852) 2582 3025.

## 獲取政府統計處刊物及其他統計產品的方法

### Means of Obtaining Publications and Other Statistical Products of the Census and Statistics Department

#### 網站

用戶可以在政府統計處網站 ([www.censtatd.gov.hk/products\\_and\\_services/products/publications/index\\_tc.jsp](http://www.censtatd.gov.hk/products_and_services/products/publications/index_tc.jsp)) 免費下載統計刊物。

政府統計處部分刊物備有印刷版，於政府新聞處的政府書店網站 ([www.bookstore.gov.hk](http://www.bookstore.gov.hk)) 有售。

#### 郵購服務

本處部分刊物附有郵購表格，供訂購或按期訂閱刊物的印刷版。請填妥郵購表格，連同所需費用和郵費的支票或匯票寄回辦理。郵購表格亦可在政府統計處網站下載 ([www.censtatd.gov.hk/products\\_and\\_services/other\\_services/provision\\_of\\_stat/mail\\_ordering\\_of\\_publications/index\\_tc.jsp](http://www.censtatd.gov.hk/products_and_services/other_services/provision_of_stat/mail_ordering_of_publications/index_tc.jsp))。

#### 銷售中心

市民可親臨政府統計處刊物出版組購買刊物的印刷版和唯讀光碟產品，並即時提取。刊物出版組的地址是：

香港灣仔港灣道十二號  
灣仔政府大樓十九樓

電話：(852) 2582 3025  
圖文傳真：(852) 2827 1708

該組並設有閱讀區，讓使用者翻閱陳列的統計處各類的刊物。閱讀區也備有統計處編製的宣傳／教育單張和小冊子，歡迎索閱。

#### Website

Users may download statistical publications free of charge from the website of the Census and Statistics Department ([www.censtatd.gov.hk/products\\_and\\_services/products/publications/index.jsp](http://www.censtatd.gov.hk/products_and_services/products/publications/index.jsp)).

Some publications of the Census and Statistics Department are available in print versions and are offered for sale online at the Government Bookstore of the Information Services Department ([www.bookstore.gov.hk](http://www.bookstore.gov.hk)).

#### Mail Order Service

A mail order form for ordering or subscribing to print versions of publications is available in some of the Department's publications. Completed form should be sent back together with a cheque or bank draft covering all necessary cost and postage. The order form is also available for downloading from the website of the Department ([www.censtatd.gov.hk/products\\_and\\_services/other\\_services/provision\\_of\\_stat/mail\\_ordering\\_of\\_publications/index.jsp](http://www.censtatd.gov.hk/products_and_services/other_services/provision_of_stat/mail_ordering_of_publications/index.jsp)).

#### Sales Centre

Print versions of publications and CD-ROM products are available for purchase and collection on the spot at the Publications Unit of the Census and Statistics Department at the following address :

19/F Wanchai Tower  
12 Harbour Road, Wan Chai, Hong Kong.

Tel. : (852) 2582 3025  
Fax : (852) 2827 1708

The Unit also provides a reading area where users may browse through various publications of the Department on display. Publicity/educational leaflets and pamphlets of the Department are also available for collection.

# 郵購表格 (只適用於印刷版)

致：香港花園道 美利大廈4樓 政府新聞處 刊物銷售小組 電話：(852) 2842 8844 或 (852) 2842 8845 圖文傳真：(852) 2598 7482	售價			請註明 刊期(月份/季/ 期號及年份)		合計 所需的 期數 (b)	總計 (港元) (a) x (b)
	每本 (港元)	本地 郵費 (1) 及 (2) (港元)	合計 (港元) (a)	由	至		
1. 香港統計月刊(二零零九年期刊) (J470009 B0)	142.0	16.5	158.5	/2009	12/2009		
2. 香港經濟趨勢(二零零九年期刊) (半月刊)(J410009 B0)	13.0	3.0	16.0	/2009	24/2009		
3. 香港統計年刊(二零零八年版) (J47010800B0)	164.0	28.0	192.0	-	-		
4. 香港社會及經濟趨勢(二零零七年版) (雙年刊)(J57290700B0)	151.0	16.4	167.4	-	-		
5. 統計發展概要(二零零八年版) (年刊)(J33110800B0)	88.0	8.2	96.2	-	-		
6. 香港的發展(1967-2007) - 統計圖表集 (J69090800B0)	66.0	16.4	82.4	-	-		
7. 二零零七年香港對外直接投資統計 (J33760700B0)	46.0	4.0	50.0	-	-		
8.							
9.							
10.							

本人現付上支票(編號：\_\_\_\_\_ ) 港幣 \_\_\_\_\_ 元，購買上述刊物。  
(註：支票應予劃線，並註明支付「香港特別行政區政府」。)

姓名：\_\_\_\_\_ 職銜：\_\_\_\_\_

機構名稱：\_\_\_\_\_ 地址：\_\_\_\_\_

電話：\_\_\_\_\_ 圖文傳真：\_\_\_\_\_

日期：\_\_\_\_\_

- 註： (1) 外地的訂戶暫時無須付上支票，所需郵費將於收到訂購表格後另行通知。  
(2) 訂購超過一本相同名稱的年刊或特刊，請向政府新聞處查詢所需的本地郵費(電話：(852) 2842 8844或(852) 2842 8845，圖文傳真：(852) 2598 7482)。

你在表格上提供的資料，只會用作辦理書刊訂購事宜，不會向任何和訂購無關的人士透露。如欲查看或更改所填報的資料，請與政府新聞處刊物銷售小組聯絡。地址：香港花園道美利大廈4樓。



# Mail Order Form (Applicable to print versions only)

	To : Publications Sales Unit Information Services Department 4/F Murray Building Garden Road Hong Kong Tel. : (852) 2842 8844 or (852) 2842 8845 Fax : (852) 2598 7482	Price			Please indicate Month/Quarter/ Issue no. and Year		Total no. of issue(s) required (b)	Total amount (HK\$) (a) x (b)
		Per copy (HK\$)	Local postage (1) & (2) (HK\$)	Total (HK\$) (a)	From	To		
1.	Hong Kong Monthly Digest of Statistics 2009 issues (J470009 B0)	142.0	16.5	158.5	/2009	12/2009		
2.	Hong Kong Economic Trends 2009 issues (half-monthly) (J410009 B0)	13.0	3.0	16.0	/2009	24/2009		
3.	Hong Kong Annual Digest of Statistics 2008 edition (J47010800B0)	164.0	28.0	192.0	-	-		
4.	Hong Kong Social and Economic Trends 2007 edition (biennial) (J57290700B0)	151.0	16.4	167.4	-	-		
5.	An Outline of Statistical Development 2008 edition (annual) (J33110800B0)	88.0	8.2	96.2	-	-		
6.	A Graphic Guide on Hong Kong's Development (1967-2007) (J69090800B0)	66.0	16.4	82.4	-	-		
7.	External Direct Investment Statistics of Hong Kong 2007 (J33760700B0)	46.0	4.0	50.0	-	-		
8.								
9.								
10.								

I enclose a cheque (No. \_\_\_\_\_) of HK\$ \_\_\_\_\_ for the payment of the above order. (Note : The cheque should be crossed and made payable to "The Government of the Hong Kong Special Administrative Region" or "The Government of the HKSAR".)

Name : \_\_\_\_\_ Title of post : \_\_\_\_\_

Name of organisation : \_\_\_\_\_ Address : \_\_\_\_\_

Tel. : \_\_\_\_\_ Fax : \_\_\_\_\_

Date : \_\_\_\_\_

- Notes :
- (1) For mailings to addresses outside Hong Kong, please do not send in a cheque now. The required postage will be advised upon receipt of order.
  - (2) For an order of multiple copies of an annual or ad hoc publication with the same title, please consult the Information Services Department about the required local postage. (Tel. : (852) 2842 8844 or (852) 2842 8845, Fax : (852) 2598 7482).

The information provided herein will only be used for processing your order of publications and will not be disclosed to parties which are not involved in the processing. You may seek access to or correction of the information by addressing your request to the Publications Sales Unit, Information Services Department, 4/F Murray Building, Garden Road, Hong Kong .





訂閱表格 (只適用於印刷版)  
香港統計月刊 二零零九年期刊

Subscription Form (Applicable to print versions only)  
Hong Kong Monthly Digest of Statistics 2009 Issues

致：香港灣仔港灣道十二號  
灣仔政府大樓十九樓  
政府統計處綜合統計組 (一) 乙  
電話：(852)2582 3025 圖文傳真：(852)2827 1708

To：General Statistics Section (1) B  
Census and Statistics Department  
19/F Wanchai Tower  
12 Harbour Road, Wan Chai, Hong Kong  
Tel. : (852) 2582 3025 Fax : (852) 2827 1708

請在適當空格 (□) 內加上 (√) 號。Please tick (√) the appropriate box (□). (港元 HK\$)

刊物名稱 Title of Publication	每本售價 Price per copy	每本本地郵費 Local postage (1) & (2)	每本合計 Total price (a)	期數 No. of issues (b)	總計 Total amount (a) x (b)
<input type="checkbox"/> 香港統計月刊 二零零九年期刊一月至十二月 (共十二期) Hong Kong Monthly Digest of Statistics January to December 2009 (total 12 issues)	142.0	16.5	158.5	12	1,902.0
<input type="checkbox"/> 香港統計月刊 二零零九年期刊____月至十二月 (共____期) Hong Kong Monthly Digest of Statistics _____ to December 2009 (total _____ issues)	142.0	16.5	158.5		
<input type="checkbox"/>					
合計 Total					

本人現付上支票 (編號：\_\_\_\_\_ ) 港幣 \_\_\_\_\_ 元，購買上述刊物。  
I enclose a cheque (No. \_\_\_\_\_) of HK\$ \_\_\_\_\_ for the payment of the above order.

註：支票應予劃線，並註明支付「香港特別行政區政府」。

Note: Cheque should be crossed and made payable to "The Government of the Hong Kong Special Administrative Region" or "The Government of the HKSAR".

訂戶資料 Subscriber's Information

姓名 Name : \_\_\_\_\_ 機構名稱 Name of organisation : \_\_\_\_\_  
職銜 Title of post : \_\_\_\_\_ 地址 Address : \_\_\_\_\_  
部門 Department : \_\_\_\_\_  
電話 Tel. : \_\_\_\_\_  
圖文傳真 Fax : \_\_\_\_\_ 日期 Date : \_\_\_\_\_

機構主要業務類別 Major line of business of organisation :

- 進口與出口貿易業 Import and export trade  建造業 Construction  
 零售貿易業 Retail trade  金融、保險及地產業 Financing, insurance and real estate  
 製造業 Manufacturing  商用服務業 Business services  
 教育機構 Educational institution  社區、社會及個人服務業 Community, social and personal services  
 其他，請註明 Others, please specify \_\_\_\_\_

讀者類別 (可選多項) Readership (more than one choice allowed) :

- 經理 Manager  市場、推廣部人員 Marketing / promotional personnel  
 分析員、研究員 Analyst / researcher  教師、大專院校講師 Teaching staff / lecturer  
 學生 Student  其他，請註明 Others, please specify \_\_\_\_\_

訂戶類別 Type of subscriber :

- 機構 Organisation  私人 Individual

你是否願意收到本處其他刊物的推廣資料？Do you want to receive promotional materials of other publications of this department?

- 是 Yes  否 No

HKMDS


註： (1) 外地的訂戶暫時無須付上支票，所需郵費將於收到訂購表格後另行通知。  
Notes: For mailings to addresses outside Hong Kong, please do not send in a cheque now. The required postage will be advised upon receipt of order.  
(2) 訂閱超過一本相同名稱及期號的刊物，請向政府新聞處查詢所需的本地郵費 (電話：(852) 2842 8844 或 (852) 2842 8845，圖文傳真：(852) 2598 7482)。  
For subscription to multiple copies per issue with the same title, please consult the Information Services Department about the required local postage. (Tel. : (852) 2842 8844 or (852) 2842 8845, Fax : (852) 2598 7482).

你在表格上提供的資料，只會用作辦理書刊訂購事宜，不會向任何和訂購無關的人士透露。如欲查看或更改所填報的資料，請與政府統計處的資料管理人員聯絡。地址：香港灣仔港灣道十二號灣仔政府大樓二十一樓。

The information provided herein will only be used for processing your order of publications and will not be disclosed to parties which are not involved in the subscription of these publications. You may seek access to or correction of the information by addressing your request to the Data Controlling Officer, Census and Statistics Department, 21/F Wanchai Tower, 12 Harbour Road, Wan Chai, Hong Kong.

# 二零零七年香港對外直接投資統計

## *External Direct Investment Statistics of Hong Kong 2007*



這份報告書載錄二零零七年香港對外直接投資統計數字，包括：

- 📖 按投資者國家／地區劃分的外來直接投資頭寸及流動數字
- 📖 按接受投資國家／地區劃分的向外直接投資頭寸及流動數字
- 📖 直接投資者對香港投資環境的意見
- 📖 以及更多有關香港對外直接投資的詳細資料……

This report contains external direct investment statistics of Hong Kong for 2007, including:


- 📖 Position and flow data of inward direct investment by investor country/territory
- 📖 Position and flow data of outward direct investment by recipient country/territory
- 📖 Opinions of direct investors on investment environment of Hong Kong
- 📖 And more detailed information on external direct investment in Hong Kong……

有關獲取本刊物的方法，請參閱本月刊內第A10頁。此外，刊物的郵購表格亦刊載於第A11頁。

For the means of obtaining this publication, please see page A10 of this Digest. A mail order form for the publication is also available on page A12.

# 二零零九年度消費物價指數月報

## Monthly Report on the Consumer Price Index (2009 Issues)



月報包括以下有關消費物價指數的變動情況：

- ☞ 詳細描述綜合、甲類、乙類及丙類消費物價指數內各類商品/服務指數的變動情況
- ☞ 分析商品/服務組別在各項消費物價指數變動率中所佔的比率
- ☞ 以統計表列載各類商品/服務指數及其在總指數變動率中所佔的比率和經季節性調整的消費物價指數的變動情況
- ☞ 以統計圖描繪消費物價指數的總指數及類別指數的變動情況

The monthly report includes the following information on the movements of the Consumer Price Indices :

- ☞ Detailed descriptions of the movements of the Composite CPI, CPI(A), CPI(B) and CPI(C) by commodity/service categories
- ☞ Contribution analysis of the changes in the CPIs by commodity/service section
- ☞ Tables showing the CPIs by commodity/service categories, their contributions to the change in the overall indices, and the movements of the seasonally adjusted indices
- ☞ Charts depicting the movements of the overall CPIs and the CPI section indices

有關刊物的銷售途徑，請參閱本月刊第A10頁。此外，刊物的訂閱表格亦刊載於下頁。  
For the purchase channels of the publication, please see page A10 of this Digest. A subscription form is also available on the following page for ordering the publication.





訂閱表格 (只適用於印刷版)  
消費物價指數月報 二零零九年期刊

Subscription Form (Applicable to print versions only)  
Monthly Report on the Consumer Price Index 2009 Issues

致：香港九龍紅磡蕪湖街 83 號  
莊士紅磡廣場 22 樓  
政府統計處消費物價指數組  
電話：(852) 2805 6403 圖文傳真：(852) 2577 6253

To：Consumer Price Index Section,  
Census and Statistics Department  
22/F, Chuang's Hung Hom Plaza,  
83 Wuhu Street, Hung Hom, Kowloon, Hong Kong.  
Tel. : (852) 2805 6403 Fax : (852) 2577 6253

請在適當空格 (□) 內加上 (√) 號。Please tick (√) the appropriate box (□).

(港元 HK\$)

刊物名稱 Title of Publication	每本 售價 Price per copy	每本 本地郵費 Local postage (1) & (2)	每本 合計 Total price (a)	期數 No. of issues (b)	總計 Total amount (a)x(b)
<input type="checkbox"/> 消費物價指數月報 二零零九年期刊一月至十二月 (共十二期) Monthly Report on the Consumer Price Index January to December 2009 (total 12 issues)	52.0	4.5	56.5	12	678.0
<input type="checkbox"/> 消費物價指數月報 二零零九年期刊____月至十二月 (共____期) Monthly Report on the Consumer Price Index _____ to December 2009 (total _____ issues)	52.0	4.5	56.5		
<input type="checkbox"/>					
合計 Total					

本人現付上支票 (編號：\_\_\_\_\_ ) 港幣 \_\_\_\_\_ 元，購買上述刊物。  
I enclose a cheque (No. \_\_\_\_\_) of HK\$ \_\_\_\_\_ for the payment of the above order.

註：支票應予劃線，並註明支付「香港特別行政區政府」。

Note: Cheque should be crossed and made payable to "The Government of the Hong Kong Special Administrative Region" or "The Government of the HKSAR".

訂戶資料 **Subscriber's Information**

姓名 Name : \_\_\_\_\_ 機構名稱 Name of organisation : \_\_\_\_\_  
職銜 Title of post : \_\_\_\_\_ 地址 Address : \_\_\_\_\_  
部門 Department: \_\_\_\_\_  
電話 Tel.: \_\_\_\_\_  
圖文傳真 Fax : \_\_\_\_\_ 日期 Date : \_\_\_\_\_

機構主要業務類別 Major line of business of organisation:

- 進口與出口貿易業 Import and export trade  建造業 Construction  
 零售貿易業 Retail trade  金融、保險及地產業 Financing, insurance and real estate  
 製造業 Manufacturing  商用服務業 Business services  
 教育機構 Educational institution  社區、社會及個人服務業 Community, social and personal services  
 其他，請註明 Others, please specify \_\_\_\_\_

讀者類別 (可選多項) Readership (more than one choice allowed):

- 經理 Manager  市場、推廣部人員 Marketing / promotional personnel  
 分析員、研究員 Analyst / researcher  教師、大專院校講師 Teaching staff / lecturer  
 學生 Student  其他，請註明 Others, please specify \_\_\_\_\_

訂戶類別 Type of subscriber:

- 機構 Organisation  私人 Individual  
你是否願意收到本處其他刊物的推廣資料? Do you want to receive promotional materials of other publications of this department?  
 是 Yes  否 No

註：(1) 外地的訂戶暫時無須付上支票，所需郵費將於收到訂購表格後另行通知。

Notes: For mailings to addresses outside Hong Kong, please do not send in a cheque now. The required postage will be advised upon receipt of order.

(2) 訂閱超過一本相同名稱及期號的刊物，請向政府新聞處查詢所需的本地郵費 (電話：(852) 2842 8844 或 (852) 2842 8845，圖文傳真：(852) 2598 7482)。

For subscription to multiple copies per issue with the same title, please consult the Information Services Department about the required local postage. (Tel. : (852) 2842 8844 or (852) 2842 8845, Fax : (852) 2598 7482).

你在表格上提供的資料，只會用作辦理書刊訂購事宜，不會向任何和訂購無關的人士透露。如欲查看或更改所填報的資料，請與政府統計處的資料管理人員聯絡。地址：香港灣仔港灣道十二號灣仔政府大樓二十一樓。

The information provided herein will only be used for processing your order of publications and will not be disclosed to parties which are not involved in the subscription of these publications. You may seek access to or correction of the information by addressing your request to the Data Controlling Officer, Census and Statistics Department, 21/F Wanchai Tower, 12 Harbour Road, Wan Chai, Hong Kong.

# 專業統計 服務市民

香港特別行政區政府 政府統計處

香港

政府資訊中心 繁體純文字 簡體版 ENGLISH 搜尋 網頁指南

主頁

- 最新消息
- 關於我們
- 主要計劃、事項及發展
- 香港統計資料
- 新聞稿及記者招待會
- 產品及服務
- 傳媒專區
- 統計調查受訪者專區
- 貿易事宜專區
- 統計認知及學生專區
- 相關網址
- 服務台

二零零六年中期人口統計

香港統計數據書店

查閱貨物分類編號

重點提要

- 二零零五年十一月份的零售業銷售額臨時統計數字**  
二零零五年十一月的零售業總銷售額的臨時估計為158億元，較上年同月上升4.2%。  
[更多資料](#)
- 《主題性住戶統計調查第二十四號報告書》出版**  
《主題性住戶統計調查第二十四號報告書》列載於二零零四年十一月至二零零五年一月期間進行的主題性住戶統計調查的結果，當中包括香港居民使用非專營巴士服務的情況及對《基本法》的認識等主題。  
[更多資料](#)
- 二零零五年九月工資及薪金總額統計數字**  
二零零五年九月的平均工資率，以名義工資指數計算，較上年同期上升0.8%。薪金總額統計方面，二零零五年第三季的就業人士名義平均薪金指數較上年同期上升3.2%。  
[更多資料](#)

RSS 按此獲取以RSS形式發放的最新提要  
[關於RSS](#)

人口、住戶及機構統計數字  
[關於觀看此地圖](#)

主要統計指標  
主要經濟及社會統計指標  
[更多資料](#)

香港統計資料

- 人口及生命事件
- 勞工
- 對外貿易
- 工業生產
- 商業
- 科技
- 土地、樓宇、建造及地產
- 房屋及物業
- 運輸、通訊及旅遊
- 政府收支、貨幣、金融
- 物價
- 教育
- 衛生
- 社會福利
- 治安
- 文化、娛樂、康樂
- 環境、氣候及地理
- 能源
- 國民收入及國際收支平衡
- 其他

香港經濟四個主要行業

社會專題研究

## 新增功能

- 按主題搜尋資料
- 地圖上的分區統計資料
- 查閱貿易貨物分類編號
- 以電子郵件及Really Simple Syndication (RSS)方式通知最新統計資訊
- 為學生、傳媒工作者、統計調查受訪者及進出口人士而設的專區

## 有關政府統計處網站

- 最新的經濟及社會統計資料及圖表
- 於新聞稿發布當天在網站查閱有關統計數據
- 香港官方統計資料的入門網站

請瀏覽政府統計處網頁  
[www.censtatd.gov.hk](http://www.censtatd.gov.hk)

# Quality Statistics to Serve the Community

**Census and Statistics Department**  
The Government of the Hong Kong Special Administrative Region

Government Information Centre | TEXT ONLY 繁體版 简体版 | SEARCH | SITE MAP

- Home
- What's New
- About Us
- Major Projects, Events and Developments
- Hong Kong Statistics
- Press Releases & Press Conferences
- Products and Services
- Media Workers' Corner
- Survey Respondents' Corner
- Corner on Trade Matters
- Statistical Literacy and Students' Corner
- Links
- Service Desk

**Highlights**

- Provisional Statistics of Retail Sales for November 2005**  
The value of total retail sales in November 2005, provisionally estimated at \$15.8 billion, increased by 4.2% over a year earlier.  
[More :](#)
- Wage and Payroll Statistics for September 2005**  
The average wage rate, as measured by the wage index, rose by 0.8% in nominal terms in September 2005 over a year earlier. As for payroll, the index of payroll per person engaged increased by 3.2% in nominal terms in the third quarter of 2005 over a year earlier.  
[More :](#)
- Report on "External Direct Investment Statistics of Hong Kong 2004" now available on sale**  
The report contains detailed statistics including inward direct investment by investor country/territory; outward direct investment by recipient country/territory; opinions of direct investors on investment environment of Hong Kong and more detailed information on external direct investment in Hong Kong.  
[More :](#)

**RSS** To get future highlights in RSS format  
[About RSS](#)

**2006 Population By-census**

**Statistical Bookstore**

**Searching Commodity Codes**

**Hong Kong Statistics**

- Population and Vital Events
- Labour
- External Trade
- Industrial Production
- Commerce
- Science and Technology
- Land, Building, Construction and Real Estate
- Housing and Property
- Transport, Communications and Tourism
- Public Accounts, Money and Finance
- Prices
- Education
- Health
- Social Welfare
- Law and Order
- Culture, Entertainment and Recreation
- Environment, Climate and Geography
- Energy
- National Income and Balance of Payments
- Others

Four Key Industries in HK Economy  
Social Topics Studies

**Population, Household and Establishment Statistics**  
[About Viewing this Map](#)

**Key Indicators**  
Key Economic & Social Indicators  
[More..](#)

## New Features

- Information searching by theme
- District statistics on maps
- Trade commodity code searching
- Notification of latest statistics through e-mail and Really Simple Syndication (RSS) tool
- Dedicated corners for students, media workers, survey respondents and importers/exporters

## About C&SD Website

- Latest economic and social statistics and charts
- Press releases available on day of release
- Portal site for Hong Kong official statistics

Please visit  
**www.censtatd.gov.hk**