

香 港 統 計 月 刊

Hong Kong Monthly Digest of Statistics

二零零九年十月
October 2009

專題文章
Feature Article

二零零八年香港吸毒情況
Drug Abuse Situation in Hong Kong in 2008

二零零八年香港吸毒情況

Drug Abuse Situation in Hong Kong in 2008

近日，香港的毒品問題，尤其是近年青少年吸食危害精神毒品（或俗稱「丸仔」毒品）的上升趨勢，引起了公眾極大的關注。本文旨在透過藥物濫用資料中央檔案室所編製的統計資料，概述香港最新的吸毒情況及近年一些轉變的趨勢，亦闡述青少年吸毒方面的一些主要特徵。此外，本文亦展示與毒品相關的執法統計數字，補充對吸毒情況的分析，從而以較廣闊的角度審視吸毒問題。

Drug problem in Hong Kong, in particular the rising trend of psychotropic substance abuse among young people in recent years, has aroused much public concern nowadays. This article gives an overview of the latest situation and some of the changing trends of drug abuse in Hong Kong in recent years by making reference to statistics derived from the Central Registry of Drug Abuse. It also depicts some salient features of youth drug abuse. Moreover, drug-related enforcement statistics are presented to supplement the analysis of drug abuse situation, so as to give a wider perspective on drug abuse problem.

如對本文有任何查詢，請致電政府總部保安局統計組（電話：2867 1071）。

If you have any enquiries on this article, please call Statistics Unit, Security Bureau, Government Secretariat (Tel. : 2867 1071).

二零零八年香港吸毒情況

Drug Abuse Situation in Hong Kong in 2008

1. 引言

1.1 本文概述近年香港吸毒的情況及一些轉變的趨勢，亦闡釋本港青少年吸毒方面的一些主要特徵。

1.2 政府總部保安局「藥物濫用資料中央檔案室」（檔案室）搜集和編製有關吸毒的統計資料。自一九七二年設立以來，在監察本港吸毒情況方面，發揮關鍵作用。

1.3 檔案室是一個自願呈報系統，備有曾與呈報機構（包括執法部門、戒毒治療及福利機構、醫院和診所等）接觸而又被這些機構呈報的吸毒者資料。檔案室並非要確定本港吸毒人口的實際數字，但由此所得的統計數字可以反映出吸毒趨勢。

1.4 為能得到個別吸毒者和呈報機構對呈報資料的信任，《危險藥物條例》（第 134 章）就此授予法定保障，規定檔案室和呈報機構備存的所有記錄，必須予以保密。

1.5 吸毒統計數字每季都會更新及在禁毒處的網頁 (www.nd.gov.hk/tc/statistics_list.htm) 公布。禁毒處每年會出版一本載有主要吸毒趨勢和吸毒者特徵的報告書。

2. 定義和計算法則

2.1 作為資料呈報的準則，吸毒是指服用危害或可能危害個人身體或精神健康，或其家庭和社會關係的毒品／物質，而劑量或服用期超過通常視為治療作用的劑量或服用期。在本文中，被吸食的毒品分為麻醉鎮痛劑及危害精神

1. Introduction

1.1 This article presents an overview of the drug abuse situation and some of the changing drug trends in Hong Kong in recent years. It also depicts some salient features of youth drug abuse in Hong Kong.

1.2 The Central Registry of Drug Abuse (CRDA) maintained by the Security Bureau of the Government Secretariat collects and compiles statistics on drug abuse. Since its establishment in 1972, it has played a pivotal role in monitoring the drug abuse situation in Hong Kong.

1.3 The Registry is a voluntary reporting system which records drug abusers who have come into contact with and been reported by the reporting agencies (comprising law enforcement departments, treatment and welfare agencies, tertiary institutions, hospitals and clinics). It is not the intention of the Registry to ascertain the exact size of the drug abusing population in Hong Kong, but statistics derived from it reflect the trends of drug abuse.

1.4 To secure the confidence of both individual drug abusers and reporting agencies in reporting to the Registry, statutory protection to the confidentiality of all records maintained by the Registry and reporting agencies is provided under the Dangerous Drugs Ordinance (Cap. 134).

1.5 Statistics on drug abuse are updated and released on a quarterly basis on the Narcotics Division webpage (www.nd.gov.hk/en/statistics_list.htm). A report on the major drug abuse trends and characteristics of drug abusers is also published annually.

2. Definitions and Counting Rules

2.1 For the purpose of reporting, drug abuse is defined as the taking of substance which harms or threatens to harm the physical, mental or social well-being of an individual, in doses above or for periods beyond those normally regarded as therapeutic. In this article, substances of abuse are

毒品兩大類。麻醉鎮痛劑指海洛英、鴉片、嗎啡和菲仕通／美沙酮等傳統毒品。而危害精神毒品（或俗稱「九仔」毒品）包括迷幻劑、鎮抑劑、興奮劑、鎮靜劑和其他毒品／物質，例如氯胺酮、咳藥和有機溶劑等。飲用酒精及吸食煙草則不被列作吸毒。

3. 藥物濫用資料中央檔案室的數據

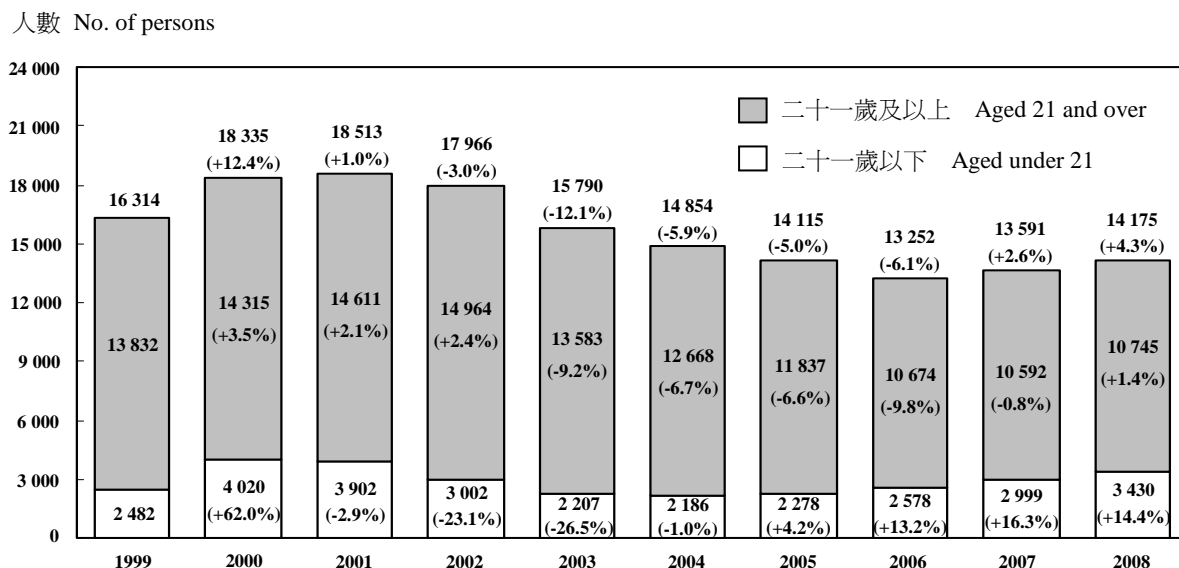
3.1 檔案室錄得被呈報吸毒者的總人數在一九九九年至二零零八年的十年間出現升跌起伏。自二零零零年及二零零一年達到其高峯逾 18 000 人後，人數便穩步下降至二零零六年的 13 252 人，到二零零七年才再次逆轉（13 591 人，按年升幅為 2.6%），在二零零八年人數進一步上升 4.3%，達 14 175 人。這上升趨勢在二零零九年上半年仍持續，被呈報吸毒者的人數較二零零八年同期增加了 1.7%。（表一及圖一）

broadly divided into two categories - narcotics analgesics and psychotropic substances. Narcotics analgesics refer to heroin, opium, morphine and physeptone/methadone while psychotropic substances include hallucinogens, depressants, stimulants, tranquillizers and other substances such as ketamine, cough medicine and organic solvents. Taking alcohol and tobacco are not regarded as drug abuse.

3. CRDA Figures

3.1 The total number of drug abusers reported to CRDA fluctuated in the 10 years between 1999 and 2008. After reaching its peak with over 18 000 in 2000 and 2001, the number decreased steadily to 13 252 in 2006, until a reversal in 2007 (13 591, an annual increase of 2.6%). The number then further increased by 4.3% to 14 175 in 2008. The increasing trend continued into the first half of 2009 as the number of reported abusers increased by 1.7% as compared with the same period of 2008. (Table 1 and Chart 1)

圖一 一九九九年至二零零八年按年齡組別劃分的被呈報吸毒人數
Chart 1 Reported Drug Abusers by Age Group, 1999 to 2008



註釋：括號內的數字是指與上年比較的變動百分比。

Note: Figures in brackets are the percentage changes over the previous year.

表一 二零零四年至二零零八年按性別和年齡組別劃分的被呈報吸毒人數
Table 1 Reported Drug Abusers by Sex and Age Group, 2004 to 2008

人數 No. of persons									
性別／年齡組別 Sex/Age group	2004	2005		2006		2007		2008	
男性 Male	12 200	11 449	(-6.2%)	10 706	(-6.5%)	11 125	(3.9%)	11 275	(1.3%)
<12	-	-	-	-	-	0 [#]	-	0 [#]	(50.0%)
12-15	190	207	(8.9%)	251	(21.3%)	387	(54.2%)	397	(2.6%)
16-17	481	576	(19.8%)	588	(2.1%)	681	(15.8%)	775	(13.8%)
18-20	833	765	(-8.2%)	926	(21.0%)	1 064	(14.9%)	1 197	(12.5%)
<21	1 504	1 548	(2.9%)	1 765	(14.0%)	2 134	(20.9%)	2 372	(11.2%)
≥ 21	10 696	9 901	(-7.4%)	8 941	(-9.7%)	8 991	(0.6%)	8 903	(-1.0%)
女性 Female	2 654	2 666	(0.5%)	2 546	(-4.5%)	2 466	(-3.1%)	2 900	(17.6%)
<12	-	-	-	-	-	0 [#]	-	0 [#]	(-50.0%)
12-15	147	171	(16.3%)	211	(23.4%)	274	(29.9%)	322	(17.5%)
16-17	190	223	(17.4%)	275	(23.3%)	294	(6.9%)	324	(10.2%)
18-20	345	336	(-2.6%)	327	(-2.7%)	295	(-9.8%)	411	(39.3%)
<21	682	730	(7.0%)	813	(11.4%)	865	(6.4%)	1 058	(22.3%)
≥ 21	1 972	1 936	(-1.8%)	1 733	(-10.5%)	1 601	(-7.6%)	1 842	(15.1%)
男女合計 Both sexes	14 854	14 115	(-5.0%)	13 252	(-6.1%)	13 591	(2.6%)	14 175	(4.3%)
<12	-	-	-	-	-	0 [#]	-	0 [#]	(0.0%)
12-15	337	378	(12.2%)	462	(22.2%)	661	(43.1%)	719	(8.8%)
16-17	671	799	(19.1%)	863	(8.0%)	975	(13.0%)	1 099	(12.7%)
18-20	1 178	1 101	(-6.5%)	1 253	(13.8%)	1 359	(8.5%)	1 608	(18.3%)
<21	2 186	2 278	(4.2%)	2 578	(13.2%)	2 999	(16.3%)	3 430	(14.4%)
≥ 21	12 668	11 837	(-6.6%)	10 674	(-9.8%)	10 592	(-0.8%)	10 745	(1.4%)
平均年齡 Mean age	35	35		34		34		33	

註釋：括號內的數字是指與上年比較的變動百分比。

0[#] 數字少於 10。

- 無。

Notes: Figure in bracket is the percentage change over the previous year.

0[#] Figure less than 10.

- Nil.

3.2 二十一歲以下的青少年吸毒者近年的上升趨勢令人憂慮。這年齡組別的被呈報吸毒者在二零零八年有 3 430 人，較二零零四年增加了 56.9%。而在不同年齡組別的青少年吸毒者中，年齡介乎十二至十五歲的吸毒者人數在二零零四年至二零零八年的四年間已增加逾倍，升幅最為顯著。在二零零八年，檔案室接獲被呈報的吸毒人數，佔十一歲及以上人口的 0.2%，而十一歲至二十歲青少年吸毒者的比率則為相應人口的 0.4%。（表一及圖一）

3.2 There was an alarmingly rising trend for young drug abusers aged under 21 in recent years, with 3 430 reported abusers in 2008, representing an increase of 56.9% over 2004. Among the age groups, the number of those aged between 12 and 15 in 2008 was more than double of that in 2004, registering the most significant increase. In 2008, the rate of drug abusers reported to CRDA was 0.2% of the population aged 11 and over, while the rate of young drug abusers aged between 11 and 20 was 0.4% of the corresponding population. (Table 1 and Chart 1)

3.3 男性吸毒的情況較女性普遍，在二零零八年，男性吸毒者（11 275 人）佔所有被呈報吸毒者的 79.5%。但在二零零八年男性吸毒人數與二零零四年比較下降了 7.6%，而女性吸毒人數（2 900 人）在同期間上升了 9.3%。

（表一）

3.3 Drug abuse is more popular among males than females, with 79.5% of reported drug abusers being male (11 275) in 2008. However, the number of male drug abusers in 2008 declined by 7.6% when compared with 2004, whereas that of female (2 900) rose by 9.3% over the same period. (Table 1)

表二 二零零四年至二零零八年按首次吸毒年齡劃分的吸毒青少年百分比分布
Table 2 Percentage Distribution of Young Drug Abusers by Age of First Abuse, 2004 to 2008

	百分比 %				
首次吸毒年齡 Age of first abuse	2004	2005	2006	2007	2008
<12	1.2	1.3	1.4	1.3	1.4
12-15	47.2	52.1	54.1	55.2	57.5
16-17	29.9	31.5	29.5	27.1	27.7
18-20	21.6	15.1	15.0	16.5	13.4
總計 Total	100.0	100.0	100.0	100.0	100.0
首次吸毒平均年齡 Mean age of first abuse	16	15	15	15	15

註釋：數字不包括首次吸毒年齡不詳人士。

Note : Figures exclude persons with unknown age of first abuse.

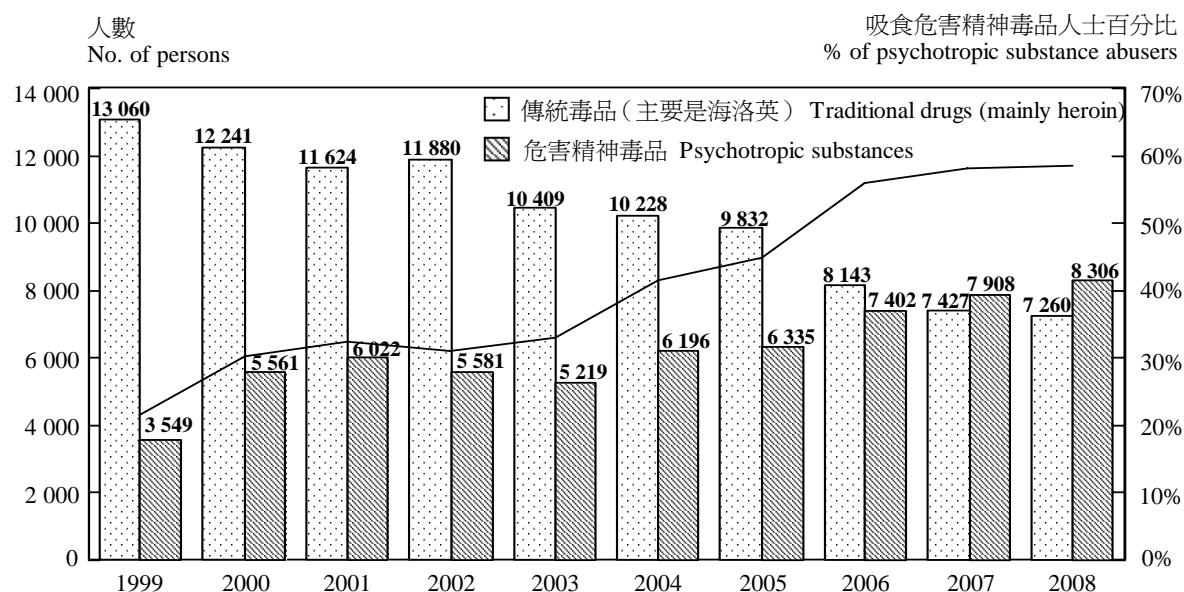
3.4 隨着青少年吸毒的上升趨勢，近年青少年吸毒者的首次吸毒年齡亦見下降。從二零零四年至二零零八年，首次吸毒的平均年齡由 16 歲下降至 15 歲。在二零零四年，約半數青少年吸毒者在 16 歲前首次吸毒。到二零零八年，有關比重升至近六成。（表二）

3.4 Along with the rising trend of youth drug abuse, there was a lowering of the age of first-time abuse of young drug abusers in recent years, with the mean age of first abuse declining from 16 in 2004 to 15 in 2008. In 2004, about half of young drug abusers first took drugs at ages below 16, and in 2008 the share rose to nearly 60%. (Table 2)

3.5 在過往，傳統毒品（主要是海洛英）是香港最多人吸食的毒品。不過，近年來吸食傳統毒品人數呈現下降趨勢，由一九九九年的 13 060 人降至二零零八年的 7 260 人。（圖二）

3.5 Historically, traditional drugs (mainly heroin) were the most common drug abused in Hong Kong. However, there was a declining trend for traditional drug abusers in recent years, with the number dropping from 13 060 in 1999 to 7 260 in 2008. (Chart 2)

圖二 一九九九年至二零零八年被呈報吸食海洛英及危害精神毒品的人數
Chart 2 Reported Heroin and Psychotropic Substance Abusers, 1999 to 2008



註釋：個別吸毒者在一指定期間可同時吸食海洛英及危害精神毒品。在二零零八年，約 10% 吸毒者同時吸食海洛英及危害精神毒品。

Note: An abuser may take both heroin and psychotropic substances during a given period. About 10% of drug abusers took both heroin and psychotropic substances in 2008.

3.6 相反，被呈報吸食危害精神毒品的人數則持續上升。踏入二千年的期間，有關人數由一九九九年的 3 549 人躍升至二零零一年逾 6 000 人。在二零零七年，檔案室更首次錄得被呈報吸食危害精神毒品的人數 (7 908) 超越吸食傳統毒品的人數 (7 427)。這上升趨勢在二零零九年持續，二零零九年首半年人數較二零零八年同期增加了 3.3%。在一九九九年至二零零八年期間，吸食危害精神毒品者佔所有被呈報吸毒者的百分比由 21.8% 上升至 58.6%。(圖二)

3.6 On the contrary, there was a constantly rising trend for reported abusers taking psychotropic substances. At the turn of the century, the reported number of abusers surged up from 3 549 in 1999 to over 6 000 in 2001. The number of abusers taking psychotropic substances (7 908) even overtook the number of those taking traditional drugs (7 427) in 2007, the first time ever recorded. This rising trend continued into 2009, with an increase of 3.3% in the first half of 2009 over the same period in 2008. The proportion of abusers taking psychotropic substances also increased rapidly from 21.8% in 1999 to 58.6% in 2008. (Chart 2)

3.7 吸食海洛英及三唑侖／咪達唑侖／佐匹克隆（或俗稱白瓜子／藍精靈）人士吸毒的頻次一般較高，他們每月吸食次數中位數達 60 次。吸食其他危害精神毒品者的相關次數則低很多，例如吸食冰和氯胺酮（或俗稱 K 仔）人士，每月吸食次數中位數分別為 9 次及 6 次。

3.7 Abusers of heroin and triazolam/midazolam/zopiclone had a relatively higher frequency of abusing drugs in general, with a median monthly frequency of abusing drugs at 60 times. The counterpart figures for other types of psychotropic substance abusers were much lower, such as 9 times for ice abusers and 6 times for ketamine abusers.

表三 一九九九年至二零零八年被呈報的吸食各種危害精神毒品的人數

Table 3 Reported Abusers of Major Types of Psychotropic Substances, 1999 to 2008

危害精神毒品種類 Type of psychotropic substances	人數 No. of persons									
	1999	2000	2001	2002	2003	2004	2005	2006	2007	2008
氯胺酮 Ketamine	23	1 605	2 746	2 692	1 954	2 584	2 100	3 080	4 058	5 042
冰 Ice	1 016	968	947	606	567	642	753	856	1 112	1 360
白瓜子／藍精靈 Triazolam/Midazolam/Zopiclone	931	927	902	1 249	1 567	1 752	2 034	2 227	1 834	1 348
搖頭丸 Ecstasy	343	2 333	2 272	1 378	971	1 275	1 694	1 529	916	792
大麻 Cannabis	1 294	1 434	1 227	1 298	1 050	1 119	1 136	976	788	760
可卡因 Cocaine	18	31	46	38	56	95	193	358	716	684
咳藥 Cough Medicine	286	308	291	377	547	658	706	755	601	559

註釋： 同一吸毒者可被呈報吸食多於一種毒品。

Note: More than one type of drugs may be reported for each individual drug abuser.

3.8 自二零零一年開始，氯胺酮一直都是最多人吸食的危險精神毒品。二零零八年逾 5 000 人被呈報吸食氯胺酮，他們當中逾半（57.9%）年齡在二十一歲以下。其次兩類最多人吸食的危險精神毒品是冰及白瓜子／藍精靈。同年，分別有 1 360 人及 1 348 人吸食冰和白瓜子／藍精靈。他們大部分年齡在二十一歲以上。（表三）

3.8 Ketamine has been the most commonly abused psychotropic substance among drug abusers since 2001. In 2008, there were over 5 000 reported ketamine abusers, among whom over half (57.9%) were aged under 21. Ice and triazolam/midazolam/zopiclone were the next two commonly abused psychotropic substances, with 1 360 and 1 348 abusers respectively in 2008, most of whom being aged 21 and over. (Table 3)

表四 二零零六年至二零零八年被呈報吸毒者的吸毒地點分布
Table 4 Locality of Abusing Drugs of Reported Drug Abusers, 2006 to 2008

	2006	2007	2008
在家／朋友家 Home/friend's home	69.8%	73.0%	76.7%
休憩地方／公園／公廁 Recreation area/public garden/public toilet	37.3%	36.8%	36.3%
的士高／卡拉OK Disco/Karaoke	18.6%	17.8%	16.9%
會所／大廈／酒店／酒吧內舉行的派對場合 Party gathering in club house/building/hotel/bar	5.7%	5.7%	4.3%
電子遊戲機中心 Electronic game centre	4.0%	4.0%	4.1%
會所／大廈／酒店／酒吧內舉行的非派對場合 Non-party gathering in club house/building/hotel/bar	4.1%	4.1%	3.7%
咖啡店／網吧 Café/Internet café	1.9%	2.2%	2.8%
出租屋／渡假屋／出租地方 Apartment/Bungalow/Rental area	2.7%	3.4%	2.3%
學校／宿舍 School (including school hostel)	0.2%	0.5%	0.4%

註釋：數字不包括吸毒地點不詳人士。

個別吸毒者可於超過一個地點吸毒。

Notes: Figures exclude persons with unknown locality of abusing drugs.

More than one type of locality may be reported for each individual drug abuser.

3.9 吸毒地點方面¹，以在家和在休憩地方／公園／公廁居多。二零零八年，76.7%²吸毒者表示曾在家吸毒，另 36.3%曾在休憩地方／公園／公廁吸毒。其次普遍吸毒地點是卡拉OK／的士高。年齡在二十一歲以下的青少年吸毒者中，三分一在二零零八年曾在卡拉OK／的士高吸毒（二零零六年為 63.8%）。在卡拉OK／的士高吸毒的普遍程度在二零零七年下降，很可能是當局在公眾娛樂場所加強了執法行動的緣故。（表四）

3.9 Regarding the locality of drug abuse¹, home and recreation area/public garden/public toilet top the list, with 76.7%² and 36.3% of the reported drug abusers respectively in 2008. The next common locality is karaoke/disco. For younger abusers under 21, as much as one-third of them abused drugs at karaoke/disco in 2008 (as against 63.8% in 2006). The declining popularity of abusing drugs in karaoke/disco in 2007 may be attributable to enhanced law enforcement efforts in places of public entertainment. (Table 4)

1 數據在二零零六年開始提供。

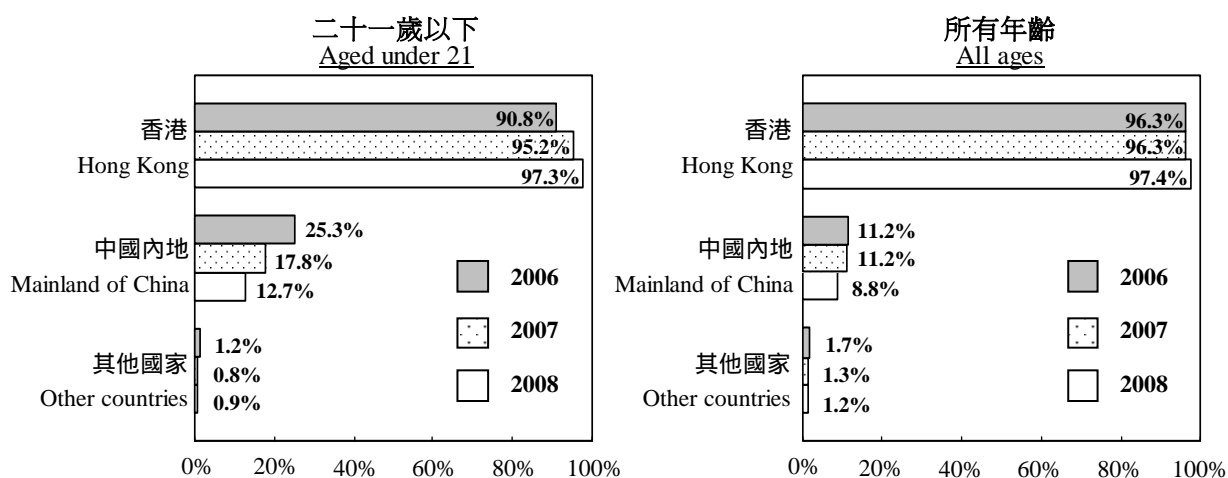
2 他們中，同時在家及其他地點(如娛樂場所)吸毒的人士佔 34%。

1 Data was first available in 2006.

2 Among them, 34% also took drugs elsewhere, such as at entertainment venues.

圖三 二零零六年至二零零八年被呈報的吸毒者的吸毒地方分布

Chart 3 Place of Abusing Drugs of Reported Drug Abusers, 2006 to 2008



註釋：數字不包括吸毒地方不詳人士。

個別吸毒者可於超過一個地方吸毒。

Notes: Figures exclude persons with unknown place of abusing drugs.

More than one type of place may be reported for each individual drug abuser.

3.10 由於珠江三角洲各地區的社會經濟聯繫密切，跨境吸毒問題令人關注。二零零六年，25.3%青少年吸毒者報稱曾在中國內地（主要是深圳）吸毒¹。這數字在二零零八年下降至 12.7%。就整體吸毒者而言，相應數字在二零零六年和二零零七年均是 11.2%，在二零零八年只是 8.8%，可見這問題在青少年吸毒者當中較為嚴重。（圖三）

3.10 Along with the close social and economic links within the Pearl River Delta region, cross-boundary drug abuse is an issue of concern. In 2006, 25.3% of the young drug abusers reported they had taken drugs in the mainland of China¹ (mainly Shenzhen). The proportion dropped to 12.7% in 2008. This is a problem more serious among young drug abusers, as the corresponding figure for all drug abusers was lower, at 11.2% in both 2006 and 2007 and 8.8% in 2008. (Chart 3)

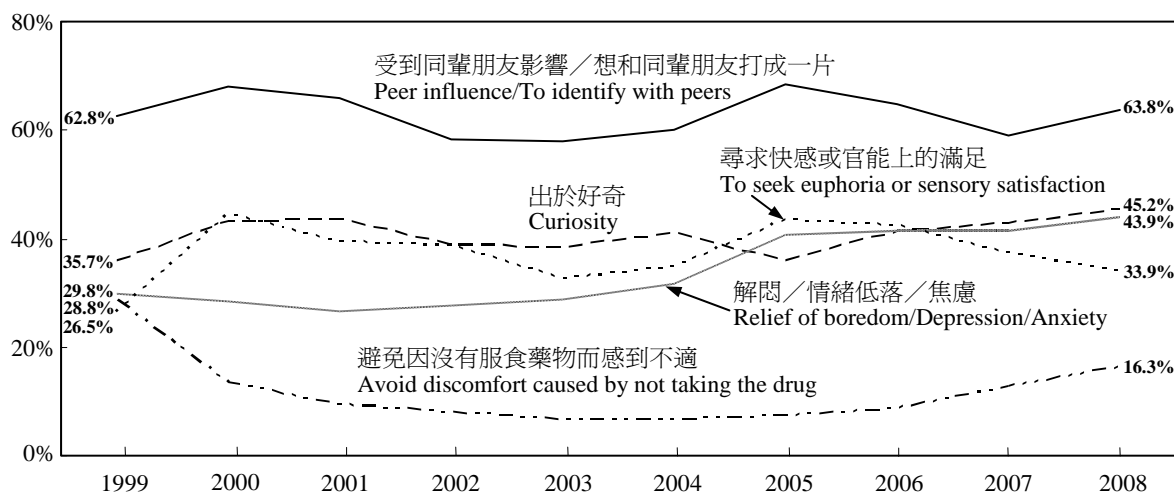
3.11 二零零八年，在二十一歲以下的吸毒青少年中，最普遍的吸毒原因是“受到同輩朋友影響／想和同輩朋友打成一片”（佔 63.8%），其次是“出於好奇”（45.2%）和“解悶／情緒低落／焦慮”（43.9%）。（圖四）

3.11 In 2008, among young abusers aged under 21, “peer influence/to identify with peers” (63.8%) was the most popular reason for drug abuse, followed by “curiosity” (45.2%) and “relief of boredom/depression/anxiety” (43.9%). (Chart 4)

¹ 數據在二零零六年開始提供。

¹ Data was first available in 2006.

圖四 一九九九年至二零零八年被呈報的吸毒青少年現時吸毒主要原因分布
Chart 4 Major Reason for Current Drug Abuse of Reported Youth Drug Abusers, 1999 to 2008



註釋：有關比例為被呈報吸毒青少年中報稱現時因個別原因吸毒的比例。

數字不包括現時吸毒原因不詳的人士。

個別吸毒者呈報的現時吸毒原因可能多於一項。

Notes: Proportion refers to the proportion of reported young drug abusers claiming the respective reason for current drug abuse.

Figures exclude persons with unknown reason for current drug abuse.

More than one reason for current drug abuse may be reported for an individual drug abuser.

3.12 二十一歲及以上的年長吸毒者的模式卻有些不同。在他們中，最普遍的吸毒原因是“受到同輩朋友影響／想和同輩朋友打成一片”（45.7%），其次是“解悶／情緒低落／焦慮”（44.1%）和“避免因沒有服食藥物而感到不適”（40.9%）。

3.12 The pattern for those adult abusers aged 21 and over was somehow different. “Peer influence/to identify with peers” (45.7%) was the most popular reason, closely followed by “relief of boredom/depression/anxiety” (44.1%) and “avoid discomfort caused by not taking the drug to” (40.9%).

4. 與毒品相關的執法統計數字

4. Drug-related Enforcement Statistics

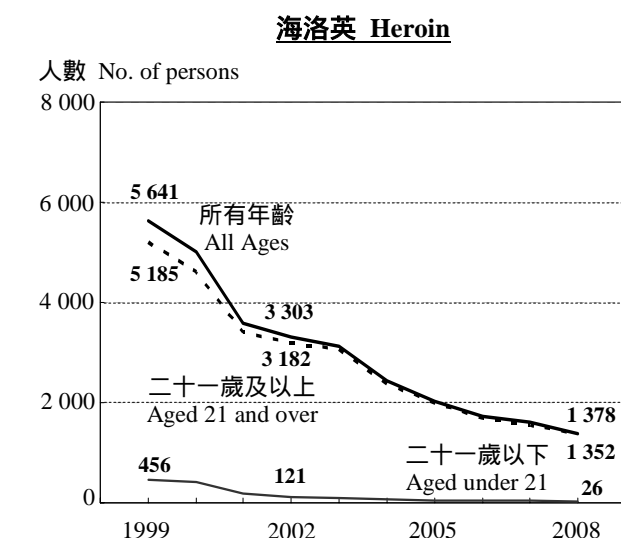
4.1 從涉及毒品的罪行統計數字可見，吸食危害精神毒品的問題和青少年吸毒問題互有關連，且日趨嚴重。

4.1 The escalating, inter-related problems of psychotropic substance abuse and youth drug abuse could be illustrated by statistics on drug-related offences.

4.2 在一九九九年至二零零八年期間，涉及海洛英的與毒品相關罪行被捕人數持續下跌。在危害精神毒品方面，雖然有關被捕人數驟有起跌，但大致上呈上升趨勢。高峯為二零零八年的 7 905 人，數字較二零零五年升逾一倍。當中，近三分之一為二十一歲以下的青少年。（圖五）

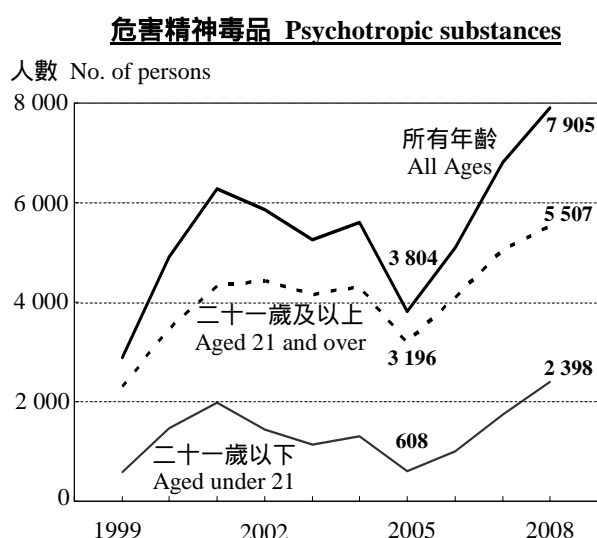
4.2 Between 1999 and 2008, the number of arrests for drug-related offences involving heroin declined continually. On the other hand, the number of arrests for drug-related offences involving psychotropic substances was generally on the rise, with occasional peaks and troughs. The current peak of 7 905 in 2008 was more than double of the figure in 2005. Nearly one-third of them were young persons under 21. (Chart 5)

圖五 一九九九年至二零零八年按年齡組別劃分的與毒品相關罪行被捕的人數
Chart 5 Arrests for Drug-related Offences by Age Group, 1999 to 2008



註釋： 個別人士在某年內可能同時因海洛英和危害精神毒品的相關罪行而被捕。

資料來源： 香港警務處
香港海關



Note: An individual may be arrested for offences of both heroin and psychotropic substances concurrently in a given year.

Source: Hong Kong Police Force
Customs and Excise Department

4.3 至於因與毒品相關罪行而被檢控的二十一歲以下青少年，在二零零八年，79.3%是涉及管有危險藥物，其次是販運危險藥物。在二零零五至二零零八年期間，涉及管有罪行的檢控個案上升了 245.1%，而販運罪行方面，則上升了 237.1%。（表五）

4.3 For youngsters under 21 prosecuted for drug-related offences in 2008, 79.3% were related to possession of dangerous drugs, followed by trafficking in dangerous drugs. Between 2005 and 2008, there were increases of 245.1% of cases of prosecution of possession offences; and 237.1% for trafficking offences. (Table 5)

表五 二零零五年至二零零八年因與毒品相關罪行而被檢控的二十一歲以下的人數
Table 5 Persons Aged under 21 Prosecuted for Drug-related Offences, 2005 to 2008

	人數 No. of persons			
	2005	2006	2007	2008
管有危險藥物 Possession of dangerous drugs	368	518	998	1 270
販運危險藥物 Trafficking in dangerous drugs	89	143	191	300

註釋： 個別人士在某年內可能被控多於一項罪行。

資料來源： 司法機構

Note: An individual may be prosecuted for more than one offence in a given year.

Source: Judiciary

二零零九年一月至十月刊載的專題文章目錄

List of Feature Articles Published during January to October 2009

月份	文章題目	Month	Title of Article
1	(i) 對外直接投資統計	1	(i) External direct investment statistics
	(ii) 二零零七年路運貨物統計		(ii) Road cargo statistics for 2007
2	(i) 從事製造業相關活動的貿易公司	2	(i) Trading firms with manufacturing-related activities
	(ii) 一九九八年至二零零八年中層經理級與專業僱員薪金統計數字		(ii) Salary statistics of middle-level managerial and professional employees 1998 to 2008
	(iii) 香港的殘疾人士及長期病患者		(iii) Persons with disabilities and chronic diseases in Hong Kong
3	(i) 消費物價指數及其在一九九九年至二零零八年間的變動情況	3	(i) Consumer Price Index and its movements during 1999 to 2008
	(ii) 香港經濟四個主要行業在二零零七年的情況		(ii) The situation of the four key industries in the Hong Kong economy in 2007
4	(i) 香港出口貿易分析	4	(i) An analysis of Hong Kong's exports
	(ii) 二零零三年至二零零八年貨櫃統計		(ii) Container statistics, 2003 to 2008
	(iii) 香港的金融服務業		(iii) The financial services sector in Hong Kong
5	(i) 二零零三年至二零零七年香港研究及發展的統計數字	5	(i) Statistics on research and development of Hong Kong, 2003 to 2007
	(ii) 二零零八年失業率的走勢		(ii) The movement of the unemployment rate in 2008
	(iii) 香港的批發、零售、進口與出口貿易、飲食及酒店業		(iii) The wholesale, retail and import and export trades, restaurants and hotels sectors in Hong Kong
6	(i) 二零零八年就業綜合估計數字	6	(i) Composite Employment Estimates 2008
	(ii) 一九九九年至二零零八年香港國際收支平衡表的要點		(ii) Salient features of Hong Kong's Balance of Payments account for 1999 to 2008
	(iii) 二零零八年按分區劃分的香港人口概況		(iii) The profile of Hong Kong population analysed by district, 2008
	(iv) 吸煙情況		(iv) Pattern of smoking
7	(i) 二零零八年本港居民到中國內地旅行的消費開支按運輸方式分析的香港對外商品貿易	7	(i) Consumption expenditure of Hong Kong residents travelling to the mainland of China, 2008
	(ii) 電子產品及電子行業統計數字		(ii) Statistics on electronic products and the electronics industry
	(iii) 二零零八年香港的中醫藥業		(iii) The Chinese medicine sector in Hong Kong, 2008
8	(i) 香港的境外分支機構服務貿易統計	8	(i) Foreign affiliates trade in services statistics for Hong Kong
	(ii) 一九九八年至二零零八年綜合社會保障援助計劃的統計數字		(ii) Statistics on Comprehensive Social Security Assistance Scheme, 1998 to 2008
	(iii) 行業集中度統計數字		(iii) Statistics on sectoral concentration
	(iv) 私人住宅樓宇的清潔及保安服務		(iv) Cleansing and guarding services in private residential buildings
9	(i) 香港的服務貿易	9	(i) Trade in services of Hong Kong
	(ii) 二零零八年到中國內地作私人旅行的本港居民的社會經濟特徵		(ii) Socio-economic characteristics of Hong Kong residents making personal travel to the mainland of China, 2008
	(iii) 一九九八年至二零零八年的香港專利統計數字		(iii) Patent statistics for Hong Kong, 1998 to 2008
10	(i) 空運貨物統計	10	(i) Air cargo statistics
	(ii) 服務行業業務收益指數		(ii) Business receipts indices for service industries
	(iii) 二零零八年香港吸毒情況		(iii) Drug abuse situation in Hong Kong in 2008

二零零九年十一月至二零一零年二月
政府統計處定期性統計數據發布日期一覽表
Schedule for Issuing Regular Releases of Statistical Data by
the Census and Statistics Department, November 2009 to February 2010

每年九月底，本處會向傳媒公布翌年定期性統計數據新聞發布的詳細時間表。本附錄載列未來四個月的發布日期。數據於發布日期下午四時三十分向傳媒公布。有關的新聞公布於稍後時間載列於政府統計處的網站上 (www.censtatd.gov.hk)。發布日期下午四時三十分後致電本處，亦可查詢有關統計數據。

The date schedule for issuing regular press releases of statistical data in the ensuing year is issued to the mass media in end September of each year. This Annex gives the schedule for the coming four months. Data are issued to the media at 4:30 p.m. on the date of release. The press releases are posted shortly afterwards on the Department's website (www.censtatd.gov.hk). Telephone enquiries may also be made to the Department after 4:30 p.m. on the release date.

統計數據 Statistical Data		發布日期 (日/月/年) Release Date (DD/MM/YYYY)
人口統計 Population Statistics		
1. 二零零九年年底人口數字 <i>查詢電話 Enquiry Telephone Number</i> 2716 8044	Year-end Population for 2009	11.02.2010
勞工統計 Labour Statistics		
1. 失業及就業不足統計數字 二零零九年八月至十月 二零零九年九月至十一月 二零零九年十月至十二月 二零零九年十一月至二零一零年一月 <i>查詢電話 Enquiry Telephone Number</i> 2887 5506	Unemployment and Underemployment Statistics August to October 2009 September to November 2009 October to December 2009 November 2009 to January 2010	17.11.2009 17.12.2009 19.01.2010 18.02.2010
2. 就業及空缺統計 二零零九年九月 <i>查詢電話 Enquiry Telephone Number</i> 2582 4751	Employment and Vacancies Statistics September 2009	21.12.2009
3. 薪金總額及工資統計 二零零九年第三季 <i>查詢電話 Enquiry Telephone Number</i> 2887 5584	Payroll and Wage Statistics 3rd Quarter 2009	28.12.2009
對外貿易統計 External Trade Statistics		
1. 對外商品貿易統計 二零零九年十月 二零零九年十一月 二零零九年十二月 二零一零年一月 <i>查詢電話 Enquiry Telephone Number</i> 2582 4914	External Merchandise Trade Statistics October 2009 November 2009 December 2009 January 2010	26.11.2009 28.12.2009 26.01.2010 25.02.2010
2. 對外商品貿易貨量及價格統計 二零零九年九月 二零零九年十月 二零零九年十一月 二零零九年十二月 <i>查詢電話 Enquiry Telephone Number</i> 2582 4914	Volume and Price Statistics of External Merchandise Trade September 2009 October 2009 November 2009 December 2009	10.11.2009 17.12.2009 19.01.2010 11.02.2010

對外貿易統計 (續)**External Trade Statistics (cont'd)**

3.	按產品所屬工業劃分的港產品出口 統計數字 二零零九年第三季 查詢電話 Enquiry Telephone Number	Domestic Export Statistics Classified by Industrial Origin 3rd Quarter 2009 2805 6641	06.11.2009
4.	船隻、港口貨物及貨櫃統計 二零零九年第三季 查詢電話 Enquiry Telephone Number	Statistics on Vessels, Port Cargo and Containers 3rd Quarter 2009 2582 4889	07.12.2009
5.	涉及外發中國內地加工貿易統計 二零零九年第三季 查詢電話 Enquiry Telephone Number	Statistics on Trade Involving Outward Processing in the Mainland of China 3rd Quarter 2009 2582 5255	18.12.2009

物價統計**Price Statistics**

1.	消費物價指數 二零零九年十月 二零零九年十一月 二零零九年十二月 二零一零年一月 查詢電話 Enquiry Telephone Number	Consumer Price Index October 2009 November 2009 December 2009 January 2010 2805 6401	20.11.2009 21.12.2009 21.01.2010 23.02.2010
----	---	---	--

國民收入及國際收支平衡統計**National Income and Balance of Payments Statistics**

1.	本地生產總值 二零零九年第三季 ⁽¹⁾ 二零零九年第四季 ⁽²⁾ 查詢電話 Enquiry Telephone Number	Gross Domestic Product 3rd Quarter 2009 ⁽¹⁾ 4th Quarter 2009 ⁽²⁾ 2582 4787	13.11.2009 24.02.2010
----	---	---	--------------------------

註： (1) 財政司司長辦公室轄下的經濟分析及方便營商處的經濟分析部發布有關二零零九年第三季經濟報告及二零零九年全本地生產總值暨物價預測最後修訂的新聞稿時，二零零九年第三季本地生產總值亦於該新聞稿中發布。政府統計處不會在當日就二零零九年第三季的本地生產總值另發新聞稿。

(2) 二零零九年第四季及二零零九年全年的本地生產總值會連同其他輔助文件，在財政司司長宣讀《財政預算案演辭》當日公布。而根據財政司司長辦公室所提供的資料，財政預算案將於二零一零年二月廿四日公布。政府統計處不會在當日就二零零九年第四季及二零零九年全年的本地生產總值另發新聞稿。

Notes: (1) The Economic Analysis Division of the Economic Analysis and Business Facilitation Unit under the Financial Secretary's Office will issue a press release on the Third Quarter Economic Report 2009 and final update of GDP and price forecasts for 2009 as a whole. The GDP for the third quarter of 2009 will also be released there. No separate press release on the GDP for the third quarter of 2009 will be issued by the Census and Statistics Department on that day.

(2) The Gross Domestic Product (GDP) for the fourth quarter of 2009 and the whole year of 2009 together with other supporting materials will be released along with the Financial Secretary's Budget Speech. According to the Financial Secretary's Office, the budget speech is scheduled to be delivered on 24 February 2010. No separate press release on the GDP for the fourth quarter of 2009 and the whole year of 2009 will be issued by the Census and Statistics Department on that day.

2.	以環比物量計算按經濟活動劃分的 本地生產總值 二零零九年第三季 查詢電話 Enquiry Telephone Number	Chain Volume Measures of Gross Domestic Product by Economic Activity 3rd Quarter 2009 2116 5188	21.12.2009
----	--	--	------------

國民收入及國際收支平衡統計 (續)

National Income and Balance of Payments Statistics (cont'd)

- | | | | |
|----|---|--|------------|
| 3. | 本地居民生產總值及對外要素收益
流動數字 | Gross National Product and External Factor
Income Flows | |
| | 二零零九年第三季 | 3rd Quarter 2009 | 14.12.2009 |
| | 查詢電話 Enquiry Telephone Number 2116 5101 | | |
| 4. | 國際收支平衡統計 | Balance of Payments Statistics | |
| | 二零零九年第三季 | 3rd Quarter 2009 | 22.12.2009 |
| | 查詢電話 Enquiry Telephone Number 2116 8660 | | |

其他各類統計

Various Other Types of Statistics

- | | | | |
|----|---|--|------------|
| 1. | 零售業銷貨額統計 | Retail Sales Statistics | |
| | 二零零九年九月 | September 2009 | 02.11.2009 |
| | 二零零九年十月 | October 2009 | 01.12.2009 |
| | 二零零九年十一月 | November 2009 | 29.12.2009 |
| | 二零零九年十二月 | December 2009 | 01.02.2010 |
| | 查詢電話 Enquiry Telephone Number 2802 1367 | | |
| 2. | 工業生產指數和製造業生產者
價格指數 | Quarterly Index of Industrial Production and
Quarterly Producer Price Indices for
Manufacturing Industries | |
| | 二零零九年第三季 | 3rd Quarter 2009 | 14.12.2009 |
| | 查詢電話 Enquiry Telephone Number 2805 6641 | | |
| 3. | 建造工程完成量統計 | Construction Output Statistics | |
| | 二零零九年第三季 | 3rd Quarter 2009 | 11.12.2009 |
| | 查詢電話 Enquiry Telephone Number 2805 6424 | | |
| 4. | 食肆的收入及購貨額統計 | Restaurant Receipts and Purchases Statistics | |
| | 二零零九年第三季 | 3rd Quarter 2009 | 02.11.2009 |
| | 二零零九年第四季 | 4th Quarter 2009 | 01.02.2010 |
| | 查詢電話 Enquiry Telephone Number 2802 1367 | | |
| 5. | 服務行業按季業務收益指數 | Quarterly Business Receipts Indices for
Service Industries | |
| | 二零零九年第三季 | 3rd Quarter 2009 | 11.12.2009 |
| | 查詢電話 Enquiry Telephone Number 2802 1269 | | |
| 6. | 按季業務展望統計調查結果 | Results of the Quarterly Business Tendency
Survey | |
| | 二零一零年第一季 | 1st Quarter 2010 | 22.01.2010 |
| | 查詢電話 Enquiry Telephone Number 2805 6112 | | |

政府統計處刊物一覽（截至二零零九年十月一日）

List of Publications of the Census and Statistics Department (as at 1.10.2009)

名稱	Title	最新期號 ⁽¹⁾	印刷版售價(港元) Price of Print Version (HK\$)	
			不包括 郵費 Not Including Postage	連本地 郵費 Including Local Postage
綜合性統計刊物	General Statistical Digests			
香港經濟趨勢 (半月刊)	Hong Kong Economic Trends (half-monthly)	30/9/2009	13.0	16.0
香港統計月刊	Hong Kong Monthly Digest of Statistics	9/2009	142.0	158.5
香港統計年刊 ⁽³⁾	Hong Kong Annual Digest of Statistics ⁽³⁾	2008	164.0	192.0
香港社會及經濟趨勢 (雙年刊) ⁽³⁾	Hong Kong Social and Economic Trends (biennial) ⁽³⁾	2007	151.0	167.4
香港的發展(1967 - 2007)－統計圖表集 (特刊) ⁽³⁾	A Graphic Guide on Hong Kong's Development (1967 - 2007) (ad hoc) ⁽³⁾	-	66.0	82.4
香港統計數字一覽 (年刊) ⁽²⁾	Hong Kong in Figures (annual) ⁽²⁾	2009	<-----免費 Free ----->	
對外貿易	External Trade			
商品貿易統計	Merchandise Trade Statistics			
香港商品貿易統計：	Hong Kong Merchandise Trade Statistics：			
進口 (月刊)	Imports (monthly)	7/2009	499.0	527.0
港產品出口及轉口 (月刊)	Domestic Exports and Re-exports (monthly)	7/2009	499.0	527.0
周年附刊，按國家及貨品劃分：	Annual Supplement, Country by Commodity：			
- 進口	- Imports	2008	379.0	407.0
- 港產品出口及轉口	- Domestic Exports and Re-exports	2008	379.0	426.0
香港對外商品貿易 (月刊)	Hong Kong External Merchandise Trade (monthly)	7/2009	128.0	144.5
香港對外商品貿易回顧 (年刊)	Annual Review of Hong Kong External Merchandise Trade (annual)	2008	132.0	140.2
香港商品貿易指數 (月刊) ⁽⁵⁾	Hong Kong Merchandise Trade Index Numbers (monthly) ⁽⁵⁾	7/2009	-	-
對外商品貿易數字 (月刊)	External Merchandise Trade Figures (monthly)	8/2009	<-----免費 Free ----->	
按產品所屬工業劃分的港產品出口統計數字 (季刊)	Domestic Exports Statistics Classified by Industrial Origin (quarterly)	Q2/2009	<-----免費 Free ----->	
船務統計	Shipping Statistics			
香港船務統計 (季刊)	Hong Kong Shipping Statistics (quarterly)	4-6/2009	73.0	81.5
服務貿易統計	Trade in Services Statistics			
香港服務貿易統計報告 (年刊) ⁽⁴⁾	Report on Hong Kong Trade in Services Statistics (annual) ⁽⁴⁾	2007	-	-
國民收入	National Income			
本地生產總值 (季刊)	Gross Domestic Product (quarterly)	Q2/2009	49.0	53.5
本地生產總值 (年刊) ⁽²⁾	Gross Domestic Product (annual) ⁽²⁾	2008	58.0	66.2
本地生產總值統計特刊，二零零七年十月 (特刊)	Special Report on Gross Domestic Product, October 2007 (ad hoc)	-	54.0	58.0
國際收支平衡	Balance of Payments			
香港國際收支平衡統計 一九九七年至一九九九年 (特刊)	Balance of Payments Statistics of Hong Kong 1997 to 1999 (ad hoc)	-	14.0	18.0
香港國際收支平衡統計 (季刊) ⁽⁵⁾	Balance of Payments Statistics of Hong Kong (quarterly) ⁽⁵⁾	Q2/2009	-	-
香港對外直接投資統計 (年刊)	External Direct Investment Statistics of Hong Kong (annual)	2007	46.0	50.0
勞工	Labour			
勞動人口、就業及空缺統計	Labour Force, Employment and Vacancies Statistics			
綜合住戶統計調查按季統計報告書	Quarterly Report on General Household Survey	4-6/2009	66.0	74.5
就業及空缺按季統計報告 ⁽⁵⁾	Quarterly Report of Employment and Vacancies Statistics ⁽⁵⁾	6/2009	-	-
建築地盤就業及空缺按季統計報告 ⁽⁵⁾	Quarterly Report of Employment and Vacancies at Construction Sites ⁽⁵⁾	6/2009	-	-
就業及空缺統計（詳細統計表）(年刊)：	Employment and Vacancies Statistics (Detailed Tables) (annual)：			
甲系列（服務業）	Series A (Service Sectors)	2005	64.0	80.4
乙系列（批發、零售、飲食及酒店業）	Series B (Wholesale and Retail Trades, Restaurants and Hotels)	2005	52.0	56.4
丙系列（工業）	Series C (Industrial Sectors)	2005	92.0	108.4
丁系列（進出口貿易業）	Series D (Import/Export Trades)	2005	45.0	49.0

政府統計處刊物一覽（截至二零零九年十月一日）（續）

List of Publications of the Census and Statistics Department (as at 1.10.2009) (cont'd)

名稱	Title	最新期號 ⁽¹⁾	印刷版售價(港元) Price of Print Version (HK\$)	
			不包括 郵費 Not Including Postage	連本地 郵費 Including Local Postage
勞工（續）	Labour (cont'd)			
工資及勞工收入統計	Wages and Labour Earnings Statistics			
工資及薪金總額按季統計報告	Quarterly Report of Wage and Payroll Statistics	6/2009	60.0	68.5
經理級與專業僱員薪金及僱員福利統計 報告（高層管理人員除外）（ <i>年刊</i> ） ⁽³⁾	Report of Salaries and Employee Benefits Statistics Managerial and Professional Employees (Excluding Top Management) (<i>annual</i>) ⁽³⁾	2008	40.0	44.4
由主要承建商填報有關從事公營建築工程的 工人每日平均工資（ <i>月刊</i> ）	Average Daily Wages of Workers Engaged in Public Sector Construction Projects as Reported by Main Contractors (<i>monthly</i>)	6/2009	<-----免費 Free ----->	
人力統計	Manpower Statistics			
二零零二年人力培訓及工作技能需求機構 單位統計調查報告（ <i>特刊</i> ）	Report on 2002 Establishment Survey on Manpower Training and Job Skills Requirements (<i>ad hoc</i>)	-	48.0	56.2
消費物價及住戶開支	Consumer Prices and Household Expenditure			
消費物價指數月報	Monthly Report on the Consumer Price Index	8/2009	52.0	56.5
消費物價指數年報	Annual Report on the Consumer Price Index	2008	104.0	112.2
二零零四至零五年住戶開支統計調查及 重訂消費物價指數基期（ <i>特刊</i> ）	2004/05 Household Expenditure Survey and the Rebasing of the Consumer Price Indices (<i>ad hoc</i>)	-	47.0	55.2
工商業	Commerce and Industry			
工業生產	Industrial Production			
工業生產按年統計調查報告 ⁽⁴⁾	Report on Annual Survey of Industrial Production ⁽⁴⁾	2007	-	-
工業生產按季指數 ⁽⁵⁾	Quarterly Index of Industrial Production ⁽⁵⁾	Q2/2009	-	-
製造業按季生產者價格指數 ⁽⁵⁾	Quarterly Producer Price Indices for Manufacturing Industries ⁽⁵⁾	Q2/2009	-	-
紡織業生產按季統計數字	Quarterly Textile Production Statistics	Q4/2008	5.0	8.0
經銷及服務業	Distribution and Services			
批發、零售、進口與出口貿易、食肆及 酒店按年統計調查報告 ⁽⁴⁾	Report on Annual Survey of Wholesale, Retail and Import and Export Trades, Restaurants and Hotels ⁽⁴⁾	2007	-	-
食肆的收入及購貨額按季統計調查報告 ⁽⁵⁾	Report on Quarterly Survey of Restaurant Receipts and Purchases ⁽⁵⁾	Q2/2009	-	-
零售業銷貨額按月統計調查報告	Report on Monthly Survey of Retail Sales	8/2009	12.0	15.0
運輸及有關服務按年統計調查報告 ⁽⁴⁾	Report on Annual Survey of Transport and Related Services ⁽⁴⁾	2007	-	-
倉庫業、通訊業、銀行業、財務業、保險業 及商用服務業按年統計調查報告 ⁽⁴⁾	Report on Annual Surveys of Storage, Communication, Banking, Financing, Insurance and Business Services ⁽⁴⁾	2007	-	-
服務行業按季業務收益指數 ⁽⁵⁾	Quarterly Business Receipts Indices for Service Industries ⁽⁵⁾	Q2/2009	-	-
服務業統計摘要（ <i>年刊</i> ）	Statistical Digest of the Services Sector (<i>annual</i>)	2009	166.0	182.4
服務業統計摘要按季補充資料 ⁽⁵⁾	Quarterly Supplement to Statistical Digest of the Services Sector ⁽⁵⁾	Q1/2009	-	-
屋宇建築及建造	Building and Construction			
屋宇建築、建造及地產業按年統計調查 報告 ⁽⁴⁾	Report on Annual Survey of Building, Construction and Real Estate Sectors ⁽⁴⁾	2007	-	-
建造工程完成量按季統計調查報告 ⁽⁵⁾	Report on the Quarterly Survey of Construction Output ⁽⁵⁾	Q2/2009	-	-
特選建築材料平均批發價格（ <i>月刊</i> ）	Average Wholesale Prices of Selected Building Materials (<i>monthly</i>)	6/2009	<-----免費 Free ----->	
公營建築工程的工資及材料成本指數 （1995年6月=100）（ <i>月刊</i> ）	Index Numbers of the Costs of Labour and Materials Used in Public Sector Construction Projects (June 1995=100) (<i>monthly</i>)	6/2009	<-----免費 Free ----->	
公營建築工程的工資及材料成本指數 （2003年4月=100）（ <i>月刊</i> ）	Index Numbers of the Costs of Labour and Materials Used in Public Sector Construction Projects (April 2003=100) (<i>monthly</i>)	6/2009	<-----免費 Free ----->	
能源	Energy			
香港能源統計（ <i>季刊</i> ） ⁽⁵⁾	Hong Kong Energy Statistics (<i>quarterly</i>) ⁽⁵⁾	Q2/2009	-	-
香港能源統計（ <i>年刊</i> ）	Hong Kong Energy Statistics (<i>annual</i>)	2008	74.0	78.0
其他經濟及工商業統計	Other Economic and Business Statistics			
業務展望按季統計調查報告	Report on Quarterly Business Tendency Survey	Q3/2009	13.0	16.0
代表香港境外母公司的駐港公司 按年統計調查報告	Report on Annual Survey of Companies in Hong Kong Representing Parent Companies Located outside Hong Kong	2008	33.0	37.4

政府統計處刊物一覽（截至二零零九年十月一日）（續）

List of Publications of the Census and Statistics Department (as at 1.10.2009) (cont'd)

名稱	Title	最新期號 ⁽¹⁾	印刷版售價(港元) Price of Print Version (HK\$)	
			不包括 郵費 Not Including Postage	連本地 郵費 Including Local Postage
工商業（續）	Commerce and Industry (cont'd)			
其他經濟及工商業統計（續）	Other Economic and Business Statistics (cont'd)			
資訊科技在工商業的使用情況 和普及程度按年統計調查報告	Report on Annual Survey on Information Technology Usage and Penetration in the Business Sector	2008	74.0	90.4
工商業創新活動按年統計調查 報告	Report on Annual Survey of Innovation Activities in the Business Sector	2007	96.0	104.2
香港－資訊社會（年刊）	Hong Kong as an Information Society (annual)	2008	96.0	104.2
香港－知識型經濟統計透視（雙年刊）	Hong Kong as a Knowledge-based Economy – A Statistical Perspective (biennial)	2009	84.0	92.2
人口	Population			
香港二零零六年中期人口統計	Hong Kong 2006 Population By-census			
二零零六年中期人口統計（特刊）	2006 Population By-census (ad hoc)			
主要報告－第一冊	Main Report – Volume I	-	143.0	159.4
主要報告－第二冊	Main Report – Volume II	-	118.0	134.4
主要統計表	Main Tables	-	138.0	166.0
簡要報告	Summary Results	-	41.0	49.2
統計圖解	Graphic Guide	-	91.0	99.2
有關各區議會分區的基本統計表	Basic Tables for District Council Districts	-	50.0	58.2
有關香港島各選區的基本統計表	Basic Tables for Constituency Areas : Hong Kong Island	-	84.0	100.4
有關九龍各選區的基本統計表	Basic Tables for Constituency Areas : Kowloon	-	112.0	128.4
有關新界各選區的基本統計表	Basic Tables for Constituency Areas : New Territories	-	180.0	208.0
區議會分區及選區統計表的附件－ 區域分界地圖	Boundary Maps Complementary to Tables for District Council Districts and Constituency Areas	-	134.0	162.0
有關各小規劃統計區的基本統計表	Basic Tables for Tertiary Planning Units	-	274.0	302.0
小規劃統計區統計表的附件－區域 分界地圖	Boundary Maps Complementary to Tables for Tertiary Planning Units	-	80.0	88.2
主題性報告－香港的住戶收入分布	Thematic Report – Household Income Distribution in Hong Kong	-	114.0	122.2
主題性報告－少數族裔人士	Thematic Report – Ethnic Minorities	-	96.0	104.2
主題性報告－內地來港定居未足七年 人士	Thematic Report – Persons from the Mainland Having Resided in Hong Kong for Less Than 7 Years	-	82.0	90.2
主題性報告－青年	Thematic Report – Youths	-	74.0	82.2
主題性報告－長者	Thematic Report – Older Persons	-	88.0	96.2
主題性報告－單親人士	Thematic Report – Single Parents	-	88.0	96.2
其他與人口有關的刊物	Other Publications relating to Population			
香港人口推算 2007-2036（特刊）	Hong Kong Population Projections 2007 - 2036 (ad hoc)	-	50.0	58.2
香港人口生命表 2001-2036（特刊）	Hong Kong Life Tables 2001 - 2036 (ad hoc)	-	48.0	52.4
香港人口趨勢 1981-2006（特刊）	Demographic Trends in Hong Kong 1981 - 2006 (ad hoc)	-	55.0	63.2
社會資料	Social Data			
從綜合住戶統計調查搜集所得的社會資料 第五十號專題報告書（特刊）： 僱員工作時數模式	Social Data Collected via the General Household Survey Special Topics Report No. 50 (ad hoc) : Patterns of hours of work of employees	-	62.0	66.4
主題性住戶統計調查第四十號報告書 （特刊）： 長者的社會與人口狀況、健康狀況及 自我照顧能力	Thematic Household Survey Report No. 40 (ad hoc) : Socio-demographic Profile, Health Status and Self-care Capability of Older Persons	-	50.0	58.2
按區議會分區劃分的人口及住戶統計資料 （年刊）	Population and Household Statistics Analysed by District Council District (annual)	2008	26.0	30.0
香港的女性及男性－主要統計數字 （年刊）	Women and Men in Hong Kong – Key Statistics (annual)	2009	214.0	230.4

政府統計處刊物一覽（截至二零零九年十月一日）（續）

List of Publications of the Census and Statistics Department (as at 1.10.2009) (cont'd)

名稱	Title	最新期號 ⁽¹⁾	印刷版售價(港元)	
			Price of Print Version (HK\$)	
			不包括 郵費 Not Including Postage	連本地 郵費 Including Local Postage
統計分類表	Classification Lists			
香港進出口貨物分類表（協調制度）， 二零零七年版（ <i>特刊</i> ）	Hong Kong Imports and Exports Classification List (Harmonized System), 2007 Edition (<i>ad hoc</i>)			
第一冊：第一至第十類貨物	Volume One: Commodity Section I – X	-	24.0	40.4
第二冊：第十一至第二十二類貨物	Volume Two: Commodity Section XI – XXII	-	28.0	44.4
香港商品貿易統計分類表，二零零七年版 （ <i>特刊</i> ）	Hong Kong Merchandise Trade Statistics Classification, 2007 Edition (<i>ad hoc</i>)	-	97.0	113.4
香港標準行業分類 2.0 版（ <i>特刊</i> ）	Hong Kong Standard Industrial Classification (HSIC) Version 2.0 (<i>ad hoc</i>)	-	164.0	192.0
統計發展報告	Report on Statistical Development			
統計發展概要（ <i>年刊</i> ）	An Outline of Statistical Development (<i>annual</i>)	2009	146.0	154.2

註釋：除另有註明外，所有刊物均以中、英文對照形式出版。獲取刊物的方法載於第 A10 頁。

用戶可以在政府統計處的網站 (www.censtatd.gov.hk/products_and_services/products/publications/index_tc.jsp) 免費下載政府統計處的刊物和統計表。

(1) Q1、Q2、Q3、Q4代表第一、第二、第三和第四季。

(2) 分別備有中文版和英文版。

(3) 本刊物的印刷版亦於部分郵局出售(查詢熱線：(852) 2921 2222)。

(4) 由二零零七年版起不再提供該刊物的印刷版。請參閱下載版。

(5) 由二零零九年期號起不再提供該刊物的印刷版。請參閱下載版。

所列售價及郵費日後或有修訂。外地郵費將於收到訂購要求後另行通知。

有關政府統計處刊物及其他統計產品的最新資料，請瀏覽本處網站內「產品及服務」一節 (www.censtatd.gov.hk/products_and_services/index_tc.jsp)或致電刊物出版組查詢(電話：(852) 2582 3025)。

Notes: Unless otherwise specified, all publications are published in bilingual format. Means of obtaining the publications are given in page A10.

Users can download publications and statistical tables of the Census and Statistics Department free of charge at the website of the Census and Statistics Department (www.censtatd.gov.hk/products_and_services/products/publications/index.jsp).

(1) Q1, Q2, Q3 and Q4 represent respectively the first, second, third and fourth quarter.

(2) Available in separate Chinese and English versions.

(3) Print version of this publication is also put for sale at selected Post Offices (enquiry hotline : (852) 2921 2222).

(4) No print version is produced starting from the 2007 Edition. Please refer to the download version.

(5) No print version is produced starting from the 2009 series. Please refer to the download version.

All quoted prices and postages are subject to revision. Postage for external mailings will be advised upon receipt of orders.

For up-to-date information of the publications and other statistical products of the Census and Statistics Department, please visit the "Products & Services" section on the website of the department (www.censtatd.gov.hk/products_and_services/index.jsp) or call the Publications Unit of the department at (852) 2582 3025.

政府統計處唯讀光碟產品一覽 (截至二零零九年十月一日)

List of CD-ROM Products of the Census and Statistics Department (as at 1.10.2009)

		售價不包括 郵費(港元) Price Not Including Postage (HK\$)	售價連本地 郵費(港元) Price Including Local Postage (HK\$)
二零零一年人口普查			
2001 Population Census			
- 統計表唯讀光碟 (不定期) ++ 載有372個常用統計表。有關統計表涉及的主題廣泛,包括人口、住戶、教育、經濟、房屋、內部遷移及人口分組等本港住戶及人口特徵。選定統計表亦載列按區議會分區/選區及規劃統計小區/街段劃分的統計數字。	- TAB on CD-ROM (ad hoc) ++ Contains 372 commonly used statistical tables. The tables cover a wide range of topics including demographic, household, education, economic, housing, internal migration and home moving, and population sub-group characteristics of the households and population in Hong Kong. There are also geographical breakdown of the statistics by District Council District/Constituency Area and Tertiary Planning Unit/Street Block in selected tables.	1,690.0	1,711.2
- 地圖唯讀光碟 (不定期) 以常用的格式提供一套數碼化的香港地圖,內載的地域分界數碼地圖包括香港海岸線、區議會分區/選區分界、規劃統計小區(及其合併組)分界、街段-小合併組分界及新市鎮分界。配合適當的電腦軟件,這套數碼地圖可把載於《二零零一年人口普查-統計表唯讀光碟》內的統計數據作地理顯示之用。	- MAP on CD-ROM (ad hoc) Contains a set of digital maps of Hong Kong in commonly used formats. The digital maps for geographical delineation included therein are Coastline of Hong Kong, District Council District/Constituency Area Boundary, Tertiary Planning Unit (and Groupings) Boundary, Small Street Block Group Boundary and New Town Boundary. When used with suitable computer software, the digital maps can be used for geographical presentation of the statistical data contained in the <i>2001 Population Census - TAB on CD-ROM</i> .	840.0	857.0
關於購買以上兩套光碟事宜,請致電人口統計組 (電話:(852) 2716 8025)。			
- 普查易2001 (不定期) 普查易2001人口普查光碟套裝是一套功能強大的知識為本產品,它能幫助使用者有效地進行客戶資訊分析和客戶關係管理的工作。普查易2001光碟內載有超過400個由政府統計處提供的香港二零零一年人口普查統計表,分區數碼地圖及功能超卓的地理訊息系統,當中包含了全香港居民的人口特徵、經濟、教育、住戶、房屋等統計數據,使用者可以透過簡單和容易使用的功能介面,來選擇和提取資料。	- Hong Kong CensusPro 2001 (ad hoc) CensusPro 2001 GIS CD-ROM Package is a powerful knowledge-based product that enables users to perform customer profiling and Customer Relationship Management (CRM) easily and efficiently. CensusPro 2001 includes over 400 statistical tables of the Hong Kong 2001 Population Census provided by the Census and Statistics Department, digital boundary maps, and the superb Geographical Information System (GIS) functions and features. Statistical data on the demographic, economic, education, household and housing characteristics of the population are included and can be easily selected and retrieved through intuitive and easy-to-use application interface.) 這光碟產品由 Info Mapping (Hong Kong) Limited生產及銷售。有關查詢及訂購,請直接與該公司聯絡。 (電話:(852) 2779 6088)。	
普查易2001共有4種資料輸出模式:主題性地圖、預設格式報表、統計圖表、及檔案匯出(支援數據庫/試算表/純文字等格式)。普查易2001光碟可應用於規劃業務策略、直接市場推廣或宣傳、客戶資料分析、以及作其他的商業性分析等。	CensusPro 2001 provides output in mainly 4 ways: thematic maps, formatted reports, bar/pie charts, and export files in dbf/Excel files/text files. CensusPro 2001 can be used in areas like strategic business/service planning, direct marketing and promotion, customer analysis and profiling, and many other business analysis purposes and applications.) This CD-ROM is produced and marketed by the Info Mapping (Hong Kong) Limited. For enquiries and purchase, please contact the company direct at (852) 2779 6088.	
- SUPERMAP Hong Kong 2001 (不定期) • 涵蓋全面的人口普查數據,配合最新數碼地圖作介面 • 採用具世界領導地位之地理信息系統進行處理及分析 • 可作多重圖像化分析人口普查數據 • 有助機構進行深入的市場及客戶資訊分析	- SUPERMAP Hong Kong 2001 (ad hoc) • Covers comprehensive population census datasets with the use of the latest digital maps as interface • Manipulates and analyses through employing world leading GIS technology • Provides multiple views of population census data • Helps organisations with in-depth market analysis or customer profiling through data linkage) 這些光碟產品由益百利香港有限公司生產及銷售。有關查詢及訂購,請直接與該公司聯絡。 (電話:(852) 2839 5388)。) These CD-ROMs are produced and marketed by Experian Hong Kong Limited. For enquiries and purchase, please contact the company direct at (852) 2839 5388.	

政府統計處唯讀光碟產品一覽 (截至二零零九年十月一日) (續)

List of CD-ROM Products of the Census and Statistics Department (as at 1.10.2009) (cont'd)

		售價不包括 郵費(港元) Price Not Including Postage (HK\$)	售價連本地 郵費(港元) Price Including Local Postage (HK\$)
對外商品貿易	External Merchandise Trade		
- 香港對外商品貿易唯讀光碟	- Hong Kong External Merchandise Trade CD-ROM		這些光碟產品由益百利香港有 限公司生產及銷售。有關查詢 及訂購，請直接與該公司聯絡 (電話：(852) 2839 5388)。
列載過去二十五個月的按月貿易統計數字及過往十年的按年貿易統計數字(按年數字只載於周年報)，並包括按貨品類別(《標準國際貿易分類(第四次修訂版)》或《協調制度》)、國家/地區及運輸方式劃分的詳細貿易統計數字。	Contains monthly trade data for past 25 months and annual trade data for past 10 years (annual figures are only available in the annual edition). Detailed statistics classified by commodity (using the "Standard International Trade Classification (Revision 4)" or the "Harmonized System"), by country/territory and by mode of transport are also included.		These CD-ROMs are produced and marketed by Experian Hong Kong Limited. For enquiries and purchase, please contact the company direct at (852) 2839 5388.
- 香港船務統計唯讀光碟 (按季產品)	- Hong Kong Shipping Statistics CD-ROM (quarterly)		
列載自一九九三年以來，按運輸方式、裝運種類、裝貨/卸貨國家/地區及港口、貨品、貨物種類、貨物裝卸地點及與中國內地有關的轉運劃分的貨物及載貨貨櫃吞吐量統計數字。	Contains data back-dated to 1993 on cargo and laden container throughput statistics analysed by mode of transport, shipment type, country/territory and port of loading/discharge, commodity, cargo type, cargo handling location and transshipment related to the mainland of China.		

註釋：++ 分別備有中文版和英文版。

所列售價及郵費日後或有修訂。外地郵費將於收到訂購要求後另行通知。

有關政府統計處刊物及其他統計產品的最新資料，請瀏覽本處網站內「產品及服務」一節 (www.censtatd.gov.hk/products_and_services/index_tc.jsp)或致電刊物出版組查詢(電話：(852) 2582 3025)。

Notes：++ Available in separate Chinese and English versions.

All quoted prices and postages are subject to revision. Postage for external mailings will be advised upon receipt of orders.

For up-to-date information of the publications and other statistical products of the Census and Statistics Department, please visit the "Products & Services" section on the website of the department (www.censtatd.gov.hk/products_and_services/index.jsp) or call the Publications Unit of the department at (852) 2582 3025.

獲取政府統計處刊物及其他統計產品的方法

Means of Obtaining Publications and Other Statistical Products of the Census and Statistics Department

網站

用戶可以在政府統計處網站 (www.censtatd.gov.hk/products_and_services/products/publications/index_tc.jsp) 免費下載統計刊物。

政府統計處部分刊物備有印刷版，於政府新聞處的政府書店網站 (www.bookstore.gov.hk) 有售。

郵購服務

本處部分刊物附有郵購表格，供訂購或按期訂閱刊物的印刷版。請填妥郵購表格，連同所需費用和郵費的支票或匯票寄回辦理。郵購表格亦可在政府統計處網站下載 (www.censtatd.gov.hk/products_and_services/other_services/provision_of_stat/mail_ordering_of_publications/index_tc.jsp)。

銷售中心

市民可親臨政府統計處刊物出版組購買刊物的印刷版和唯讀光碟產品，並即時提取。刊物出版組的地址是：

香港灣仔港灣道十二號
灣仔政府大樓十九樓

電話：(852) 2582 3025
圖文傳真：(852) 2827 1708

該組並設有閱讀區，讓使用者翻閱陳列的統計處各類的刊物。閱讀區也備有統計處編製的宣傳／教育單張和小冊子，歡迎索閱。

Website

Users may download statistical publications free of charge from the website of the Census and Statistics Department (www.censtatd.gov.hk/products_and_services/products/publications/index.jsp).

Some publications of the Census and Statistics Department are available in print versions and are offered for sale online at the Government Bookstore of the Information Services Department (www.bookstore.gov.hk).

Mail Order Service

A mail order form for ordering or subscribing to print versions of publications is available in some of the Department's publications. Completed form should be sent back together with a cheque or bank draft covering all necessary cost and postage. The order form is also available for downloading from the website of the Department (www.censtatd.gov.hk/products_and_services/other_services/provision_of_stat/mail_ordering_of_publications/index.jsp).

Sales Centre

Print versions of publications and CD-ROM products are available for purchase and collection on the spot at the Publications Unit of the Census and Statistics Department at the following address :

19/F Wanchai Tower
12 Harbour Road, Wan Chai, Hong Kong.

Tel. : (852) 2582 3025
Fax : (852) 2827 1708

The Unit also provides a reading area where users may browse through various publications of the Department on display. Publicity/educational leaflets and pamphlets of the Department are also available for collection.

郵購表格(只適用於印刷版)

致：香港花園道 美利大廈4樓 政府新聞處 刊物銷售小組 電話：(852) 2842 8844 或 (852) 2842 8845 圖文傳真：(852) 2598 7482	售價			請註明 刊期(月份/季/ 期號及年份)		合計 所需的 期數 (b)	總計 (港元) (a) x (b)
	每本 (港元)	本地 郵費 (1) 及 (2) (港元)	合計 (港元) (a)	由	至		
1. 香港統計月刊 (二零零九年期刊) (J470009 B0)	142.0	16.5	158.5	/2009	12/2009		
2. 香港經濟趨勢 (二零零九年期刊) (半月刊) (J410009 B0)	13.0	3.0	16.0	/2009	24/2009		
3. 香港統計年刊 (二零零八年版) (J47010800B0)	164.0	28.0	192.0	-	-		
4. 香港社會及經濟趨勢 (二零零七年版) (雙年刊) (J57290700B0)	151.0	16.4	167.4	-	-		
5. 統計發展概要 (二零零九年版) (年刊) (J33110900B0)	146.0	8.2	154.2	-	-		
6. 香港的發展 (1967-2007) - 統計圖表集 (J69090800B0)	66.0	16.4	82.4	-	-		
7.							
8.							
9.							
10.							

本人現付上支票 (編號：_____) 港幣 _____ 元，購買上述刊物。
(註：支票應予劃線，並註明支付「香港特別行政區政府」。)

姓名：_____ 職銜：_____
 機構名稱：_____ 地址：_____
 電話：_____ 圖文傳真：_____
 日期：_____

註： (1) 外地的訂戶暫時無須付上支票，所需郵費將於收到訂購表格後另行通知。
 (2) 訂購超過一本相同名稱的年刊或特刊，請向政府新聞處查詢所需的本地郵費 (電話：(852) 2842 8844或(852) 2842 8845，圖文傳真：(852) 2598 7482)。

你在表格上提供的資料，只會用作辦理書刊訂購事宜，不會向任何和訂購無關的人士透露。如欲查看或更改所填報的資料，請與政府新聞處刊物銷售小組聯絡。地址：香港花園道美利大廈4樓。



Mail Order Form (Applicable to print versions only)

To : Publications Sales Unit Information Services Department 4/F Murray Building Garden Road Hong Kong Tel. : (852) 2842 8844 or (852) 2842 8845 Fax : (852) 2598 7482	Price			Please indicate Month/Quarter/ Issue no. and Year		Total no. of issue(s) required (b)	Total amount (HK\$) (a) x (b)
	Per copy (HK\$)	Local postage (1) & (2) (HK\$)	Total (HK\$) (a)	From	To		
1. Hong Kong Monthly Digest of Statistics 2009 issues (J470009 B0)	142.0	16.5	158.5	/2009	12/2009		
2. Hong Kong Economic Trends 2009 issues (half-monthly) (J410009 B0)	13.0	3.0	16.0	/2009	24/2009		
3. Hong Kong Annual Digest of Statistics 2008 edition (J47010800B0)	164.0	28.0	192.0	-	-		
4. Hong Kong Social and Economic Trends 2007 edition (biennial) (J57290700B0)	151.0	16.4	167.4	-	-		
5. An Outline of Statistical Development 2009 edition (annual) (J33110900B0)	146.0	8.2	154.2	-	-		
6. A Graphic Guide on Hong Kong's Development (1967-2007) (J69090800B0)	66.0	16.4	82.4	-	-		
7.							
8.							
9.							
10.							

I enclose a cheque (No. _____) of HK\$ _____ for the payment of the above order. (Note : The cheque should be crossed and made payable to "The Government of the Hong Kong Special Administrative Region" or "The Government of the HKSAR".)

Name : _____ Title of post : _____

Name of organisation : _____ Address : _____

Tel. : _____ Fax : _____

Date : _____

- Notes :
- (1) For mailings to addresses outside Hong Kong, please do not send in a cheque now. The required postage will be advised upon receipt of order.
 - (2) For an order of multiple copies of an annual or ad hoc publication with the same title, please consult the Information Services Department about the required local postage. (Tel. : (852) 2842 8844 or (852) 2842 8845, Fax : (852) 2598 7482).

The information provided herein will only be used for processing your order of publications and will not be disclosed to parties which are not involved in the processing. You may seek access to or correction of the information by addressing your request to the Publications Sales Unit, Information Services Department, 4/F Murray Building, Garden Road, Hong Kong .





訂閱表格 (只適用於印刷版)
香港統計月刊 二零零九年期刊

Subscription Form (Applicable to print versions only)
Hong Kong Monthly Digest of Statistics 2009 Issues

致：香港灣仔港灣道十二號
灣仔政府大樓十九樓
政府統計處綜合統計組 (一) 乙
電話：(852)2582 3025 圖文傳真：(852)2827 1708

To：General Statistics Section (1) B
Census and Statistics Department
19/F Wanchai Tower
12 Harbour Road, Wan Chai, Hong Kong
Tel. : (852) 2582 3025 Fax : (852) 2827 1708

請在適當空格 () 內加上 (✓) 號。Please tick (✓) the appropriate box (). (港元 HK\$)

刊物名稱 Title of Publication	每本 售價 Price per copy	每本 本地郵費 Local postage (1) & (2)	每本 合計 Total price (a)	期數 No. of issues (b)	總計 Total amount (a) x (b)
<input type="checkbox"/> 香港統計月刊 二零零九年期刊一月至十二月 (共十二期) Hong Kong Monthly Digest of Statistics January to December 2009 (total 12 issues)	142.0	16.5	158.5	12	1,902.0
<input type="checkbox"/> 香港統計月刊 二零零九年期刊____月至十二月 (共____期) Hong Kong Monthly Digest of Statistics _____ to December 2009 (total _____ issues)	142.0	16.5	158.5		
<input type="checkbox"/>					
合計 Total					

本人現付上支票 (編號：) 港幣 元，購買上述刊物。
I enclose a cheque (No.) of HK\$ for the payment of the above order.

註：支票應予劃線，並註明支付「香港特別行政區政府」。

Note：Cheque should be crossed and made payable to "The Government of the Hong Kong Special Administrative Region" or "The Government of the HKSAR".

訂戶資料 Subscriber's Information

姓名 Name： 機構名稱 Name of organisation：
職銜 Title of post： 地址 Address：
部門 Department：
電話 Tel.：
圖文傳真 Fax： 日期 Date：

機構主要業務類別 Major line of business of organisation：

- | | |
|---|--|
| <input type="checkbox"/> 進口與出口貿易業 Import and export trade | <input type="checkbox"/> 建造業 Construction |
| <input type="checkbox"/> 零售貿易業 Retail trade | <input type="checkbox"/> 金融、保險及地產業 Financing, insurance and real estate |
| <input type="checkbox"/> 製造業 Manufacturing | <input type="checkbox"/> 商用服務業 Business services |
| <input type="checkbox"/> 教育機構 Educational institution | <input type="checkbox"/> 社區、社會及個人服務業 Community, social and personal services |
| <input type="checkbox"/> 其他，請註明 Others, please specify | |

讀者類別 (可選多項) Readership (more than one choice allowed)：

- | | |
|---|---|
| <input type="checkbox"/> 經理 Manager | <input type="checkbox"/> 市場、推廣部人員 Marketing / promotional personnel |
| <input type="checkbox"/> 分析員、研究員 Analyst / researcher | <input type="checkbox"/> 教師、大專院校講師 Teaching staff / lecturer |
| <input type="checkbox"/> 學生 Student | <input type="checkbox"/> 其他，請註明 Others, please specify |

訂戶類別 Type of subscriber：

- | | |
|--|--|
| <input type="checkbox"/> 機構 Organisation | <input type="checkbox"/> 私人 Individual |
|--|--|

你是否願意收到本處其他刊物的推廣資料？Do you want to receive promotional materials of other publications of this department?

☐ 是 Yes

☐ 否 No

HKMDS

註：(1) 外地的訂戶暫時無須付上支票，所需郵費將於收到訂購表格後另行通知。

Notes：For mailings to addresses outside Hong Kong, please do not send in a cheque now. The required postage will be advised upon receipt of order.
(2) 訂閱超過一本相同名稱及期號的刊物，請向政府新聞處查詢所需的本地郵費 (電話：(852) 2842 8844 或 (852) 2842 8845，圖文傳真：(852) 2598 7482)。

For subscription to multiple copies per issue with the same title, please consult the Information Services Department about the required local postage. (Tel. : (852) 2842 8844 or (852) 2842 8845, Fax : (852) 2598 7482).

你在表格上提供的資料，只會用作辦理書刊訂購事宜，不會向任何和訂購無關的人士透露。如欲查看或更改所填報的資料，請與政府統計處的資料管理人員聯絡。地址：香港灣仔港灣道十二號灣仔政府大樓二十一樓。

The information provided herein will only be used for processing your order of publications and will not be disclosed to parties which are not involved in the subscription of these publications. You may seek access to or correction of the information by addressing your request to the Data Controlling Officer, Census and Statistics Department, 21/F Wanchai Tower, 12 Harbour Road, Wan Chai, Hong Kong.

專業統計 服務市民

The screenshot displays the official website of the Hong Kong Census and Statistics Department. At the top, the department's logo and name in both Chinese and English are visible. A navigation bar includes links for 'Government Information Centre', 'Simplified Text', 'Traditional Text', and 'English'. A search bar and links for 'Website Guide' and 'Email' are also present. The main content area is divided into several sections: a 'Highlights' section featuring news about retail sales and a housing survey; a 'Hong Kong Statistical Data' sidebar with a list of categories like population, labor, and trade; and a 'New Features' section at the bottom. The website uses a blue and white color scheme with various icons and graphics to represent different statistical areas.

新增功能

- 按主題搜尋資料
- 地圖上的分區統計資料
- 查閱貿易貨物分類編號
- 以電子郵件及Really Simple Syndication (RSS)方式通知最新統計資訊
- 為學生、傳媒工作者、統計調查受訪者及進出口人士而設的專區

有關政府統計處網站

- 最新的經濟及社會統計資料及圖表
- 於新聞稿發布當天在網站查閱有關統計數據
- 香港官方統計資料的入門網站

請瀏覽政府統計處網頁
www.censtatd.gov.hk

Quality Statistics to Serve the Community

Census and Statistics Department
The Government of the Hong Kong Special Administrative Region

Government Information Centre TEXT ONLY 繁體版 简体版 SEARCH SITE MAP

- Home
- What's New
- About Us
- Major Projects, Events and Developments
- Hong Kong Statistics
- Press Releases & Press Conferences
- Products and Services
- Media Workers' Corner
- Survey Respondents' Corner
- Corner on Trade Matters
- Statistical Literacy and Students' Corner
- Links
- Service Desk

2006 Population By-census

Statistical Bookstore

Searching Commodity Codes

Highlights

Provisional Statistics of Retail Sales for November 2005
The value of total retail sales in November 2005, provisionally estimated at \$15.8 billion, increased by 4.2% over a year earlier.
[More ..](#)

Wage and Payroll Statistics for September 2005
The average wage rate, as measured by the wage index, rose by 0.8% in nominal terms in September 2005 over a year earlier. As for payroll, the index of payroll per person engaged increased by 3.2% in nominal terms in the third quarter of 2005 over a year earlier.
[More ..](#)

Report on "External Direct Investment Statistics of Hong Kong 2004" now available on sale
The report contains detailed statistics including inward direct investment by investor country/territory; outward direct investment by recipient country/territory; opinions of direct investors on investment environment of Hong Kong and more detailed information on external direct investment in Hong Kong.
[More ..](#)

RSS To get future highlights in RSS format
[About RSS](#)

Population, Household and Establishment Statistics
[About Viewing this Map](#)

Key Indicators
Key Economic & Social Indicators
[More..](#)

Hong Kong Statistics

- Population and Vital Events
- Labour
- External Trade
- Industrial Production
- Commerce
- Science and Technology
- Land, Building, Construction and Real Estate
- Housing and Property
- Transport, Communications and Tourism
- Public Accounts, Money and Finance
- Prices
- Education
- Health
- Social Welfare
- Law and Order
- Culture, Entertainment and Recreation
- Environment, Climate and Geography
- Energy
- National Income and Balance of Payments
- Others

Four Key Industries in HK Economy

Social Topics Studies

New Features

- Information searching by theme
- District statistics on maps
- Trade commodity code searching
- Notification of latest statistics through e-mail and Really Simple Syndication (RSS) tool
- Dedicated corners for students, media workers, survey respondents and importers/exporters

About C&SD Website

- Latest economic and social statistics and charts
- Press releases available on day of release
- Portal site for Hong Kong official statistics

Please visit
www.censtatd.gov.hk