

香港統計月刊

Hong Kong Monthly Digest of Statistics

二零一零年五月
May 2010

專題文章
Feature Article

二零零九年失業率的走勢
The Movement of the Unemployment Rate in 2009

二零零九年失業率的走勢

The Movement of the Unemployment Rate in 2009

隨着本地經濟及對外貿易行業的商業活動受環球金融海嘯的影響而減慢，經季節性調整的失業率在二零零八年下半年開始回升，並在二零零九年四月至六月上升至 5.4%。香港經濟在抵禦全球金融海嘯及隨後的全球經濟衰退方面，展現了相當韌力，經季節性調整的失業率自二零零九年下半年開始逐步改善，並下跌至二零零九年十月至十二月的 4.9%。本文旨在對二零零九年的失業率的轉變作多方面分析，從而令讀者對香港近期的失業情況有更清楚的了解。

The unemployment rate began to move up in the second half of 2008, alongside the slowdown in business activities in both the domestic and external trade sectors due to the global financial tsunami. The seasonally adjusted unemployment rate climbed to 5.4% in April – June 2009. The Hong Kong economy exhibited much resilience in countering the global financial tsunami and the ensuing global recession, with the seasonally adjusted unemployment rate began to show signs of improvement starting from the second half of 2009 and decreased to 4.9% in October – December 2009. This article provides an analysis of the changes in the unemployment rate in 2009 from various perspectives. It aims to give readers a better understanding about the recent unemployment situation in Hong Kong.

如對本文有任何查詢，請致電政府統計處綜合住戶統計調查組(二) (電話：2887 5508)。

If you have any enquiries on this article, please call General Household Survey Section (2), Census and Statistics Department (Tel. : 2887 5508).

二零零九年失業率的走勢

The Movement of the Unemployment Rate in 2009

1. 引言

1.1 隨着本地經濟及對外貿易行業的商業活動受環球金融海嘯的影響而減慢，經季節性調整的失業率在二零零八年下半年開始回升，並在二零零九年四月至六月上升至 5.4%。香港經濟在抵禦全球金融海嘯及隨後的全球經濟衰退方面，展現了相當韌力，經季節性調整的失業率自二零零九年下半年開始逐步改善，並下跌至二零零九年十月至十二月的 4.9%。

1.2 失業是社會關注的焦點之一。有關失業的統計量數對經濟情況提供一個指標，亦反映勞動力剩餘的程度。

1.3 有關失業的統計數字是根據「綜合住戶統計調查」獲取的數據而編製。「綜合住戶統計調查」每三個月期間的樣本規模約為 24 000 個住戶。在選中的住戶內，所有有關人士均被問及關於個人、勞動力和住戶特徵的資料。

1.4 本文旨在對二零零九年的失業率的轉變作多方面分析，從而令讀者對香港近期的失業情況有更清楚的了解。

2. 概念架構

2.1 有關勞動人口、就業、失業及就業不足等的統計數字，均是按照國際勞工組織建議的概念架構編製。該組織所訂定有關定義及其他相關事宜的建議，都是經過不少經濟、社會及統計學家和統計工作者作出研究和深入討論而得出的結果，自有其一定的合理性。而採用國際認同的定義編製的統計數字，才可作國際間的比較。

1. Introduction

1.1 The unemployment rate began to move up in the second half of 2008, alongside the slowdown in business activities in both the domestic and external trade sectors due to the global financial tsunami. The seasonally adjusted unemployment rate climbed to 5.4% in April – June 2009. The Hong Kong economy exhibited much resilience in countering the global financial tsunami and the ensuing global recession, with the seasonally adjusted unemployment rate began to show signs of improvement in the second half of 2009 and decreased to 4.9% in October – December 2009.

1.2 Unemployment is one of the focal issues of social concern. Statistical measures of unemployment provide an indication of the economic situation and also reflect the extent of unused capacity in the labour force.

1.3 Unemployment statistics are compiled based on data obtained from the General Household Survey (GHS). The sample size of the GHS is about 24 000 households in each three-month period. Information on personal, labour force and household characteristics is collected from all persons in the sampled households where appropriate.

1.4 This article provides an analysis of the changes in the unemployment rate in 2009 from various perspectives. It aims to give readers a better understanding about the recent unemployment situation in Hong Kong.

2. Conceptual Framework

2.1 Statistics on the labour force, employment, unemployment and underemployment are compiled in accordance with the conceptual framework recommended by the International Labour Organization. The recommendations regarding definitions and other related issues have been based on research and in-depth discussions among economists, sociologists, statisticians and statistical practitioners concerned, and are highly rational. Moreover, only statistics based on internationally accepted definitions are internationally comparable.

2.2 人口中的個別人士可按其經濟活動身分劃分為從事經濟活動人口及非從事經濟活動人口兩大類。有關的概念和定義的詳細資料，請參閱本文第五節。

3. 失業率近年變動的趨勢

3.1 由於嚴重急性呼吸系統綜合症在二零零三年三月至六月期間爆發，經季節性調整的失業率在二零零三年四月至六月上升至 8.5% 的歷史性高位。勞工市場於二零零三年下半年開始顯著改善，而經季節性調整的失業率則持續下跌，並於二零零八年五月至七月跌至 3.2%，是自一九九八年年初以來的最低位。隨着本地經濟及對外貿易行業的商業活動受環球金融海嘯的影響而減慢，經季節性調整的失業率在二零零八年下半年開始回升，並在二零零九年四月至六月上升至 5.4%。香港經濟在抵禦全球金融海嘯及隨後的全球經濟衰退方面，展現了相當韌力，經季節性調整的失業率自二零零九年下半年開始逐步改善，並下跌至二零零九年十月至十二月的 4.9%。

3.2 二零零九年失業率的轉變是勞動人口和就業人口變動的總結果。勞動人口及就業人口在二零零九年大致保持平穩。雖然經季節性調整的失業率在二零零九年上半年呈現上升趨勢，至二零零九年第二季的 5.4%，但在二零零九年下半年，經季節性調整的失業率呈現下跌趨勢，至二零零九年第四季的 4.9%。（表一）

2.2 Individuals in the population can be divided into two main groups according to their economic activity status, viz. the economically active population and the economically inactive population. For details on the concepts and definitions, please see Section 5 of this article.

3. Trend of Changes in the Unemployment Rate in Recent Years

3.1 As a result of the outbreak of the Severe Acute Respiratory Syndrome during March to June in 2003, the seasonally adjusted unemployment rate rose to the historical high of 8.5% in April – June 2003. The labour market showed distinct improvement as from the latter half of 2003 and the seasonally adjusted unemployment rate continued to decrease and reached 3.2% in May – July 2008, the lowest level since early 1998. The unemployment rate began to move up in the second half of 2008, alongside the slowdown in business activities in both the domestic and external trade sectors due to the global financial tsunami. The seasonally adjusted unemployment rate climbed to 5.4% in April – June 2009. The Hong Kong economy exhibited much resilience in countering the global financial tsunami and the ensuing global recession, with the seasonally adjusted unemployment rate began to show signs of improvement in the second half of 2009 and decreased to 4.9% in October – December 2009.

3.2 Changes in the unemployment rate in 2009 were the resultant effect of changes in labour force and employment. Both labour force and the number of employed persons were relatively stable in 2009. While the seasonally adjusted unemployment rate exhibited an increasing trend in the first half of 2009 to 5.4% in Q2 2009, the seasonally adjusted unemployment rate decreased in the second half of 2009, to 4.9% in Q4 2009. (Table 1)

表一 勞動人口、就業人口及經季節性調整的失業率
Table 1 Labour Force, Employed Persons and Seasonally Adjusted Unemployment Rate

期間 Period	勞動人口 Labour force	就業人口 Employed persons	經季節性調整的失業率 Seasonally adjusted unemployment rate
	人數 Number (‘000)	人數 Number (‘000)	百分率 Percentage (%)
1-3/2009	3 694.9 (0.3%)	3 507.6 (-0.2%)	5.2
2-4/2009	3 699.0 (0.1%)	3 502.1 (-0.2%)	5.3
3-5/2009	3 714.7 (0.4%)	3 514.9 (0.4%)	5.3
4-6/2009	3 709.2 (-0.1%)	3 506.2 (-0.2%)	5.4
5-7/2009	3 719.0 (0.3%)	3 505.3 (§)	5.4
6-8/2009	3 712.1 (-0.2%)	3 495.3 (-0.3%)	5.4
7-9/2009	3 704.7 (-0.2%)	3 495.5 (§)	5.3
8-10/2009	3 678.7 (-0.7%)	3 488.3 (-0.2%)	5.2
9-11/2009	3 678.6 (§)	3 497.6 (0.3%)	5.1
10-12/2009	3 669.9 (-0.2%)	3 497.1 (§)	4.9

註釋：括號內的數字為與對上三個月期間比較的變動百分比。

§ 變動在 ±0.05%之內。

Notes: Figures in brackets are the percentage changes over the preceding three-month period.

§ Change within ±0.05%.

4. 二零零九年按選定變數分析的失業率的轉變

性別

4.1 整體上，男性及女性的失業率（不經季節性調整）在二零零九年首三季均呈上升趨勢，而在第四季則下跌。男性的失業率（不經季節性調整）從二零零九年第一季的 6.0% 上升至二零零九年第二及第三季的 6.4%，然後下跌至二零零九年第四季的 5.5%。女性的失業率（不經季節性調整）亦由二零零九年第一季的 4.0% 上升至二零零九年第三季的 4.8%，然後下跌至二零零九年第四季的 3.9%。在二零零九年，女性在整體失業人口中所佔的比例為 38.3%，而男性及女性的失業率分別為 6.2% 及 4.4%。（表二）

表二 二零零九年按性別劃分的失業統計數字
Table 2 Unemployment Statistics by Sex, 2009

期間 Period	男性 Male		女性 Female		合計 Overall	
	人數 Number (’000)	比率 ⁽¹⁾ Rate ⁽¹⁾ (%)	人數 Number (’000)	比率 ⁽¹⁾ Rate ⁽¹⁾ (%)	人數 Number (’000)	比率 ⁽¹⁾ Rate ⁽¹⁾ (%)
第一季 Q1	116.9	6.0	70.4	4.0	187.2	5.1
第二季 Q2	125.2	6.4	77.9	4.5	203.0	5.5
第三季 Q3	125.0	6.4	84.2	4.8	209.1	5.6
第四季 Q4	106.0	5.5	66.8	3.9	172.8	4.7
全年 ⁽²⁾ Whole year ⁽²⁾	121.4	6.2	75.4	4.4	196.7	5.4

註釋：(1) 指有關組別的失業率(不經季節性調整)。

(2) 全年數字是根據二零零九年一月至十二月進行的「綜合住戶統計調查」的結果所編製。

4. Analysis of Changes in the Unemployment Rate in 2009 by Selected Variables

Sex

4.1 In general, both males and females showed increases in unemployment rate (not seasonally adjusted) in the first three quarters of 2009 but decreases in the last quarter of 2009. The unemployment rate (not seasonally adjusted) for males increased from 6.0% in Q1 2009 to 6.4% in the second and third quarters of 2009 and then decreased to 5.5% in Q4 2009. The unemployment rate (not seasonally adjusted) for females increased from 4.0% in Q1 2009 to 4.8% in Q3 2009 and then decreased to 3.9% in Q4 2009. In 2009, the proportion of females in the total unemployed population was 38.3% and the unemployment rates for males and females were 6.2% and 4.4% respectively. (Table 2)

Age group

4.2 In 2009, an increasing trend in unemployment rate (not seasonally adjusted) was observed in the first two to three quarters and the rate fell in the last quarter in virtually all age groups, except for the age group of 60 and over. The increase in unemployment rate (not seasonally adjusted) was most significant for persons aged 15–19, rose from 16.6% in Q1 2009 to 25.7% in Q3 2009 and then decreased to 20.1% in Q4 2009. (Table 3)

年齡組別

4.2 除了六十歲及以上的年齡組別外，差不多所有年齡組別人士的失業率（不經季節性調整）在二零零九年首兩至三季均呈上升趨勢，其後在第四季下跌。失業率（不經季節性調整）的升幅在十五至十九歲年齡組別人士中最為明顯，由二零零九年第一季的 16.6% 上升至二零零九年第三季的 25.7%，然後回落至二零零九年第四季的 20.1%。（表三）

表三 二零零九年按年齡組別劃分的失業統計數字
Table 3 Unemployment Statistics by Age Group, 2009

年齡組別 Age group	第一季 Q1 (‘000)	第二季 Q2 (‘000)	第三季 Q3 (‘000)	第四季 Q4 (‘000)	全年 ⁽¹⁾ Whole year ⁽¹⁾ (‘000)
15-19	7.9 (16.6%)	12.0 (24.3%)	15.3 (25.7%)	10.2 (20.1%)	11.7 (22.0%)
20-29	50.2 (6.4%)	55.9 (7.2%)	64.4 (8.2%)	53.7 (6.9%)	57.2 (7.3%)
30-39	37.2 (3.9%)	39.4 (4.1%)	37.6 (4.0%)	33.1 (3.5%)	37.0 (3.9%)
40-49	48.1 (4.6%)	52.6 (5.1%)	47.1 (4.6%)	39.6 (3.9%)	47.4 (4.6%)
50-59	38.7 (5.4%)	38.8 (5.3%)	39.4 (5.4%)	32.0 (4.5%)	38.6 (5.4%)
≥ 60	5.1 (3.3%)	4.3 (2.7%)	5.4 (3.3%)	4.1 (2.5%)	4.9 (3.1%)
合計 Overall	187.2 (5.1%)	203.0 (5.5%)	209.1 (5.6%)	172.8 (4.7%)	196.7 (5.4%)

註釋：粗字體的數字為失業人數（以千人計）。括號內數字則為相應的失業率（不經季節性調整）[指在有關的組別內，失業人士在該組別的勞動人口中所佔的比例]。

(1) 全年數字是根據二零零九年一月至十二月進行的「綜合住戶統計調查」的結果所編製。

Notes: Figures in bold type refer to the number of unemployed persons (in thousands). Figures in brackets are the corresponding unemployment rates (not seasonally adjusted) [i.e. the proportion of unemployed persons in the labour force in the respective groups].

(1) Figures for the whole year are compiled based on the data collected in the General Household Survey in January to December 2009.

教育程度

4.3 具不同教育程度人士的失業率在二零零九年有不同的轉變。具小學及以下教育程度人士的失業率（不經季節性調整）在二零零九年有下跌趨勢。另一方面，具專上教育程度人士的失業率（不經季節性調整）從二零零九年第一季的 3.6% 上升至二零零九年第三季的 4.9%，然後下跌至二零零九年第四季的 4.0%。具專上教育程度人士（包括非學位及學位）的失業人數及其失業率（不經季節性調整）在二零零九年第三季均顯著上升，這是因為新一批畢業生及離校人士進入勞工市場。（表四）

Educational attainment

4.3 The changes in the unemployment rate in 2009 varied for persons with different level of educational attainment. The unemployment rate (not seasonally adjusted) for persons with primary education and below showed a decreasing trend in 2009. On the other hand, the unemployment rate for persons with post-secondary educational attainment increased from 3.6% in Q1 2009 to 4.9% in Q3 2009, and then decreased to 4.0% in Q4 2009. Both the number of unemployed persons and the corresponding unemployment rate (not seasonally adjusted) for persons with post-secondary education level (both non-degree and degree) showed a significant increase in Q3 2009 amidst the entry of fresh graduates and school leavers into the labour market. (Table 4)

表四 二零零九年按教育程度劃分的失業統計數字
Table 4 Unemployment Statistics by Educational Attainment, 2009

教育程度 Educational attainment	第一季 Q1 (‘000)	第二季 Q2 (‘000)	第三季 Q3 (‘000)	第四季 Q4 (‘000)	全年 ⁽¹⁾ Whole year ⁽¹⁾ (‘000)
小學及以下 Primary and below	31.7 (6.7%)	28.1 (6.0%)	25.4 (5.8%)	21.5 (5.0%)	27.5 (6.1%)
初中 ⁽²⁾ Lower secondary ⁽²⁾	42.8 (7.3%)	45.6 (7.6%)	42.6 (7.0%)	34.7 (5.7%)	42.9 (7.1%)
高中／預科 ⁽³⁾ Upper secondary/Sixth form ⁽³⁾	70.7 (4.8%)	85.2 (5.7%)	84.3 (5.7%)	70.8 (4.8%)	79.2 (5.4%)
專上教育 Post-secondary	42.0 (3.6%)	44.2 (3.8%)	56.9 (4.9%)	45.8 (4.0%)	47.1 (4.1%)
非學位 Non-degree	18.8 (5.2%)	16.6 (4.9%)	21.1 (6.2%)	15.0 (4.7%)	18.0 (5.3%)
學位 Degree	23.2 (2.9%)	27.5 (3.4%)	35.7 (4.3%)	30.8 (3.7%)	29.1 (3.6%)
合計 Overall	187.2 (5.1%)	203.0 (5.5%)	209.1 (5.6%)	172.8 (4.7%)	196.7 (5.4%)

註釋：粗字體的數字為失業人數（以千人計）。括號內數字則為相應的失業率（不經季節性調整）[指在有關的組別內，失業人士在該組別的勞動人口中所佔的比例]。

- (1) 全年數字是根據二零零九年一月至十二月進行的「綜合住戶統計調查」的結果所編製。
- (2) 具初中教育程度的人士包括具中一至中三教育程度或同等學歷的人士。
- (3) 具高中／預科教育程度的人士包括具中四至中七教育程度或同等學歷的人士。

Notes: Figures in bold type refer to the number of unemployed persons (in thousands). Figures in brackets are the corresponding unemployment rates (not seasonally adjusted) [i.e. the proportion of unemployed persons in the labour force in the respective groups].

- (1) Figures for the whole year are compiled based on the data collected in the General Household Survey in January to December 2009.
- (2) Persons with lower secondary educational attainment include those with Secondary 1 to Secondary 3 educational attainment or equivalent level.
- (3) Persons with upper secondary/sixth form educational attainment include those with Secondary 4 to Secondary 7 educational attainment or equivalent level.

以前從事的行業

4.4 在二零零九年上半年，大部分行業的失業率（不經季節性調整）均呈上升趨勢，而在二零零九年下半年則下跌。在二零零九年上半年上升較明顯的行業為建造業。這行業的失業率（不經季節性調整）從二零零八年第三季的6.1%上升5.7個百分點至二零零九年第二季的11.8%。另一方面，運輸、倉庫、郵政及速遞服務、資訊及通訊業的失業率（不經季節性調整）在二零零九年持續下跌。（表五）

Previous industry

4.4 The unemployment rates (not seasonally adjusted) for most industry sectors increased in the early part of 2009 and then decreased in the latter part of 2009. The most notable increase in unemployment in the first half of 2009 was found in the construction sector. The unemployment rates (not seasonally adjusted) of this industry sector increased by 5.7 percentage points from 6.1% in Q3 2008 to 11.8% in Q2 2009. On the other hand, the unemployment rate (not seasonally adjusted) of the transportation, storage, postal and courier services, information and communications sector decreased throughout 2009. (Table 5)

表五 二零零九年按以前從事的行業劃分的曾工作的失業人數

Table 5 Unemployed Persons with a Previous Job by Previous Industry, 2009

以前從事的行業 Previous industry	第一季 Q1 (‘000)	第二季 Q2 (‘000)	第三季 Q3 (‘000)	第四季 Q4 (‘000)	全年 ⁽¹⁾ Whole year ⁽¹⁾ (‘000)
製造 Manufacturing	10.5 (6.2%)	11.8 (6.8%)	10.2 (6.2%)	7.7 (5.1%)	10.2 (6.3%)
建造 Construction	33.4 (11.2%)	34.7 (11.8%)	27.0 (9.4%)	22.1 (7.4%)	30.2 (10.1%)
進出口貿易及批發 Import/export trade and wholesale	28.1 (4.6%)	28.9 (4.9%)	28.7 (4.9%)	23.1 (4.0%)	27.1 (4.6%)
進出口貿易 <i>Import and export trade</i>	(4.6%)	(4.9%)	(4.8%)	(4.1%)	(4.7%)
批發 <i>Wholesale</i>	(3.7%)	(4.8%)	(5.2%)	(2.8%)	(4.1%)
零售、住宿及膳食服務 Retail, accommodation and food services	38.8 (6.6%)	43.3 (7.3%)	44.5 (7.5%)	37.7 (6.3%)	42.2 (7.0%)
零售 <i>Retail</i>	(6.0%)	(6.5%)	(6.7%)	(5.7%)	(6.3%)
短期住宿活動 <i>Short term accommodation activities</i>	(4.1%)	(3.1%)	(4.0%)	(3.1%)	(3.7%)
餐飲服務活動 <i>Food and beverage service activities</i>	(7.8%)	(9.1%)	(9.1%)	(7.7%)	(8.6%)
運輸、倉庫、郵政及速遞服務、資訊及通訊 Transportation, storage, postal and courier services, information and communications	24.1 (5.5%)	21.6 (4.9%)	20.0 (4.3%)	18.7 (4.2%)	21.5 (4.8%)
金融、保險、地產、專業及商用服務 Financing, insurance, real estate, professional and business services	24.0 (3.6%)	26.7 (4.0%)	25.6 (3.8%)	24.8 (3.8%)	25.6 (3.9%)
金融及保險 <i>Financing and insurance</i>	(3.3%)	(3.1%)	(3.3%)	(3.0%)	(3.2%)
地產 <i>Real estate</i>	(3.9%)	(4.7%)	(4.2%)	(4.1%)	(4.4%)
專業及商用服務（不包括清潔及同類活動） <i>Professional and business services (excluding cleaning and similar activities)</i>	(4.0%)	(4.5%)	(4.3%)	(4.3%)	(4.3%)
清潔及同類活動 <i>Cleaning and similar activities</i>	(2.5%)	(3.4%)	(3.4%)	(3.9%)	(3.3%)
公共行政、社會及個人服務 Public administration, social and personal services	16.1 (1.8%)	17.9 (2.0%)	20.8 (2.3%)	17.2 (1.9%)	18.5 (2.1%)
維修、洗滌、家居及其他個人服務活動 <i>Repair, laundry, domestic and other personal service activities</i>	(1.9%)	(2.0%)	(2.3%)	(1.7%)	(2.1%)
其他行業 Other industries	*** ***	0.6 (2.7%)	0.5 (2.6%)	*** ***	0.5 (2.5%)
合計 Overall	175.3 (-)	185.4 (-)	177.2 (-)	151.8 (-)	175.9 (-)

註釋：數字不包括首次求職人士及重新加入勞動人口的失業人士，因為沒有關於他們以前從事行業的資料。

Notes: Figures exclude first-time job-seekers and re-entrants into the labour force who are unemployed as information on previous industry of these persons is not available.

粗字體的數字為失業人數（以千人計）。括號內數字指在以前從事某一特定行業組別的人士的失業率（不經季節性調整）。

Figures in bold type refer to the number of unemployed persons (in thousands). Figures in brackets are the unemployment rates (not seasonally adjusted) in respect of persons engaged in the specified previous industry groups.

(1) 全年數字是根據二零零九年一月至十二月進行的「綜合住戶統計調查」的結果所編製。

(1) Figures for the whole year are compiled based on the data collected in the General Household Survey in January to December 2009.

- 不適用。

- Not applicable.

*** 數字是根據非常少的樣本個案所編製。由於抽樣誤差甚大，故此不予公布。

*** Figures are compiled based on a very small number of sampled cases and not released due to very large sampling errors.

以前從事的職業

4.5 在二零零九年上半年，專業人員、輔助專業人員、文員、服務工作及商店銷售人員和工藝及有關人員的失業率（不經季節性調整）均上升。在二零零九年第四季，除了專業人員外，其他職業階層的失業率（不經季節性調整）均下跌。（表六）

Previous occupation

4.5 Increases in unemployment rate (not seasonally adjusted) were observed for professionals, associate professionals, clerks, service workers and shop sales workers, and craft and related workers in the first half of 2009. Declines in unemployment rate (not seasonally adjusted) were observed for most occupation groups, except professionals, in the fourth quarter of 2009. (Table 6)

表六 二零零九年按以前從事的職業劃分的曾工作的失業人數

Table 6 Unemployed Persons with a Previous Job by Previous Occupation, 2009

以前從事的職業 Previous occupation	第一季 Q1 (’000)	第二季 Q2 (’000)	第三季 Q3 (’000)	第四季 Q4 (’000)	全年 ⁽¹⁾ Whole year ⁽¹⁾ (’000)
經理及行政級人員 Managers and administrators	7.6 (2.2%)	5.7 (1.7%)	9.2 (2.7%)	6.8 (2.0%)	7.2 (2.2%)
專業人員 Professionals	4.8 (1.9%)	5.5 (2.3%)	5.1 (2.1%)	5.1 (2.2%)	5.2 (2.2%)
輔助專業人員 Associate professionals	24.0 (3.3%)	29.6 (4.0%)	25.1 (3.6%)	24.1 (3.4%)	25.9 (3.6%)
文員 Clerks	27.5 (4.8%)	30.0 (5.2%)	29.9 (5.0%)	26.5 (4.5%)	28.5 (4.9%)
服務工作及商店銷售人員 Service workers and shop sales workers	34.7 (6.0%)	39.8 (6.7%)	41.9 (7.1%)	34.3 (5.8%)	38.9 (6.5%)
工藝及有關人員 Craft and related workers	28.0 (9.8%)	28.0 (10.0%)	21.8 (8.0%)	18.7 (6.8%)	24.8 (8.8%)
機台及機器操作員及裝配員 Plant and machine operators and assemblers	12.9 (5.9%)	10.4 (4.8%)	10.9 (5.0%)	7.1 (3.5%)	10.4 (4.8%)
非技術工人 Elementary occupations	35.8 (5.1%)	36.4 (5.2%)	33.1 (4.7%)	29.1 (4.1%)	34.9 (5.0%)
其他 Others	*** ***	*** ***	*** ***	*** ***	*** ***
合計 Overall	175.3 (-)	185.4 (-)	177.2 (-)	151.8 (-)	175.9 (-)

註釋：數字不包括首次求職人士及重新加入勞動人口的失業人士，因為沒有關於他們以前從事職業的資料。

粗字體的數字為失業人數（以千人計）。括號內數字指在以前從事某一特定職業組別的人士的失業率（不經季節性調整）。

(1) 全年數字是根據二零零九年一月至十二月進行的「綜合住戶統計調查」的結果所編製。

- 不適用。

*** 數字是根據非常少的樣本個案所編製。由於抽樣誤差甚大，故此不予公布。

Notes: Figures exclude first-time job-seekers and re-entrants into the labour force who are unemployed as information on previous occupation of these persons is not available.

Figures in bold type refer to the number of unemployed persons (in thousands). Figures in brackets are the unemployment rates (not seasonally adjusted) in respect of persons engaged in the specified previous occupation groups.

(1) Figures for the whole year are compiled based on the data collected in the General Household Survey in January to December 2009.

- Not applicable.

*** Figures are compiled based on a very small number of sampled cases and not released due to very large sampling errors.

5. 概念及方法

5.1 從事經濟活動人口，即勞動人口，可分為就業人口及失業人口。勞動人口參與率是指勞動人口在十五歲及以上人口中所佔的比例，用以量度適齡工作人士加入勞動人口的傾向。

5.2 非從事經濟活動人口包括所有在統計前七天內並無職位亦無工作的人士，在這七天內正在休假的人士及失業人士除外。料理家務者、退休人士及十五歲以下的人士（例如學生）等均包括在內。

5.3 就業人口包括所有在統計前七天內有做工賺取薪酬或利潤或有一份正式工作的十五歲及以上的人士。

5.4 就業不足人口包括在統計前七天內在非自願情況下工作少於三十五小時，而在統計前三十天內有找尋更多工作，或即使不是找尋工作，但在統計前七天內可擔任更多工作的就業人士。根據此定義，因工作量不足而在統計前七天內放取無薪假期的就業人士，若在該七天期間內工作少於三十五小時甚或全段期間都在休假，亦會被界定為就業不足人士。就業不足人口為就業人口的一部分。

5.5 失業人口由所有失業人士構成。一名十五歲或以上人士符合下列情況，便被界定為失業人士：

- (i) 在統計前七天內並無職位，且並無為賺取薪酬或利潤而工作；
- (ii) 在統計前七天內隨時可工作；及
- (iii) 在統計前三十天內有找尋工作。

5. Concepts and Methods

5.1 The *economically active population*, synonymous with the *labour force*, comprises the employed population and the unemployed population. The labour force participation rate refers to the proportion of labour force in the population aged 15 and over. This is a measure of the propensity of persons of working age to be in the labour force.

5.2 The *economically inactive population* is made up of those persons who have not had a job and have not been at work during the seven days before enumeration, excluding persons who have been on leave/holiday during the seven-day period and persons who are unemployed. Persons such as home-makers, retired persons and those below the age of 15 (e.g. students) are thus included.

5.3 The *employed population* consists of those persons aged 15 and over who have been at work for pay or profit during the seven days before enumeration or have had formal job attachment.

5.4 The *underemployed population* comprises those employed persons who have involuntarily worked less than 35 hours during the seven days before enumeration and have sought additional work during the thirty days before enumeration, or have not sought but have been available for additional work during the seven days before enumeration. Following this definition, employed persons taking no-pay leave due to slack work during the seven days before enumeration are also classified as underemployed if they worked less than 35 hours or were on leave even for the whole period during the seven-day period. The underemployed population is a part of the employed population.

5.5 The *unemployed population* comprises all unemployed persons. For a person aged 15 or over to be classified as unemployed, that person should :

- (i) not have had a job and should not have performed any work for pay or profit during the seven days before enumeration;
- (ii) have been available for work during the seven days before enumeration; *and*
- (iii) have sought work during the thirty days before enumeration.

不過，一名十五歲或以上的人士，如果他符合上述 (i) 和 (ii) 的條件，但沒有在統計前三十天內找尋工作的原因為相信沒有工作可做，則仍會被界定為失業，即所謂「因灰心而不求職的人士」。

5.6 失業率是指失業人士在勞動人口中所佔的比例。計算方法是將失業人數除以勞動人口數目，再乘以 100%。

5.7 有關各行業或各職業的失業率反映從事個別行業或職業的人士失業的嚴重程度。但是，在計算有關按行業或職業劃分的失業率時，要注意兩點：(i) 失業人士是按其以前從事的行業或職業劃分，該行業或職業跟他們日後將從事工作的行業或職業未必相同；及 (ii) 沒有首次求職人士和重新加入勞動人口的失業人士以前從事行業或職業的資料。因此，按行業或職業劃分的失業率不能與整體失業率作嚴謹比較，同時亦須謹慎闡釋。

5.8 「綜合住戶統計調查」採用了結構完善的問卷以搜集所需的數據，從而客觀和準確地界定被訪者的經濟活動身分。

5.9 有一點要留意，在「綜合住戶統計調查」中，並沒有使用如「家庭主婦」和「退休人士」之類的通稱。進行統計調查時，所用的問卷採用了一連串嚴謹而客觀的問題，以搜集所需的數據，從而界定一名受訪人士是否失業人士。一名人士若全時間在家中料理家務，則不包括在勞動人口中（即「非從事經濟活動」），亦不會被界定為「就業」或「失業」。另一方面，若一名已婚的女士，身分雖然屬於一般所稱的「家庭主婦」，但隨時可工作及正積極地找尋工作，按照定義，她會被界定為「失業人士」。

However, if a person aged 15 or over fulfils the conditions (i) and (ii) above but has not sought work during the thirty days before enumeration because he believes that work is not available, he/she is still classified as unemployed, being regarded as a so-called “discouraged worker”.

5.6 *Unemployment rate* refers to the proportion of unemployed persons in the labour force. It is computed by dividing the number of unemployed persons by the size of the labour force and multiplying the quotient by 100%.

5.7 The unemployment rates by industry or occupation reflect the degree of severity of unemployment in respect of persons engaged in individual industries or occupations. However, two points have to be noted in deriving the unemployment rates by industry or occupation: (i) unemployed persons are classified according to their previous industry or occupation which may not necessarily be the one which they will enter subsequently; and (ii) there is no information on previous industry or occupation in respect of first-time job-seekers and re-entrants into the labour force who are unemployed. Such rates are therefore not strictly comparable to the overall unemployment rate and should be interpreted with caution.

5.8 A well-structured questionnaire is adopted in the GHS to collect the required data for classifying the economic activity status of the respondents objectively and accurately.

5.9 It should be noted that generic terms like “housewife” and “retired person” are not used in the GHS. In conducting the survey, the questionnaire adopted contains a series of rigorous and objective questions in order to collect the required data for classifying whether a person being enquired is unemployed or not. If a person is engaged in household work on a full time basis at home, this person is outside the labour force (i.e. being “economically inactive”) and he will not be classified as “employed” or “unemployed”. On the other hand, if a married female regards herself as the so-called “housewife” but is available for work and is actively seeking work, she is classified as “unemployed” in accordance with the definition.

5.10 在非從事經濟活動人士中，有些人士若「遇上」對其有利的工作條件時（例如酬金符合他們的期望、工作時間有足夠彈性或工作地點接近居所），才會考慮投入勞動人口。但是，他們個別的意願未必符合本地勞工市場的一般情況。根據國際標準，雖然他們有工作意欲，但仍應界定為非從事經濟活動人士。然而，這些人士雖不屬失業人口的一部分，但是有關這些人士的統計數字仍是有用的統計資料。以香港而言，政府統計處可提供一些關於這方面的統計數字。（備註：讀者可參考政府統計處出版的第三十一號、第四十一號及第五十一號有關「非從事經濟活動人士若遇上合適工作時會接受工作的意願」的《專題報告書》。）

5.11 有一點亦要留意，「失業」所指的是一種狀態，而並非「失去工作」的事件（例如遭解僱或遣散，或因其他理由而離職）。故此，一些被解僱或因其他理由離職的人士，若在很短期間內已轉為從事另一份工作，雖然他們在有關期間內曾經歷「失去工作」的事件，但根據定義，他們在統計時並不算在失業人口內。

5.12 由於失業率受季節性變異（包括首次求職人士所導致的季節性差異、假期影響及業務的季節性起伏）的影響，故政府統計處公布失業率時已作出季節性調整。經季節性調整的失業率，更能確切反映失業的趨勢，以便比較不同時間的失業率。在本文中，載列於第三節的整體失業率已經季節性調整，而載列於第四節的按選定特徵分析的失業率，由於數據的局限，則沒有經季節性調整。

5.13 有關「綜合住戶統計調查」所涉及的資料項目及其相關的概念和定義的詳細資料，刊載於《綜合住戶統計調查按季統計報告書》內。

5.10 There are also cases that among the economically inactive persons, some might consider entering the labour force only if they “encounter” jobs with terms favourable to their own situations (e.g. remuneration meeting their own expectation, working hours with adequate flexibility or workplace near home). However, their specific wishes may not be commensurate with prevailing local conditions in the labour market. According to international standard, such persons should still be classified as economically inactive, despite the fact that they have some desire for work. Although such persons do not form part of the unemployed population, statistics on them are useful information in their own right. In the case of Hong Kong, some relevant statistics are available in the Census and Statistics Department (C&SD). (Note : Reference could be made to the *Special Topics Reports* No. 31, No. 41 and No. 51 on the topic “Desire of economically inactive persons for taking up jobs if being offered suitable employment” published by the C&SD.)

5.11 It should also be noted that “unemployment” refers to a state of affairs, but not the events of “losing a job” like dismissal or lay-off or having left a job for other reasons. Thus, for persons who have been dismissed from their jobs or who have left their jobs for certain reasons, but have managed to take up another job within a short period of time, they should not be counted in the unemployed population by definition at the time of enumeration, even though they have experienced the event of “losing a job” during the period concerned.

5.12 As unemployment rate is subject to seasonal variations (such as seasonal variations in the number of first-time job-seekers, holiday effects and seasonal ups and downs in business activities), seasonal adjustment has been made when the unemployment rate is released. The seasonally adjusted unemployment rate so compiled can better reflect the underlying trend of unemployment and facilitate the comparison of unemployment rates over time. In this article, seasonal adjustment has been applied to the overall unemployment rates presented in Section 3, while those unemployment rates analysed by selected characteristics as presented in Section 4 are not seasonally adjusted because of data limitation.

5.13 Details about the data items included in the GHS and their corresponding concepts and definitions are given in the *Quarterly Report on General Household Survey*.

二零一零年一月至五月刊載的專題文章目錄

List of Feature Articles Published during January to May 2010

月份	文章題目	Month	Title of Article
1	(i) 對外直接投資統計 (ii) 闡釋香港的整體國際收支和儲備資產	1	(i) External direct investment statistics (ii) Interpreting the overall balance of payments and reserve assets of Hong Kong
2	(i) 電子報關的新發展 (ii) 二零零零年至二零零九年香港居民使用個人電腦及互聯網服務的情況	2	(i) New development in electronic declaration service (ii) Usage of personal computers and Internet services by Hong Kong residents, 2000 to 2009
3	(i) 以「按目的劃分的個人消費分類」分析消費物價指數 (ii) 香港經濟四個主要行業在二零零八年的情況 (iii) 二零零四年至二零零八年香港的創新活動統計數字	3	(i) Consumer Price Index analysed by Classification of Individual Consumption According to Purpose (ii) The situation of the four key industries in the Hong Kong economy in 2008 (iii) Statistics on innovation activities in Hong Kong, 2004 to 2008
4	(i) 香港商品進口貿易分析 (ii) 香港的金融服務業 (iii) 一九九九年至二零零九年香港公共交通乘客人次	4	(i) Analysis of Hong Kong's imports of goods (ii) The financial services sector in Hong Kong (iii) Public transport patronage of Hong Kong, 1999 to 2009
5	(i) 按運輸方式分析的香港對外商品貿易 (ii) 二零零九年失業率的走勢 (iii) 二零零零年至二零零九年香港國際收支平衡表內經常帳統計數字的分析	5	(i) Analysis of Hong Kong's external merchandise trade by mode of transport (ii) The movement of the unemployment rate in 2009 (iii) Analysis of current account statistics in the Balance of Payments account of Hong Kong, 2000 to 2009

二零一零年六月至九月
政府統計處定期性統計數據發布日期一覽表
**Schedule for Issuing Regular Releases of Statistical Data by
the Census and Statistics Department, June to September 2010**

每年九月底，本處會向傳媒公布翌年定期性統計數據新聞發布的詳細時間表。本附錄載列未來四個月的發布日期。數據於發布日期下午四時三十分向傳媒公布。有關的新聞公布於稍後時間載列於政府統計處的網站上(www.censtatd.gov.hk)。發布日期下午四時三十分後致電本處，亦可查詢有關統計數據。

The date schedule for issuing regular press releases of statistical data in the ensuing year is issued to the mass media in end September of each year. This Annex gives the schedule for the coming four months. Data are issued to the media at 4:30 p.m. on the date of release. The press releases are posted shortly afterwards on the Department's website (www.censtatd.gov.hk). Telephone enquiries may also be made to the Department after 4:30 p.m. on the release date.

統計數據 Statistical Data	發布日期 (日/月/年) Release Date (DD/MM/YYYY)
人口統計 Population Statistics	
1. 二零一零年年中人口數字 <i>查詢電話 Enquiry Telephone Number</i> 2716 8044	Mid-year Population for 2010 16.08.2010
勞工統計 Labour Statistics	
1. 失業及就業不足統計 <i>查詢電話 Enquiry Telephone Number</i> 2887 5506	Unemployment and Underemployment Statistics March to May 2010 April to June 2010 May to July 2010 June to August 2010 17.06.2010 20.07.2010 17.08.2010 16.09.2010
2. 就業及職位空缺統計 <i>查詢電話 Enquiry Telephone Number</i> 2582 4751	Employment and Vacancies Statistics March 2010 June 2010 21.06.2010 20.09.2010
3. 薪金總額及工資統計 <i>查詢電話 Enquiry Telephone Number</i> 2887 5584	Payroll and Wage Statistics 1st Quarter 2010 2nd Quarter 2010 24.06.2010 27.09.2010
對外貿易統計 External Trade Statistics	
1. 對外商品貿易統計 <i>查詢電話 Enquiry Telephone Number</i> 2582 4914	External Merchandise Trade Statistics May 2010 June 2010 July 2010 August 2010 24.06.2010 27.07.2010 26.08.2010 27.09.2010
2. 對外商品貿易貨量及價格統計 <i>查詢電話 Enquiry Telephone Number</i> 2582 4914	Volume and Price Statistics of External Merchandise Trade April 2010 May 2010 June 2010 July 2010 17.06.2010 20.07.2010 12.08.2010 16.09.2010

對外貿易統計 (續)

External Trade Statistics (cont'd)

3.	船隻、港口貨物及貨櫃統計	Statistics on Vessels, Port Cargo and Containers	
	• 二零一零年第一季	1st Quarter 2010	07.06.2010
	• 二零一零年第二季	2nd Quarter 2010	07.09.2010
	查詢電話 Enquiry Telephone Number 2582 4889		
4.	涉及外發中國內地加工貿易統計	Statistics on Trade Involving Outward Processing in the Mainland of China	
	• 二零一零年第一季	1st Quarter 2010	18.06.2010
	• 二零一零年第二季	2nd Quarter 2010	17.09.2010
	查詢電話 Enquiry Telephone Number 2582 5255		

物價統計

Price Statistics

1.	消費物價指數	Consumer Price Index	
	• 二零一零年五月	May 2010	22.06.2010
	• 二零一零年六月	June 2010	22.07.2010
	• 二零一零年七月	July 2010	20.08.2010
	• 二零一零年八月	August 2010	21.09.2010
	查詢電話 Enquiry Telephone Number 2805 6401		

國民收入及國際收支平衡統計

National Income and Balance of Payments Statistics

1.	本地生產總值	Gross Domestic Product	
	• 二零一零年第二季 ⁽¹⁾	2nd Quarter 2010 ⁽¹⁾	13.08.2010
	查詢電話 Enquiry Telephone Number 2582 4787		
2.	以環比物量計算按經濟活動劃分的本地生產總值	Chain Volume Measures of Gross Domestic Product by Economic Activity	
	• 二零一零年第一季	1st Quarter 2010	21.06.2010
	• 二零一零年第二季	2nd Quarter 2010	20.09.2010
	查詢電話 Enquiry Telephone Number 2116 5188		
3.	本地居民生產總值及對外要素收益流動數字	Gross National Product and External Factor Income Flows	
	• 二零一零年第一季	1st Quarter 2010	14.06.2010
	• 二零一零年第二季	2nd Quarter 2010	14.09.2010
	查詢電話 Enquiry Telephone Number 2116 5101		

註： (1) 財政司司長辦公室轄下的經濟分析及方便營商處的經濟分析部發布有關二零一零年半年經濟報告及二零一零年全年本地生產總值暨物價預測第二次修訂的新聞稿時，二零一零年第二季本地生產總值亦於該新聞稿中發布。政府統計處不會在當日就二零一零年第二季的本地生產總值另發新聞稿。

Note: (1) The Economic Analysis Division of the Economic Analysis and Business Facilitation Unit under the Financial Secretary's Office will issue a press release on the Half-yearly Economic Report 2010 and second update of GDP and prices forecasts for 2010 as a whole. The GDP for the second quarter of 2010 will also be released there. No separate press release on the GDP for the second quarter of 2010 will be issued by the Census and Statistics Department on that day.

國民收入及國際收支平衡統計 (續)
National Income and Balance of Payments Statistics (cont'd)

4.	國際收支平衡及國際投資頭寸統計 ⁽²⁾	Balance of Payments and International Investment Position Statistics ⁽²⁾	
	• 二零一零年第一季度	1st Quarter 2010	22.06.2010
	• 二零一零年第二季	2nd Quarter 2010	24.09.2010
	查詢電話 Enquiry Telephone Number 2116 8660		

其他各類統計
Various Other Types of Statistics

1.	零售業銷貨額統計	Retail Sales Statistics	
	• 二零一零年四月	April 2010	01.06.2010
	• 二零一零年五月	May 2010	02.07.2010
	• 二零一零年六月	June 2010	02.08.2010
	• 二零一零年七月	July 2010	31.08.2010
	查詢電話 Enquiry Telephone Number 2802 1367		
2.	工業生產指數和工業生產者價格指數	Index of Industrial Production and Producer Price Indices for the Industrial Sector	
	• 二零一零年第一季度	1st Quarter 2010	14.06.2010
	• 二零一零年第二季	2nd Quarter 2010	13.09.2010
	查詢電話 Enquiry Telephone Number 2805 6641		
3.	建造工程完成量統計	Construction Output Statistics	
	• 二零一零年第一季度	1st Quarter 2010	11.06.2010
	• 二零一零年第二季	2nd Quarter 2010	13.09.2010
	查詢電話 Enquiry Telephone Number 2805 6424		
4.	食肆的收入及購貨額統計	Restaurant Receipts and Purchases Statistics	
	二零一零年第二季	2nd Quarter 2010	02.08.2010
	查詢電話 Enquiry Telephone Number 2802 1367		
5.	服務行業按季業務收益指數	Quarterly Business Receipts Indices for Service Industries	
	• 二零一零年第一季度	1st Quarter 2010	11.06.2010
	• 二零一零年第二季	2nd Quarter 2010	10.09.2010
	查詢電話 Enquiry Telephone Number 2802 1269		
6.	按季業務展望統計調查結果	Results of the Quarterly Business Tendency Survey	
	• 二零一零年第三季	3rd Quarter 2010	23.07.2010
	查詢電話 Enquiry Telephone Number 2805 6112		

註： (2) 由二零一零年第一季的統計季度開始，國際收支平衡統計的新聞稿加入了有關按季國際投資頭寸統計的內容，新聞稿的標題並改為國際收支平衡及國際投資頭寸統計。

Note : (2) A section on quarterly international investment position statistics has been added to the press release on the Balance of Payments Statistics as from the reference quarter of the first quarter of 2010, the title of the press release has therefore been modified to Balance of Payments and International Investment Position Statistics.

名稱	Title	最新期號(1)	印刷版售價(港元)	
			不包括郵費 Not Including Postage	連本地郵費 Including Local Postage
綜合性統計刊物				
General Statistical Digests				
香港經濟趨勢 (半月刊)	Hong Kong Economic Trends (<i>half-monthly</i>)	30/4/2010	11.0	14.0
香港統計月刊	Hong Kong Monthly Digest of Statistics	4/2010	203.0	219.4
香港統計年刊 (2)	Hong Kong Annual Digest of Statistics (2)	2009	214.0	242.0
香港社會及經濟趨勢 (雙年刊) (2)	Hong Kong Social and Economic Trends (<i>biennial</i>) (2)	2009	294.0	310.4
香港的發展(1967 - 2007) - 統計圖表集 (特刊) (2)	A Graphic Guide on Hong Kong's Development (1967 - 2007) (<i>ad hoc</i>) (2)	-	66.0	82.4
香港統計數字一覽 (年刊) (3)	Hong Kong in Figures (<i>annual</i>) (3)	2010	<-----免費 Free ----->	<-----免費 Free ----->
對外貿易				
External Trade				
商品貿易統計				
Merchandise Trade Statistics				
香港商品貿易統計 :				
進口 (月刊) (4)	Imports (<i>monthly</i>) (4)	2/2010	-	-
港產品出口及轉口 (月刊) (4)	Domestic Exports and Re-exports (<i>monthly</i>) (4)	2/2010	-	-
周年附刊, 按國家及貨品劃分 :				
- 進口	- Imports	2009	499.0	527.0
- 港產品出口及轉口	- Domestic Exports and Re-exports	2009	499.0	546.0
香港對外商品貿易 (月刊)	Hong Kong External Merchandise Trade (<i>monthly</i>)	2/2010	186.0	202.4
香港對外商品貿易回顧 (年刊)	Annual Review of Hong Kong External Merchandise Trade (<i>annual</i>)	2009	188.0	196.2
香港商品貿易指數 (月刊) (4)	Hong Kong Merchandise Trade Index Numbers (<i>monthly</i>) (4)	2/2010	-	-
按產品所屬工業劃分的港產品出口統計數字 (季刊) (5)	Domestic Exports Statistics Classified by Industrial Origin (<i>quarterly</i>) (5)	Q4/2009	<-----免費 Free ----->	<-----免費 Free ----->
船務統計				
Shipping Statistics				
香港船務統計 (季刊)	Hong Kong Shipping Statistics (<i>quarterly</i>)	10-12/2009	73.0	81.5
服務貿易統計				
Trade in Services Statistics				
香港服務貿易統計報告 (年刊) (4)	Report on Hong Kong Trade in Services Statistics (<i>annual</i>) (4)	2008	-	-
國民收入				
National Income				
本地生產總值 (季刊)	Gross Domestic Product (<i>quarterly</i>)	Q4/2009	49.0	53.5
本地生產總值 (年刊) (3)	Gross Domestic Product (<i>annual</i>) (3)	2009	70.0	78.2
本地生產總值統計特刊, 二零零七年十月 (特刊)	Special Report on Gross Domestic Product, October 2007 (<i>ad hoc</i>)	-	54.0	58.0
國際收支平衡				
Balance of Payments				
香港國際收支平衡統計 一九九七年至一九九九年 (特刊)	Balance of Payments Statistics of Hong Kong 1997 to 1999 (<i>ad hoc</i>)	-	14.0	18.0
香港國際收支平衡統計 (季刊) (4)	Balance of Payments Statistics of Hong Kong (<i>quarterly</i>) (4)	Q4/2009	-	-
香港對外直接投資統計 (年刊) (4)	External Direct Investment Statistics of Hong Kong (<i>annual</i>) (4)	2008	-	-
香港對外債務統計數字	Hong Kong's External Debt Statistics	Q4/2009	<-----免費 Free ----->	<-----免費 Free ----->
勞工				
Labour				
勞動人口、就業及空缺統計				
Labour Force, Employment and Vacancies Statistics				
綜合住戶統計調查按季統計報告書	Quarterly Report on General Household Survey	10-12/2009	66.0	74.5
就業及空缺按季統計報告 (4)	Quarterly Report of Employment and Vacancies Statistics (4)	12/2009	-	-
建築地盤就業及空缺按季統計報告 (4)	Quarterly Report of Employment and Vacancies at Construction Sites (4)	12/2009	-	-
工資及勞工收入統計				
Wages and Labour Earnings Statistics				
工資及薪金總額按季統計報告	Quarterly Report of Wage and Payroll Statistics	12/2009	60.0	68.5
經理級與專業僱員薪金及僱員福利統計報告 (高層管理人員除外) (年刊) (2)	Report of Salaries and Employee Benefits Statistics Managerial and Professional Employees (Excluding Top Management) (<i>annual</i>) (2)	2009	45.0	49.4
收入及工時按年統計調查報告	Report on Annual Earnings and Hours Survey	2009	41.0	49.2
由主要承建商填報有關從事公營建築工程的工人的每日平均工資 (月刊)	Average Daily Wages of Workers Engaged in Public Sector Construction Projects as Reported by Main Contractors (<i>monthly</i>)	2/2010	<-----免費 Free ----->	<-----免費 Free ----->

政府統計處刊物一覽 (截至二零一零年五月一日) (續)

List of Publications of the Census and Statistics Department (as at 1.5.2010) (cont'd)

名稱	Title	Latest Issue(1)	印刷版售價(港元)		
			Price of Print Version (HK\$)		
			最新期號(1)	不包括 郵費 Not Including Postage	連本地 郵費 Including Local Postage
勞工 (續)	Labour (cont'd)				
人力統計	Manpower Statistics				
二零零二年人力培訓及工作技能需求機構 單位統計調查報告 (特刊)	Report on 2002 Establishment Survey on Manpower Training and Job Skills Requirements (<i>ad hoc</i>)	-		48.0	56.2
消費物價及住戶開支	Consumer Prices and Household Expenditure				
消費物價指數月報	Monthly Report on the Consumer Price Index	3/2010		63.0	67.4
消費物價指數年報	Annual Report on the Consumer Price Index	2009		102.0	110.2
二零零四至零五年住戶開支統計調查及 重訂消費物價指數基期 (特刊)	2004/05 Household Expenditure Survey and the Rebasing of the Consumer Price Indices (<i>ad hoc</i>)	-		47.0	55.2
工商業	Commerce and Industry				
工業生產	Industrial Production				
工業生產按年統計調查報告 (4)	Report on Annual Survey of Industrial Production (4)	2008		-	-
工業生產按季指數 (4)	Quarterly Index of Industrial Production (4)	Q4/2009		-	-
工業按季生產者價格指數 (4)	Quarterly Producer Price Index for Industrial Sector (4)	Q4/2009		-	-
經銷及服務業	Distribution and Services				
批發、零售、進口與出口貿易、食肆及 酒店按年統計調查報告 (4)	Report on Annual Survey of Wholesale, Retail and Import and Export Trades, Restaurants and Hotels (4)	2008		-	-
食肆的收入及購貨額按季統計調查報告 (4)	Report on Quarterly Survey of Restaurant Receipts and Purchases (4)	Q4/2009		-	-
零售業銷貨額按月統計調查報告 (4)	Report on Monthly Survey of Retail Sales (4)	2/2010		-	-
運輸及有關服務按年統計調查報告 (4)	Report on Annual Survey of Transport and Related Services (4)	2008		-	-
倉庫業、通訊業、銀行業、財務業、保險業 及商用服務業按年統計調查報告 (4)	Report on Annual Surveys of Storage, Communication, Banking, Financing, Insurance and Business Services (4)	2008		-	-
服務行業按季業務收益指數 (4)	Quarterly Business Receipts Indices for Service Industries (4)	Q4/2009		-	-
服務業統計摘要 (年刊)	Statistical Digest of the Services Sector (<i>annual</i>)	2009		166.0	182.4
服務業統計摘要按季補充資料 (4)	Quarterly Supplement to Statistical Digest of the Services Sector (4)	Q3/2009		-	-
屋宇建築及建造	Building and Construction				
屋宇建築、建造及地產業按年統計調查 報告 (4)	Report on Annual Survey of Building, Construction and Real Estate Sectors (4)	2008		-	-
建造工程完成量按季統計調查報告 (4)	Report on the Quarterly Survey of Construction Output (4)	Q4/2009		-	-
特選建築材料平均批發價格 (月刊)	Average Wholesale Prices of Selected Building Materials (<i>monthly</i>)	1/2010		<-----免費 Free ----->	
公營建築工程的工資及材料成本指數 (1995年6月=100) (月刊)	Index Numbers of the Costs of Labour and Materials Used in Public Sector Construction Projects (June 1995=100) (<i>monthly</i>)	1/2010		<-----免費 Free ----->	
公營建築工程的工資及材料成本指數 (2003年4月=100) (月刊)	Index Numbers of the Costs of Labour and Materials Used in Public Sector Construction Projects (April 2003=100) (<i>monthly</i>)	2/2010		<-----免費 Free ----->	
能源	Energy				
香港能源統計 (季刊) (4)	Hong Kong Energy Statistics (<i>quarterly</i>) (4)	Q3/2009		-	-
香港能源統計 (年刊)	Hong Kong Energy Statistics (<i>annual</i>)	2009		76.0	80.0
其他經濟及工商業統計	Other Economic and Business Statistics				
業務展望按季統計調查報告	Report on Quarterly Business Tendency Survey	Q2/2010		13.0	16.7
代表香港境外母公司的駐港公司 按年統計調查報告	Report on Annual Survey of Companies in Hong Kong Representing Parent Companies Located outside Hong Kong	2009		36.0	40.4
資訊科技在工商業的使用情況 和普及程度按年統計調查報告	Report on Annual Survey on Information Technology Usage and Penetration in the Business Sector	2009		88.0	104.4
香港創新活動統計 (年刊)	Hong Kong Innovation Activities Statistics (<i>annual</i>)	2008		100.0	108.2
香港－資訊社會 (年刊)	Hong Kong as an Information Society (<i>annual</i>)	2009		124.0	132.2
香港－知識型經濟 統計透視 (雙年刊)	Hong Kong as a Knowledge-based Economy - A Statistical Perspective (<i>biennial</i>)	2009		84.0	92.2
二零零九年檢測及認證活動統計 調查報告 (特刊) (4)	Report on the 2009 Survey of Testing and Certification Activities (<i>ad hoc</i>) (4)	-		-	-

政府統計處刊物一覽 (截至二零一零年五月一日) (續)

List of Publications of the Census and Statistics Department (as at 1.5.2010) (cont'd)

名稱	Title	最新期號(1)	印刷版售價(港元)	
			Price of Print Version (HK\$)	
			不包括 郵費 Not Including Postage	連本地 郵費 Including Local Postage
人口	Population			
香港二零零六年中期人口統計	Hong Kong 2006 Population By-census			
二零零六年中期人口統計(特刊)	2006 Population By-census (<i>ad hoc</i>)			
主要報告—第一冊	Main Report – Volume I	-	143.0	159.4
主要報告—第二冊	Main Report – Volume II	-	118.0	134.4
主要統計表	Main Tables	-	138.0	166.0
簡要報告	Summary Results	-	41.0	49.2
統計圖解	Graphic Guide	-	91.0	99.2
有關各區議會分區的基本統計表	Basic Tables for District Council Districts	-	50.0	58.2
有關香港島各選區的基本統計表	Basic Tables for Constituency Areas : Hong Kong Island	-	84.0	100.4
有關九龍各選區的基本統計表	Basic Tables for Constituency Areas : Kowloon	-	112.0	128.4
有關新界各選區的基本統計表	Basic Tables for Constituency Areas : New Territories	-	180.0	208.0
區議會分區及選區統計表的附件— 區域分界地圖	Boundary Maps Complementary to Tables for District Council Districts and Constituency Areas	-	134.0	162.0
有關各小規劃統計區的基本統計表	Basic Tables for Tertiary Planning Units	-	274.0	302.0
小規劃統計區統計表的附件—區域 分界地圖	Boundary Maps Complementary to Tables for Tertiary Planning Units	-	80.0	88.2
主題性報告—香港的住戶收入分布	Thematic Report – Household Income Distribution in Hong Kong	-	114.0	122.2
主題性報告—少數族裔人士	Thematic Report – Ethnic Minorities	-	96.0	104.2
主題性報告—內地來港定居未足七年 人士	Thematic Report – Persons from the Mainland Having Resided in Hong Kong for Less Than 7 Years	-	82.0	90.2
主題性報告—青年	Thematic Report – Youths	-	74.0	82.2
主題性報告—長者	Thematic Report – Older Persons	-	88.0	96.2
主題性報告—單親人士	Thematic Report – Single Parents	-	88.0	96.2
其他與人口有關的刊物	Other Publications relating to Population			
香港人口推算 2007-2036(特刊)	Hong Kong Population Projections 2007 - 2036 (<i>ad hoc</i>)	-	50.0	58.2
香港人口生命表 2001-2036(特刊)	Hong Kong Life Tables 2001 - 2036 (<i>ad hoc</i>)	-	48.0	52.4
香港人口趨勢 1981-2006(特刊)	Demographic Trends in Hong Kong 1981 - 2006 (<i>ad hoc</i>)	-	55.0	63.2
社會資料	Social Data			
從綜合住戶統計調查搜集所得的社會資料 第五十一號專題報告書(特刊)： 非從事經濟活動人士若遇上合適 工作時會接受工作的意願	Social Data Collected via the General Household Survey Special Topics Report No. 51 (<i>ad hoc</i>) : Desire of economically inactive persons for taking up jobs if being offered suitable employment	-	68.0	76.2
主題性住戶統計調查第四十三號報告書 (特刊)： 資訊科技的使用情況和普及程度	Thematic Household Survey Report No. 43 (<i>ad hoc</i>) : Information Technology Usage and Penetration	-	74.0	90.4
按區議會分區劃分的人口及住戶統計資料 (年刊)	Population and Household Statistics Analysed by District Council District (<i>annual</i>)	2009	28.0	32.0
香港的女性及男性—主要統計數字 (年刊)	Women and Men in Hong Kong – Key Statistics (<i>annual</i>)	2009	214.0	230.4
統計分類表	Classification Lists			
香港進出口貨物分類表(協調制度)， 二零零七年版(特刊)	Hong Kong Imports and Exports Classification List (Harmonized System), 2007 Edition (<i>ad hoc</i>)			
第一冊：第一至第十類貨物	Volume One: Commodity Section I – X	-	24.0	40.4
第二冊：第十一至第二十二類貨物	Volume Two: Commodity Section XI – XXII	-	28.0	44.4
香港商品貿易統計分類表，二零零七年版 (特刊)	Hong Kong Merchandise Trade Statistics Classification, 2007 Edition (<i>ad hoc</i>)	-	97.0	113.4
香港標準行業分類 2.0 版(特刊)	Hong Kong Standard Industrial Classification (HSIC) Version 2.0 (<i>ad hoc</i>)	-	164.0	192.0

政府統計處刊物一覽 (截至二零一零年五月一日) (續)

List of Publications of the Census and Statistics Department (as at 1.5.2010) (cont'd)

名稱	Title	最新期號 ⁽¹⁾	印刷版售價(港元)	
			不包括 郵費 Not Including Postage	連本地 郵費 Including Local Postage
		Latest Issue ⁽¹⁾	Price of Print Version (HK\$)	
統計發展報告	Report on Statistical Development			
統計發展概要 (年刊)	An Outline of Statistical Development (<i>annual</i>)	2009	146.0	154.2

註釋：除另有註明外，所有刊物均以中、英文對照形式出版。獲取刊物的方法載於第 A10 頁。

用戶可以在政府統計處的網站 (www.censtatd.gov.hk/products_and_services/products/publications/index_tc.jsp) 免費下載政府統計處的刊物和統計表。

(1) Q1、Q2、Q3、Q4分別代表第一、第二、第三和第四季。

(2) 本刊物的印刷版亦於部分郵局出售(查詢熱線：(852) 2921 2222)。

(3) 分別備有中文版和英文版。

(4) 該刊物只備有下載版。

(5) 由二零一零年第一季統計期起，本處將不會編製此單張。然而，本處網站將會繼續提供有關的統計數字。

所列售價及郵費日後或有修訂。外地郵費將於收到訂購要求後另行通知。

有關政府統計處刊物及其他統計產品的最新資料，請瀏覽本處網站內「產品及服務」一節 (www.censtatd.gov.hk/products_and_services/index_tc.jsp)或致電刊物出版組查詢(電話：(852) 2582 3025)。

Notes: Unless otherwise specified, all publications are published in bilingual format. Means of obtaining the publications are given in page A10.

Users can download publications and statistical tables of the Census and Statistics Department free of charge at the website of the Census and Statistics Department (www.censtatd.gov.hk/products_and_services/products/publications/index.jsp).

(1) Q1, Q2, Q3 and Q4 represent respectively the first, second, third and fourth quarter.

(2) Print version of this publication is also put for sale at selected Post Offices (enquiry hotline : (852) 2921 2222).

(3) Available in separate Chinese and English versions.

(4) The publication is available in download version only.

(5) As from the reference period of the first quarter of 2010, this leaflet will no longer be produced. Nevertheless, the statistics concerned will continue to be available at the website of the C&SD.

All quoted prices and postages are subject to revision. Postage for external mailings will be advised upon receipt of orders.

For up-to-date information of the publications and other statistical products of the Census and Statistics Department, please visit the "Products & Services" section on the website of the department (www.censtatd.gov.hk/products_and_services/index.jsp) or call the Publications Unit of the department at (852) 2582 3025.

政府統計處唯讀光碟產品一覽 (截至二零一零年五月一日)
List of CD-ROM Products of the Census and Statistics Department (as at 1.5.2010)

	售價不包括 郵費(港元) Price Not Including Postage (HK\$)	售價連本地 郵費(港元) Price Including Local Postage (HK\$)
二零零一年人口普查		
2001 Population Census		
<p>- 統計表唯讀光碟 (不定期) ++ 載有372個常用統計表。有關統計表涉及的主題廣泛，包括人口、住戶、教育、經濟、房屋、內部遷移及人口分組等本港住戶及人口特徵。選定統計表亦載列按區議會分區／選區及規劃統計小區／街段劃分的統計數字。</p>	1,690.0	1,711.2
<p>- 地圖唯讀光碟 (不定期) 以常用的格式提供一套數碼化的香港地圖，內載的地域分界數碼地圖包括香港海岸線、區議會分區／選區分界、規劃統計小區(及其合併組) 分界、街段—小合併組分界及新市鎮分界。配合適當的電腦軟件，這套數碼地圖可把載於《二零零一年人口普查—統計表唯讀光碟》內的統計數據作地理顯示之用。</p>	840.0	857.0
<p>關於購買以上兩套光碟事宜，請致電人口統計組 (電話：(852) 2716 8025)。</p>		
<p>- 普查易2001 (不定期) 普查易2001人口普查光碟套裝是一套功能強大的知識為本產品，它能幫助使用者有效地進行客戶資訊分析和客戶關係管理的工作。普查易2001光碟內載有超過400個由政府統計處提供的香港二零零一年人口普查統計表，分區數碼地圖及功能超卓的地理訊息系統，當中包含了全香港居民的人口特徵、經濟、教育、住戶、房屋等統計數據，使用者可以透過簡單和容易使用的功能介面，來選擇和提取資料。</p> <p>普查易2001共有4種資料輸出模式：主題性地圖、預設格式報表、統計圖表、及檔案匯出(支援數據庫/試算表/純文字等格式)。普查易2001光碟可應用於規劃業務策略、直接市場推廣或宣傳、客戶資料分析、以及作其他的商業性分析等。</p>	<p>- Hong Kong CensusPro 2001 (ad hoc) CensusPro 2001 GIS CD-ROM Package is a powerful knowledge-based product that enables users to perform customer profiling and Customer Relationship Management (CRM) easily and efficiently. CensusPro 2001 includes over 400 statistical tables of the Hong Kong 2001 Population Census provided by the Census and Statistics Department, digital boundary maps, and the superb Geographical Information System (GIS) functions and features. Statistical data on the demographic, economic, education, household and housing characteristics of the population are included and can be easily selected and retrieved through intuitive and easy-to-use application interface.</p> <p>CensusPro 2001 provides output in mainly 4 ways : thematic maps, formatted reports, bar/pie charts, and export files in dbf/Excel files/text files. CensusPro 2001 can be used in areas like strategic business/service planning, direct marketing and promotion, customer analysis and profiling, and many other business analysis purposes and applications.</p>	<p>) 這光碟產品由 Info Mapping (Hong Kong) Limited生產及銷售。有關查詢及訂購，請直接與該公司聯絡。(電話：(852) 2779 6088)。) This CD-ROM is produced and marketed by the Info Mapping (Hong Kong) Limited. For enquiries and purchase, please contact the company direct at (852) 2779 6088.</p>
<p>- SUPERMAP Hong Kong 2001 (不定期) • 涵蓋全面的人口普查數據，配合最新數碼地圖作介面 • 採用具世界領導地位之地理信息系統進行處理及分析 • 可作多重圖像化分析人口普查數據 • 有助機構進行深入的市場及客戶資訊分析</p>	<p>- SUPERMAP Hong Kong 2001 (ad hoc) • Covers comprehensive population census datasets with the use of the latest digital maps as interface • Manipulates and analyses through employing world leading GIS technology • Provides multiple views of population census data • Helps organisations with in-depth market analysis or customer profiling through data linkage</p>	<p>) 這些光碟產品由益百利香港有限公司生產及銷售。有關查詢及訂購，請直接與該公司聯絡(電話：(852) 2839 5388)。) These CD-ROMs are produced and marketed by Experian Hong Kong Limited. For enquiries and purchase, please contact the company direct at (852) 2839 5388.</p>

政府統計處唯讀光碟產品一覽 (截至二零一零年五月一日) (續)

List of CD-ROM Products of the Census and Statistics Department (as at 1.5.2010) (cont'd)

		售價不包括 郵費(港元) Price Not Including Postage (HK\$)	售價連本地 郵費(港元) Price Including Local Postage (HK\$)
對外商品貿易	External Merchandise Trade		
- 香港對外商品貿易唯讀光碟	- Hong Kong External Merchandise Trade CD-ROM) 這些光碟產品由益百利香港有) 限公司生產及銷售。有關查詢) 及訂購，請直接與該公司聯絡) (電話：(852) 2839 5388)。
列載過去二十五個月的按月貿易統計數字及過往十年的按年貿易統計數字(按年數字只載於周年報)，並包括按貨品類別(「標準國際貿易分類(第四次修訂版)」或「協調制度」、國家/地區及運輸方式劃分的詳細貿易統計數字。	Contains monthly trade data for past 25 months and annual trade data for past 10 years (annual figures are only available in the annual edition). Detailed statistics classified by commodity (using the Standard International Trade Classification (Revision 4) or the Harmonized System), by country/territory and by mode of transport are also included.) These CD-ROMs are produced) and marketed by Experian Hong) Kong Limited. For enquiries) and purchase, please contact the) company direct at (852)) 2839 5388.
- 香港船務統計唯讀光碟 (按季產品)	- Hong Kong Shipping Statistics CD-ROM (quarterly)		
列載自一九九三年以來，按運輸方式、裝運種類、裝貨/卸貨國家/地區及港口、貨品、貨物種類、貨物裝卸地點及與中國內地有關的轉運劃分的貨物及載貨貨櫃吞吐量統計數字。	Contains data back-dated to 1993 on cargo and laden container throughput statistics analysed by mode of transport, shipment type, country/territory and port of loading/discharge, commodity, cargo type, cargo handling location and transshipment related to the mainland of China.		

註釋：++ 分別備有中文版和英文版。

所列售價及郵費日後或有修訂。外地郵費將於收到訂購要求後另行通知。

有關政府統計處刊物及其他統計產品的最新資料，請瀏覽本處網站內「產品及服務」一節 (www.censtatd.gov.hk/products_and_services/index_tc.jsp)或致電刊物出版組查詢(電話：(852) 2582 3025)。

Notes：++ Available in separate Chinese and English versions.

All quoted prices and postages are subject to revision. Postage for external mailings will be advised upon receipt of orders.

For up-to-date information of the publications and other statistical products of the Census and Statistics Department, please visit the "Products & Services" section on the website of the department (www.censtatd.gov.hk/products_and_services/index.jsp) or call the Publications Unit of the department at (852) 2582 3025.

獲取政府統計處刊物及其他統計產品的方法
Means of Obtaining Publications and Other Statistical Products
of the Census and Statistics Department

網站

用戶可以在政府統計處網站 (www.censtatd.gov.hk/products_and_services/products/publications/index_tc.jsp) 免費下載統計刊物。

政府統計處部分刊物備有印刷版，於政府新聞處的政府書店網站 (www.bookstore.gov.hk) 有售。

郵購服務

本處部分刊物附有郵購表格，供訂購或按期訂閱刊物的印刷版。請填妥郵購表格，連同所需費用和郵費的支票或匯票寄回辦理。郵購表格亦可在政府統計處網站下載 (www.censtatd.gov.hk/products_and_services/other_services/provision_of_stat/mail_ordering_of_publications/index_tc.jsp)。

銷售中心

市民可親臨政府統計處刊物出版組購買刊物的印刷版和唯讀光碟產品，並即時提取。刊物出版組的地址是：

香港灣仔港灣道十二號
灣仔政府大樓十九樓

電話：(852) 2582 3025
圖文傳真：(852) 2827 1708

該組並設有閱讀區，讓使用者翻閱陳列的統計處各類的刊物。閱讀區也備有統計處編製的宣傳／教育單張和小冊子，歡迎索閱。

Website

Users may download statistical publications free of charge from the website of the Census and Statistics Department (www.censtatd.gov.hk/products_and_services/products/publications/index.jsp).

Some publications of the Census and Statistics Department are available in print versions and are offered for sale online at the Government Bookstore of the Information Services Department (www.bookstore.gov.hk).

Mail Order Service

A mail order form for ordering or subscribing to print versions of publications is available in some of the Department's publications. Completed form should be sent back together with a cheque or bank draft covering all necessary cost and postage. The order form is also available for downloading from the website of the Department (www.censtatd.gov.hk/products_and_services/other_services/provision_of_stat/mail_ordering_of_publications/index.jsp).

Sales Centre

Print versions of publications and CD-ROM products are available for purchase and collection on the spot at the Publications Unit of the Census and Statistics Department at the following address :

19/F Wanchai Tower
12 Harbour Road, Wan Chai, Hong Kong.

Tel. : (852) 2582 3025
Fax : (852) 2827 1708

The Unit also provides a reading area where users may browse through various publications of the Department on display. Publicity/educational leaflets and pamphlets of the Department are also available for collection.

郵購表格 (只適用於印刷版)

致：香港花園道 美利大廈4樓 政府新聞處 刊物銷售小組 電話：(852) 2842 8844 或 (852) 2842 8845 圖文傳真：(852) 2598 7482	售價			請註明 刊期(月份/季/ 期號及年份)		合計 所需的 期數 (b)	總計 (港元) (a) x (b)
	每本 (港元)	本地 郵費 (1)及(2) (港元)	合計 (港元) (a)	由	至		
1. 香港統計月刊(二零一零年期刊) (J470010 B0)	203.0	16.4	219.4	/2010	12/2010		
2. 香港經濟趨勢(二零一零年期刊) (半月刊)(J410010 B0)	11.0	3.0	14.0	/2010	24/2010		
3. 香港統計年刊(二零零九年版) (J47010900B0)	214.0	28.0	242.0	-	-		
4. 香港社會及經濟趨勢(二零零九年版) (雙年刊)(J57290900B0)	294.0	16.4	310.4	-	-		
5. 統計發展概要(二零零九年版) (年刊)(J33110900B0)	146.0	8.2	154.2	-	-		
6. 香港的發展(1967-2007) - 統計圖表集 (J69090800B0)	66.0	16.4	82.4	-	-		
7.							
8.							
9.							
10.							

本人現付上支票(編號：_____) 港幣 _____ 元，購買上述刊物。
(註：支票應予劃線，並註明支付「香港特別行政區政府」。)

姓名：_____ 職銜：_____

機構名稱：_____ 地址：_____

電話：_____ 圖文傳真：_____

日期：_____

- 註： (1) 外地的訂戶暫時無須付上支票，所需郵費將於收到訂購表格後另行通知。
(2) 訂購超過一本相同名稱的年刊或特刊，請向政府新聞處查詢所需的本地郵費(電話：(852) 2842 8844或(852) 2842 8845，圖文傳真：(852) 2598 7482)。

你在表格上提供的資料，只會用作辦理書刊訂購事宜，不會向任何和訂購無關的人士透露。如欲查看或更改所填報的資料，請與政府新聞處刊物銷售小組聯絡。地址：香港花園道美利大廈4樓。



Mail Order Form (Applicable to print versions only)

To : Publications Sales Unit Information Services Department 4/F Murray Building Garden Road Hong Kong Tel. : (852) 2842 8844 or (852) 2842 8845 Fax : (852) 2598 7482	Price			Please indicate Month/Quarter/ Issue no. and Year		Total no. of issue(s) required (b)	Total amount (HK\$) (a) x (b)
	Per copy (HK\$)	Local postage (1) & (2) (HK\$)	Total (HK\$) (a)	From	To		
1. Hong Kong Monthly Digest of Statistics 2010 issues (J470010 B0)	203.0	16.4	219.4	/2010	12/2010		
2. Hong Kong Economic Trends 2010 issues (half-monthly) (J410010 B0)	11.0	3.0	14.0	/2010	24/2010		
3. Hong Kong Annual Digest of Statistics 2009 edition (J47010900B0)	214.0	28.0	242.0	-	-		
4. Hong Kong Social and Economic Trends 2009 edition (biennial) (J57290900B0)	294.0	16.4	310.4	-	-		
5. An Outline of Statistical Development 2009 edition (annual) (J33110900B0)	146.0	8.2	154.2	-	-		
6. A Graphic Guide on Hong Kong's Development (1967-2007) (J69090800B0)	66.0	16.4	82.4	-	-		
7.							
8.							
9.							
10.							

I enclose a cheque (No. _____) of HK\$ _____ for the payment of the above order. (Note : The cheque should be crossed and made payable to "The Government of the Hong Kong Special Administrative Region" or "The Government of the HKSAR".)

Name : _____ Title of post : _____

Name of organisation : _____ Address : _____

Tel. : _____ Fax : _____

Date : _____

- Notes :
- (1) For mailings to addresses outside Hong Kong, please do not send in a cheque now. The required postage will be advised upon receipt of order.
 - (2) For an order of multiple copies of an annual or ad hoc publication with the same title, please consult the Information Services Department about the required local postage. (Tel. : (852) 2842 8844 or (852) 2842 8845, Fax : (852) 2598 7482).

The information provided herein will only be used for processing your order of publications and will not be disclosed to parties which are not involved in the processing. You may seek access to or correction of the information by addressing your request to the Publications Sales Unit, Information Services Department, 4/F Murray Building, Garden Road, Hong Kong.





訂閱表格 (只適用於印刷版)
香港統計月刊 二零一零年期刊

Subscription Form (Applicable to print versions only)
Hong Kong Monthly Digest of Statistics 2010 Issues

致：香港灣仔港灣道十二號
灣仔政府大樓十九樓
政府統計處綜合統計組 (一) 乙
電話：(852)2582 3025 圖文傳真：(852)2827 1708

To：General Statistics Section (1) B
Census and Statistics Department
19/F Wanchai Tower
12 Harbour Road, Wan Chai, Hong Kong
Tel. : (852) 2582 3025 Fax : (852) 2827 1708

請在適當空格 (□) 內加上 (√) 號。Please tick (√) the appropriate box (□). (港元 HK\$)

刊物名稱 Title of Publication	每本 售價 Price per copy	每本 本地郵費 Local postage (1) & (2)	每本 合計 Total price (a)	期數 No. of issues (b)	總計 Total amount (a) x (b)
<input type="checkbox"/> 香港統計月刊 二零一零年期刊一月至十二月 (共十二期) Hong Kong Monthly Digest of Statistics January to December 2010 (total 12 issues)	203.0	16.4	219.4	12	2,632.8
<input type="checkbox"/> 香港統計月刊 二零一零年期刊____月至十二月 (共____期) Hong Kong Monthly Digest of Statistics _____ to December 2010 (total _____ issues)	203.0	16.4	219.4		
<input type="checkbox"/>					
合計 Total					

本人現付上支票 (編號：_____) 港幣 _____ 元，購買上述刊物。
I enclose a cheque (No. _____) of HK\$ _____ for the payment of the above order.

註：支票應予劃線，並註明支付「香港特別行政區政府」。

Note: Cheque should be crossed and made payable to "The Government of the Hong Kong Special Administrative Region" or "The Government of the HKSAR".

訂戶資料 Subscriber's Information

姓名 Name: _____ 機構名稱 Name of organisation: _____

職銜 Title of post: _____ 地址 Address: _____

部門 Department: _____

電話 Tel.: _____

圖文傳真 Fax: _____ 日期 Date: _____

機構主要業務類別 Major line of business of organisation:

- | | |
|--|--|
| <input type="checkbox"/> 進口與出口貿易業 Import and export trade | <input type="checkbox"/> 建造業 Construction |
| <input type="checkbox"/> 零售貿易業 Retail trade | <input type="checkbox"/> 金融、保險及地產業 Financing, insurance and real estate |
| <input type="checkbox"/> 製造業 Manufacturing | <input type="checkbox"/> 商用服務業 Business services |
| <input type="checkbox"/> 教育機構 Educational institution | <input type="checkbox"/> 社區、社會及個人服務業 Community, social and personal services |
| <input type="checkbox"/> 其他，請註明 Others, please specify _____ | |

讀者類別 (可選多項) Readership (more than one choice allowed):

- | | |
|---|---|
| <input type="checkbox"/> 經理 Manager | <input type="checkbox"/> 市場、推廣部人員 Marketing / promotional personnel |
| <input type="checkbox"/> 分析員、研究員 Analyst / researcher | <input type="checkbox"/> 教師、大專院校講師 Teaching staff / lecturer |
| <input type="checkbox"/> 學生 Student | <input type="checkbox"/> 其他，請註明 Others, please specify _____ |

訂戶類別 Type of subscriber:

- 機構 Organisation 私人 Individual

你是否願意收到本處其他刊物的推廣資料? Do you want to receive promotional materials of other publications of this department?

- 是 Yes 否 No HKMDS

註：(1) 外地的訂戶暫時無須付上支票，所需郵費將於收到訂購表格後另行通知。

Notes: For mailings to addresses outside Hong Kong, please do not send in a cheque now. The required postage will be advised upon receipt of order.
(2) 訂閱超過一本相同名稱及期號的刊物，請向政府新聞處查詢所需的本地郵費 (電話：(852) 2842 8844 或 (852) 2842 8845，圖文傳真：(852) 2598 7482)。

For subscription to multiple copies per issue with the same title, please consult the Information Services Department about the required local postage. (Tel. : (852) 2842 8844 or (852) 2842 8845, Fax : (852) 2598 7482).

你在表格上提供的資料，只會用作辦理書刊訂購事宜，不會向任何和訂購無關的人士透露。如欲查看或更改所填報的資料，請與政府統計處的資料管理人員聯絡。地址：香港灣仔港灣道十二號灣仔政府大樓二十一樓。

The information provided herein will only be used for processing your order of publications and will not be disclosed to parties which are not involved in the subscription of these publications. You may seek access to or correction of the information by addressing your request to the Data Controlling Officer, Census and Statistics Department, 21/F Wanchai Tower, 12 Harbour Road, Wan Chai, Hong Kong.

香港對外商品貿易統計刊物

Publications of Hong Kong External Merchandise Trade Statistics

香港對外商品貿易

Hong Kong External Merchandise Trade

本月刊載錄下列最新及全面的貿易統計數字：

- 按主要目的地及主要貨品劃分的港產品出口
- 按產品所屬工業劃分的本港製造業產品出口 *
- 按主要供應地、主要來源地及主要貨品類別劃分的進口
- 按主要來源地、主要目的地及主要貨品劃分的轉口
- 按貨品類別及國家/地區劃分的空運及海運貿易
- 香港出口佔海外目的地進口總值的百分比 *
- 涉及外發中國內地加工的貿易 *

*只在三月、六月、九月及十二月期刊出

本月刊以中英文對照版印行，備有印刷版和下載版(PDF 格式)可供選擇。

This monthly publication contains the most up-to-date and comprehensive trade figures on :

- Domestic exports by main destination and principal commodity
- Domestic exports by industrial origin in major industries *
- Imports by main supplier, main origin and principal commodity
- Re-exports by main origin, main destination and principal commodity
- Airborne and seaborne trade by commodity and country/territory
- Hong Kong's exports as a share of total imports to overseas destinations *
- Trade involving outward processing in the mainland of China *

*appears in the March, June, September and December issues only

This monthly publication is available in bilingual form. Both print version and download version (in PDF format) are available.

香港對外商品貿易
Hong Kong External Merchandise Trade

二零一零年一月
January 2010



二零零九年香港對外商品貿易回顧

Annual Review of Hong Kong External Merchandise Trade 2009

本刊物載錄下列由二零零七年至二零零九年按年統計數字：

- 港產品出口、轉口及進口的貨值、單位價格及貨量指數
- 按目的地、主要貨品及產品所屬工業劃分的港產品出口
- 按供應地、來源地及用途類別劃分的進口
- 按來源地、目的地及主要貨品劃分的轉口
- 按主要貨品類別劃分的貿易
- 按貨品類別及國家/地區劃分的空運及海運貿易
- 香港出口的国际排名
- 按運輸方式劃分的運載貨物噸數
- 外幣兌換率及指數


本刊物以中英文對照版印行，備有印刷版和下載版(PDF 格式)可供選擇。

This publication contains annual figures from 2007 to 2009 on :


- Value, unit value and quantum indices of domestic exports, re-exports and imports
- Domestic exports by destination, principal commodity and industrial origin
- Imports by supplier, origin and end-use category
- Re-exports by origin, destination and principal commodity
- Trade by principal commodity group
- Airborne and seaborne trade by commodity and country/territory
- International position of Hong Kong's exports
- Tonnage of cargo by mode of transport
- Exchange rates and their indices

This publication is available in bilingual form. Both print version and download version (in PDF format) are available.

二零零九年香港對外商品貿易回顧
Annual Review of
Hong Kong External Merchandise Trade 2009



香港商品貿易統計 *Hong Kong Merchandise Trade Statistics*




按月分兩冊出版：

- 進口
- 港產品出口及轉口

Published monthly in two separate volumes:

- Imports
- Domestic Exports and Re-exports




本月刊載錄按「標準國際貿易分類（第四次修訂版）」（簡稱「標準國際貿易分類」）的貨品項目及國家 / 地區劃分的詳細貿易統計數字。

This monthly publication contains a detailed breakdown of trade figures by Standard International Trade Classification Revision 4 (SITC) commodity item and of each commodity item by country/territory.

本月刊為中英文對照，下載版(PDF 格式)可於政府統計處網站免費下載。

This bilingual publication is available in download version (PDF format) and can be obtained from the C&SD website free of charge.

香港商品貿易統計 - 周年附刊 *Hong Kong Merchandise Trade Statistics - Annual Supplement*




按年分兩冊出版：

- 進口
- 港產品出口及轉口

Published annually in two separate volumes:

- Imports
- Domestic Exports and Re-exports



本刊物載錄以下詳細統計表：

- 按國家/地區及「標準國際貿易分類（第四次修訂版）」（簡稱「標準國際貿易分類」）中的條目、組、段及類劃分的貿易統計數字
- 按「標準國際貿易分類」中的條目、組、段及類劃分與歐洲聯盟國家的貿易統計數字

This publication contains the following detailed statistical tables:

- Trade by country/territory by Standard International Trade Classification Revision 4 (SITC) commodity item, group, division and section
- Trade with E.U. countries by SITC commodity item, group, division and section


本刊物以中英文對照版印行，備有印刷版和下載版(PDF 格式)可供選擇。

This publication is available in bilingual form. Both print version and download version (in PDF format) are available.

統計發展概要(二零一零年版)

An Outline of Statistical Development

(2010 Edition)



- ◆ 本處按年出版這本刊物，扼要地報告政府統計事務體系的工作和發展。政府統計事務體系由政府統計處及設於多個政府部門及決策局的統計組構成。
- ◆ 刊物亦就多個社會及經濟範疇，報告有關的統計發展，涵蓋的領域包括：
 - 人口
 - 勞工
 - 工商業
 - 物價及住戶開支
 - 對外貿易
 - 國民收入及國際收支平衡
 - 貨幣、銀行、金融
 - 策略性規劃
 - 教育
 - 房屋
 - 衛生
 - 社會福利
 - 治安
 - 運輸
 - 食物及環境衛生
 - 康樂及文化事務
 - 水務
 - 環境
 - 專題研究
- ◆ This publication is issued annually to provide a brief report on the work and development of the Government Statistical Service, which comprises the Census and Statistics Department and statistical units established in various government departments and bureaux.
- ◆ It also provides an account of recent statistical developments regarding a number of social and economic aspects, including :
 - Population
 - Labour
 - Commerce and Industry
 - Prices and Household Expenditure
 - External Trade
 - National Income and Balance of Payments
 - Money, Banking and Finance
 - Strategic Planning
 - Education
 - Housing
 - Health
 - Social Welfare
 - Law and Order
 - Transport
 - Food and Environmental Hygiene
 - Leisure and Cultural Services
 - Water Supplies
 - The Environment
 - Topical Studies

有關政府統計處刊物及其他統計產品的最新資料，請瀏覽本處網站內「產品及服務」一節 (www.censtatd.gov.hk/products_and_services/products/index_tc.jsp)或致電刊物出版組查詢(電話：(852) 2582 3025)。

For up-to-date information of the publications and other statistical products of the Census and Statistics Department, please visit the "Products & Services" section on the website of the department (www.censtatd.gov.hk/products_and_services/products/index.jsp) or call the Publications Unit of the department at (852) 2582 3025.

港口貨物、貨櫃吞吐量及船隻統計 刊載於香港船務統計

Statistics on Port Cargo and Container Throughput
and Vessel Movement
are covered in **Hong Kong Shipping Statistics**



本季刊以中英文對照版印行，
內容包括：

- 抵港船隻數目及容量
- 港口貨物/載貨貨櫃吞吐量
按以下特徵分析：
 - 進口、出口及轉運
 - 海運及河運
 - 主要貨品
 - 主要裝貨/卸貨國家/地區及港口
 - 貨物裝卸地點
 - 與中國內地有關的轉運

Published in bilingual form, the quarterly
report covers :

- Number and capacity of vessel arrivals
- Port cargo/laden container throughput
analysed by the following characteristics :
 - Imports, exports and transhipment
 - Seaborne and river
 - Principal commodity
 - Major country/territory and port of loading/discharge
 - Cargo handling location
 - Transhipment related to the mainland of China

有關獲取本刊物的方法，請參閱第A10頁。此外，本刊物的訂閱表格亦刊載於下頁。
Please refer to page A10 for the means of obtaining this publication. A subscription form is also
available on the following page for ordering the publication.



訂閱表格 (只適用於印刷版)
香港船務統計 二零一零年期刊
Subscription Form (Applicable to print versions only)
Hong Kong Shipping Statistics 2010 Issues

致：香港灣仔港灣道十二號
灣仔政府大樓二十二樓
政府統計處船隻及貨運統計組
電話：(852) 2582 4891 圖文傳真：(852) 2802 1192

To : Shipping and Cargo Statistics Section
Census and Statistics Department
22/F Wanchai Tower
12 Harbour Road, Wan Chai, Hong Kong
Tel. : (852) 2582 4891 Fax : (852) 2802 1192

請在適當空格 () 內加上 () 號。Please tick () the appropriate box (). (港元 HK\$)

刊物名稱 Title of Publication	每本 售價 Price per copy	每本 本地郵費 Local postage (1) & (2)	每本 合計 Total price (a)	期數 No. of issues (b)	總計 Total amount (a) x (b)
<input type="checkbox"/> 香港船務統計 二零一零年期刊 二零一零年第一季至第四季 (共四期) Hong Kong Shipping Statistics 2010 Issues 1st quarter to 4th quarter 2010 (total 4 issues)	75.0	8.2	83.2	4	332.8
<input type="checkbox"/> 香港船務統計 二零一零年期刊 二零一零年第_____季至第四季 (共_____期) Hong Kong Shipping Statistics 2010 Issues _____ to 4th quarter 2010 (total _____ issues)	75.0	8.2	83.2		
<input type="checkbox"/>					
合計 Total					

本人現付上支票 (編號：_____) 港幣 _____ 元，購買上述刊物。
I enclose a cheque (No. _____) of HK\$ _____ for the payment of the above order.

註：支票應予劃線，並註明支付「香港特別行政區政府」。

Note : Cheque should be crossed and made payable to "The Government of the Hong Kong Special Administrative Region" or "The Government of the HKSAR".

訂戶資料 Subscriber's Information

姓名 Name : _____ 機構名稱 Name of organisation : _____
職銜 Title of post : _____ 地址 Address : _____
部門 Department : _____
電話 Tel. : _____
圖文傳真 Fax : _____ 日期 Date : _____

機構主要業務類別 Major line of business of organisation :

- 船務業 Shipping 市場研究 Marketing and research 進口與出口貿易業 Import and export trade
 貨運業 Forwarder 商用服務業 Business services 金融、保險及地產業 Financing, insurance and real estate
 零售貿易業 Retail trade 製造業 Manufacturing 社區、社會及個人服務業 Community, social and personal services
 建造業 Construction 教育機構 Educational institution 其他，請註明 Others, please specify _____

讀者類別 (可選多項) Readership (more than one choice allowed) :

- 經理 Manager 市場、推廣部人員 Marketing / promotional personnel
 分析員、研究員 Analyst / researcher 教師、大專院校講師 Teaching staff / lecturer
 學生 Student 其他，請註明 Others, please specify _____

訂戶類別 Type of subscriber :

- 機構 Organisation 私人 Individual

你是否願意收到本處其他刊物的推廣資料？Do you want to receive promotional materials of other publications of this department?

- 是 Yes 否 No

HKSS

註：(1) 外地的訂戶暫時無須付上支票，所需郵費將於收到訂購表格後另行通知。

Notes : For mailings to addresses outside Hong Kong, please do not send in a cheque now. The required postage will be advised upon receipt of order.

(2) 訂閱超過一本相同名稱及期號的刊物，請向政府新聞處查詢所需的本地郵費 (電話：(852) 2842 8844 或 (852) 2842 8845，圖文傳真：(852) 2598 7482)。

For subscription to multiple copies per issue with the same title, please consult the Information Services Department about the required local postage. (Tel. : (852) 2842 8844 or (852) 2842 8845, Fax : (852) 2598 7482).

你在表格上提供的資料，只會用作辦理書刊訂購事宜，不會向任何和訂購無關的人士透露。如欲查看或更改所填報的資料，請與政府統計處的資料管理人員聯絡。地址：香港灣仔港灣道十二號灣仔政府大樓二十一樓。

The information provided herein will only be used for processing your order of publications and will not be disclosed to parties which are not involved in the subscription of these publications. You may seek access to or correction of the information by addressing your request to the Data Controlling Officer, Census and Statistics Department, 21/F Wanchai Tower, 12 Harbour Road, Wan Chai, Hong Kong.

專業統計 服務市民

香港特別行政區政府 政府統計處

香港

政府資訊中心 繁體中文 簡體版 ENGLISH 搜尋 網頁指南

主頁

- 最新消息
- 關於我們
- 主要計劃、事項及發展
- 香港統計資料
- 新聞稿及記者招待會
- 產品及服務
- 傳媒專區
- 統計調查受訪者專區
- 貿易事宜專區
- 統計認知及學生專區
- 相關網址
- 服務台

二零零六年中期人口統計

香港統計數據書店

查閱貨物分類編號

重點提要

- 二零零五年十一月份的零售業銷售額臨時統計數字**
二零零五年十一月份的零售業總銷售額的臨時估計為158億元，較上年同月上升4.2%。
[更多資料](#)
- 《主題性住戶統計調查第二十四號報告書》出版**
《主題性住戶統計調查第二十四號報告書》列載於二零零四年十一月至二零零五年一月期間進行的主題性住戶統計調查的結果，當中包括香港居民使用非專營巴士服務的情況及對《基本法》的認識等主題。
[更多資料](#)
- 二零零五年九月工資及薪金總額統計數字**
二零零五年九月的平均工資率，以名義工資指數計算，較上年同期上升0.8%。薪金總額統計方面，二零零五年第三季的就業人士名義平均薪金指數較上年同期上升3.2%。
[更多資料](#)

RSS 按此獲取以RSS形式發放的最新提要
[關於RSS](#)

人口、住戶及機構統計數字
[關於觀看此地圖](#)

主要統計指標
主要經濟及社會統計指標
[更多資料](#)

香港統計資料

- 人口及生命事件
- 勞工
- 對外貿易
- 工業生產
- 商業
- 科技
- 土地、樓宇、建造及地產
- 房屋及物業
- 運輸、通訊及旅遊
- 政府收支、貨幣、金融
- 物價
- 教育
- 衛生
- 社會福利
- 治安
- 文化、娛樂、康樂
- 環境、氣候及地理
- 能源
- 國民收入及國際收支平衡
- 其他

香港經濟四個主要行業

社會專題研究

新增功能

- 按主題搜尋資料
- 地圖上的分區統計資料
- 查閱貿易貨物分類編號
- 以電子郵件及Really Simple Syndication (RSS)方式通知最新統計資訊
- 為學生、傳媒工作者、統計調查受訪者及進出口人士而設的專區

有關政府統計處網站

- 最新的經濟及社會統計資料及圖表
- 於新聞稿發布當天在網站查閱有關統計數據
- 香港官方統計資料的入門網站

請瀏覽政府統計處網頁
www.censtatd.gov.hk

Quality Statistics to Serve the Community

Census and Statistics Department
The Government of the Hong Kong Special Administrative Region

Government Information Centre | TEXT ONLY 繁體版 简体版 | SEARCH | SITE MAP

- Home
- What's New
- About Us
- Major Projects, Events and Developments
- Hong Kong Statistics
- Press Releases & Press Conferences
- Products and Services
- Media Workers' Corner
- Survey Respondents' Corner
- Corner on Trade Matters
- Statistical Literacy and Students' Corner
- Links
- Service Desk

Highlights

Provisional Statistics of Retail Sales for November 2005
The value of total retail sales in November 2005, provisionally estimated at \$15.8 billion, increased by 4.2% over a year earlier.
[More :](#)

Wage and Payroll Statistics for September 2005
The average wage rate, as measured by the wage index, rose by 0.8% in nominal terms in September 2005 over a year earlier. As for payroll, the index of payroll per person engaged increased by 3.2% in nominal terms in the third quarter of 2005 over a year earlier.
[More :](#)

Report on "External Direct Investment Statistics of Hong Kong 2004" now available on sale
The report contains detailed statistics including inward direct investment by investor country/territory; outward direct investment by recipient country/territory; opinions of direct investors on investment environment of Hong Kong and more detailed information on external direct investment in Hong Kong.
[More :](#)

RSS To get future highlights in RSS format
[About RSS](#)

2006 Population By-census

Statistical Bookstore

Searching Commodity Codes

Population, Household and Establishment Statistics
[About Viewing this Map](#)

Key Indicators
Key Economic & Social Indicators
[More..](#)

Hong Kong Statistics

- Population and Vital Events
- Labour
- External Trade
- Industrial Production
- Commerce
- Science and Technology
- Land, Building, Construction and Real Estate
- Housing and Property
- Transport, Communications and Tourism
- Public Accounts, Money and Finance
- Prices
- Education
- Health
- Social Welfare
- Law and Order
- Culture, Entertainment and Recreation
- Environment, Climate and Geography
- Energy
- National Income and Balance of Payments
- Others

Four Key Industries in HK Economy
Social Topics Studies

New Features

- Information searching by theme
- District statistics on maps
- Trade commodity code searching
- Notification of latest statistics through e-mail and Really Simple Syndication (RSS) tool
- Dedicated corners for students, media workers, survey respondents and importers/exporters

About C&SD Website

- Latest economic and social statistics and charts
- Press releases available on day of release
- Portal site for Hong Kong official statistics

Please visit
www.censtatd.gov.hk