

# **The old people in Egypt, Case Study (Ismailia Governorate)**

Mohamed Hassan Ahmed Talaat Mostafa  
Central Agency for Public Mobilization and Statistics, Cairo, Egypt

[mido82\\_mido82@yahoo.com](mailto:mido82_mido82@yahoo.com)  
[Pres\\_capmas.gov.eg](http://Pres_capmas.gov.eg)

## **Abstract**

Nowadays, with the increase in the number of older people there is a need to expect their numbers in order to develop strategies and future plans for them. Demographic transition was fast, particularly the rapid decline in mortality rates during the latter half of the twentieth century. With changes in the age structure of population, there is an increase in the number of elderly people and a decreased trend of their mortality rates, which is considered as a natural result of reducing of diseases spread among the elderly and the efforts of health care for them. The older layer of a heavy economic burden on society needs a special care from their families, and the government on the other hand because they are considered a layer capable of production, providing them with health care and social security.

Key words: Demographic transition, elderly, mortality, houses accommodation

## **1. Introduction**

The study of demographic phenomena for the elderly is of great importance in the community, since it can reflect the social and economic level of society through some indicators, such as the availability of health care, social security and pension system and the extent of their participation in the labor market.....etc.

Knowing the properties of the elderly is a socially and economically important area of study. The data used in this study are for the years 1986-2006. The census has addressed the age distribution of the elderly (60+ years) in urban and rural areas as well as the study of attitudes by type, age, age groups and death rates, detailed dependency ratios, age along leisurely on the most important needs of clubs, social and leisure activities as well as economic and pension species gets older in Egypt.

Here was the need to study the properties of older people using an analytical study using a combination of statistical packages predicting on the size and characteristics of the population to get to future needs of the elderly and the development of policies to avoid these problems in the future.

## **2. Objectives of the studies**

Studying characteristics of the elderly is very important in enabling policy makers to identify the extent of the problems of this class of the community and then develop plans to provide care and services they need, the purpose of this research is to highlight the following points.

A - The access to estimations of future population projections up to 2051 (Male and Female) in the Urban, Rural and the growth rate between the sexes.

B - Identify the needs of the elderly and the size of accommodation and the role of social care

C - Determine Size and trends of the elderly and rate even until 2051

D - Dependency ratios as well as mortality prediction for Ismailia as one of Egypt's governorates

E - Determine Type of care needed by older

F - The preparation of the houses accommodation allocated to them.

## **1- 3. Methodology of the study**

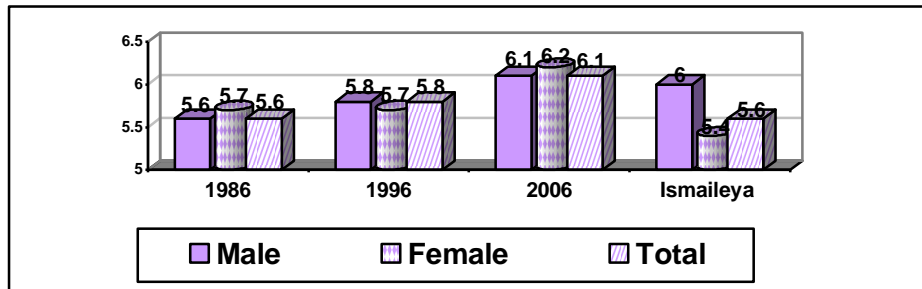
This paper will use descriptive analysis as well as the method of Using Spectrum.

#### 4. Study the size and direction of the elderly:

Definition of elderly : Have known the Committee of Experts World Health Organization in 1972 that an elderly person is an individual aged sixty-five years, considering that this age consistent with retirement age in most of the countries all over the world, but retirement age for most workers in the Arab Republic of Egypt is the age of sixty there for the law of elderly in Egypt is the one who has reached the age of sixty or more, and for the purposes of retirement and social insurance entitlement and pensions.

Graph (1)

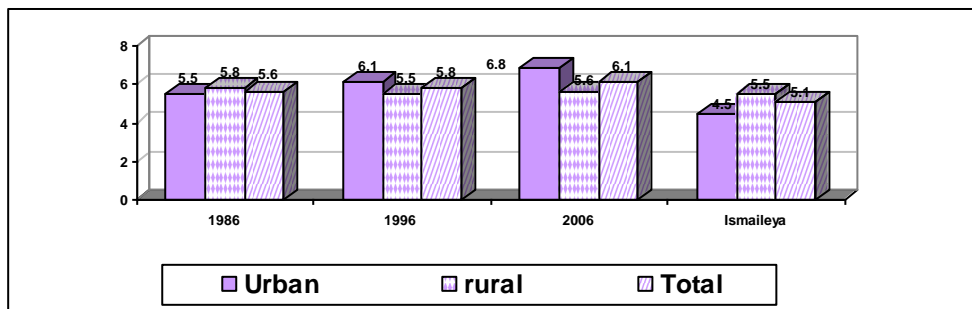
the proportion of elderly (60 + years) according to gender (1986-2006) and Ismailia



Addresses this Chart show the distribution of the elderly (60 +) by type and age groups and residence during the period from 1986 until 2006, according to compare the rates of the elderly in Egypt Ismailia Governorate .Has pointed out the results of the general census of the population during the past two decades that the proportion of seniors (60 years and over) rose from 5.6% to 6.1% between the censuses 1986 and 2006, as is clear from Graph (1), and notes the same pattern for both males and females, where the proportion rose among males from 5.6% to 6.1%, and females from 5.7% to 6.2% during the same period, which requires direct more resources to care for the elderly, especially in the field of health and social work .For Ismailia Governorate, we find a significant increase in the proportion of older age for males to reach 6%, up 0.4% from the total for the Republic and females, we find a significant decrease up 0.7% for the total Republic.

Graph (2)

the proportion of elderly (60 + years) according to Accommodation (1986-2006) and Ismailia



As for the size and proportion of older persons (60 years and above) by Gender and place of Accommodation (urban / rural) for the years (1986-2006) chart (2), where notes of the graph that the percentage of the population (60 years and above) rises in the urban countryside in the years 1996.2006 where the percentage of the urban population of 6.1% in 1996 compared to 5.5% in rural areas, while in 2006 the figure was 6.8% for attended compared to 5.6% of the countryside, and in 1986 noting a decline in the urban population from the countryside, where the rate was 5.5% in urban areas compared to 5.8% in rural areas may be due reasons for the high proportion of the population (60 + years) in urban than rural in 1996, 2006 to remain a part of this group of seniors in areas where they were working to work in other works after their arrival retirement age in order to improve the standard of living, especially

after the rise in prices observed over the last decade, or perhaps due to the migration of the population less than 60 years of urban areas, while Ismailia, we find that the proportion of the population (60 + years) in urban less the rural population and that the breadth farmland in the county, we find that the percentage of the urban population up 4.5%, while the percentage of females to 5.5% of the total preservation.

The study of Ismailia Governorate for elderly (60 + years) by Gender and residence there was a rise in the proportion of the population of males for urban and rural, where the rate was in the countryside 5.2% versus 4.4% in urban areas. And studying the pattern for females it notes the high proportion of the rural population for the urban population in terms reached 5.3%, while in urban areas reached 4.5%, because the Ismailia large agricultural areas and very concentrated mass population in the countryside.

**6. Study the detailed level of mortality for the elderly:**

The mortality rate is one of the most important indicators of detailed demographic, where it reflects the level of social and economic development, which requires attention to the issue of integrated care for the elderly private (60 + years). Table (1) death rates detailed for the elderly by type and age groups and residence in 2006 has been taken into account when calculating the mortality rate detailed take the average number of deaths in the three years (2005, 2006, 2007) and the number of population in mid-2006 using the growth rate grief between 1996, 2006

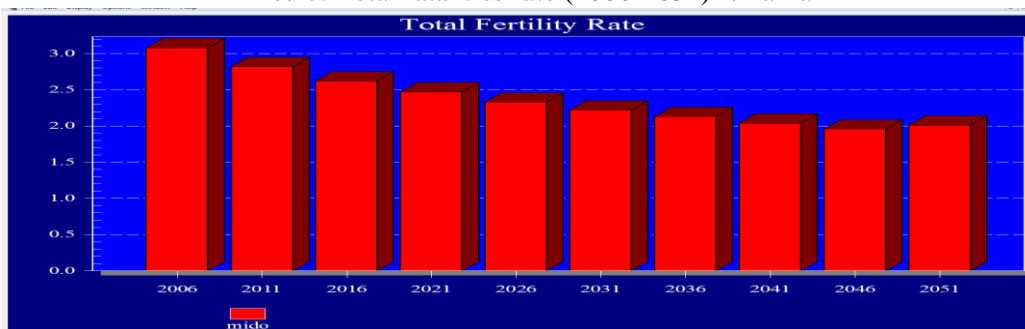
Table (1)  
detailed death rates for the elderly according to gender in 2006

+75		-70		-65		-60		Egypt 2006
Female	Male	Female	Male	Female	Male	Female	Male	
179.8	142.4	61.3	64.7	34.5	38.5	20.1	25.2	

Studying death rates detailed for seniors as evidenced by the table (1) observed high rates of death detailed by age to the total of the Republic in 2006, both males and females, where the rate increased from 25.2 per thousand to 142.4 per thousand for males, either females has risen average of 20.1 per Elven to 179.8 per thousand, as evidenced by the table high death rates detailed for males and females and in both urban and rural areas of the Republic of age groups (70-74) years or less may be due to high rates of older people in these categories for females than males. Is also evident from the table (1) detailed high death rates in rural areas than in urban areas and in all age groups for both males and females with the exception of age group (65-69) with high death rates in urban areas than in rural areas where the rate in urban males 39.2 per thousand dropped to 37.9 per thousand in the countryside, and the female, the average urban 36.4 per thousand compared to 33.2 per thousand in the countryside. The high death rates for both males and females in rural areas than in urban areas in the rest of the other age groups to the low level of economic and social characteristics and to the lack of health services in these areas. There is also an important fact cannot be neglected, a harmful impact to the environment as well as the effect of pollution on

Graph (3)

Predict Total fatalities rate (2006-2051) Ismailia

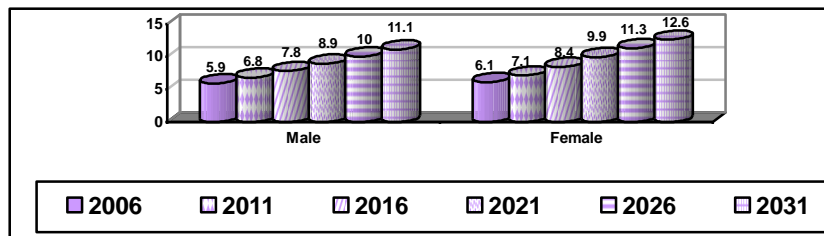


rural areas such as air pollution, water, food, and that there are many endemic diseases and scattered accepted countryside which reflects the causes of high death rates in these areas.

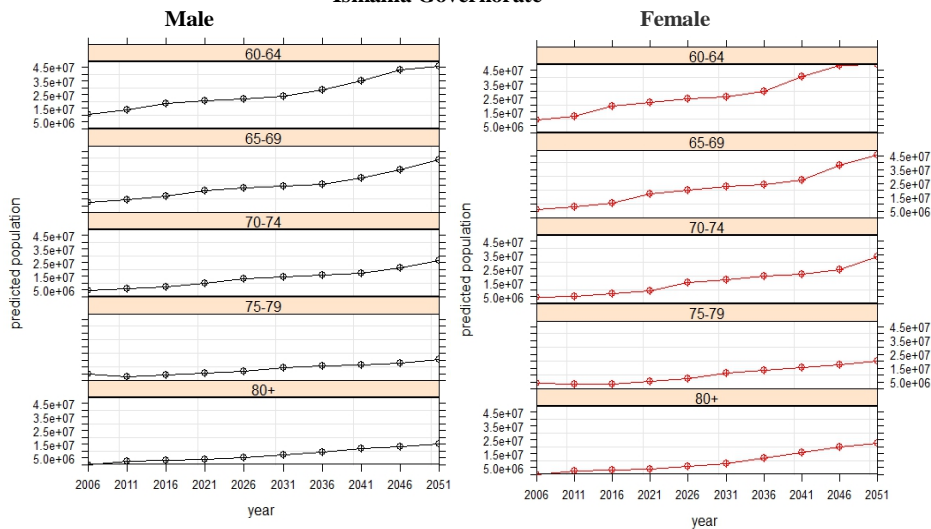
- **Estimate the number of the elderly population (60 years and above):**

As for the estimation of the number of the elderly population (60 years and above) by type in the period (2006-2031) chart (4), where it became clear from the table high rate of elderly (60 + years) for both males and females during the period of appreciation (2006 -2031) Shows from Chart high proportion of older males from 5.9% in 2006 to 11.1% in 2031, as well as higher percentage of females from 6.1% in 2006 to 12.6% in 2031, also notes from the table the high rate of older females than males during the period ( 2006-2031) has increased the number of seniors to the impact of urbanization, which leads to lower rates of death for them, as well as the high level of health and social services provided by the government to them, such as increasing the preparation of the role of the elderly in addition to multiple types of pensions.

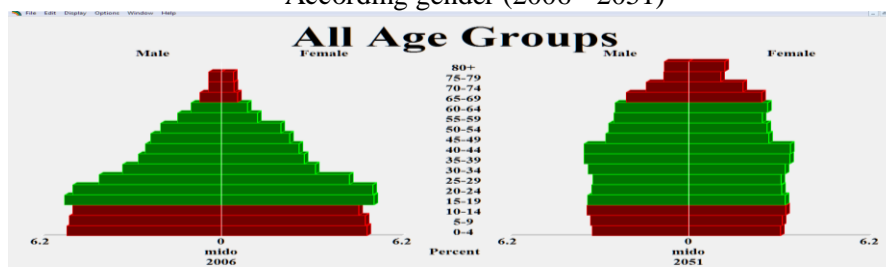
Graph (4)  
Estimated population (60 +) according to gender (2006 - 2031)



Graph (5) : Predicted population according to Gender and age groups  
From (2006 - 2051)  
Ismailia Governorate



Graph (6)  
Population pyramid Compared to estimate the number of residents  
According to gender (2006 - 2051)



**Table (2) predicted survival at birth by Gender**

The difference	Female	Male	Years
2.6	69.1	66.5	2006
2.8	71.4	68.6	2011
2.8	73.3	70.5	2016
2.7	74.9	72.2	2021
2.5	76.2	73.7	2026
2.3	77.3	75	2031
2.2	78.3	76.1	2036
2	79.1	77.1	2041
1.7	79.8	78.1	2046
1.5	80.4	78.9	2051

**7. Age dependency ratio for the elderly**

The importance of this indicator is known as the size of the burden on working-age individuals in support of individuals outside of working age and production. This indicator is a (population outside the working-age individuals (60 years and over) to working-age population (15-59 years old). Shows the graph (7) age dependency ratio of the elderly (60 + years) by type for the years (1986 -2006)

Graph (7)

age dependency ratio for the elderly (60 + years) according to the Gender of For the years (1986-2006)%

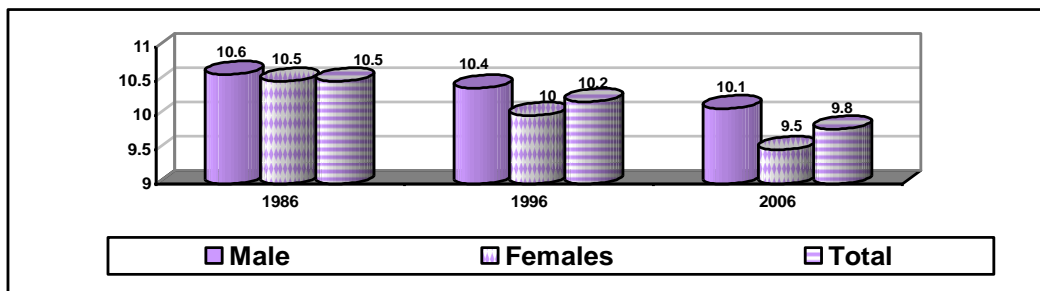


Chart shows the lower age dependency ratio for both males and females during the study period, where it decreased for males from 10.6% in 1986 to 10.1% in 2006, as well as for females decreased from 10.5 in 1986 to 9.5 in 2006, may be due low dependency ratio among the elderly to that the percentage of them in the age group (60 +) are still in the labor force

**8. Types of homes for the elderly and some of the services provided by the government for the elderly:**

**8.1-** The role of the elderly in Egypt Intended role to care for the elderly who are not finding care within their natural families through:

- A - Provide suitable accommodation for the elderly.
- B- Providing health care to keep them in good health.
- C - Providing social programs to help them get more friends.
- D - The provision of recreational programs to help them enjoy their time and their lives.
- E - Develop the skills of the elderly through training on their hobby in private workshops role.

**Table (3)**

**the number of homes for the elderly in accordance with the type and capacity in 2007,2006**

Role		Capacity						Egypt
		Total		Female		Male		
2007	2006	2007	2006	2007	2006	2007	2006	
108	104	4065	3881	2334	2140	1731	1741	Total

### 8.2- Elderly clubs in some provinces:

These clubs aim to serve the elderly through:

A - access to all recreational and cultural activities and sports that fit human capabilities after the age of sixty.

B - Organizing trips as well as internal and external to Hajj and Umrah trips.

C - Try to find appropriate solutions for the elderly with their families and help them to spend longer with each other through these clubs.

D - Trying to get all the possible services provided by the government for the elderly and to ensure them a more well-being of life with the investment of their leisure time as part of giving back to them.

**Table (4)**

#### **The number of elderly clubs according amplitude in the years 1989, 2007**

2007		1989		Egypt
roominess	the number of clubs	roominess	the number of clubs	
40230	174	7200	45	Total

### 8.3-Types of pensions and financial support:

The Ministry of Social Solidarity financial assistance for the elderly to ensure them a decent life and a reasonable standard of living concerned about the troubles of life, as well as an annual increase of pensions.

### 9- Results

- Expected to increase the proportion of older from 6.1% in 2006 to 15% in 2051

- Expected to increase the proportion of females from 6.1% in 2006 to reach 12.6% in 2031

- Expected to increase the proportion of males from 5.9% in 2006 to reach 11.1% in 2031

- Expected to death rates in rural areas from urban areas for both males and females

- Lower the age dependency ratio of the elderly (60 + years) during the study period (1986-2006), where the dependency ratio decreased from 10.5% in 1986 to 9.8% in 2006

-The number of House Accommodation in 2007, about 108 elderly role of serving 4065

- There is an increase in the number of clubs that serve the elderly, where the number rose from 45 in 1989 to the club (174) club in 2007 in order to serve the elderly 40230

### 10 - Recommendations

A – increase attention to health services, especially in rural areas.

B - through studying, there is a rise in the number of women older study therefore recommends an old-age pension and the number of nursing homes that serve this population.

C - Expansion in some social programs aimed by which they can provide jobs for the elderly commensurate with health status and age.

D - Encourage the elderly to develop their skills through the establishment of workshops and clubs for the elderly of their own and which they can train them on their hobby and assistance to keep them always in high spirits enable them to tender.

### 11- References

1-Central Agency for Public Mobilization and Statistics (CAPMAS), Vital Statistics (Statistics of births and deaths) for the year 2008 - Cairo.

2-CAPMAS, the vital statistics (births and mortality census) 2010 – Cairo.

3-CAPMAS, Future population projections for the total Republic (2006-2031) - Cairo.

4- Cabinet Egyptian, 2008, Features of the elderly in Egypt ,number (24) of the monthly report issued by the Center for Information and Decision Support , Cairo.